

Middle East Polio Technical Bulletin

EMR: Egypt, Iraq, Jordan, Lebanon, Syria, West Bank and Gaza Strip
EUR: Turkey

Data in WHO as of 27 January 2013 (Week 5) – No.7



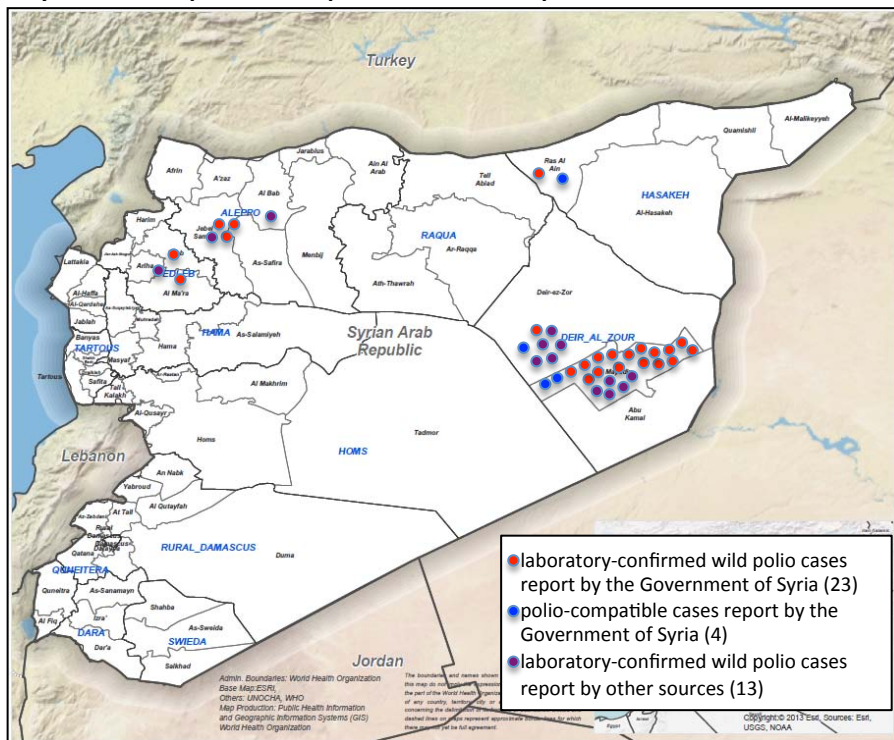
Situation Update

As of 03 February 2014:

The total number of laboratory confirmed wild poliovirus type 1 cases (WPV1) reported by the government of the Syrian Arab Republic is 23. In addition to the advance notification reported in bulletin #6 from, Ras Al Ien district, Hasakah province, there are six more confirmed wild poliovirus type 1 cases to report this week for total of seven new cases. There is one case in each of the following districts: Mara and Adleb districts, Edleb province; Deir-Al-Zour and Mayadeen districts, Deir-Al-Zour province; and, Aleppo City and Atareb districts, Aleppo province.

In order to assess the geographic extent and risk of continued circulation of wild poliovirus, there has been a concerted effort to reconcile, verify and report laboratory-confirmed polio cases from all sources. Also given the challenge of obtaining adequate laboratory specimens in conflict settings, polio-compatible cases are helping to guide national and international outbreak response planning.

Syrian Arab Republic: Wild poliovirus and Compatible cases



Note that cases are plotted within the boundaries of districts.

New cases – Summary:

New cases this week:

7 WPV type 1 cases

Location / Date of onset:

In 4 governorates (Aleppo, Deir-Al-Zour, Edleb, Hasakeh)

From 08 Nov-13 to 17 Dec-13

Outbreak – Summary:

Total number of cases:

23 (in Syria)

Most recent case:

Edleb, Mara /

17-Dec-13

Index case:

Aleppo, Fardous /

14-Jul-13

Duration of outbreak:

22 weeks

Extent of outbreak:

4 governorates / 8 districts (in Syria)

SIA – Summary:

Number of SIAs since Index case:

3 (3 NIDs)

Number of SIAs since last case*:

2 (2 NIDs)

*Includes SIAs within 10 days prior to onset.

Summary information

as of 27 January 2014

AFP case information, 2013

Age	Syria						Egypt		Iraq		Jordan		Lebanon		West Bank and Gaza Strip		Turkey	
	WPV cases		Compatible cases		NP AFP cases		NP AFP cases		NP AFP cases		NP AFP cases		NP AFP cases		NP AFP cases		NP AFP cases	
	Nb	%	Nb	%	Nb	%	Nb	%	Nb	%	Nb	%	Nb	%	Nb	%	Nb	%
0-5 months	2	9%		0%	3	2%	27	3%	19	4%	2	6%	1	3%	0	0%	5	2%
6-23 months	16	70%	4	100%	35	26%	377	37%	116	26%	5	15%	4	12%	11	29%	32	14%
24-59 months	3	13%		0%	40	30%	351	35%	177	40%	16	47%	16	48%	12	32%	70	30%
60-119 months	2	9%		0%	37	27%	190	19%	96	22%	6	18%	8	24%	6	16%	63	27%
120-179 months	0	0%		0%	16	12%	62	6%	36	8%	4	12%	4	12%	9	24%	61	26%
180+ months	0	0%		0%	4	3%	0	0%	0	0%	1	3%	0	0%	0	0%	3	1%
TOTAL	23		4		135		1007		444		34		33		38		234	
Vaccination status																		
0 Dose	13	57%	3	75%	11	8%	0	0%	5	1%	0	0%	2	6%	0	0%	19	8%
1-2 Doses	8	35%		0%	15	11%	17	2%	25	6%	0	0%	2	6%	0	0%	73	31%
3 Doses	2	9%		0%	9	7%	13	1%	42	9%	1	3%	5	15%	0	0%	11	5%
4+ Doses	0	0%		0%	94	70%	972	97%	347	78%	24	71%	19	58%	37	97%	131	56%
Unknown	0	0%	1	25%	6	4%	5	0%	25	6%	9	26%	5	15%	1	3%	0	0%
TOTAL	23		4		135		1007		444		34		33		38		234	
Gender																		
M	15	65%	2	50%	71	53%	578	57%	261	59%	21	62%	28	85%	15	39%	139	59%
F	8	35%	2	50%	64	47%	429	43%	183	41%	13	38%	5	15%	23	61%	95	41%
TOTAL	23		4		135		1007		444		34		33		38		234	

NB includes IPV for Turkey

Surveillance indicators, 2010-2014

Country / Territory	Year	AFP cases reported	Non-polio AFP rate	AFP cases with adequate specimens (%)
Egypt	2010	1151	4.5	95
	2011	1023	4.0	93
	2012	1022	3.9	92
	2013	1007	3.1	92
	2014	64	2.1	20
Iraq	2010	489	4.0	87
	2011	530	4.3	89
	2012	467	3.8	90
	2013	444	3.1	84
	2014	15	1.1	100
Jordan	2010	40	1.8	95
	2011	30	1.4	97
	2012	34	1.5	85
	2013	34	1.4	88
	2014	0	0.0	0
Lebanon	2010	19	1.7	47
	2011	22	2.0	45
	2012	24	2.2	50
	2013	33	3.0	45
	2014	0	0.0	0
Syrian Arab Republic	2010	194	2.6	95
	2011	168	2.3	93
	2012	109	1.4	84
	2013	162	1.4	73
	2014	5	0.5	0
Turkey	2010	215	1.1	74
	2011	196	1.0	81
	2012	172	0.9	81
	2013	234	1.1	75
	2014	13	0.6	100
West Bank and Gaza Strip	2010	15	0.9	100
	2011	17	1.1	100
	2012	21	1.3	95
	2013	38	2.2	95
	2014	2	1.2	0

Targets:

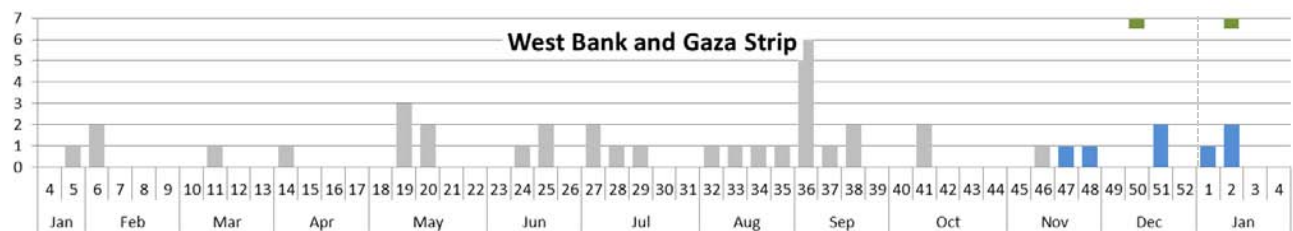
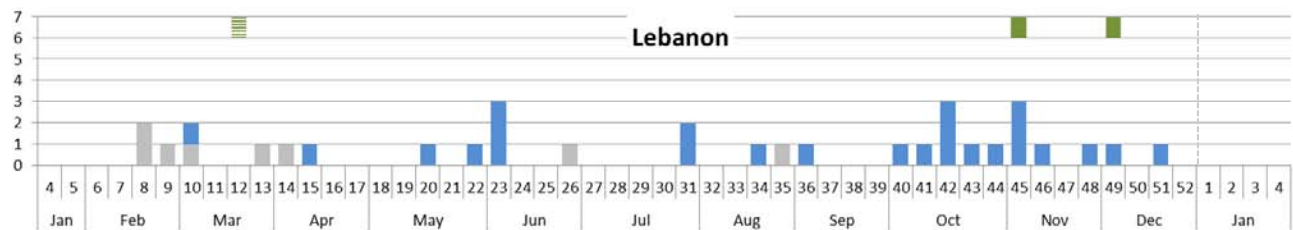
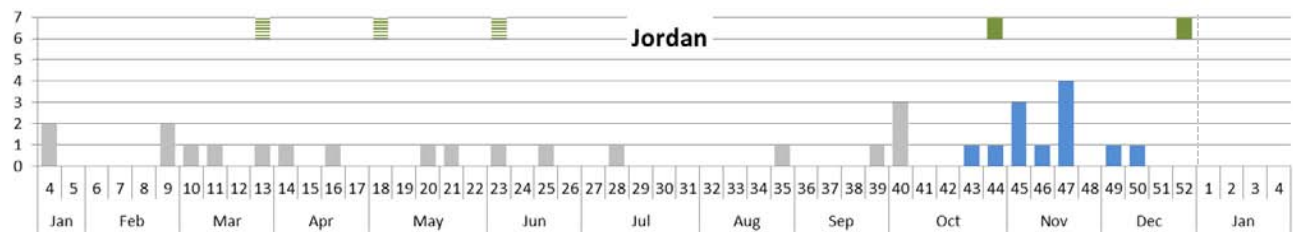
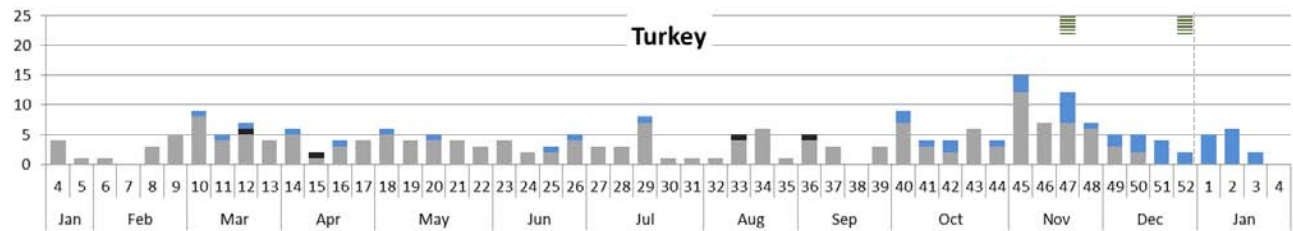
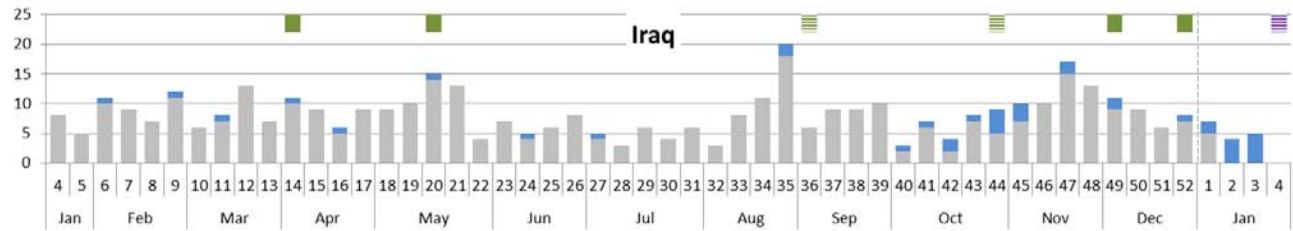
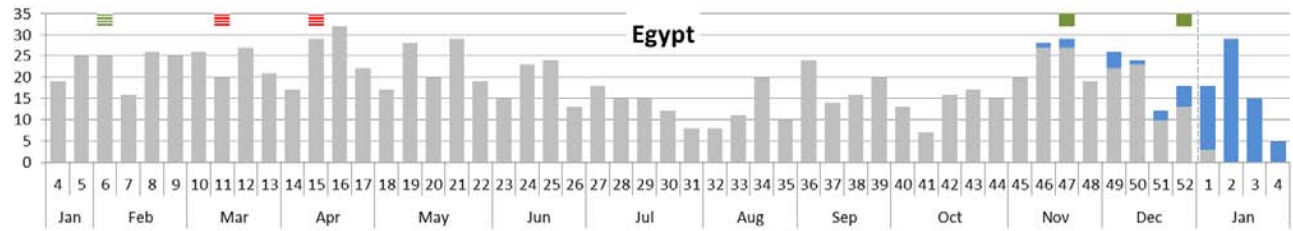
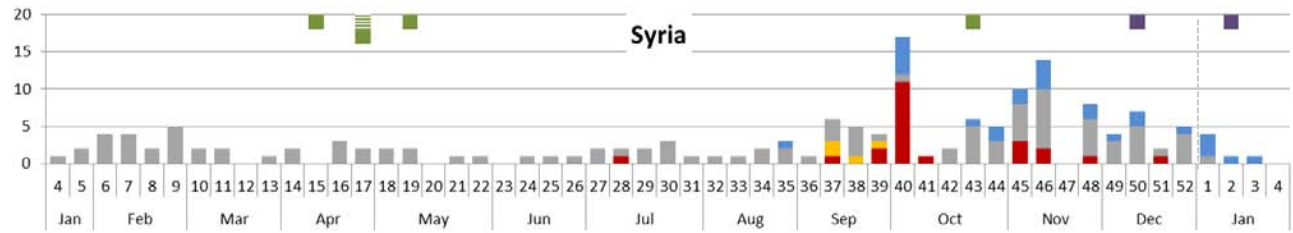
NP AFP rate: $\geq 2/100,000$ pop <15 years of age

Stool adequacy: $\geq 80\%$ stool samples

Disclaimer: For Syria, acute flaccid paralysis (AFP) cases and laboratory confirmation of AFP cases are in the process of being verified and reconciled.

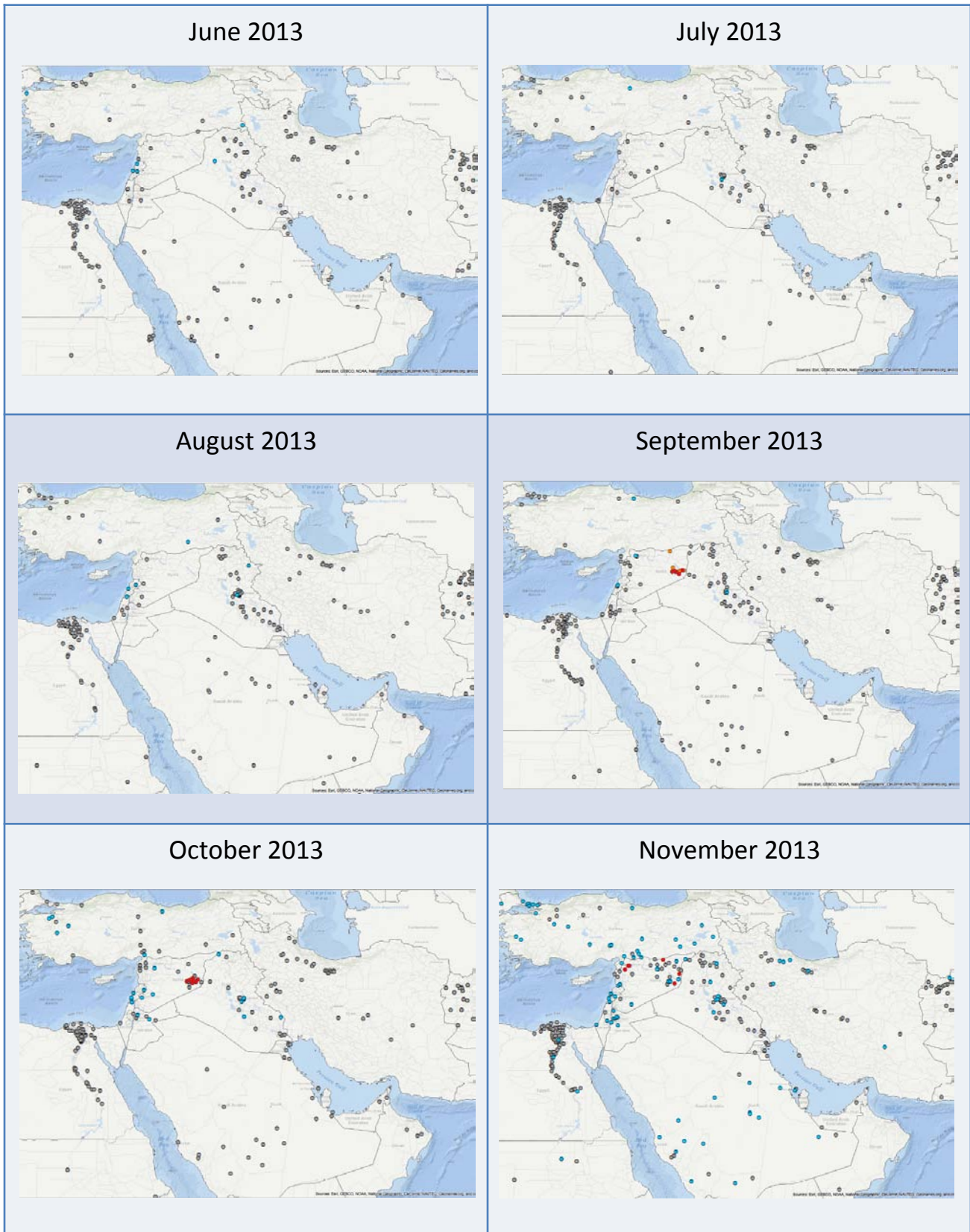
Epidemiological curves

as of 27 January 2014



AFP cases by classification, previous 8 months

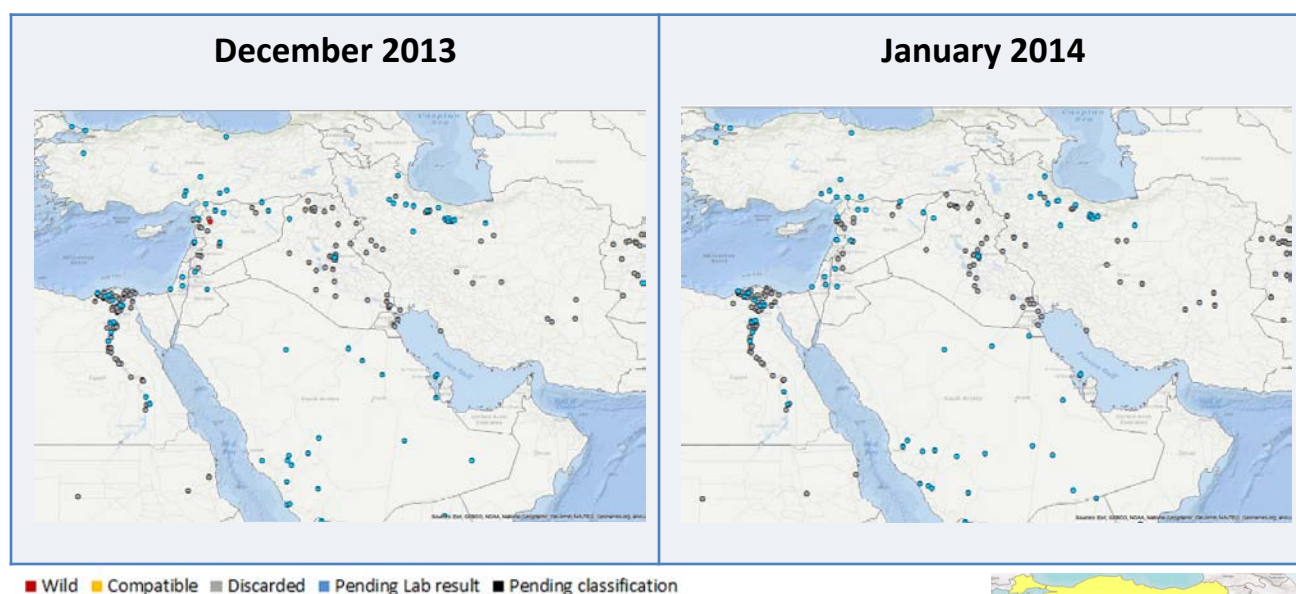
as of 27 January 2014



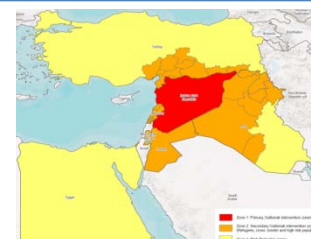
■ Wild ■ Compatible ■ Discarded ■ Pending Lab result ■ Pending classification

AFP cases by classification, previous 8 months

as of 27 January 2014



Classification of AFP cases by intervention zone, 2013-2014 as of 27 January 2014



Classification of AFP cases by intervention zone, 2013 cases (as of week 05-2014)

Zones	Country	AFP case classification					Total AFP cases	Annualized (week 52)	
		Wild	Compatible	Discarded	Pending final classification	Pending lab result		NP AFP rate	NP AFP cases (expected nb)
1	SYR	23	4	113		22	162	1.4	195
2	JOR			22		12	34	1.4	48
	LEB			8		25	33	3.0	22
2 3	IRQ			417		27	444	3.1	288
	TUR			189	5	40	234	1.1	430
3	WBG			33		5	38	2.2	34
	EGY			989		18	1007	3.1	645
	Total	23	4	1771	5	149	1952	2.3	1662

Classification of AFP cases by intervention zone, 2014 cases (as of week 05-2014)

Zones	Country	AFP case classification					Total AFP cases	Annualized (week 05)	
		Wild	Compatible	Discarded	Pending final classification	Pending lab result		NP AFP rate	NP AFP cases (expected nb)
1	SYR			1		4	5	0.5	19
2	JOR						0	0.0	5
	LEB						0	0.0	2
2 3	IRQ			4		11	15	1.1	28
	TUR					13	13	0.6	41
3	WBG					2	2	1.2	3
	EGY			3		61	64	2.1	62
	Total	0	0	8	0	91	99	1.2	160

Outbreak Response

Supplementary Immunization Activities As of 03 February 2014

Country / Territory	Total SIAs completed in 2013			Total SIAs completed in 2014			2013 SIA activities												2014 SIA activities					
	NID	SNID	CHD	NID	SNID	CHD	Jan	Feb	Mar	Apr	May	Jun	Jul	Aug	Sep	Oct	Nov	Dec	Jan	Feb	Mar	Apr	May	Jun
Egypt	2	3						MOP 3-Feb tOPV	SNID 10-Mar mOPV1	SNID 13-Apr mOPV1							NID 17-Nov tOPV	NID 29-Dec tOPV			SNID Mar bOPV	SNID Apr bOPV		
Iraq	4	2		1					NID 31-Mar tOPV		NID 12-May tOPV				SNID 5-Sep tOPV	NID 27-Oct tOPV	SNID 2-Nov tOPV	NID 1/27-Dec tOPV	SNID 21-Jan bOPV		NID 14-Mar bOPV	NID Apr bOPV	SNID May bOPV	SNID Jun
Jordan	2	3							SNID 24-Mar tOPV	SNID 28-Apr tOPV		SNID 8-Jun tOPV					NID 2-Nov tOPV	NID 28-Dec tOPV			NID 2-Mar tOPV			
Lebanon	2	1							SNID 18-Mar tOPV								NID 8-Nov tOPV	NID 6-Dec tOPV			NID Feb & Mar bOPV	NID Apr tOPV		
Syria	2	1	2	1					CHD/SNID 9/23-Apr tOPV	CHD 7-May tOPV					NID 24-Oct tOPV			NID 8-Dec bOPV	NID 5-Jan bOPV		NID Feb bOPV	NID Mar bOPV	NID Apr bOPV	
Turkey		2															SNID 18-Nov tOPV	SNID 23-Dec tOPV		SNID 10-Feb tOPV				
West Bank and Gaza Strip	1			1														NID 8-Dec tOPV	NID 8-Jan tOPV					

SNID
NID / Child Health Days
Completed activity
Ongoing or Planned activities

SNIDs in Iraq and Turkey cover the following administrative areas:

- Iraq: Anbar, Dahuk, Erbil, Kirkuk, Najaf, Ninewa, Salah Al-Din, Sulaymaniyah
- Turkey: Adana, Adiyaman, Gaziantep, Hatay, K. Maras, Kilis, Malatya, Mardin, Osmaniye, Sanli Urfa, Sirnak