

Situation Update

As of 10 March 2014:

The total number of laboratory confirmed wild poliovirus type 1 cases (WPV1) reported by the government of the Syrian Arab Republic is 25. There is advance notification of an additional WPV1 case from Salameyeh district, Hama province in a 30-months old, unvaccinated child who had onset of paralysis on 21 January 2014.

The March round of outbreak response supplementary immunization activities (SIAs) were completed in Syrian Arab Republic, Jordan, Iraq, and Egypt. SIAs in Lebanon will be completed this week. Coverage information and the number of children vaccinated for these campaigns is currently being processed.

New cases – Summary:

Advance notification this week:

One

Location / Date of onset:

Salameyeh, Hama/ 21-Jan-14

Outbreak – Summary:

Total number of cases-2013:

25 (in Syria)+ 1 advance notification

Most recent case:

Edleb, Mara /
17-Dec-13

Index case:

Aleppo, Fardous /
14-Jul-13

Duration of outbreak:

29 weeks

Extent of outbreak:

5 governorates / 10 districts (in Syria)

SIA – Summary:

Number of SIAs since Index case:

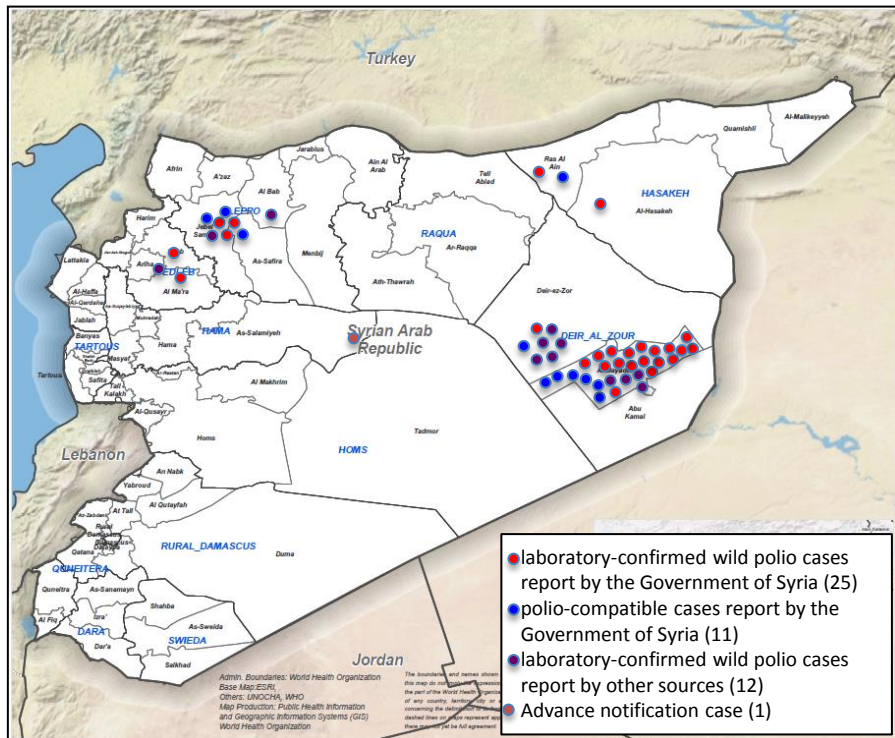
5 (5 NIDs)

Number of SIAs since last case*:

2 (2 NIDs)

*Includes SIAs within 10 days prior to onset.

Syrian Arab Republic: Wild poliovirus and Compatible cases



Note that cases are plotted randomly within the boundaries of districts.

Summary information

as of 10 March 2014

AFP case information: 2013

	Syria						Egypt		Iraq		Jordan		Lebanon		West Bank and Gaza Strip		Turkey	
	WPV cases		Compatible cases		NP AFP cases		NP AFP cases		NP AFP cases		NP AFP cases		NP AFP cases		NP AFP cases		NP AFP cases	
Age	Nb	%	Nb	%	Nb	%	Nb	%	Nb	%	Nb	%	Nb	%	Nb	%	Nb	%
0-5 months	2	8%	0	0%	4	3%	27	3%	19	4%	3	9%	1	3%	0	0%	8	3%
6-23 months	17	71%	10	91%	29	22%	377	37%	116	26%	5	14%	4	12%	11	29%	21	9%
24-59 months	3	13%	1	9%	39	30%	351	35%	177	40%	16	46%	16	48%	12	32%	79	34%
60-119 months	2	15%	0	0%	37	29%	190	19%	96	22%	6	17%	8	24%	6	16%	59	25%
120-179 months	0	0%	0	0%	16	12%	62	6%	36	8%	4	11%	4	12%	9	24%	65	28%
180+ months	0	0%	0	0%	4	3%	0	0%	0	0%	1	3%	0	0%	0	0%	2	1%
TOTAL	24		11		129		1007		444		35		33		38		234	
Vaccination status																		
0 Dose	13	54%	9	82%	6	5%	0	0%	5	1%	1	3%	2	6%	0	0%	19	8%
1-2 Doses	9	38%	1	9%	14	11%	17	2%	25	6%	0	0%	2	6%	0	0%	73	31%
3 Doses	2	8%	0	0%	9	7%	13	1%	42	9%	1	3%	5	15%	0	0%	11	5%
4+ Doses	0	0%	0	0%	94	73%	970	96%	347	78%	24	69%	19	58%	37	97%	131	56%
Unknown	0	0%	1	9%	6	5%	7	1%	25	6%	9	26%	5	15%	1	3%	0	0%
TOTAL	24		11		129		1007		444		35		33		38		234	
Gender																		
M	15	63%	5	50%	70	54%	578	57%	261	59%	22	63%	28	85%	15	39%	139	59%
F	9	38%	6	50%	59	46%	429	43%	183	41%	13	37%	5	15%	23	61%	95	41%
TOTAL	24		11		129		1007		444		35		33		38		234	

AFP case information: 2014

	Syria						Egypt		Iraq		Jordan		Lebanon		West Bank and Gaza Strip		Turkey	
	WPV cases		Compatible cases		NP AFP cases		NP AFP cases		NP AFP cases		NP AFP cases		NP AFP cases		NP AFP cases		NP AFP cases	
Age	Nb	%	Nb	%	Nb	%	Nb	%	Nb	%	Nb	%	Nb	%	Nb	%	Nb	%
0-5 months	0	0%	0	0%	2	5%	9	5%	3	5%	0	0%	0	0%	0	0%	22	54%
6-23 months	0	0%	0	0%	7	18%	64	34%	14	22%	0	0%	1	25%	0	0%	19	46%
24-59 months	0	0%	0	0%	14	37%	68	36%	25	40%	3	60%	1	25%	2	33%	0	0%
60-119 months	0	0%	0	0%	11	29%	37	20%	17	27%	1	20%	0	0%	2	33%	0	0%
120-179 months	0	0%	0	0%	4	11%	9	5%	4	6%	1	20%	2	50%	2	33%	0	0%
180+ months	0	0%	0	0%	0	0%	1	1%	0	0%	0	0%	0	0%	0	0%	0	0%
TOTAL	0		0		38		188		63		5		4		6		41	
Vaccination status																		
0 Dose	0	0%	0	0%	4	11%	0	0%	2	3%	0	0%	0	0%	0	0%	3	7%
1-2 Doses	0	0%	0	0%	6	16%	2	1%	6	10%	1	20%	1	25%	0	0%	16	39%
3 Doses	0	0%	0	0%	1	3%	0	0%	4	6%	0	0%	0	0%	0	0%	0	0%
4+ Doses	0	0%	0	0%	25	66%	180	96%	48	76%	1	20%	2	50%	8	100%	22	54%
Unknown	0	0%	0	0%	2	5%	6	3%	3	5%	3	60%	1	25%	0	0%	0	0%
TOTAL	0		0		38		188		63		5		4		8		41	
Gender																		
M	0	0%	0	0%	20	53%	104	55%	36	57%	3	60%	1	25%	5	63%	20	49%
F	0	0%	0	0%	18	47%	84	45%	27	43%	2	40%	3	75%	3	38%	21	51%
TOTAL	0		0		38		188		63		5		4		8		41	

Polio surveillance indicators are as of 10 March Feb-2014 for EGY, IRQ, JOR, LEB, SYR and WBG and 10 March -2014 for TUR

NB: vaccination status includes IPV for Turkey

Surveillance indicators, 2010 – 2014

Country / Territory	Year	AFP cases reported	Non-polio AFP rate	AFP cases with adequate specimens (%)
Egypt	2010	1151	4.5	95
	2011	1023	4.0	93
	2012	1022	3.9	92
	2013	1007	3.0	92
	2014	188	3.0	85
Iraq	2010	489	4.0	87
	2011	530	4.3	89
	2012	467	3.8	90
	2013	444	3.1	84
	2014	63	2.3	97
Jordan	2010	40	1.8	95
	2011	30	1.4	97
	2012	34	1.5	85
	2013	35	1.4	91
	2014	5	1.1	100
Lebanon	2010	19	1.7	47
	2011	22	2.0	45
	2012	24	2.2	50
	2013	33	3.3	45
	2014	4	2.1	100
Syrian Arab Republic	2010	194	2.6	95
	2011	168	2.3	93
	2012	109	1.4	84
	2013	164	1.7	70
	2014	38	2.5	90
Turkey	2010	215	1.1	74
	2011	196	1.0	81
	2012	172	0.9	81
	2013	234	1.0	75
	2014	41	1.0	83
West Bank and Gaza Strip	2010	15	0.9	100
	2011	17	1.1	100
	2012	21	1.3	95
	2013	38	2.2	95
	2014	8	2.5	100

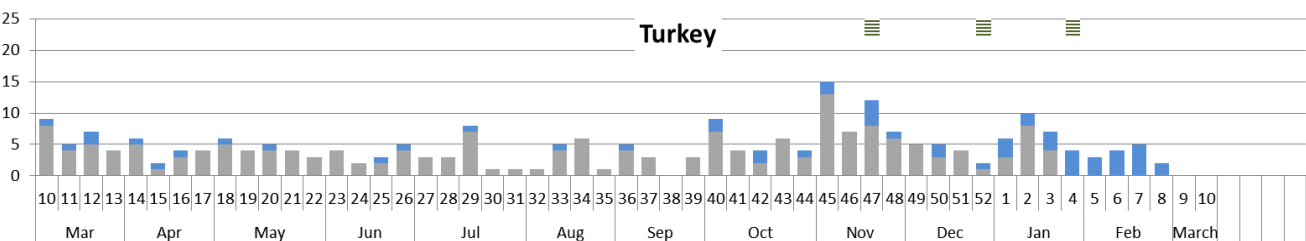
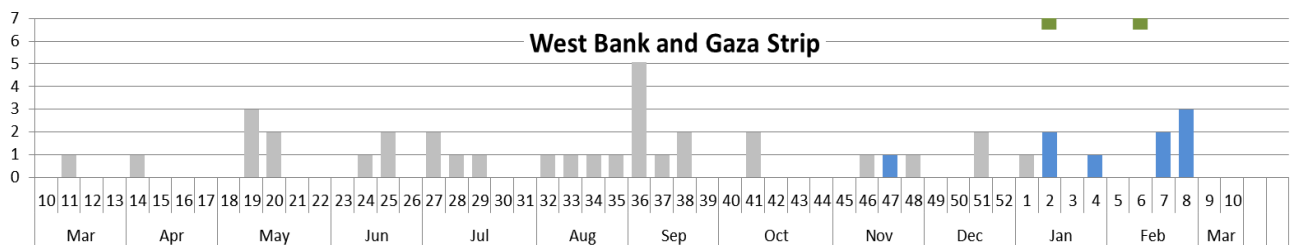
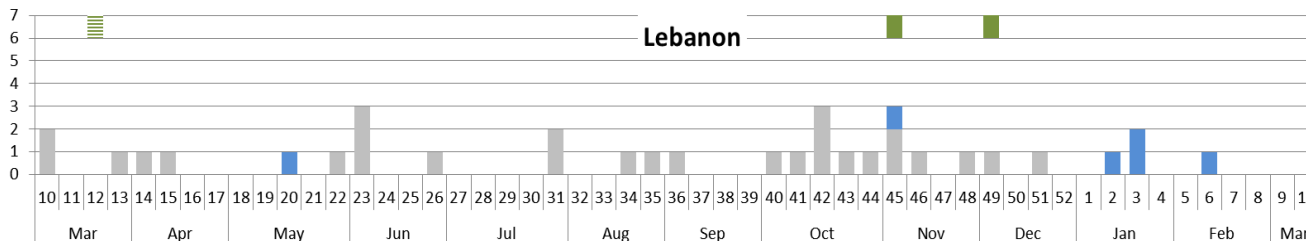
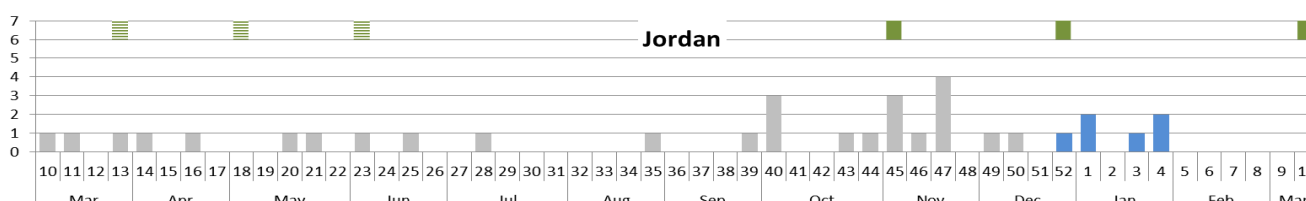
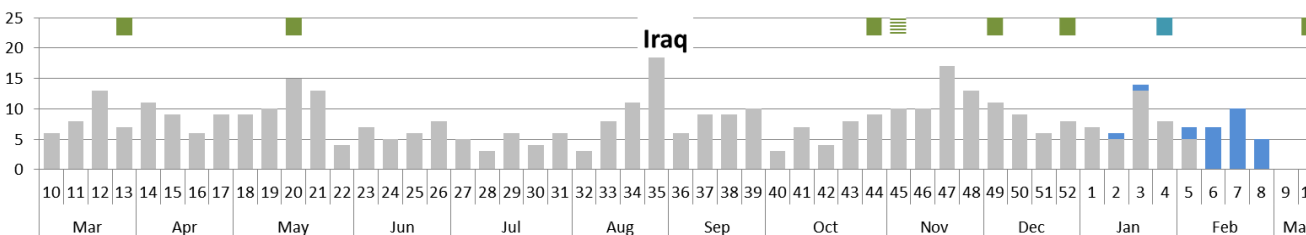
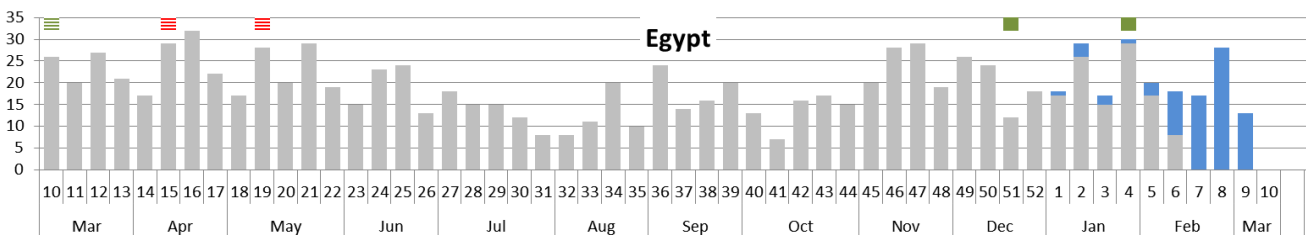
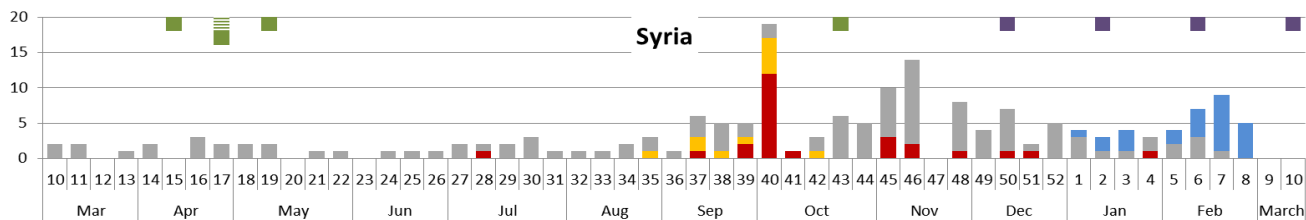
Targets:

NP AFP rate: $\geq 2/100,000$ pop < 15 years of age

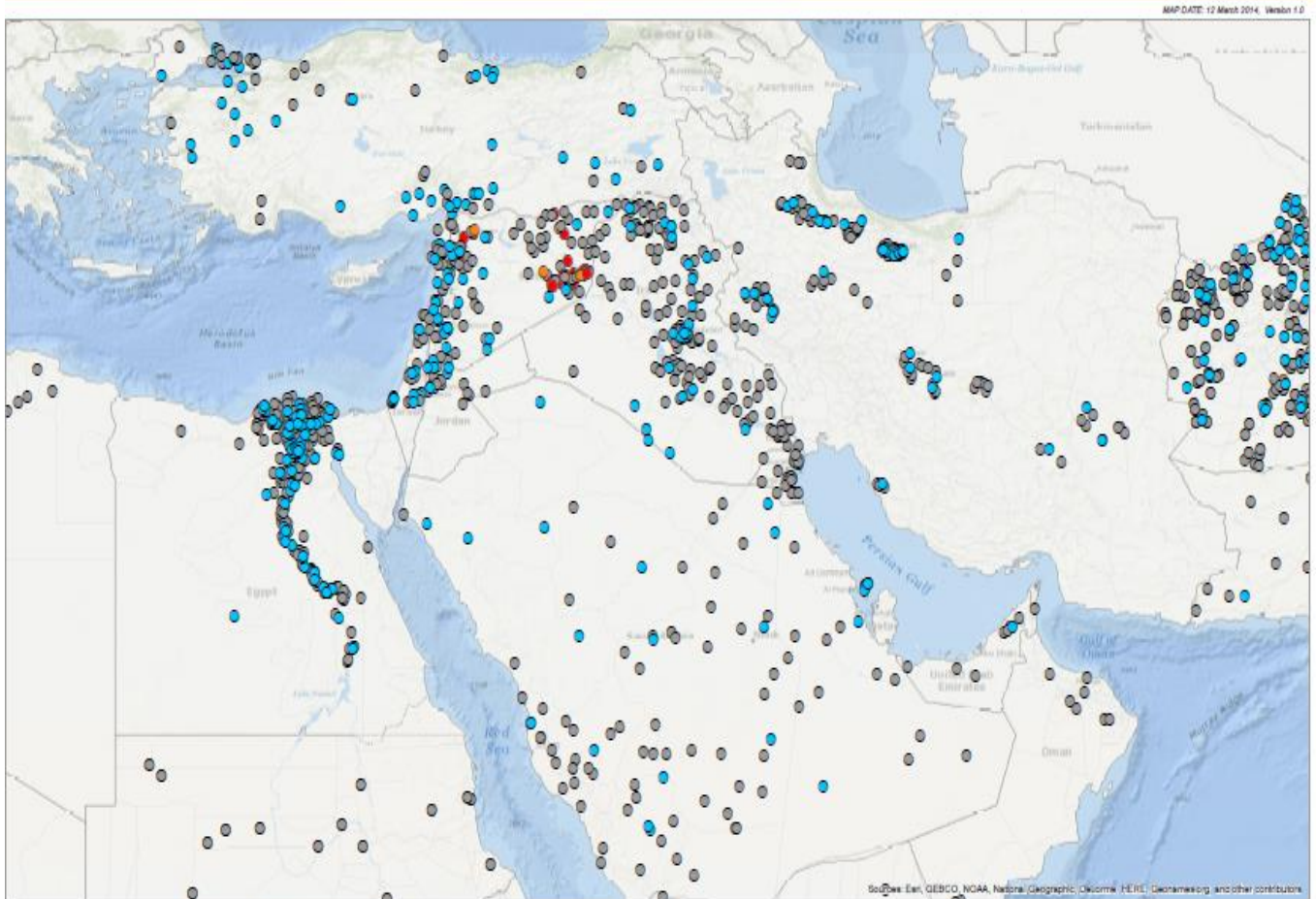
Stool adequacy: $\geq 80\%$ stool samples

Epidemiological curves

as of 10 March 2014



Distribution of AFP cases by classification, September 2013 – February 2014



Map Scale (A3): 1:12,000,000
 1 cm = 120 km
 Coordinate System: GCS WGS 1984
 Datum: WGS 1984
 Units: Degree

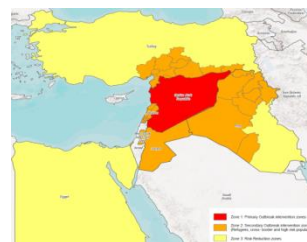


Data Sources:
 Admin. Boundaries: World Health Organization
 Base Map: ESRI
 Map Production: Public Health Information
 and Geographic Information Systems (PHIGIS)
 World Health Organization

- DISCARDED CASES
- COMPATIBLE CASES
- WILD POLIO CASES
- PENDING RESULTS

The boundaries and names shown and the designations used on this map do not imply the expression of any opinion whatsoever on the part of the World Health Organization concerning the legal status of any country, territory, city or area or of its authorities, or concerning the delimitation of its frontiers or boundaries. Dotted and dashed lines on maps represent approximate border lines for which there may not yet be full agreement.

Classification of AFP cases by intervention zone, 2013-2014 as of 10 March 2014



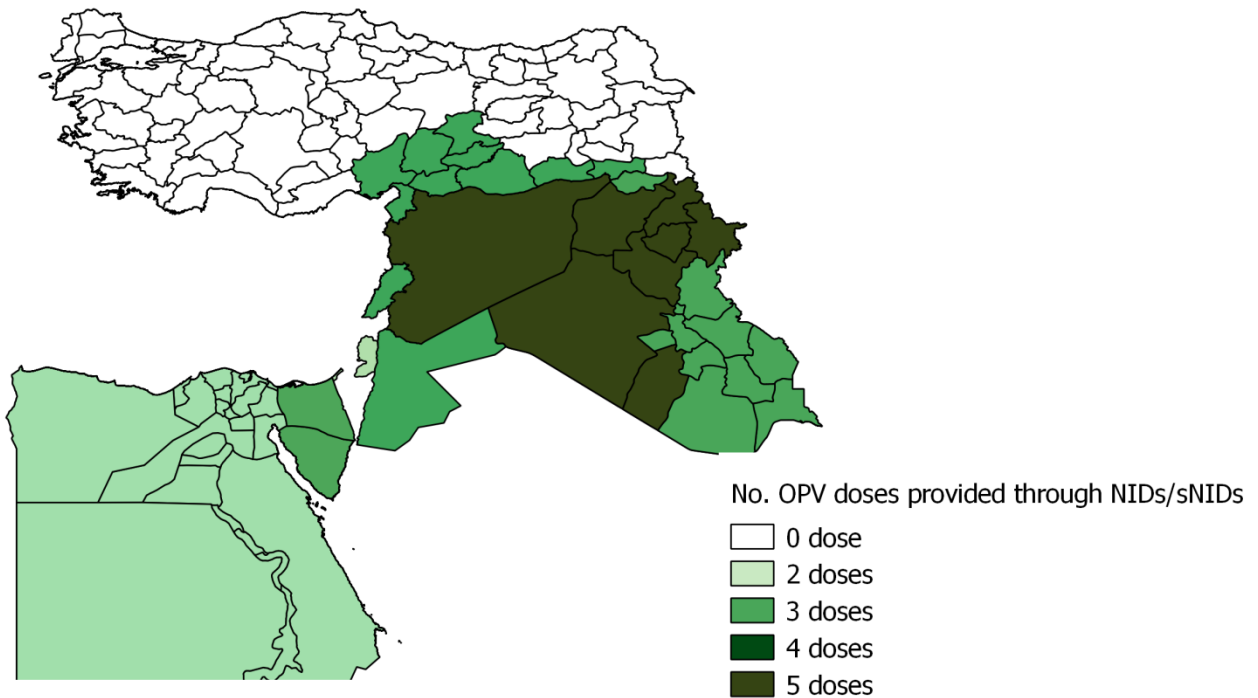
Classification of AFP cases by intervention zone, 2013 cases (as of week 10-2014)

Zones	Country	AFP case classification-2013					Total AFP cases	Annualized (week 52)	
		Wild	Compatible	Discarded	Pending final classification	Pending lab result		NP AFP rate	NP AFP cases (expected nb)
1	SYR	25	11	126	3	0	165	1.7	195
2	JOR	0	0	34	1	0	35	1.4	48
	LEB	0	0	31	2	0	33	3.3	22
2 3	IRQ	0	0	444	0	0	444	3.1	288
	TUR	0	0	200	35	0	235	1.2	430
3	WBG	0	0	37	1	0	38	2.2	34
	EGY	0	0	1007	0	0	1007	3.0	645
	Total	25	11	1879	42	0	1957	2.3	1662

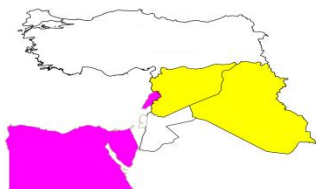
Classification of AFP cases by intervention zone, 2014 cases (as of week 10-2014)

Zones	Country	AFP case classification-2014					Total AFP cases	Annualized (week 10)	
		Wild	Compatible	Discarded	Pending lab result	Pending final classification		NP AFP rate	NP AFP cases (expected nb)
1	SYR	0	0	12	26	0	38	2.5	31
2	JOR	0	0	0	5	0	5	1.1	9
	LEB	0	0	0	4	0	4	2.1	4
2 3	IRQ	0	0	37	26	0	63	2.3	54
	TUR	0	0	15	26	0	41	1.0	81
3	WBG	0	0	0	8	0	8	2.5	125
	EGY	0	0	109	79	0	188	3.0	6
	Total	0	0	173	174	0	347	2.2	311

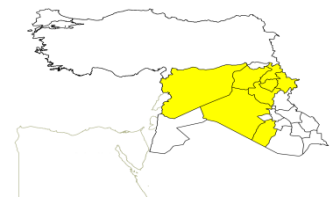
Implemented Supplementary Immunization Activities (SIAs), October 2013 – March 2014



Planned Supplementary Immunization Activities (SIAs), April– May 2014



Syria: 6 April
 Iraq: 6 April
 Lebanon: April, dates tbc
 Egypt: 6 April



Syria: 4 May
 Iraq: May, dates tbc

Yellow: SIA using bOPV
 Magenta: SIA using tOPV

Outbreak Response

Supplementary Immunization Activities

As of 10 March 2014

Country / Territory	Total SIAs completed from Oct to Dec 2013		Total SIAs completed in 2014		2013 SIA activities					2014 SIA activities					
	NID	SNID	NID	SNID	Oct	Nov	Dec	Jan	Feb	Mar	Apr	May	Jun		
Egypt	2			1		NID 17-Nov tOPV	NID 29-Dec tOPV			SNID 2-Mar tOPV	NID 6-Apr tOPV				
Iraq	2	1	1	2	NID 21-Oct tOPV	SNID 2-Nov tOPV	NID 1-Dec tOPV	SNID 5-Jan tOPV	SNID 04-Feb tOPV	NID 2-Mar tOPV	NID 6-Apr bOPV	SNID May	SNID Jun		
Jordan	2		1			NID 2-Nov tOPV	NID 28-Dec tOPV			NID 2-Mar tOPV					
Lebanon	2		1			NID 8-Nov tOPV	NID 6-Dec tOPV			NID 9-Mar tOPV	NID 14-Apr tOPV				
Syria	2		3		NID 24Oct-21 Nov tOPV		NID 8-Dec bOPV	NID 5-Jan bOPV	NID 2-Feb bOPV	NID 2-Mar bOPV	NID 6-Apr bOPV	NID 4-May bOPV			
Turkey		2		1		SNID 18-Nov tOPV	SNID 23-Dec tOPV		SNID 10-Feb tOPV						
West Bank and Gaza Strip	1		1				NID 8-Dec tOPV	NID 12-Jan tOPV							

Completed activity

Ongoing or Planned activities

SNIDs in Iraq and Turkey cover the following administrative areas:

Iraq:

Anbar, Dahuk, Erbil, Kirkuk, Najaf, Ninewa, Salah Al-Din, Sulaymaniyah

Turkey:

Adana, Adiyaman, Gaziantep, Hatay, K. Maras, Kilis, Malatya, Mardin, Osmaniye, Sanli Urfa, Sirtnak