



**World Health
Organization**

**Weekly
AFP Surveillance Update
Pakistan**

Week 52 (*Ended on 29th Dec, 2018*)

National Surveillance Cell

World Health Organization Country Office,
Chak Shahzad, Park Road,
Islamabad, Pakistan

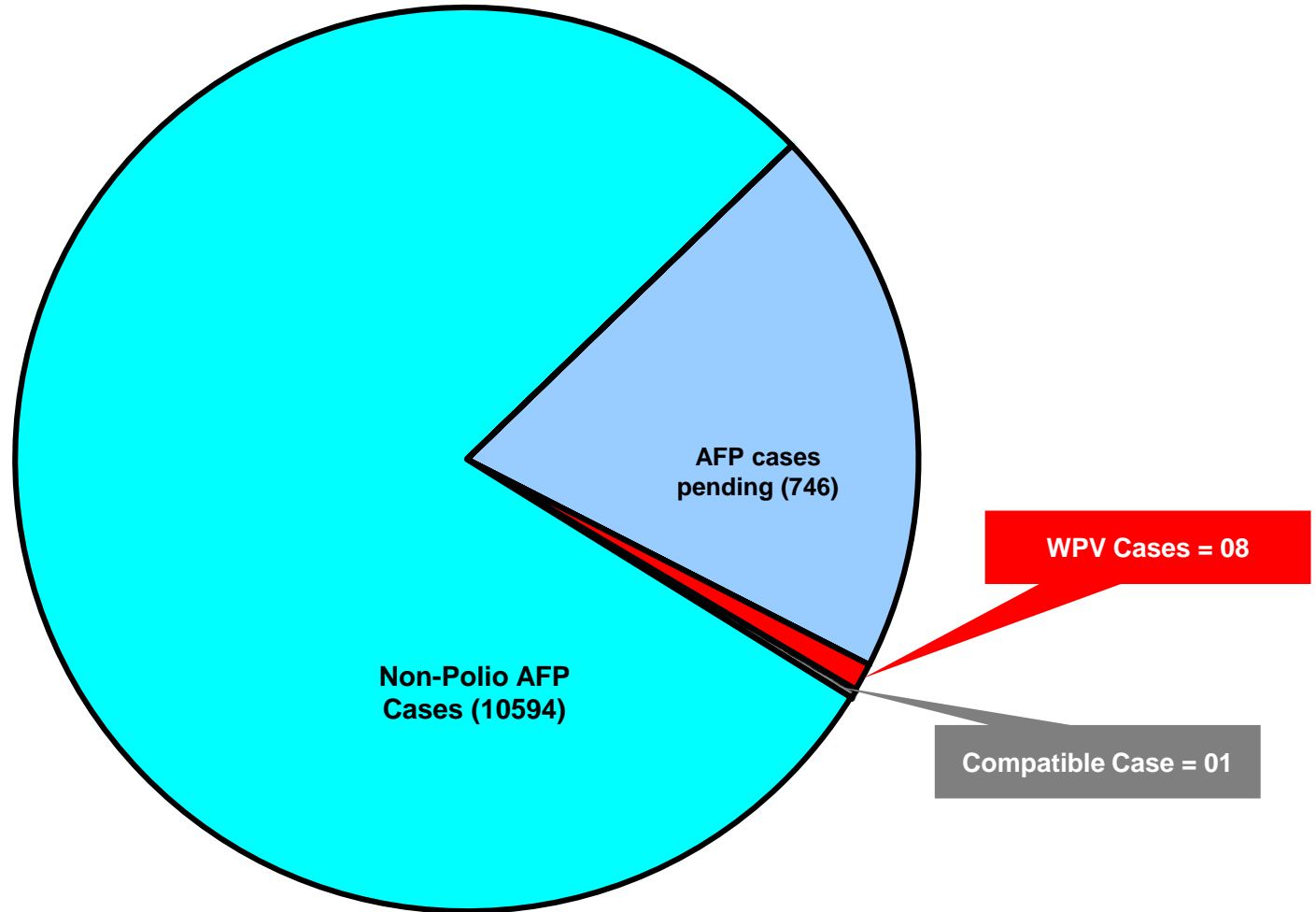
Tel: +92-51 9255123 / 9255282 /9255184

AFP Surveillance



<http://www.emro.who.int/pak/information-resources>

AFP Case Profile, 2018*



Total AFP Cases Reported = 11349

^ 297 Inadequate cases not due for FUP

^449 AFP Cases pending in Lab

^131 AFP Cases pending for classification by ERC

Table 1.1: List of Confirmed Polio Cases, Pakistan 2018*

S.NO.	PROVINCE/ REGION	DISTRICT	TEHSIL	EPID NO.	SEX	AGE (m)	DATE ONSET OF PARALYSIS	NO. OPV DOSES (based on parents recall)		FEVER	Asymmetric Paralysis	Rapid Progression	REFUSAL	WPV TYPE	GENETICS
								Routine	SIA's						Cluster
01	BALUCHISTAN	DUKI	DUKI	BN/65/18/003	M	38	08-Mar-18	0	7+	Y	Y	Y	N	NSL1	R4B5C4
02	BALUCHISTAN	DUKI	DUKI	BN/65/18/005	F	18	15-Apr-18	0	7	Y	Y	Y	N	NSL1	R4B5C4D
03	BALUCHISTAN	DUKI	DUKI	BN/65/18/007	M	18	18-May-18	0	3	Y	Y	Y	N	NSL1	R4B5C4D
04	KPAKHTUNKHW	CHARASADA	CHARASADA	KP/31/18/100	M	19	1-Aug-18	3	7+	Y	Y	Y	N	NSL1	R4B5C5B2
05	SINDH	KHIGADAP	GADAP	SD/63/18/041	F	42	22-Sep-18	3	7+	Y	Y	Y	N	NSL1	R4B5C4D
06	KPTD	KHYBER	LANDI KOTAL	TD/34/18/104	F	55	25-Sep-18	0	7	N	Y	Y	N	NSL1	R4B5C5B2
07	KPTD	BAJOUR	WARA MAMOUND	TD/33/18/085	M	84	24-Sep-18	3	7+	Y	N	Y	N	NSL1	R4B5C4D
08	KPTD	BAJOUR	LEO MAMOUND	TD/33/18/094	F	66	07-Oct-18	3	7+	Y	Y	Y	N	NSL1	R4B5C4D

* Afp.rec Data as of 31-12-2018

Table 3: Urgent/ITD Pending Cases

S. #	Basic information							OPV/IPV doses				Urgent		Prov Diagnosis	Lab update			Remarks			
	District	Tier	Tehsil	Union council	Epid number	Date of Onset	Age (VI)	Sex	Date of 1st stool	Stool Adeq	RI	SAs	Last 6 SAs		Last dose	IPV	Field		NSC	Lab No.	Days Inoc
Isolates pending for ITSD																					
1	KOHISTAN *	4	KOLAY PALAS	BITIARI	KP/13/18/033-C1		M		-	-	-			N	N	-	-	15486	11	L20B+	
2	BAHAWALPUR *	4	AHMEDPUR EAST	URBAN-D	PB/71/18/138	05-Dec-18	13	F	10-Dec-18	Y	3	7+	6	13-Nov-18	N	N	N	15403	17	L20B+	HEMIPLEGIA
3	SIALKOT *	4	SAMBRIAL	JATHEKAY	PB/25/18/135	09-Dec-18	20	M	12-Dec-18	Y	3	7+	6	25-Sep-18	Y	N	N	15384	12	L20B+	CVA
4	KHISITE *	2	SITE	PAK COLONY-1	SD/78/18/028	06-Dec-18	27	M	14-Dec-18	Y	3	7+	6	13-Nov-18	N	N	N	15470	11	L20B+	UNNOTICED TRAUMA
Reported urgent (by field / NSC criteria)																					
5	PISHIN	1	PISHIN	CADET COLLEGE	BN/12/18/041	10-Dec-18	12	F	14-Dec-18	Y	0	4	4	12-Nov-18	N	N	Y	15500	12	UP	GBS
6	BOLAN	4	DHADAR	GHAZI	BN/42/18/010	04-Dec-18	1	F	11-Dec-18	Y	0	0	0		N	N	Y	15342	14	UP	MONOPLEGIA
7	KOHISTAN *	4	KOLAY PALAS	BITIARI	KP/13/18/033	05-Dec-18	96	F	09-Dec-18	Y	0	7+			N	N	N	15364	4	UP	Index case of C-1

* New addition § New results #Data not available † NSC Criteria = Fever, Rapid Progress, Age < 48 months and OPV Doses < 7 UP = Under process
 Urgent (Field/NSC) / inadequate specimens / Age 12-35 months / Zero OPV dose ‡ Pending for genomic sequencing

Point in time comparison of Polio Cases by Province/Region 2017 - 2018*

Region/ Province	No. of polio cases		No. of infected districts/towns		Most recent polio case
	2017	2018	2017	2018	
Balochistan	3	3	2	1	18-May-18
Sindh	2	1	2	1	22-Sept-18
Khyber Pakhtunkhwa	1	1	1	1	1-Aug-18
KP-TD	0	3	0	2	7-Oct-18
G-Baltistan	1	0	1	0	13-Feb-17
Punjab	1	0	1	0	28-Jan-17
Pakistan	8	8	7	5	7-Oct-18

Twenty four additional districts / towns declared infected based on environmental samples in 2018

* Afp.rec Data as of 31-12-2018

Table 2: LAB Update 2018*

Month of Onset	AFP Cases	No virus isolated	Cases Under Process		Isolated Viruses from stools						
			Culture	ITD	Vaccine viruses		NPEV		Wild	Results within 14 days	
			n	n	n	n	n	%	n	%	n
January	1009	842	0	0	76	8	91	9%	0	1009	100%
February	893	714	0	0	74	8	105	12%	0	893	100%
March	968	767	0	0	28	3	172	18%	1	967	100%
April	983	735	0	0	31	3	217	22%	1	983	100%
May	993	721	0	0	30	3	241	24%	1	992	100%
June	782	583	0	0	18	2	181	23%	0	782	100%
July	927	586	0	0	27	3	314	34%	0	927	100%
August	978	617	0	0	38	4	322	33%	1	977	100%
September	1020	669	2	0	62	6	287	28%	3	1018	100%
October	1028	777	15	0	19	2	228	22%	1	1024	100%
November	1095	839	396	0	74	7	159	15%	0	1072	98%
December	381	155	9	4	2	1	27	7%	0	184	48%
Pakistan	11057	8005	422	4	479	49	2344	21%	8	10828	98%

* Data as of Dec 31, 2018

Comparison of Environmental Sampling Results, 2017-18*

DISTRICT	2017					2018					Last
	TOTAL	WILD			TOTAL	WILD					
	n	GRAB n	BMFS n	TOTAL n %	n	GRAB n	BMFS n	TOTAL n %			
LAHORE	63	1		1 2%	56	9		9 16%	12-Nov-18		
MULTAN	36	1		1 3%	34			0 0%	9-Jan-17		
DGKHAN	36			0 0%	24	1	1	2 8%	12-Sep-18		
RAWALPINDI	26	6	2	8 31%	23	12	1	13 57%	10-Nov-18		
FAISALABAD	23			0 0%	23			0 0%	2-Jul-16		
SARGODHA	12			0 0%	11			0 0%			
BAHAWALPUR	12			0 0%	11			0 0%			
RAJANPUR					11			0 0%			
CDA	12	5		5 42%	11	7		7 64%	10-Nov-18		
KHIGIQBAL	26	5	1	6 23%	22	1		1 5%	13-Sep-18		
KHIGADAP	36	21		21 58%	35	12	1	13 37%	13-Nov-18		
KHIBALDIA	12	2		2 17%	12	2		2 17%	4-Sep-18		
KHILANDHI	12	7		7 58%	11	3		3 27%	30-Jul-18		
KHIKORANGI	12	1		1 8%	10			0 0%	16-Oct-17		
KHISITE	12	5		5 42%	12	2		2 17%	3-Sep-18		
KHISADDAR					11	1		1 9%	10-Sep-18		
KHILIAQAT					11	2		2 18%	7-Nov-18		
SUKKUR	32	1	1	2 6%	25	1	1	2 8%	9-Nov-18		
HYDERABAD	12			0 0%	12	1		1 8%	9-Feb-18		
JACOBABAD	15	3	1	4 27%	13	2	1	3 23%	12-Sep-18		
SANGHAR	12			0 0%	1			0 0%			
DADU	12			0 0%	11			0 0%			
KAMBAR	12	1		1 8%	11	3		3 27%	9-Jul-18		
PESHAWAR	27	6	2	8 30%	30	19	1	20 67%	24-Nov-18		
DIKHAN	23			0 0%	22			0 0%	16-Jul-16		
BANNU	12			0 0%	12	2	1	3 25%	27-Nov-18		
KOHAT	10			0 0%	12	5		5 42%	27-Sep-18		
CHARSADA	12			0 0%	11			0 0%			
MARDAN	12			0 0%	11	2		2 18%	15-Nov-18		
NOWSHERA	12			0 0%	11	2		2 18%	18-Oct-18		
KABDULAH	24	13		13 54%	23	7		7 30%	1-Dec-18		
QUETTA	49	11	1	12 24%	46	11		11 24%	28-Nov-18		
PISHIN	12	5		5 42%	12	1		1 8%	2-Dec-18		
KHUZDAR	12			0 0%	11			0 0%			
LORALAI	12	3		3 25%	10	2		2 20%	17-Aug-18		
ZHOB	12	1		1 8%	11			0 0%	18-Dec-17		
WAZIR-S					8	1		1 13%	26-Nov-18		
BAJOUR					8	5		5 63%	25-Oct-18		
KURRAM					1			0 0%			
PAKISTAN	654	98	8	106 16%	640	116	7	123 19%	2-Dec-18		

New Positive Samples

* Afp.rec Data as of 31-12-2018

WPV and cVDPV Cases by District in 2018

PROVINCE	DISTRICT	WPV Cases		cVDPV Cases	
		Onset of Last Case	Cases	Onset of Last Case	Cases
SINDH	KHIGADAP	22-Sep	1		
KPTD	KHYBER	25-Sep	1		
KPTD	BAJOUR	07-Oct	2		
KP	CHARSADA	1-Aug	1		
BALUCHISTAN	DUKKI	18-May	3		
PAKISTAN		07-Oct	8		

Map 2.1: Point in Time Comparison of Wild Polio virus, Compatible and cVDPV2 isolates

Infected districts/Towns/Agencies/Areas

On the basis of WPV isolation

- WPV cases = 07
- Sewage water = 15 (no WPV case)
- Total = 22

2017

Source

AFP Surveillance

- P1 = 08
- Compatible = 02
- cVDPV Cases = -
- cVDPV Env = -

Sewage water

- Grab = 98
- BMFS = 08

Infected districts/Towns/Agencies/Areas

On the basis of WPV isolation

- WPV cases = 05
- Sewage water = 24 (no WPV case)
- Total = 29

2018

Source

AFP Surveillance

- P1 = 08
- Compatible = 01
- cVDPV Cases = -
- cVDPV Env = -

Sewage water

- Grab = 116
- BMFS = 07

Disputed Territory

Disputed Territory

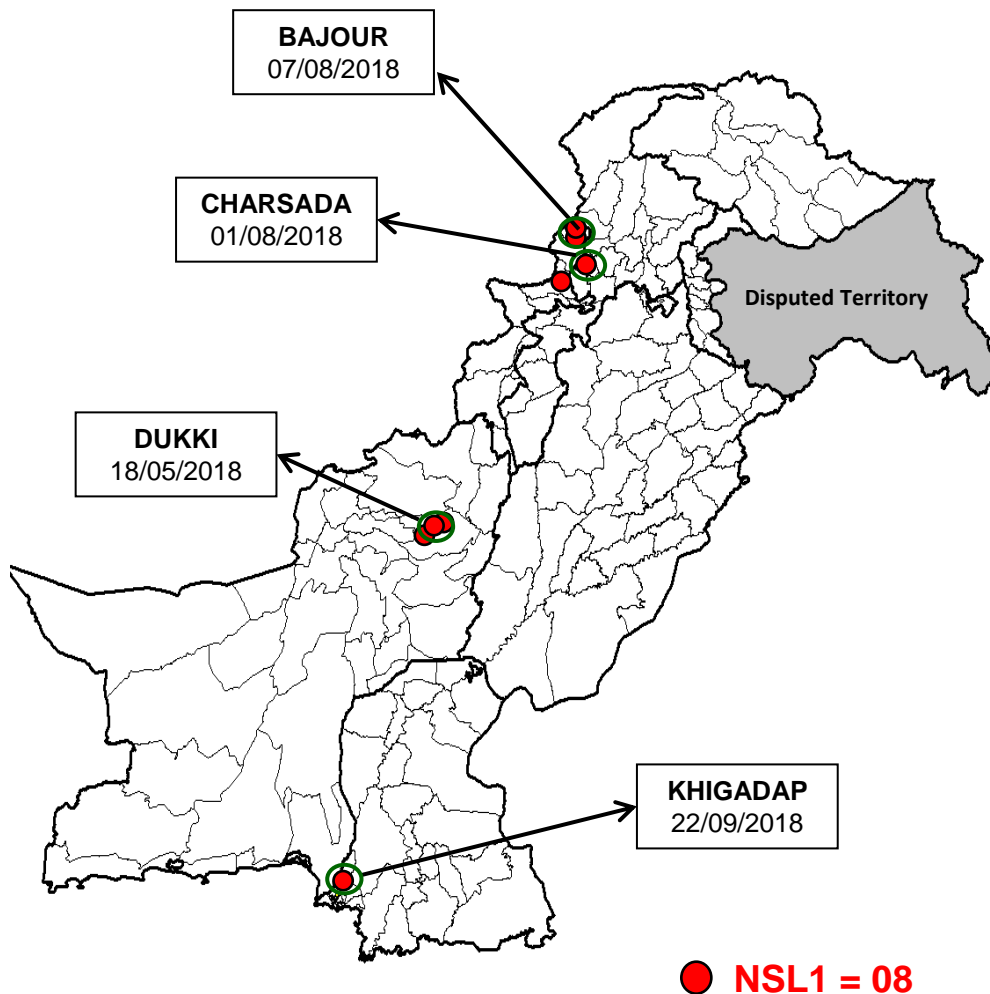
— Provincial Boundary
 — Districts Boundary

Cases randomly placed in districts

* Afp.rec Data as of 31-12-2018

Map1: Distribution of Wild Polio Cases Pakistan 2017-2018*

Districts/Towns with Wild Polio Cases = 05



Province/ Country	Date of Last Case		Number of cases 2017		Number of cases 2018	
	P1	P3	P1	P3	P1	P3
KP-TD	Oct, 2018	Apr, 2012	-	-	03	-
KHYBER-PAKHTUNKHWA	Aug, 2018	Oct, 2010	01	-	01	-
SINDH	Sep, 2018	Jan, 2010	02	-	01	-
BALUCHISTAN	May, 2018	Apr, 2010	03	-	03	-
PUNJAB	Jan, 2017	Jun, 2010	01	-	-	-
AJK	Jun, 2000	Jun, 2000	-	-	-	-
GILGIT-BALTISTAN	Feb, 2017	-	01	-	-	-
ISLAMABAD	Sep, 2008	Sep, 2008	-	-	-	-
PAKISTAN	Oct, 2018	Apr, 2012	08	-	08	-

○ District with last polio case in province

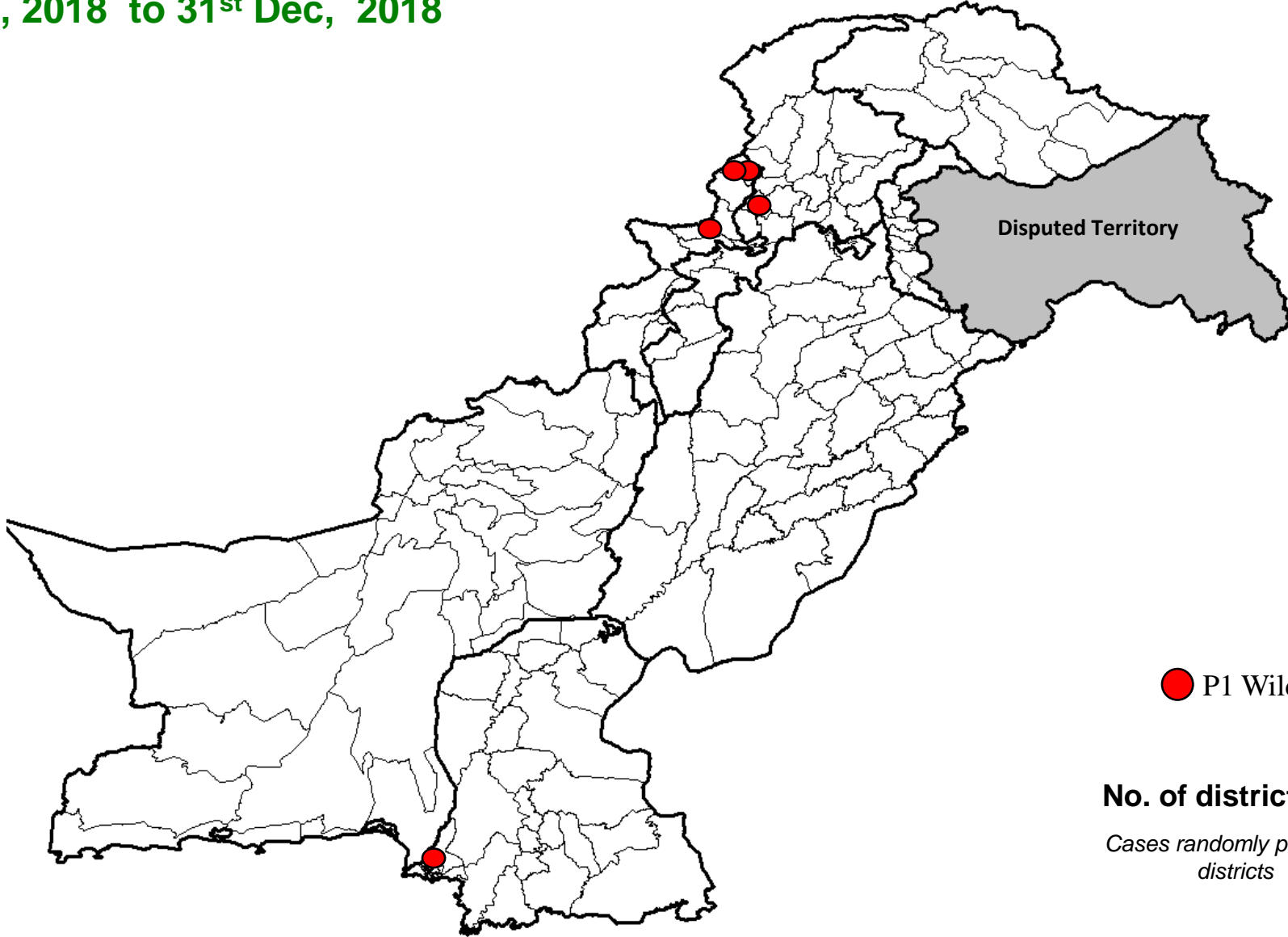
— Provincial Boundary
— Districts Boundary

Cases randomly placed in districts

* Afp.rec Data as of 31-12-2018

Map 3: Wild Polio cases in the last 6 months

1st Jul, 2018 to 31st Dec, 2018 *



● P1 Wild = 05

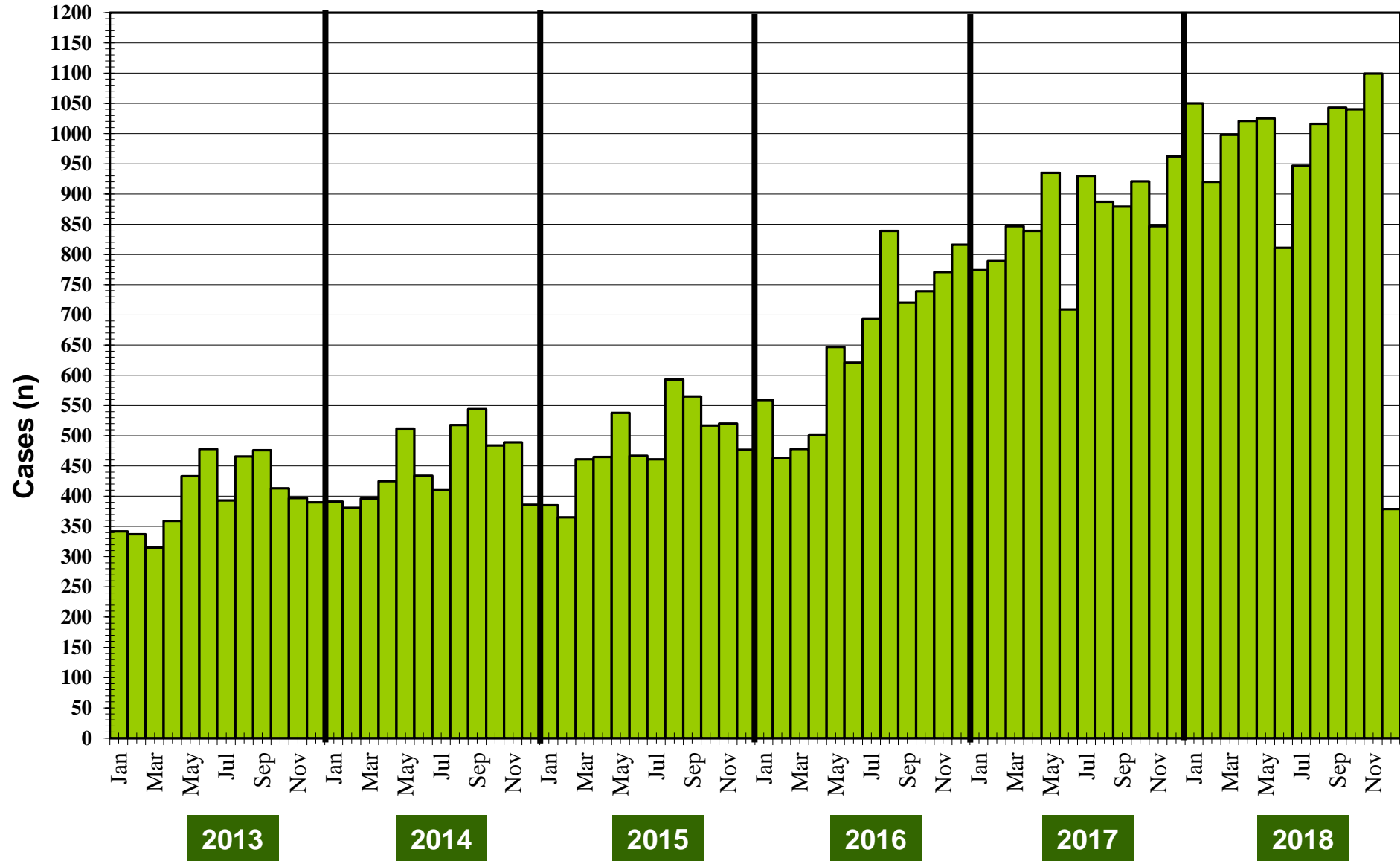
No. of districts = 04

Cases randomly placed in districts

— Provincial Boundary
— Districts Boundary

* Afp.rec Data as of 31-12-2018

Graph 1: Distribution of AFP Cases by Month, Pakistan 2013-2018*



* Afp.rec Data as of 31-12-2018

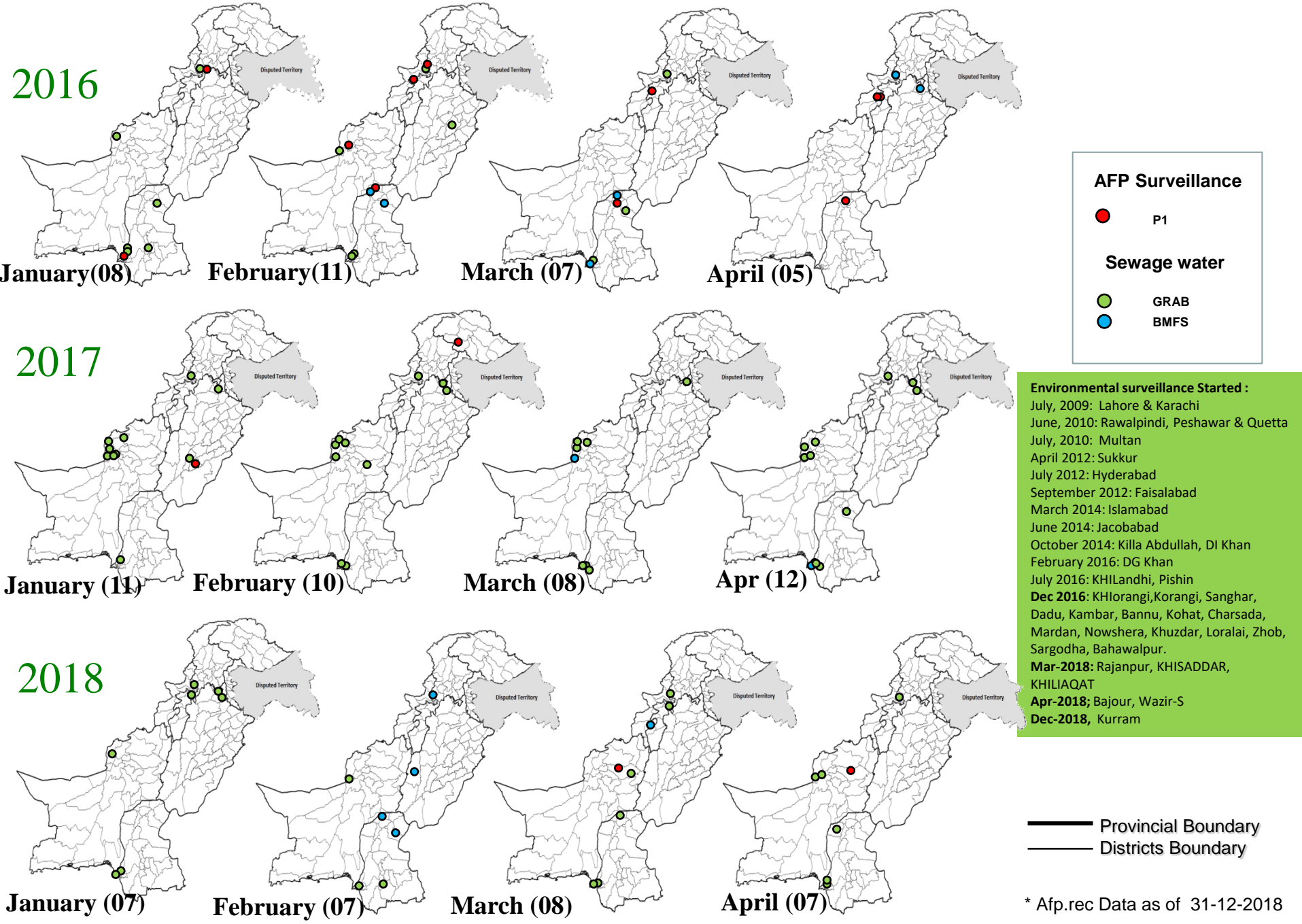
**Table 4: Distribution of AFP Cases By Week of Onset ^
Pakistan- 2018* [Week number / Ending on]**

PROVINCE	W 37 15 Sep 2018	W 38 22 Sep 2018	W 39 29 Sep 2018	W 40 06 Oct 2018	W 41 13 Oct 2018	W 42 20 Oct 2018	W 43 27 Oct 2018	W 44 03 Nov 2018	W 45 10 Nov 2018	W 46 17 Nov 2018	W 47 24 Nov 2018	W 48 01 Dec 2018	W 49 08 Dec 2018	W 50 15 Dec 2018	W 51 22 Dec 2018
PUNJAB	108	86	109	95	107	99	108	109	112	114	110	115	96	30	0
SINDH	50	62	61	29	46	61	42	46	44	44	50	55	50	28	0
KPAKHTUNKHWA	36	56	60	49	51	62	47	48	81	55	55	59	49	20	2
KPTD	8	10	13	11	23	17	11	15	22	14	11	6	16	2	0
BALOCHISTAN	10	11	17	13	11	16	6	6	13	15	10	6	20	5	0
AJK	4	8	4	5	3	7	5	8	4	5	3	7	3	2	0
GBALTISTAN	1	1	0	2	1	1	1	2	1	1	3	1	3	1	0
ISLAMABAD	6	4	5	3	6	3	6	3	3	2	5	2	4	4	0
PAKISTAN	223	238	269	207	248	266	226	237	280	250	247	251	241	92	2

* Afp.rec & Afplab.rec: Data as of 31-12-2018

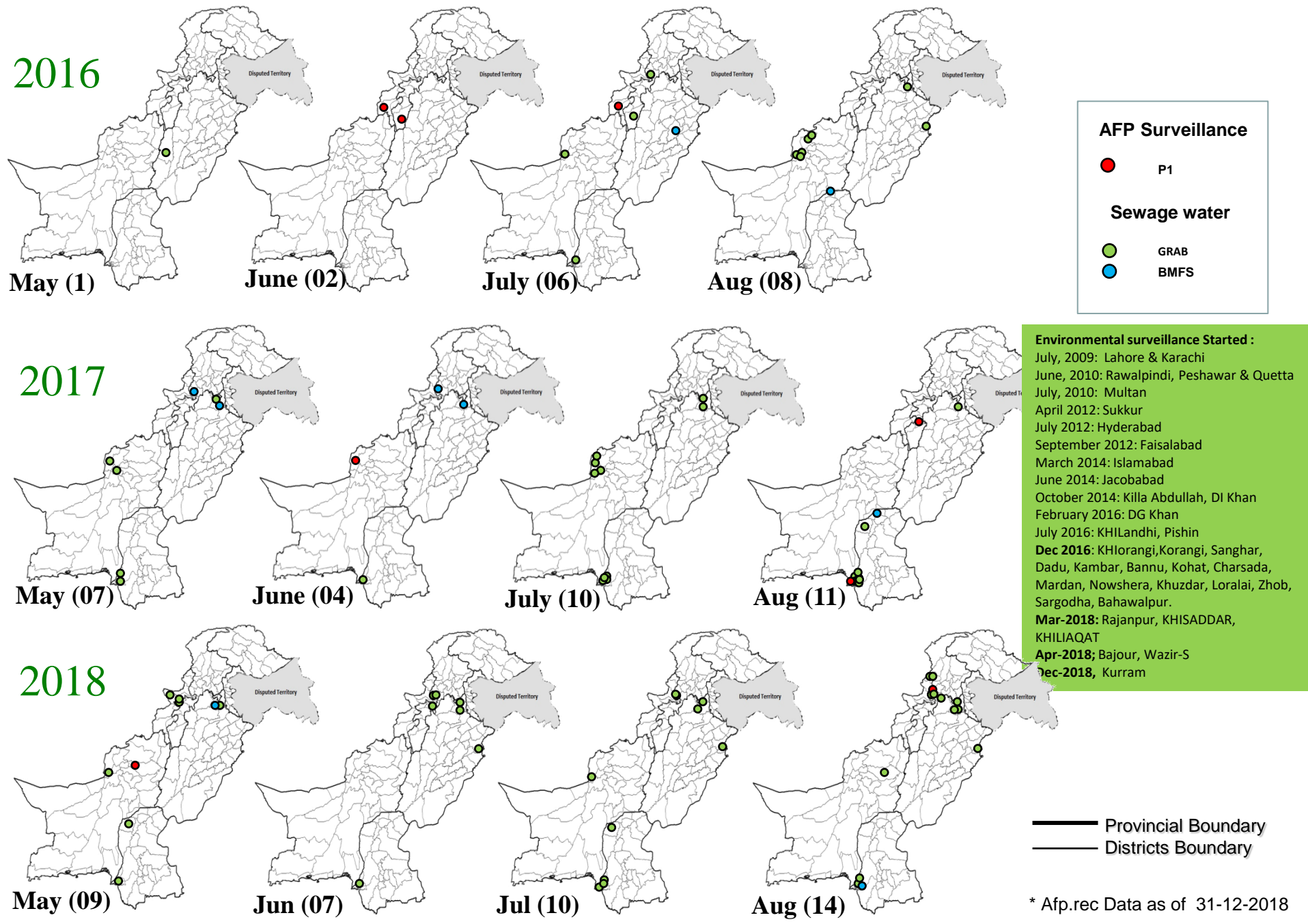
^ MMWR Epidemiological Weeks

Map 4: Monthly Comparison of Polio Cases/Isolates 2016-2018*



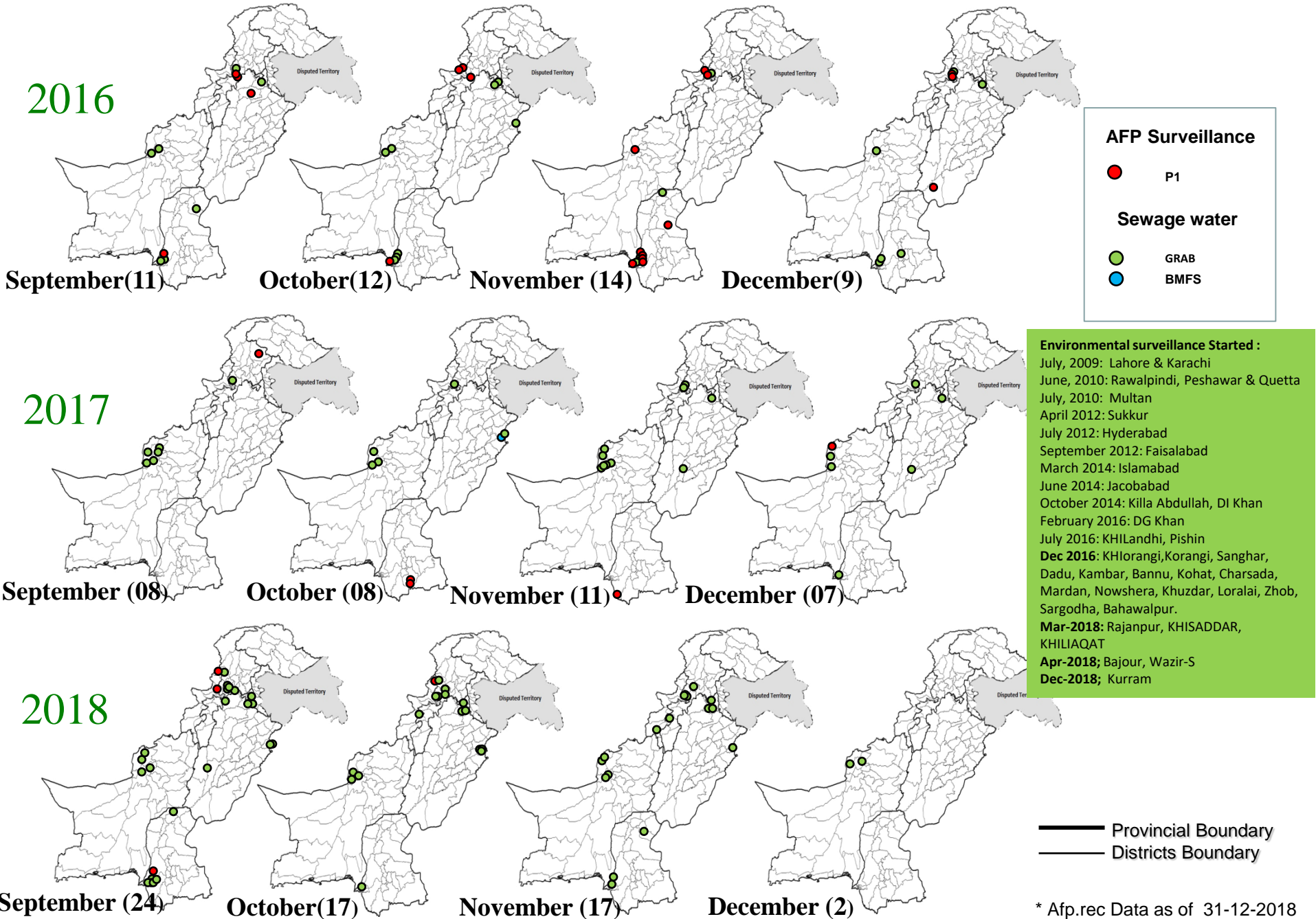
* Afp.rec Data as of 31-12-2018

Map 4.1: Monthly Comparison of Polio Cases/Isolates 2016-2018*



* Afp.rec Data as of 31-12-2018

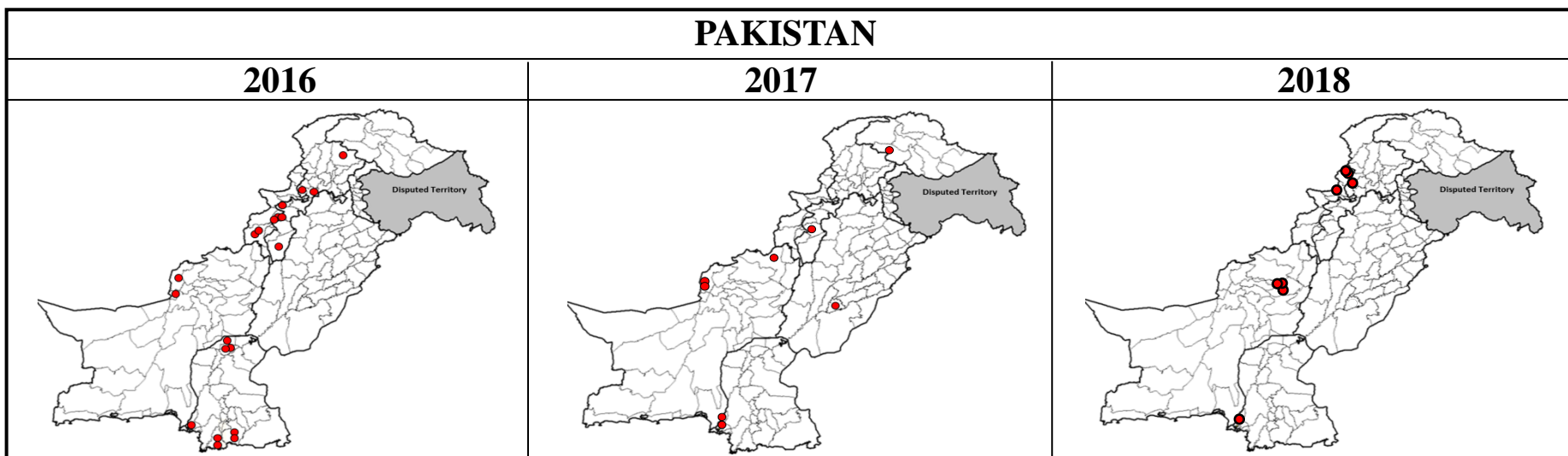
Map 4.2: Monthly Comparison of Polio Cases/Isolates 2016-2018*



* Afp.rec Data as of 31-12-2018

Table 5: Polio Eradication Update, Pakistan 2015-2018*

Province/Region	Polio 1			
	2015	2016	2017	2018
KP-TD	16	02	-	03
KP	17	08	01	01
SINDH	12	08	02	01
PUNJAB	02	-	01	-
BALUCHISTAN	07	02	03	03
AJK	-	-	-	-
Gilgit-Baltistan	-	-	01	-
ISLAMABAD	-	-	-	-
PAKISTAN	54	20	08	08

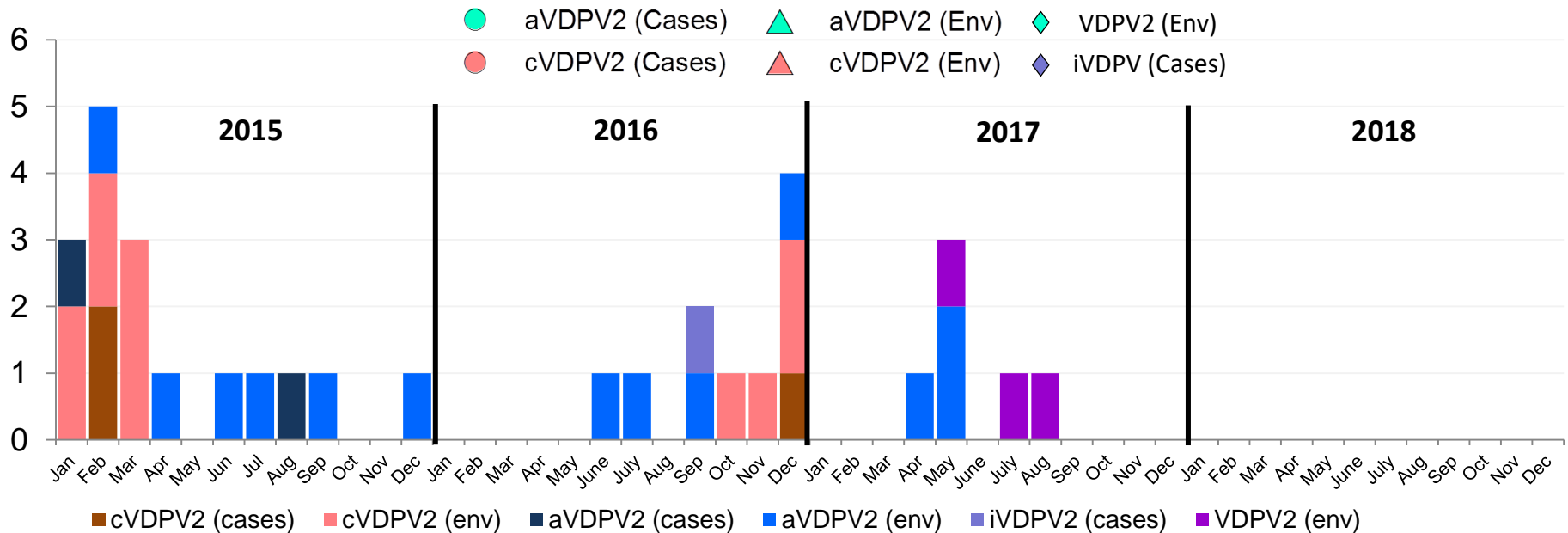
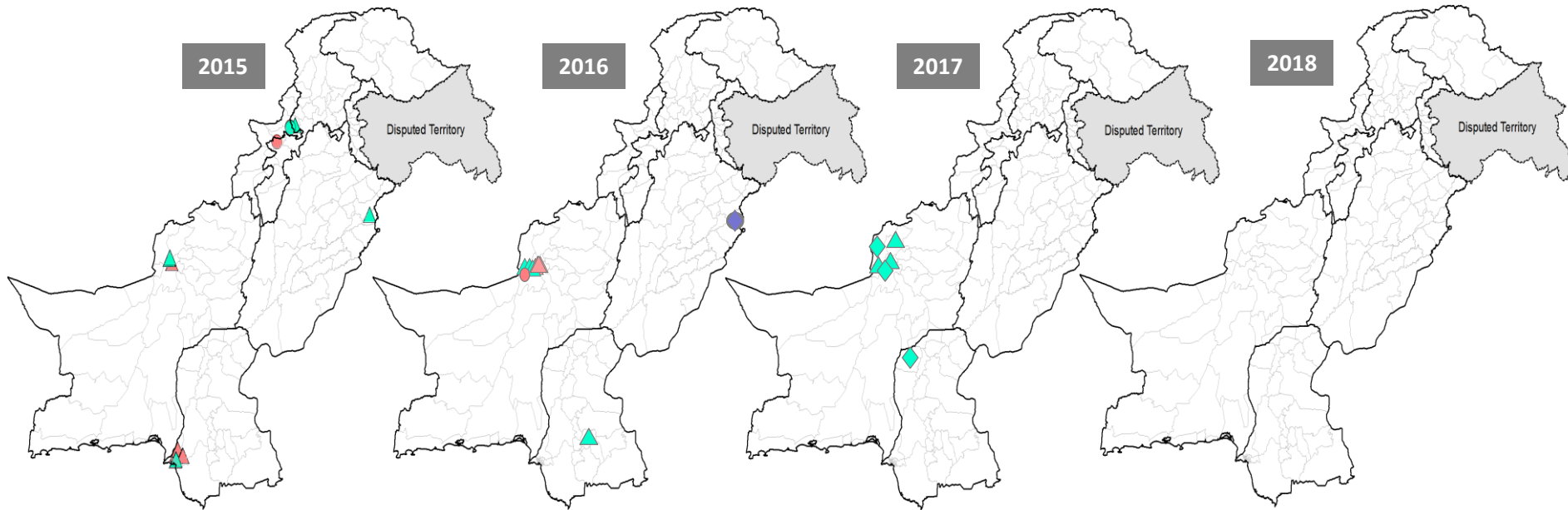


* Afp.rec Data as of 31-12-2018

VDPV2 isolates, 2014 to 2018*

DISTRICT	2014				2015				2016					2017					2018			
	aVDPV-2		cVDPV-2		aVDPV-2		cVDPV-2		aVDPV-2		iVDPV-2		cVDPV-2		VDPV2		aVDPV-2		cVDPV-2			
	Cases	Env	Cases	Env	Cases	Env	Cases	Env	Cases	Env	Cases	Env	Cases	Env	Env	Cases	Env	Cases	Env			
JAFARABAD																						
MASTUNG																						
PISHIN														1								
QUETTA					2		1			3			1	4		2				1		
KABDULAH																				1		
BALOCHISTAN					2		1			3			1	4		3				2		
KHYBER	1		2		1		1															
MOHMAND																						
WAZIR-N	2		7																			
WAZIR-S	1																					
KP-TD	4		17		1		1															
FR BANNU			8																			
BANNU			1																			
HANGU							1															
LAKKIMRWT			1																			
PESHAWAR			1				1															
KPAKHTUNKHWA			3		1		1															
LAHORE	1						1					1										
PUNJAB	1				1					1												
KAMBAR																				1		
KHIGADAP			2	1	7															6		
KHIGIQBAL			1					2														
KHIGULBERG							1															
HYDERABAD												1										
SINDH			3	1	7		1	2		6		1								1		
PAKISTAN	5	3	21	7	2	6	2	7		4	1		1	4		3				3		

VDPV isolates (Cases + ES), 2015 – 2018*



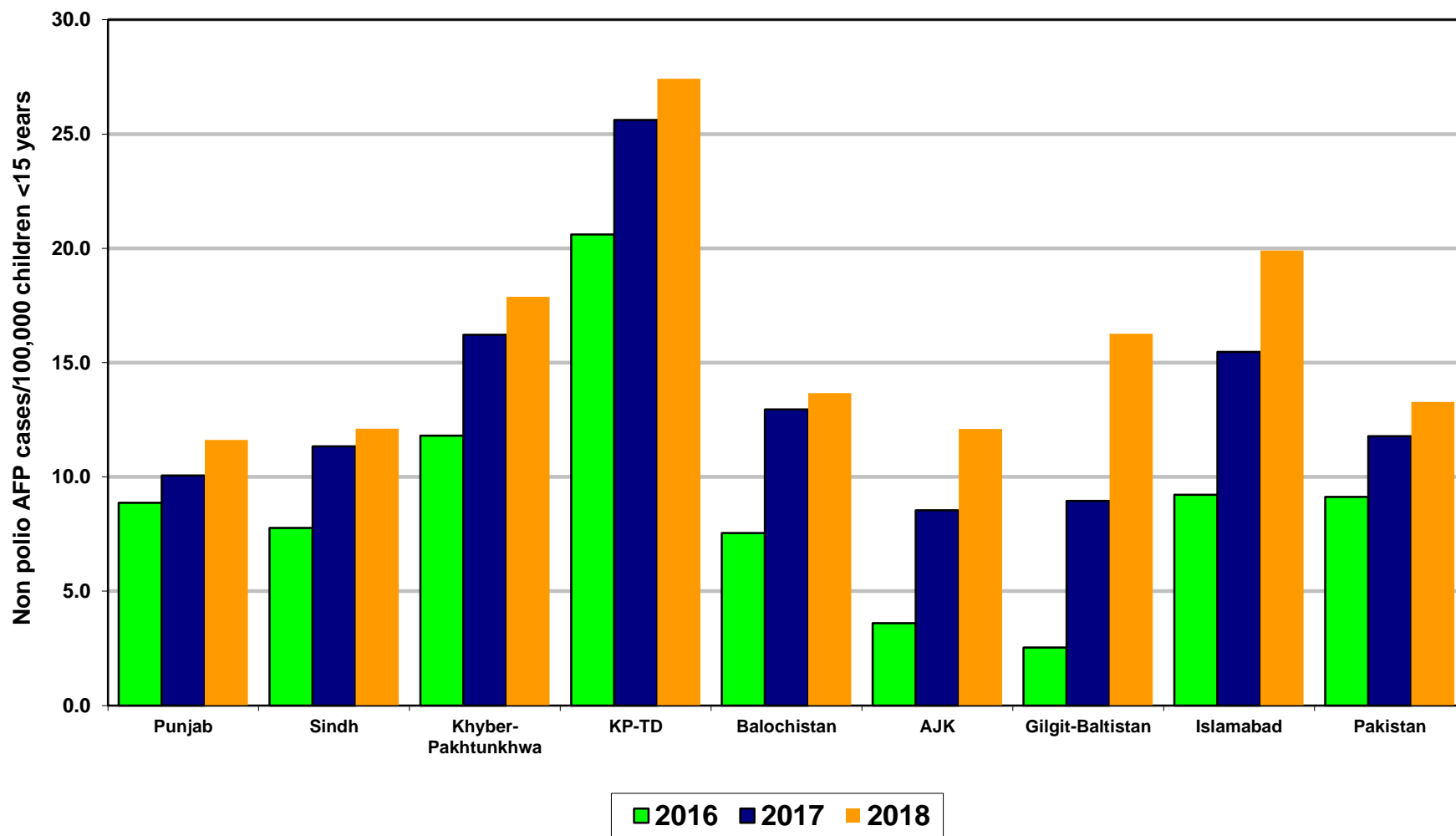
* Afp.rec Data as of 31-12-2018

Table 6: Vaccination status of non polio AFP cases age 6-59 months 2016-2018*

REGION	0 dose			1-2 doses			3 doses			4-6 doses			7+ doses		
	16	17	18	16	17	18	16	17	18	16	17	18	16	17	18
Central Punjab	0%	0%	0%	0%	0%	0%	1%	1%	1%	3%	3%	2%	97%	96%	97%
North Punjab	0%	0%	0%	0%	0%	0%	0%	1%	1%	2%	2%	3%	98%	97%	96%
South Punjab	0%	0%	0%	0%	0%	0%	0%	0%	0%	2%	2%	1%	98%	98%	98%
PUNJAB	0%	0%	0%	0%	0%	0%	0%	1%	1%	2%	2%	2%	97%	97%	97%
Karachi	0%	1%	0%	1%	1%	0%	1%	1%	2%	5%	7%	4%	93%	91%	93%
North Sindh	0%	0%	0%	0%	0%	0%	0%	0%	0%	5%	3%	2%	94%	97%	97%
South Sindh	0%	0%	0%	1%	0%	0%	1%	1%	1%	6%	4%	3%	92%	95%	96%
SINDH	0%	0%	0%	1%	0%	0%	1%	0%	1%	5%	4%	3%	93%	95%	96%
Central Khyber Pakhtunkhwa	0%	0%	0%	0%	1%	0%	0%	0%	0%	1%	1%	1%	98%	98%	98%
North Khyber Pakhtunkhwa	0%	0%	0%	1%	1%	1%	0%	1%	0%	3%	4%	2%	96%	94%	96%
South Khyber Pakhtunkhwa	1%	0%	3%	2%	2%	0%	1%	2%	0%	3%	5%	4%	94%	91%	93%
Khyber Pakhtunkhwa	0%	0%	1%	1%	1%	0%	0%	1%	0%	2%	3%	2%	96%	95%	96%
KP-TD	0%	0%	0%	2%	0%	0%	1%	1%	0%	9%	8%	3%	89%	91%	96%
Rest of Balochistan	7%	3%	1%	7%	9%	5%	2%	4%	2%	23%	13%	16%	62%	71%	76%
North Balochistan	0%	4%	0%	3%	6%	3%	3%	2%	0%	10%	10%	12%	83%	78%	85%
Quetta Block	1%	0%	3%	1%	1%	1%	4%	0%	0%	10%	7%	4%	83%	92%	92%
BALUCHISTAN	2%	2%	1%	3%	4%	3%	3%	3%	1%	13%	10%	10%	80%	82%	86%
PAKISTAN	0%	0%	0%	1%	1%	0%	1%	1%	1%	4%	4%	3%	95%	95%	96%

* Afp.rec Data as of 31-12-2018

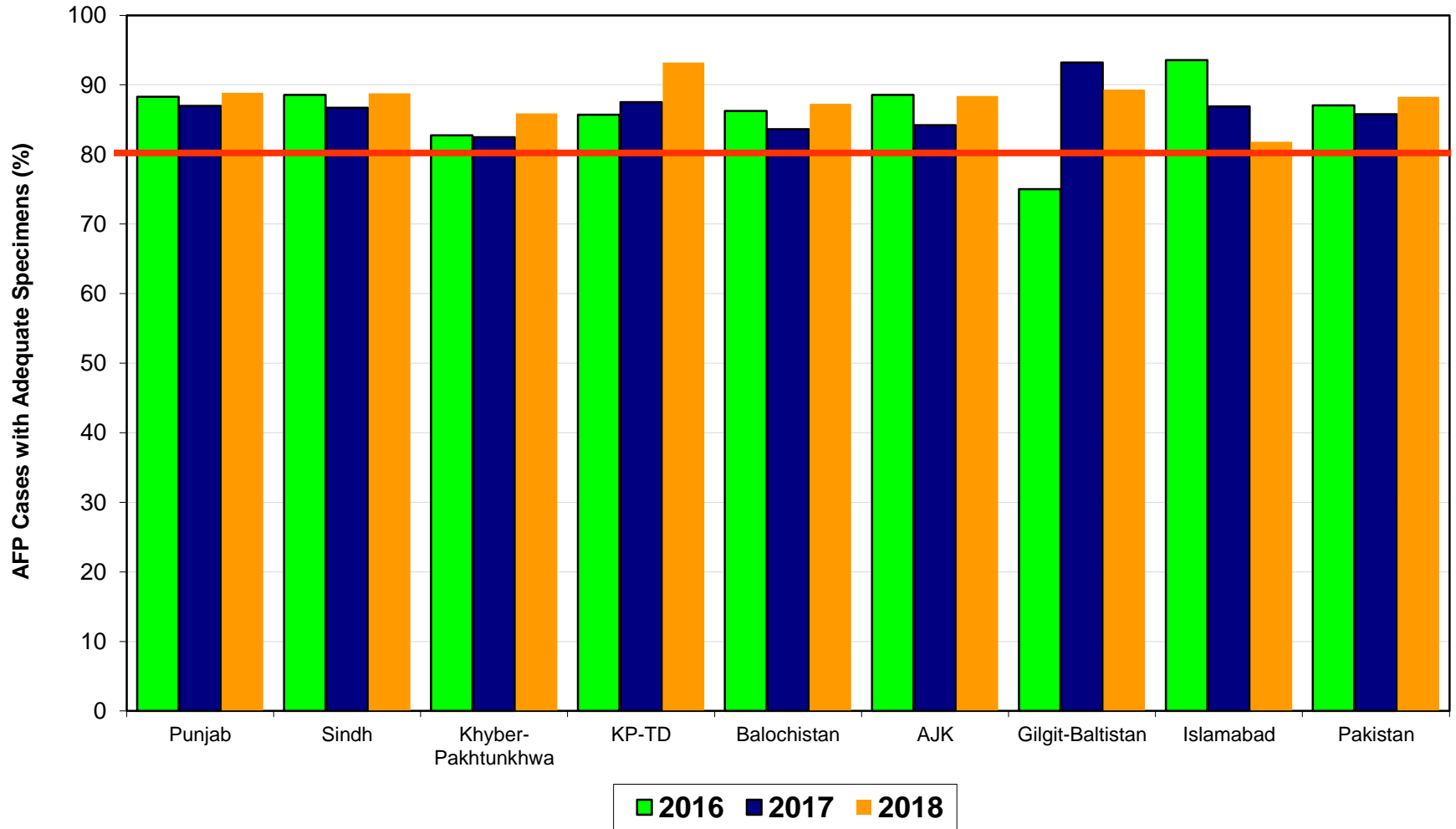
Non Polio AFP Rate By Province/Regions, 2016-2018*



Minimum Target Non-Polio AFP Rate is 6/100000 < 15 years of the age

* Afp.rec Data as of 31-12-2018

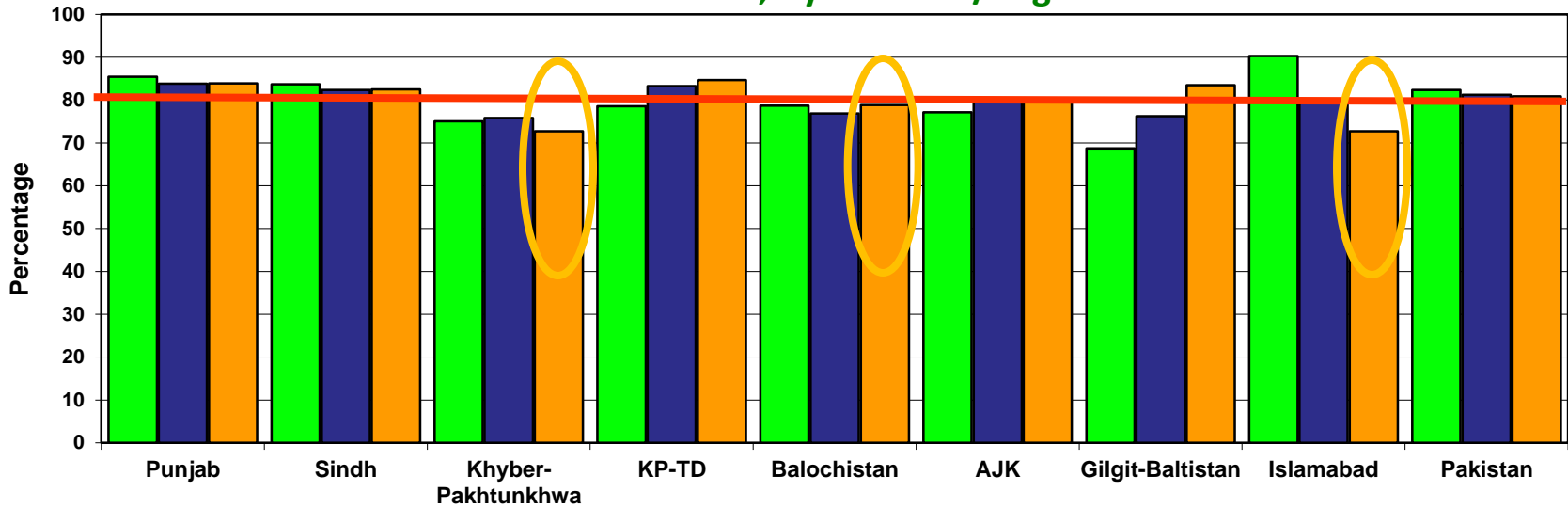
Percent AFP Cases with Adequate Specimens By Province/Regions, 2016-2018*



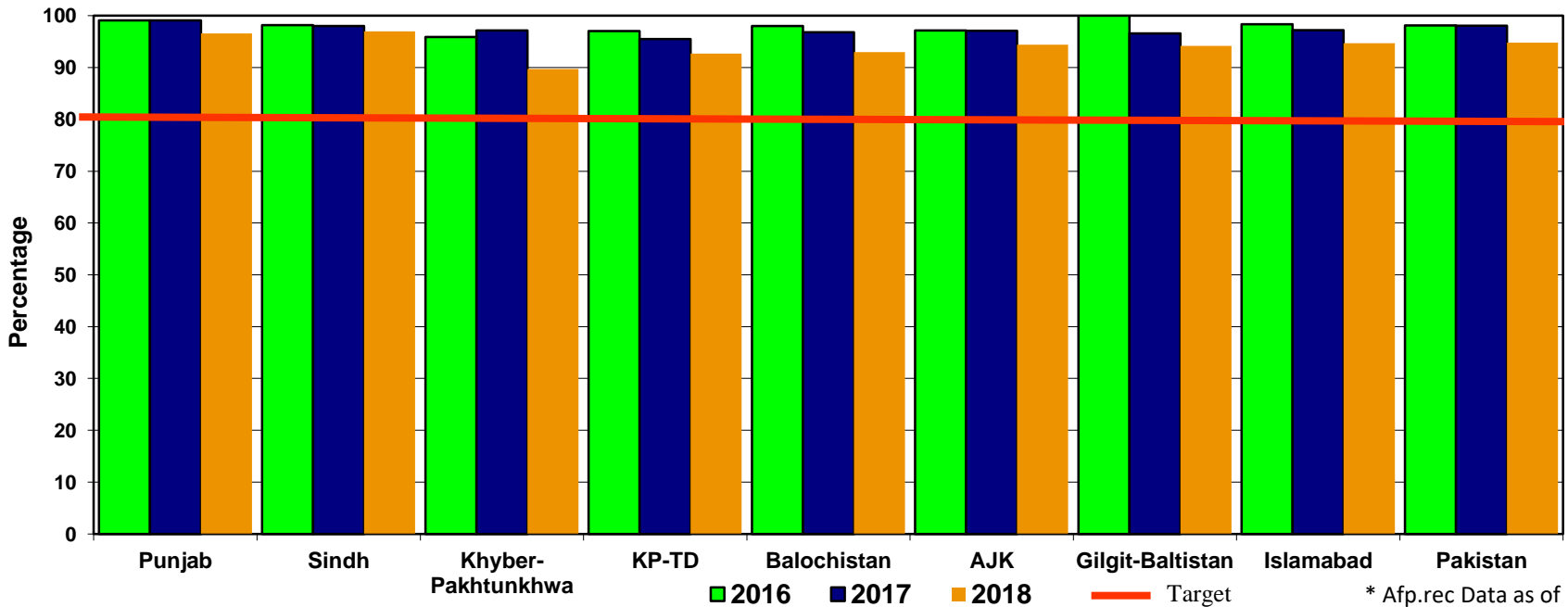
* Afp.rec Data as of 31-12-2018

— Target Adequate Sample cases = 80%

**Graph 5: Percent AFP Cases Notified within 07 days of paralysis onset
2016 - 2018*; By Province/Regions**



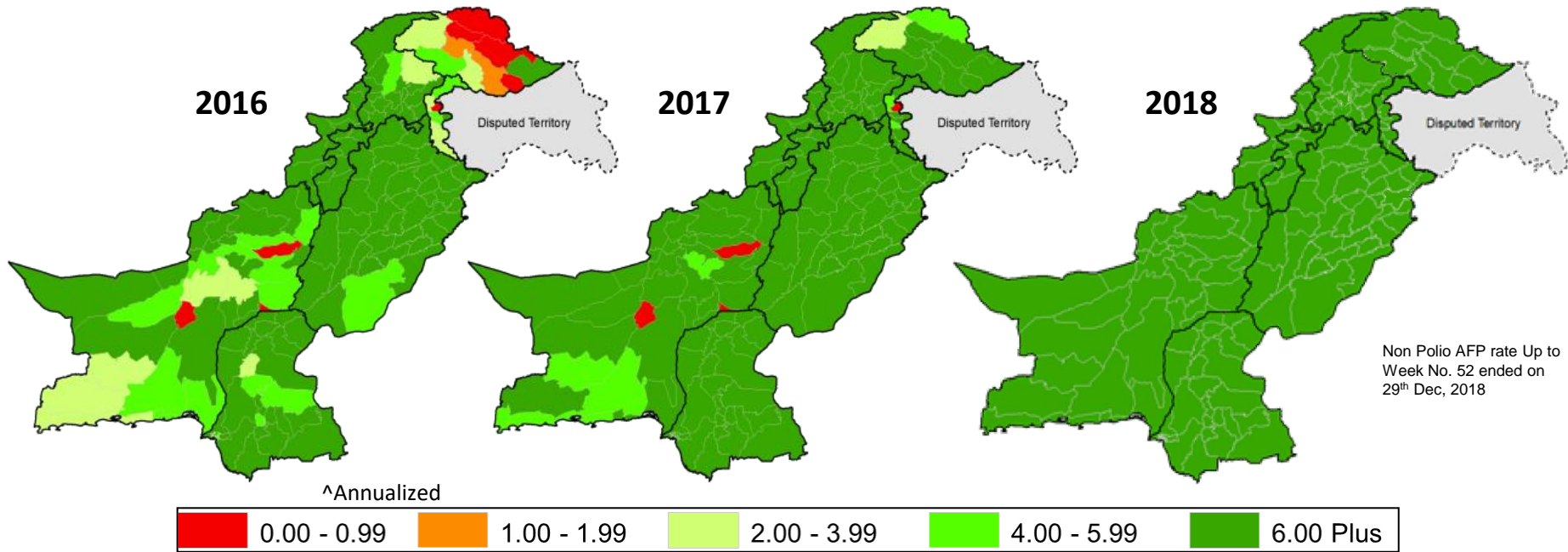
**Graph 6: Percent AFP Cases Investigated within 48 hours of notification
2016 ~ 2018*; By Province/Regions**



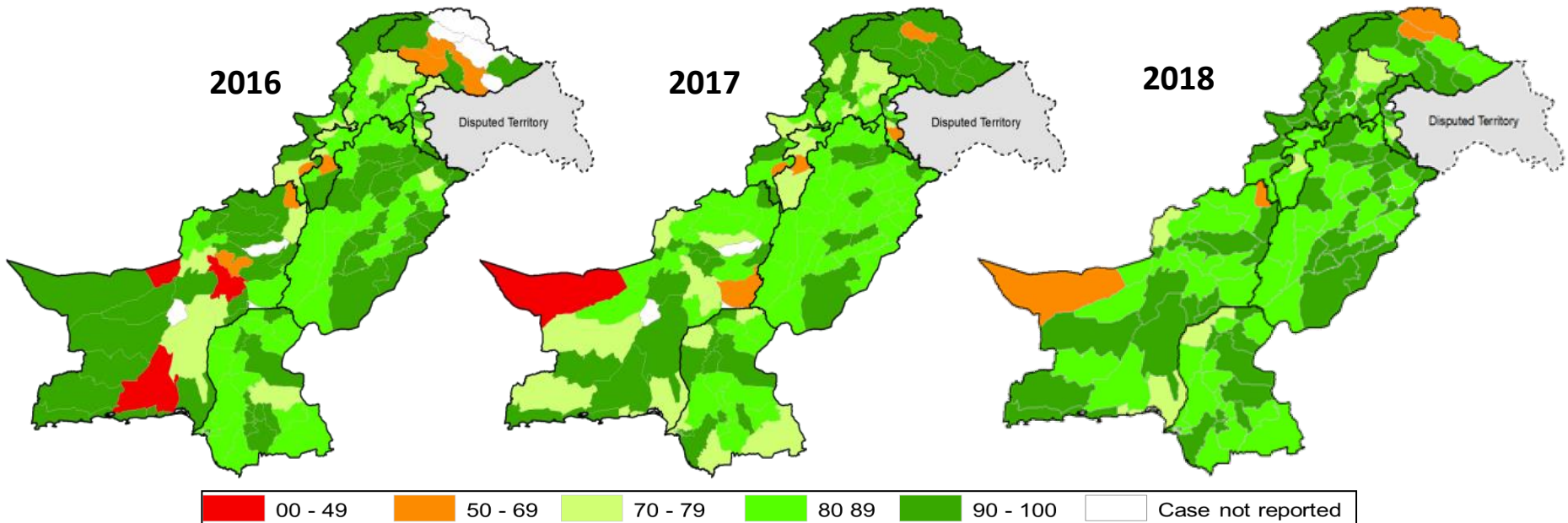
2016 2017 2018 Target

* Afp.rec Data as of 31-12-2018

Non-Polio ^ AFP Rate by District



Percent AFP Cases with Adequate Specimens, by District



**Table 7.4: AFP CASES PENDING FOR CLASSIFICATION
WITH DATE OF ONSET MORE THAN 90 DAYS* 2018 Page (1/4)**

S. No	DISTRICT	TEHSIL	EPID	SEX	AGE	DONSET	DOSE€	DSTOOL1	DSTOOL2	LAB	FEVER	ASVM	PROG	FUP	PEND (DAYS)
1	BATAGRAM	BATAGRAM	KP/11/18/035	M	108	24-09-18	7+	08-10-18	09-10-18	NVI	UK	UK	UK		94
2	HARIPUR	HARIPUR	KP/12/18/800	F	84	17-07-18	7+	10-08-18	11-08-18	NVI	UK	UK	UK		163
3	LORALAI	LORALAI	BN/22/18/199	M	900	20-05-18	7+	LATE NOTIFIED			UK	UK	UK		221
4	NFEROZ	NFEROZ	SD/45/18/038	M	48	25-08-18	7+	10-10-18	11-10-18	EV	N	Y	Y		124
5	PISHIN	PISHIN	BN/12/18/800	F	36	06-08-18	7+	21-08-18	22-08-18	EV	UK	UK	UK		143
6	WAZIR-S	WAZIR-S	TD/65/18/800	M	3	05-09-18	7+	05-10-18	07-10-18	NVI	UK	UK	UK		113
7	CHINIOT	CHINIOT	PB/54/18/069	F	120	18-09-18	7+	11-10-18	12-10-18	EV	Y	Y	Y		100
8	CHINIOT	CHINIOT	PB/54/18/077	M	40	03-09-18	7+	LATE NOTIFIED			Y	Y	Y		115
9	FAISALABAD	JARANWALA	PB/51/18/195	M	57	23-09-18	7+	28-09-18	28-09-18	NVI	N	N	Y		95
10	JHANG	SHORKOT	PB/53/18/069	M	18	31-08-18	7+	DIED BEFORE STOOL			Y	N	Y	DIED	118
11	JHANG	AP SAYAL	PB/53/18/091	F	84	25-09-18	7+	LATE NOTIFIED			Y	N	Y		93
12	MIANWALI	PIPLAN	PB/43/18/062	F	36	26-08-18	7+	LATE NOTIFIED			Y	N	N	Y	123
13	MUZFARGARH	MUZAFFARGARH	PB/83/18/212	M	72	13-09-18	7+	06-10-18	10-10-18	NVI	Y	Y	Y		105
14	MUZFARGARH	JATOI	PB/83/18/229	F	7	04-09-18	7+	20-10-18	21-10-18	NVI	Y	Y	Y		114
15	MUZFARGARH	MUZAFFARGARH	PB/83/18/241	M	30	01-08-18	7+	LATE NOTIFIED			Y	N	Y	Y	148
16	PAKPATTEN	ARIFWALA	PB/66/18/075	M	36	04-09-18	7+	14-10-18	18-10-18	NVI	Y	Y	Y	Y	114
17	SARGODHA	SILANWALI	PB/41/18/133	M	36	30-08-18	7+	LATE NOTIFIED			Y	Y	Y		119
18	SHEIKHUPURA	SHEIKHUPURA	PB/33/18/090	M	288	23-07-18	7+	17-08-18	18-08-18	NVI	Y	Y	Y	Y	157
19	SHEIKHUPURA	SHARAQPUR	PB/33/18/095	M	228	01-08-18	7+	29-08-18	31-08-18	NVI	Y	Y	Y	Y	148
20	BADIN	MATLI	SD/23/18/050	M	36	08-08-18	7+	20-08-18	29-08-18	EV	N	N	Y	Y	141
21	BADIN	GOLARCHI	SD/23/18/056	F	11	25-08-18	7+	DIED BEFORE STOOL			Y	N	Y	DIED	124
22	BADIN	MATLI	SD/23/18/065	M	36	27-09-18	7+	LATE NOTIFIED			Y	Y	UK		91
23	DADU	MEHAR	SD/24/18/045	F	74	28-04-18	7+	14-08-18	15-08-18	EV	Y	Y	Y	Y	243
24	HYDERABAD	HYDERABAD RURAL	SD/21/18/064	M	24	20-07-18	7+	02-09-18	04-09-18	NVI	Y	Y	N	Y	160
25	JACOBABAD	GARHI KHAIRO	SD/53/18/048	M	12	11-06-18	7+	LATE NOTIFIED			Y	Y	Y	Y	199
26	JACOBABAD	GARHI KHAIRO	SD/53/18/050	F	84	17-07-18	7+	20-08-18	22-08-18	NVI	Y	Y	Y	DIED	163
27	JACOBABAD	JACOBABAD	SD/53/18/061	M	84	10-08-18	7+	LATE NOTIFIED			N	Y	Y	Y	139
28	JACOBABAD	JACOBABAD	SD/53/18/070	F	12	10-09-18	7+	LATE NOTIFIED			Y	Y	Y	Y	108
29	JAMSHORO	SEHWAN	SD/25/18/053	M	168	27-08-18	7+	16-09-18	17-09-18	NVI	N	Y	Y	Y	122
30	KAMBAR	WARAH	SD/55/18/061	F	36	24-05-18	7+	LATE NOTIFIED			N	Y	Y	Y	217
31	KAMBAR	KAMBAR	SD/55/18/066	F	18	02-08-18	7+	DIED BEFORE STOOL			Y	N	Y	DIED	147
32	KAMBAR	SIJAWAL	SD/55/18/067	M	28	10-07-18	7+	07-08-18	08-08-18	NVI	Y	Y	Y	DIED	170
33	KAMBAR	QUBO SAEED KHAN	SD/55/18/074	F	12	29-07-18	7+	DIED BEFORE STOOL			Y	N	Y	DIED	151
34	KAMBAR	SHAH DADKOT	SD/55/18/085	F	48	07-06-18	7+	LATE NOTIFIED			Y	N	Y	Y	203
35	KHAIRPUR	THARI MIR WAH	SD/43/18/073	M	48	27-07-18	7+	31-07-18		EV	Y	Y	Y	DIED	153
36	KHAIRPUR	KINGRI	SD/43/18/089	F	18	10-09-18	7+	29-09-18	30-09-18	EV	Y	Y	Y	Y	108
37	KHIBALDIA	BALDIA	SD/61/18/020	F	27	20-08-18	7+	12-09-18	13-09-18	EV	Y	N	Y	Y	129
38	KHIBINQASIM	BINQASIM	SD/62/18/025	M	36	07-09-18	7+	01-10-18	03-10-18	NVI	Y	N	Y		111
39	KHIGADAP	GADAP	SD/63/18/026	M	84	01-06-18	7+	11-06-18		NVI	N	N	Y	DIED	209
40	KHIGIOBAL	GIOBAL	SD/65/18/018	M	24	17-09-18	7+	25-09-18	08-10-18	NVI	Y	Y	Y		101
41	KHIKORANGI	KORANGI	SD/68/18/026	M	83	13-09-18	7+	LATE NOTIFIED			N	Y	Y		105
42	KHILIAQAT	LIAQAT	SD/70/18/023	M	4	20-09-18	4	21-10-18	22-10-18	NVI	N	Y	UK		98

* Afp.rec Data as of 31-12-2018

€ Based on recall of parents

60 days Follow-up not done

FUP = Residual Weakness at 60 days follow up.

**Table 7.4: AFP CASES PENDING FOR CLASSIFICATION
WITH DATE OF ONSET MORE THAN 90 DAYS* 2018 Page (2/4)**

S. No	DISTRICT	TEHSIL	EPID	SEX	AGE	DONSET	DOSESE	DSTOOL1	DSTOOL2	LAB	FEVER	ASVM	PROG	FUP	PEND (DAYS)
43	KHINNAZIM	NNAZIM	SD/74/18/020	F	32	15-08-18	7+	29-08-18	31-08-18	NVI	Y	Y	Y	Y	134
44	LARKANA	DOKRI	SD/51/18/089	F	32	18-07-18	7+	LATE NOTIFIED			Y	Y	Y	Y	162
45	MATIARI	MATIARI	SD/28/18/040	M	72	16-08-18	7+	01-09-18		NVI	N	N	Y	DIED	133
46	MATIARI	MATIARI	SD/28/18/044	M	60	16-09-18	7+	16-10-18	17-10-18	EV	N	Y	Y	Y	102
47	SANGHAR	SINJHORO	SD/32/18/054	M	18	14-08-18	7+	01-10-18	04-10-18	NVI	Y	Y	Y	Y	135
48	SHIKARPUR	LAKHI	SD/52/18/051	F	120	30-08-18	7+	10-09-18		NVI	N	N	Y	DIED	119
49	SHIKARPUR	LAKHI	SD/52/18/056	M	12	03-09-18	7+	DIED BEFORE STOOL			Y	N	Y	DIED	115
50	SHIKARPUR	SHIKARPUR	SD/52/18/072	F	36	25-09-18	7+	27-10-18	28-10-18	EV	N	Y	Y	Y	93
51	SUJAWAL	SHAH BUNDER	SD/79/18/077	M	11	10-06-18	7+	28-07-18	29-07-18	EV	Y	Y	Y	Y	200
52	SUJAWAL	JATI	SD/79/18/109	F	13	01-09-18	7+	02-10-18	04-10-18	EV	Y	Y	Y	Y	117
53	SUJAWAL	JATI	SD/79/18/110	M	6	04-09-18	6	08-10-18	10-10-18	EV	Y	Y	Y	Y	114
54	SUKKUR	ROHRI	SD/41/18/060	F	48	15-09-18	7+	18-09-18		NVI	Y	Y	N	Y	103
55	BANNU	BANNU	KP/61/18/039	F	50	18-08-18	7+	01-09-18	02-09-18	NVI	Y	N	Y	Y	131
56	BANNU	WAZIR	KP/61/18/040	M	144	10-08-18	0	05-09-18	07-09-18	NVI	Y	Y	Y	Y	139
57	BANNU	BANNU	KP/61/18/043	M	36	18-08-18	7+	14-09-18	15-09-18	NVI	N	N	Y	Y	131
58	BANNU	WAZIR	KP/61/18/054	F	23	20-08-18	7+	LATE NOTIFIED			UK	Y	Y	Y	129
59	BANNU	BANNU	KP/61/18/059	F	96	29-08-18	7+	LATE NOTIFIED			UK	Y	Y	Y	120
60	BATAGRAM	LALLAI	KP/11/18/030	F	15	09-09-18	6	19-09-18	24-09-18	NVI	Y	Y	Y	DIED	109
61	CHARSADA	TANGI	KP/31/18/099	M	37	17-07-18	7+	23-07-18		NVI	Y	N	Y	DIED	163
62	CHARSADA	SHABQADAR	KP/31/18/113	M	4	01-09-18	6	27-09-18	28-09-18	NVI	Y	Y	Y	Y	117
63	CHARSADA	CHARSADDA	KP/31/18/114	F	19	23-08-18	7+	28-09-18	29-09-18	EV	N	Y	Y	Y	126
64	CHARSADA	SHABQADAR	KP/31/18/120	M	36	03-09-18	7+	06-10-18	08-10-18	EV	Y	Y	Y	Y	115
65	CHARSADA	CHARSADDA	KP/31/18/142	M	28	20-08-18	7+	LATE NOTIFIED			UK	Y	Y	Y	129
66	CHARSADA	CHARSADDA	KP/31/18/148	M	24	10-09-18	7+	LATE NOTIFIED			N	Y	Y	Y	108
67	CHITRAL	CHITRAL	KP/21/18/036	F	216	02-09-18	0	12-10-18	13-10-18	NVI	Y	Y	Y	Y	116
68	DIKHAN	DERA ISMAIL KHAN	KP/60/18/049	M	84	14-06-18	3	27-07-18	28-07-18	NVI	N	Y	Y	Y	196
69	DIKHAN	DERA ISMAIL KHAN	KP/60/18/054	F	143	11-07-18	7+	09-08-18	10-08-18	EV	Y	Y	Y	Y	169
70	DIKHAN	PHARPUR	KP/60/18/057	F	26	17-08-18	7+	LATE NOTIFIED			EV	N	N	Y	132
71	DIKHAN	PHARPUR	KP/60/18/073	M	23	24-09-18	7+	22-10-18	25-10-18	EV	Y	N	Y	Y	94
72	HANGU	THALL	KP/54/18/030	F	96	20-08-18	7+	20-09-18	22-09-18	NVI	Y	Y	Y	Y	129
73	KOHAT	DARRA ADAM KHEL	KP/50/18/044	M	84	23-07-18	7+	08-08-18	10-08-18	NVI	N	Y	Y	Y	157
74	KOHAT	KOHAT	KP/50/18/047	M	10	26-08-18	0	DIED BEFORE STOOL			Y	Y	Y	DIED	123
75	KOHISTAN	DASSU	KP/13/18/006	M	164	25-02-18	7+	21-03-18	22-03-18	NVI	Y	N	N	Y	305
76	KOHISTAN	DASSU	KP/13/18/020	F	24	13-08-18	1	DIED BEFORE STOOL			Y	N	Y	DIED	136
77	KOHISTAN	DASSU	KP/13/18/027	M	18	21-09-18	7+	10-10-18	11-10-18	EV	Y	N	Y	Y	97
78	LAKKIMRWT	SERAI NAURANG	KP/62/18/019	M	10	20-02-18	7+	25-03-18	26-03-18	EV	Y	Y	Y	Y	310
79	LAKKIMRWT	LAKKI MARWAT	KP/62/18/058	M	26	24-05-18	7+	25-06-18	26-06-18	EV	Y	Y	Y	Y	217
80	LAKKIMRWT	LAKKI MARWAT	KP/62/18/083	M	6	02-08-18	6	13-09-18	14-09-18	NVI	N	N	Y	Y	147
81	LAKKIMRWT	LAKKI MARWAT	KP/62/18/101	F	37	01-09-18	7+	15-10-18	19-10-18	EV	Y	Y	Y	Y	117
82	MALAKAND	BATKHELA	KP/20/18/043	F	71	03-09-18	7+	DIED BEFORE STOOL			Y	Y	Y	DIED	115
83	MALAKAND	BATKHELA	KP/20/18/056	M	20	16-06-18	7+	LATE NOTIFIED			Y	Y	Y	Y	194
84	MANSEHRA	BALAKOT	KP/14/18/041	F	36	27-07-18	7+	25-08-18	26-08-18	EV	Y	Y	Y	Y	153

* Afp.rec Data as of 31-12-2018

€ Based on recall of parents

60 days Follow-up not done

FUP = Residual Weakness at 60 days follow up.

**Table 7.4: AFP CASES PENDING FOR CLASSIFICATION
WITH DATE OF ONSET MORE THAN 90 DAYS* 2018 Page (3/4)**

S. No	DISTRICT	TEHSIL	EPID	SEX	AGE	DONSET	DOSESE	DSTOOL1	DSTOOL2	LAB	FEVER	ASVM	PROG	FUP	PEND (DAYS)
85	MANSEHRA	UGGI	KP/14/18/042	F	36	22-08-18	7+	02-09-18	11-09-18	NVI	Y	N	Y	Y	127
86	MARDAN	MARDAN	KP/40/18/168	M	20	03-09-18	7+	25-09-18	26-09-18	EV	Y	Y	Y	Y	115
87	MARDAN	MARDAN	KP/40/18/174	M	58	03-09-18	7+	27-09-18	28-09-18	NVI	N	Y	Y	Y	115
88	NOWSHERA	NOWSHERA	KP/32/18/051	M	13	27-04-18	7+	06-06-18	07-06-18	EV	Y	Y	Y	Y	244
89	NOWSHERA	NOWSHERA	KP/32/18/098	M	72	27-08-18	7+	05-10-18	06-10-18	NVI	Y	Y	Y	Y	122
90	PESHAWAR	PESHAWAR	KP/30/18/228	F	16	02-07-18	7+	LATE NOTIFIED			N	Y	Y	Y	178
91	PESHAWAR	PESHAWAR	KP/30/18/257	M	44	15-09-18	7+	30-10-18	31-10-18	EV	Y	N	Y	Y	103
92	PESHAWAR	PESHAWAR	KP/30/18/272	F	24	24-09-18	7+	18-11-18	19-11-18	NVI	N	Y	Y		94
93	SWABI	TOPI	KP/41/18/109	M	1	30-08-18	1	19-09-18	21-09-18	EV	N	N	Y	DIED	119
94	SWABI	RAZAR	KP/41/18/107	M	18	04-09-18	7+	DIED BEFORE STOOL			Y	N	Y	DIED	114
95	SWABI	SWABI	KP/41/18/118	M	39	27-09-18	7+	DIED BEFORE STOOL			N	N	Y	DIED	91
96	SWABI	TOPI	KP/41/18/126	M	17	15-09-18	7+	16-10-18	18-10-18	NVI	N	Y	Y	Y	103
97	SWAT	KHWAZA KHELA	KP/24/18/114	F	27	06-09-18	7+	11-10-18	12-10-18	NVI	Y	Y	Y	Y	112
98	TANK	TANK	KP/63/18/030	F	7	25-09-18	5	14-10-18	15-10-18	NVI	N	Y	Y		93
99	TORGHAR	JUDBAH	KP/15/18/009	F	26	24-07-18	2	LATE NOTIFIED			Y	N	N	Y	156
100	AWARAN	AWARAN	BN/56/18/003	M	84	25-09-18	7+	27-10-18	07-11-18	NVI	Y	Y	Y		93
101	JAFARABAD	USTA MUHAMMAD	BN/43/18/030	M	36	21-09-18	7+	LATE NOTIFIED			Y	N	Y	Y	97
102	KABDULAH	CHAMAN	BN/14/18/027	M	120	05-09-18	7+	26-09-18	27-09-18	EV	Y	Y	Y	Y	113
103	KHUZDAR	KHUZDAR	BN/54/18/021	M	36	10-09-18	7+	12-11-18	13-11-18	EV	Y	N	Y	Y	108
104	PISHIN	PISHIN	BN/12/18/033	F	61	10-08-18	7+	10-10-18	14-10-18	NVI	Y	N	Y	Y	139
105	QUETTA	CHILTON TOWN	BN/11/18/055	F	24	25-09-18	7+	19-10-18	21-10-18	NVI	Y	Y	Y	Y	93
106	ZHOB	ZHOB	BN/21/18/012	F	4	31-08-18	3	27-09-18	28-09-18	VACC	Y	N	Y	DIED	118
107	BHIMBER	BARNALA	AJ/60/18/023	F	68	25-08-18	7+	15-09-18	16-09-18	EV	Y	N	Y	DIED	124
108	SHIGAR	SHIGAR	GB/24/18/009	F	132	23-08-18	7+	03-09-18	08-09-18	VACC	N	N	Y		126
109	CDA	CDA	IB/01/18/022	M	68	04-06-18	7+	15-06-18	20-06-18	EV	N	Y	Y		206
110	CDA	CDA	IB/01/18/025	F	39	20-07-18	7+	04-08-18	06-08-18	NVI	Y	Y	Y		160
111	CDA	CDA	IB/01/18/028	F	96	08-08-18	7+	26-08-18	01-09-18	NVI	Y	N	Y		141
112	CDA	CDA	IB/01/18/029	F	9	11-07-18	7+	31-08-18	01-09-18	NVI	UK	UK	UK		169
113	CDA	CDA	IB/01/18/030	M	24	28-08-18	7+	31-08-18		NVI	Y	Y	Y		121
114	ICT	ICT	IB/02/18/034	M	41	12-07-18	7+	03-08-18	04-08-18	NVI	N	N	Y		168
115	ICT	ICT	IB/02/18/038	M	120	07-07-18	7+	16-08-18	17-08-18	EV	UK	UK	UK		173
116	ICT	ICT	IB/02/18/037	F	120	24-07-18	7+	17-08-18	19-08-18	NVI	UK	UK	UK		156
117	ICT	ICT	IB/02/18/043	F	150	07-08-18	7+	04-09-18	06-09-18	NVI	Y	Y	Y		142
118	ICT	ICT	IB/02/18/044	M	30	09-09-18	7+	13-09-18		EV	N	N	Y		109
119	ICT	ICT	IB/02/18/046	F	153	16-06-18	3	LATE NOTIFIED			N	Y	Y		194
120	ICT	ICT	IB/02/18/053	F	28	25-08-18	7+	25-09-18	26-09-18	NVI	Y	Y	Y		124
121	ICT	ICT	IB/02/18/057	F	12	06-09-18	7+	03-10-18	05-10-18	VACC	Y	Y	Y		112
122	ICT	ICT	IB/02/18/060	F	84	22-08-18	7+	14-10-18	15-10-18	EV	N	N	Y		127
123	ICT	ICT	IB/02/18/069	M	18	25-08-18	7+	LATE NOTIFIED			Y	Y	Y		124
124	BAJOUR	WARA MAMOUND	FT/33/18/047	F	3	05-06-18	2	23-06-18	24-06-18	NVI	Y	Y	Y	Y	205
125	BAJOUR	LOE MAMOUND	TD/33/18/081	F	39	24-08-18	7+	10-09-18	11-09-18	EV	N	Y	Y		125
126	FR BANNU	FR BANNU	FT/69/18/021	M	18	09-05-18	7+	07-07-18	08-07-18	NVI	N	Y	UK		232

* Afp.rec Data as of 31-12-2018

€ Based on recall of parents

60 days Follow-up not done

FUP = Residual Weakness at 60 days follow up.

**Table 7.4: AFP CASES PENDING FOR CLASSIFICATION
WITH DATE OF ONSET MORE THAN 90 DAYS* 2018 Page (4/4)**

S. No	DISTRICT	TEHSIL	EPID	SEX	AGE	DONSET	DOSESE	DSTOOL1	DSTOOL2	LAB	FEVER	ASYM	PROG	FUP	PEND (DAYS)
127	KURRAM	UPPER KURRAM	FT/52/18/016	M	16	26-05-18	7+	27-06-18	28-06-18	EV	N	N	UK	Y	215
128	MOHMAND	KHAWEZAI	TD/35/18/042	M	96	26-07-18	7+	17-08-18	18-08-18	EV	Y	Y	Y	Y	154
129	MOHMAND	EKKAGHUND	TD/35/18/054	M	120	26-08-18	7+	09-10-18	11-10-18	NVI	Y	Y	Y	Y	123
130	WAZIR-S	BIRMAL	TD/65/18/026	F	108	14-08-18	7+	LATE NOTIFIED			Y	N	Y		135
131	WAZIR-S	LADHA	TD/65/18/031	F	3	21-08-18	1	21-09-18	22-09-18	EV	Y	Y	Y		128