



**World Health
Organization**

**Weekly
AFP Surveillance Update
Pakistan**

Week 50 (*Ended on 15th Dec, 2018*)

National Surveillance Cell

World Health Organization Country Office,
Chak Shahzad, Park Road,
Islamabad, Pakistan

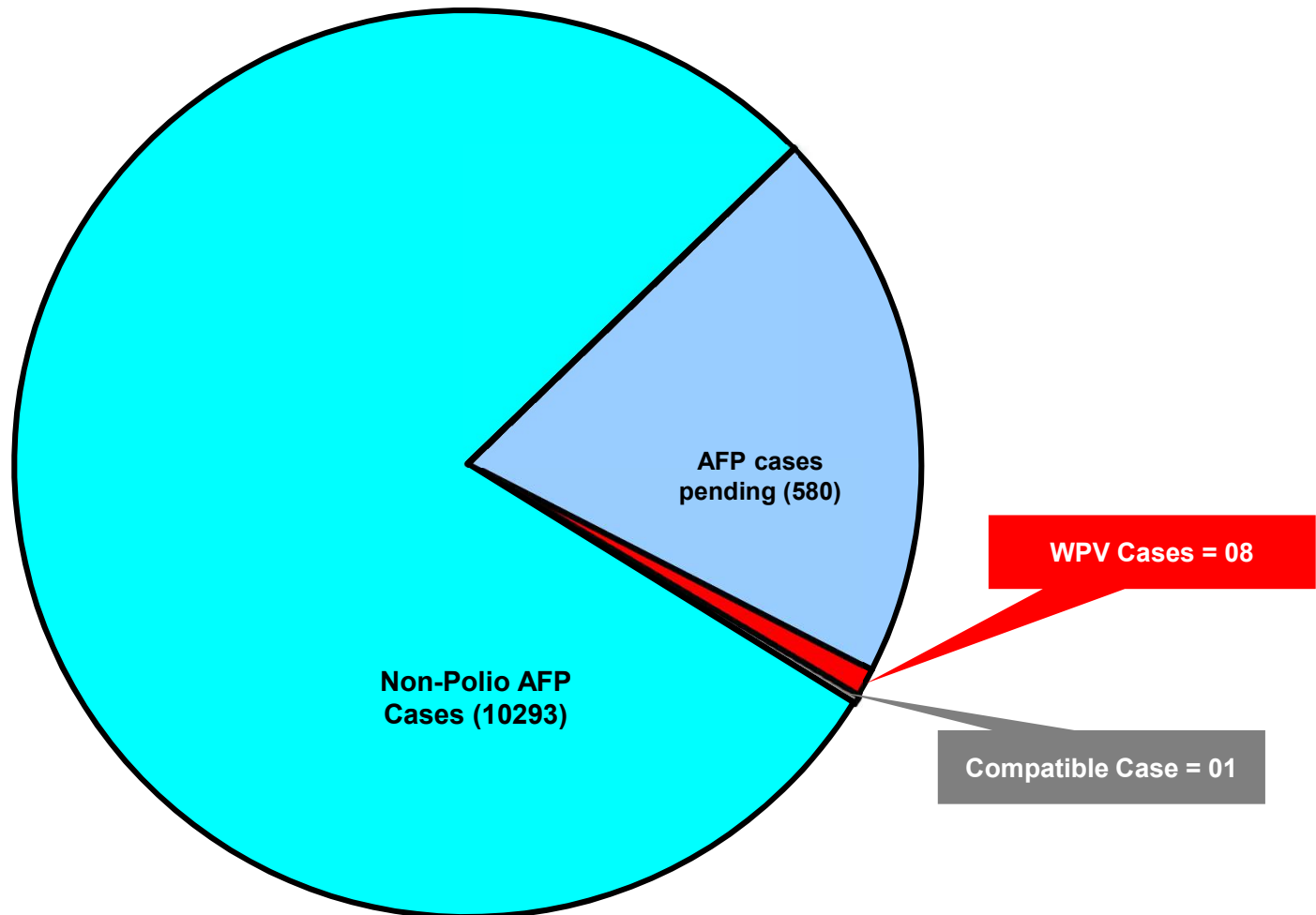
Tel: +92-51 9255123 / 9255282 /9255184

AFP Surveillance



<http://www.emro.who.int/pak/information-resources>

AFP Case Profile, 2018*



Total AFP Cases Reported = 10882

^ 322 Inadequate cases not due for FUP

^258 AFP Cases pending in Lab

^140 AFP Cases pending for classification by ERC

* Afp.rec Data as of 17-12-2018

Table 1.1: List of Confirmed Polio Cases, Pakistan 2018*

S. NO.	PROVINCE/ REGION	DISTRICT	TEHSIL	EPID NO.	SEX	AGE (m)	DATE ONSET OF PARALYSIS	NO. OPV DOSES (based on parents recall)		FEVER	Asymptomatic Paralysis	Rapid Progression	REFUSAL	WPV TYPE	GENETICS
								Routine	SIA's						Cluster
01	BALUCHISTAN	DUKI	DUKI	BN/65/18/003	M	38	08-Mar-18	0	7+	Y	Y	Y	N	NSL1	R4B5C4
02	BALUCHISTAN	DUKI	DUKI	BN/65/18/005	F	18	15-Apr-18	0	7	Y	Y	Y	N	NSL1	R4B5C4D
03	BALUCHISTAN	DUKI	DUKI	BN/65/18/007	M	18	18-May-18	0	3	Y	Y	Y	N	NSL1	R4B5C4D
04	KPAKHTUNKHW	CHARASADA	CHARASADA	KP/31/18/100	M	19	1-Aug-18	3	7+	Y	Y	Y	N	NSL1	R4B5C5B2
05	SINDH	KHIGADAP	GADAP	SD/63/18/041	F	42	22-Sep-18	3	7+	Y	Y	Y	N	NSL1	R4B5C4D
06	KPTD	KHYBER	LANDI KOTAL	TD/34/18/104	F	55	25-Sep-18	0	7	N	Y	Y	N	NSL1	R4B5C5B2
07	KPTD	BAJOUR	WARA MAMOUND	TD/33/18/085	M	84	24-Sep-18	3	7+	Y	N	Y	N	NSL1	R4B5C4D
08	KPTD	BAJOUR	LEO MAMOUND	TD/33/18/094	F	66	07-Oct-18	3	7+	Y	Y	Y	N	NSL1	R4B5C4D

* Afp.rec Data as of 17-12-2018

Table 3: Urgent/ITD Pending Cases

S. #	Basic information								OPV/IPV doses				Urgent		Prov	Lab update			Remarks			
	District	Tier	Tehsil	Union council	Epid number	Date of Onset	Age (M) X	Sex	Date of 1st stool	Stool Adeq	RI	S/As	Last 6 S/As	Last dose	IPV	Field	NSC	Diagnosis		Lab No.	Days Inoc	Culture update
Isolates pending for ITSD																						
1	BANNU *	1	WAZIR	TAKHTI KHEL	KP/61/18/073	28-Nov-18	22	M	29-Nov-18	Y	3	7+	6	14-Nov-18	N	N	NO NEURITIS	14599	14	L20B+		
2	BAJOUR *	2	SALARZAI	LAKYAN	TD/33/18/131-C2		4	F	30-Nov-18	-	-	-	12-Nov-18	-	N	-		14652	12	L20B+		
Reported urgent (by field / NSC criteria)																						
3	KABDULAH	1	DOBANDI	JILGA-2	BN/14/18/035	19-Nov-18	18	F	28-Nov-18	Y	0	2	0		N	N	Y	SEPTIC ARTHRITIS	14747	11	UP	
4	BAJOUR *	2	SALARZAI	LAKYAN	TD/33/18/131	01-Nov-18	42	M	23-Nov-18	N	0	7	6		N	N	N	GBS	14343	19	UP	Index case of C-2
5	KHIGIQBAL	3	GIQBAL	SAFORA-13	SD/65/18/025	27-Nov-18	2	M	05-Dec-18	Y	1	1	1	15-Nov-18	N	N	Y	INJECTION NEURITIS	14947	6	UP	

* New addition § New results #Data not available ≠ NSC Criteria = Fever, Rapid Progress, Age < 48 months and OPV Doses <7 UP = Under process
 Urgent (Field/NSC) / Inadequate specimens / Age 12-35 months / Zero OPV dose UPending for genomic sequencing

Point in time comparison of Polio Cases by Province/Region 2017 - 2018*

Region/ Province	No. of polio cases		No. of infected districts/towns		Most recent polio case
	2017	2018	2017	2018	
Balochistan	3	3	2	1	18-May-18
Sindh	2	1	2	1	22-Sept-18
Khyber Pakhtunkhwa	1	1	1	1	1-Aug-18
KP-TD	0	3	0	2	7-Oct-18
G-Baltistan	1	0	1	0	13-Feb-17
Punjab	1	0	1	0	28-Jan-17
Pakistan	8	8	7	5	7-Oct-18

Twenty two additional districts / towns declared infected based on environmental samples in 2018

* Afp.rec Data as of 17-12-2018

Environmental Surveillance Results, Pakistan (Last 52 Weeks)

Sites	Proportion of WPV samples					2017		2018																																																		
	2014	2015	2016	2017	2018	Last 52 Weeks		Dec	Jan				Feb				Mar				Apr				May				Jun				Jul				Aug				Sep				Oct				Nov				Dec					
	%	%	%	%	n	%	n	51	52	1	2	3	4	5	6	7	8	9	10	11	12	13	14	15	16	17	18	19	20	21	22	23	24	25	26	27	28	29	30	31	32	33	34	35	36	37	38	39	40	41	42	43	44	45	46	47	48	49
CORE RESERVOIRS	23	8	8	6	10	28	234	30	67																																																	
BALOCHISTAN	48	31	29	29	34	23	80	27	19																																																	
QUETTA	42	42	29	26	12	25	45	33	12																																																	
Tawoos Abad	25	33	13	50	6	36	4	33	4																																																	
Killi Jattak	42	58	0	0	1	36	4	33	4																																																	
Surpul	58	33	38	25	3	27	3	33	4																																																	
Railway Pul site (RP)			38	17	2	0	0	0	0																																																	
KABDULAH	83	13	25	54	13	30	23	29	7																																																	
Army Kaziba	100	18	17	67	8	42	5	42	5																																																	
Hadi Packet	50	8	33	42	5	18	2	17	2																																																	
PISHIN			50	42	5	0	12	0	0																																																	
TURWA Pishin			50	42	5	0	0	0	0																																																	
KP	59	20	12	5	8	74	28	72	21																																																	
PESHAWAR	59	35	27	35	8	74	28	72	21																																																	
Lara Ma	50	31	8	0	0	64	7	58	7																																																	
Shaheen Town	67	67	75	67	8	100	11	100	12																																																	
Narav Khwar Palosi Pul						40	2	40	2																																																	
KARACHI	47	28	10	33	49	20	126	22	27																																																	
KHI (BALDIA)	50	8	4	18	2	17	12	17	2																																																	
Muhammad Khan Colony				18	2	17	2	17	2																																																	
KHI (G.IQBAL)	54	27	8	27	6	5	23	5	1																																																	
Chakora Nulla	42	17	0	36	4	9	1	9	1																																																	
Rashid Minhas Rd	67	40	17	18	2	0	0	0	0																																																	
KHI (GADAAP)	51	33	11	62	21	39	36	42	15																																																	
Khamiso Goth	42	25	8	27	3	0	0	0	0																																																	
Macchar Colony	45	50	17	83	10	73	8	75	9																																																	
Sorab Goth	67	50	8	73	8	45	5	50	6																																																	
KHI (LANDHI)	17	64	7	27	11	33	4																																																			
Bakhtawar Village	17	64	7	27	3	33	4																																																			
KHI (KORANGI)	0	9	1	0	10	0	0																																																			
Composit Korangi Nalla	0	9	1	0	0	0	0																																																			
KHI (SITE)	0	45	5	18	12	18	2																																																			
Orangi Nalla	0	45	5	18	2	18	2																																																			
KHI (SADDAR)	0	45	5	10	11	10	1																																																			
Hijrat Colony PIDC Nalla	0	45	5	10	1	10	1																																																			
KHI (LIAQUAT)	0	45	5	20	11	20	2																																																			
Haji Mureed Goth	0	45	5	20	2	20	2																																																			
PAKISTAN	35	20	13	18	106	19	121	19	126																																																	

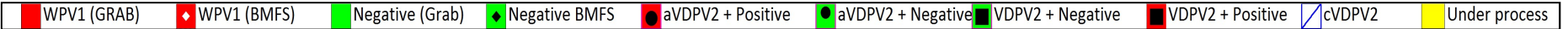


Table 2: LAB Update 2018*

Month of Onset	AFP Cases	No virus isolated	Cases Under Process		Isolated Viruses from stools						
			Culture	ITD	Vaccine viruses		NPEV		Wild	Results within 14 days	
	n	n	n	n	n	%	n	%	n	n	%
January	1010	843	0	0	76	8	91	9%	0	1010	100%
February	894	714	0	0	74	8	105	12%	0	893	100%
March	968	767	0	0	28	3	172	18%	1	967	100%
April	983	735	0	0	31	3	217	22%	1	983	100%
May	993	721	0	0	30	3	241	24%	1	992	100%
June	782	583	0	0	18	2	181	23%	0	782	100%
July	927	586	0	0	27	3	314	34%	0	927	100%
August	978	617	0	0	38	4	322	33%	1	977	100%
September	1021	669	2	0	62	6	287	28%	3	1018	100%
October	1023	767	15	0	19	2	225	22%	1	1011	99%
November	1072	595	395	2	65	6	113	11%	0	773	72%
December	154	0	6	0	0	0	0	0%	0	0	0%
Pakistan	10651	7597	412	2	468	4	2268	21%	8	10333	97%

* Data as of Dec 17, 2018

Comparison of Environmental Sampling Results, 2017-18*

DISTRICT	2017					2018					Last
	TOTAL	WILD			TOTAL	WILD					
	n	GRAB n	BMFS n	TOTAL n %	n	GRAB n	BMFS n	TOTAL n %			
LAHORE	62			0 0%	55	9		9 16%	12-Nov-18		
MULTAN	34	1		1 3%	34			0 0%	9-Jan-17		
DGKHAN	35			0 0%	23	1	1	2 9%	12-Sep-18		
RAWALPINDI	26	6	2	8 31%	23	12	1	13 57%	10-Nov-18		
FAISALABAD	22			0 0%	22			0 0%	2-Jul-16		
SARGODHA	11			0 0%	11			0 0%			
BAHAWALPUR	11			0 0%	11			0 0%			
RAJANPUR					11			0 0%			
CDA	12	5		5 42%	11	7		7 64%	10-Nov-18		
KHIGIQBAL	26	5	1	6 23%	22	1		1 5%	13-Sep-18		
KHIGADAP	36	21		21 58%	34	12	1	13 38%	13-Nov-18		
KHIBALDIA	12	2		2 17%	12	2		2 17%	4-Sep-18		
KHILANDHI	12	7		7 58%	11	3		3 27%	30-Jul-18		
KHIKORANGI	12	1		1 8%	10			0 0%	16-Oct-17		
KHISITE	12	5		5 42%	11	2		2 18%	3-Sep-18		
KHISADDAR					10	1		1 10%	10-Sep-18		
KHILIAQAT					10	2		2 20%	7-Nov-18		
SUKKUR	32	1	1	2 6%	23	1	1	2 9%	9-Nov-18		
HYDERABAD	12			0 0%	11	1		1 9%	9-Feb-18		
JACOBABAD	15	3	1	4 27%	13	2	1	3 23%	12-Sep-18		
SANGHAR	12			0 0%	1			0 0%			
DADU	12			0 0%	11			0 0%			
KAMBAR	12	1		1 8%	11	3		3 27%	9-Jul-18		
PESHAWAR	26	6	2	8 31%	30	19	1	20 67%	24-Nov-18		
DIKHAN	23			0 0%	22			0 0%	16-Jul-16		
BANNU	10			0 0%	12	2	1	3 25%	27-Nov-18		
KOHAT	10			0 0%	12	5		5 42%	27-Sep-18		
CHARSADA	11			0 0%	11			0 0%			
MARDAN	12			0 0%	11	2		2 18%	15-Nov-18		
NOWSHERA	11			0 0%	11	2		2 18%	18-Oct-18		
KABDULAH	24	13		13 54%	23	7		7 30%	1-Dec-18		
QUETTA	47	10	1	11 23%	45	11		11 24%	28-Nov-18		
PISHIN	12	5		5 42%	11			0 0%	2-Oct-17		
KHUZDAR	11			0 0%	11			0 0%			
LORALAI	11	3		3 27%	10	2		2 20%	17-Aug-18		
ZHOB	11			0 0%	11			0 0%	18-Dec-17		
WAZIR-S					7			0			
BAJOUR					8	5		5 63%	25-Oct-18		
PAKISTAN	637	95	8	103 16%	626	114	7	121 19%	1-Dec-18		

New Positive Samples

* Afp.rec Data as of 17-12-2018

WPV and cVDPV Cases by District in 2018

PROVINCE	DISTRICT	WPV Cases		cVDPV Cases	
		Onset of Last Case	Cases	Onset of Last Case	Cases
SINDH	KHIGADAP	22-Sep	1		
KPTD	KHYBER	25-Sep	1		
KPTD	BAJOUR	07-Oct	2		
KP	CHARSADA	1-Aug	1		
BALUCHISTAN	DUKKI	18-May	3		
PAKISTAN		07-Oct	8		

Map 2.1: Point in Time Comparison of Wild Polio virus, Compatible and cVDPV2 isolates

Infected districts/Towns/Agencies/Areas

On the basis of WPV isolation

- WPV cases = 07
- Sewage water = 14 (no WPV case)
- Total = 21

2017

Source

AFP Surveillance

- P1 = 08
- Compatible = 02
- cVDPV Cases = -
- cVDPV Env = -

Sewage water

- Grab = 95
- BMFS = 08

Infected districts/Towns/Agencies/Areas

On the basis of WPV isolation

- WPV cases = 05
- Sewage water = 22 (no WPV case)
- Total = 27

2018

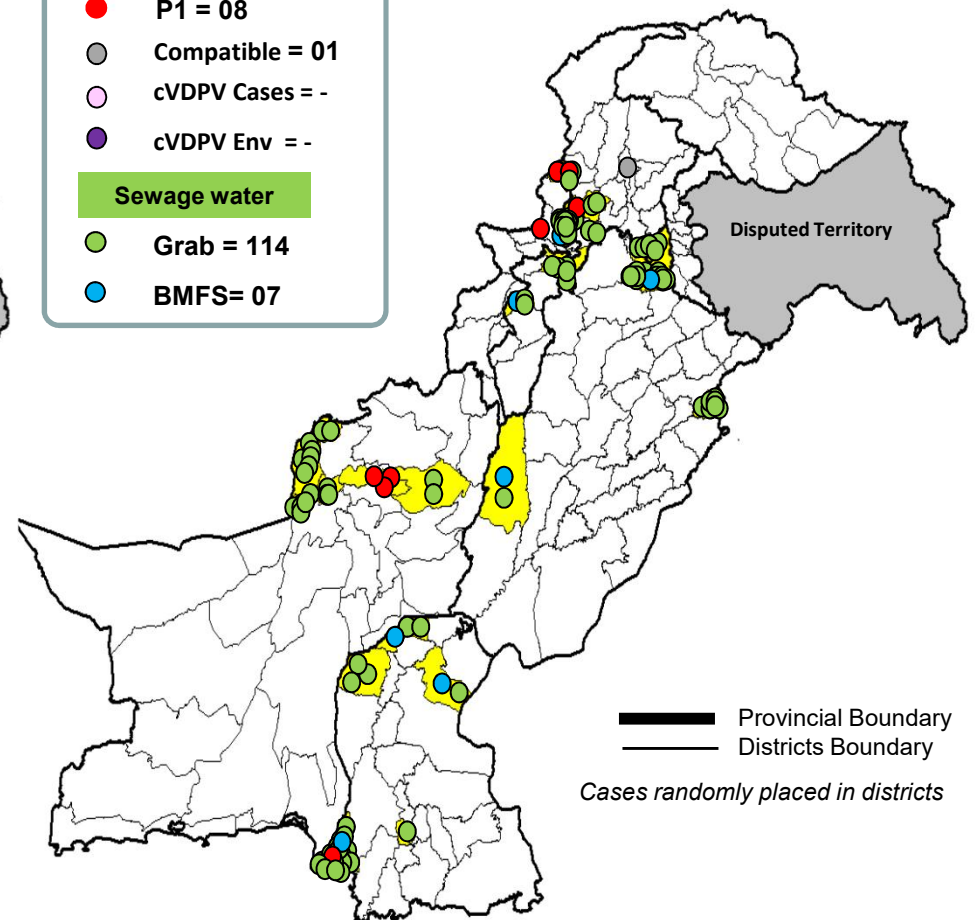
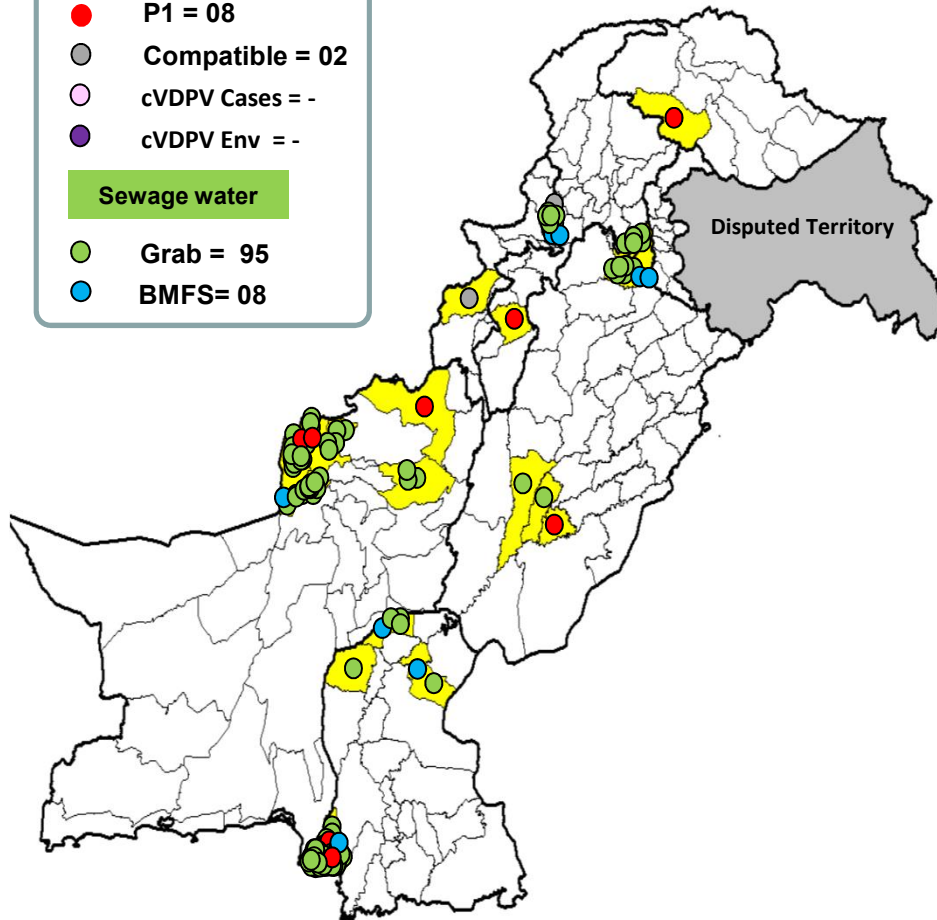
Source

AFP Surveillance

- P1 = 08
- Compatible = 01
- cVDPV Cases = -
- cVDPV Env = -

Sewage water

- Grab = 114
- BMFS = 07



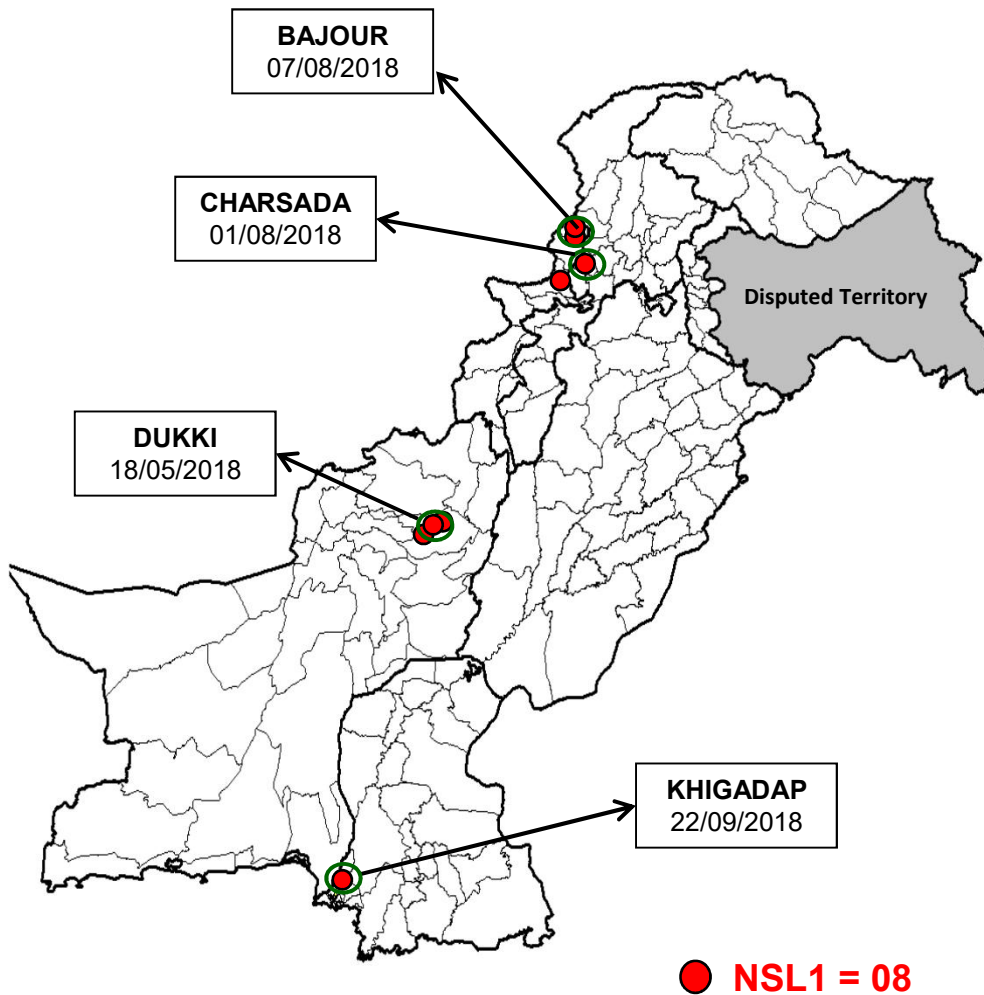
— Provincial Boundary
 — Districts Boundary

Cases randomly placed in districts

* Afp.rec Data as of 17-12-2018

Map1: Distribution of Wild Polio Cases Pakistan 2017-2018*

Districts/Towns with Wild Polio Cases = 05



Province/ Country	Date of Last Case		Number of cases 2017		Number of cases 2018	
	P1	P3	P1	P3	P1	P3
KP-TD	Oct, 2018	Apr, 2012	-	-	03	-
KHYBER-PAKHTUNKHWA	Aug, 2018	Oct, 2010	01	-	01	-
SINDH	Sep, 2018	Jan, 2010	02	-	01	-
BALUCHISTAN	May, 2018	Apr, 2010	03	-	03	-
PUNJAB	Jan, 2017	Jun, 2010	01	-	-	-
AJK	Jun, 2000	Jun, 2000	-	-	-	-
GILGIT-BALTISTAN	Feb, 2017	-	01	-	-	-
ISLAMABAD	Sep, 2008	Sep, 2008	-	-	-	-
PAKISTAN	Oct, 2018	Apr, 2012	08	-	08	-

○ District with last polio case in province

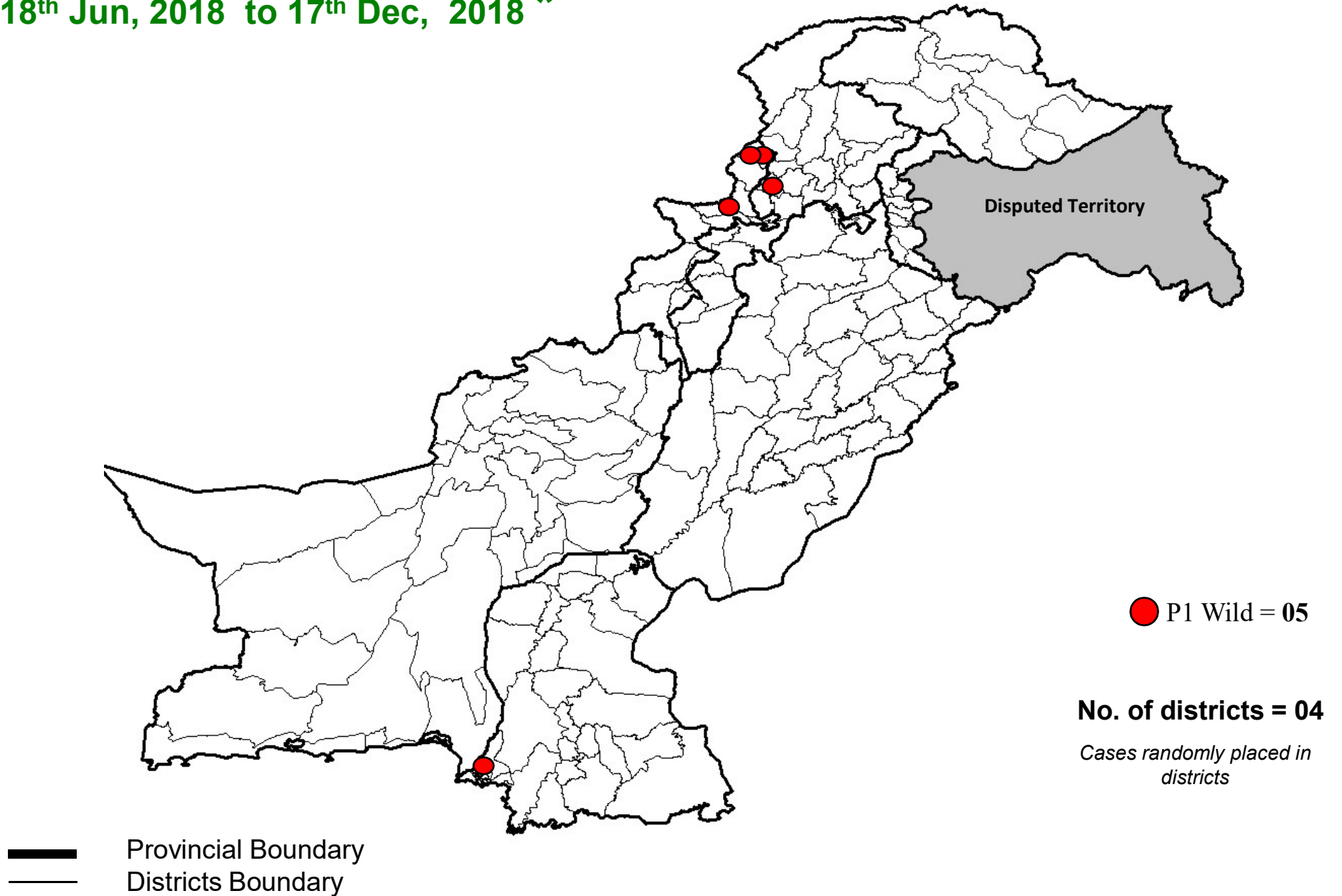
— Provincial Boundary
— Districts Boundary

Cases randomly placed in districts

* Afp.rec Data as of 17-12-2018

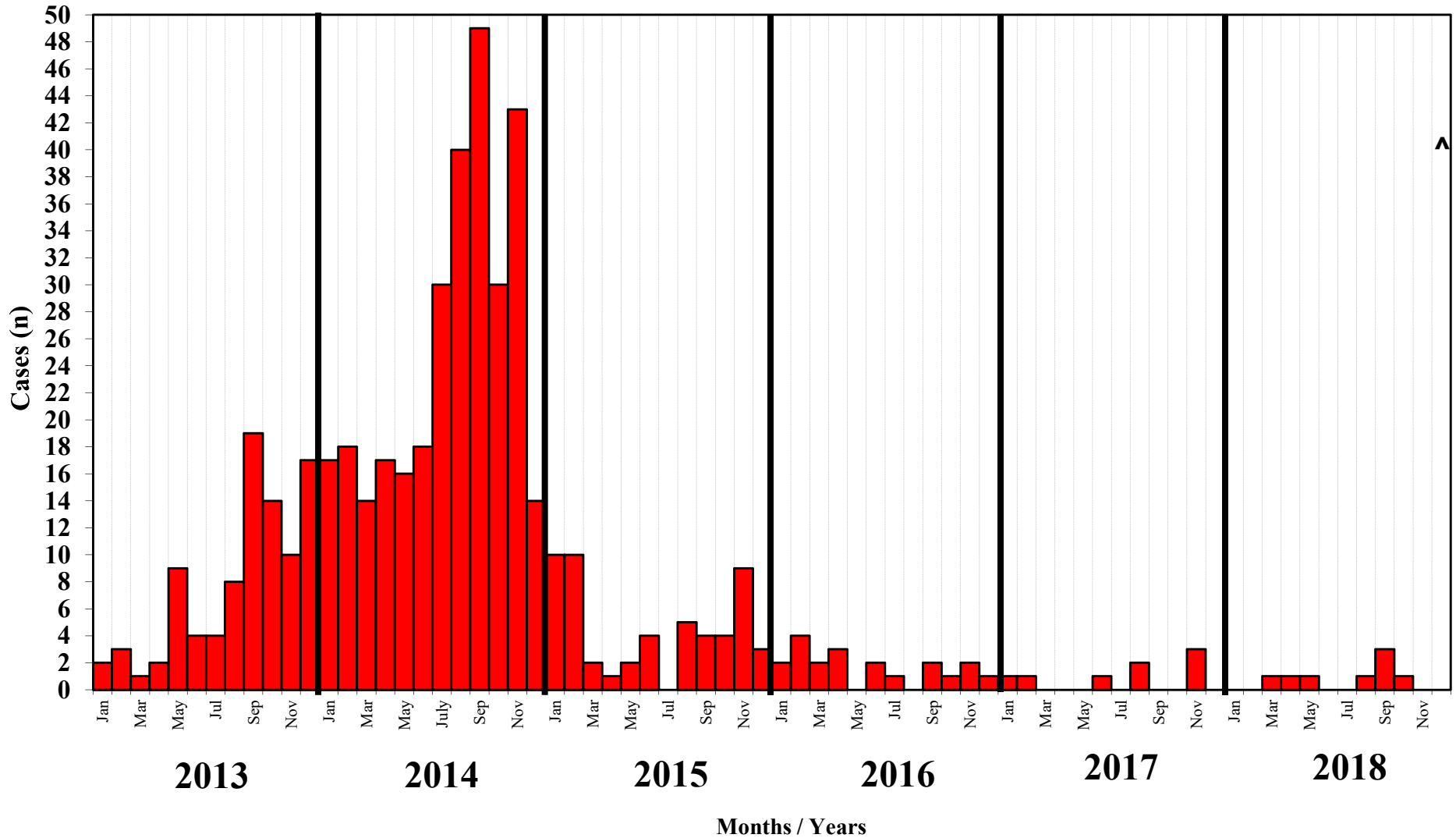
Map 3: Wild Polio cases in the last 6 months

18th Jun, 2018 to 17th Dec, 2018 *



* Afp.rec Data as of 17-12-2018

Confirmed Polio Cases 2013-2018*

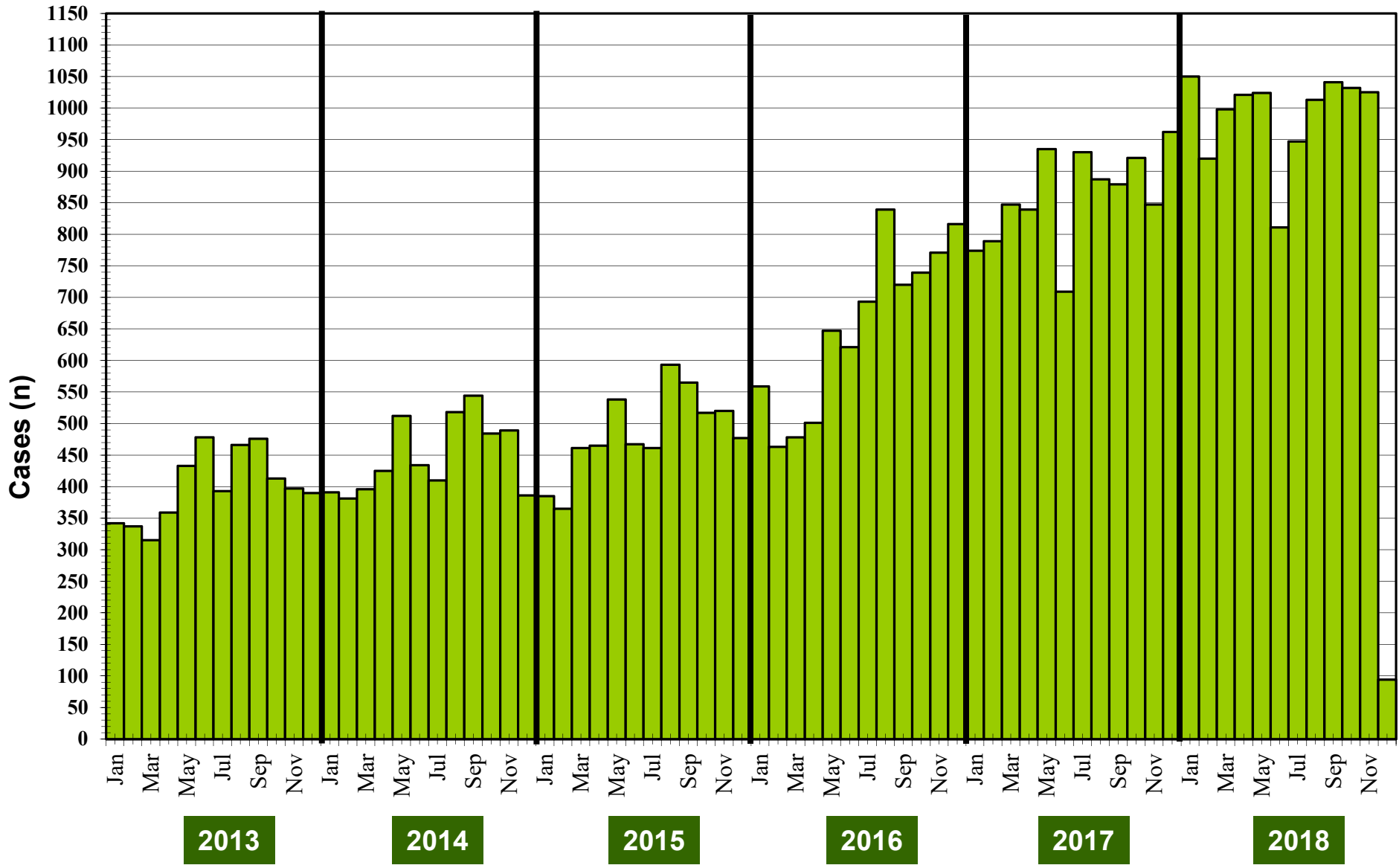


* Afp.rec Data as of 17-12-2018

■ NSL1

^ Data incomplete

Graph 1: Distribution of AFP Cases by Month, Pakistan 2013-2018*



* Afp.rec Data as of 17-12-2018

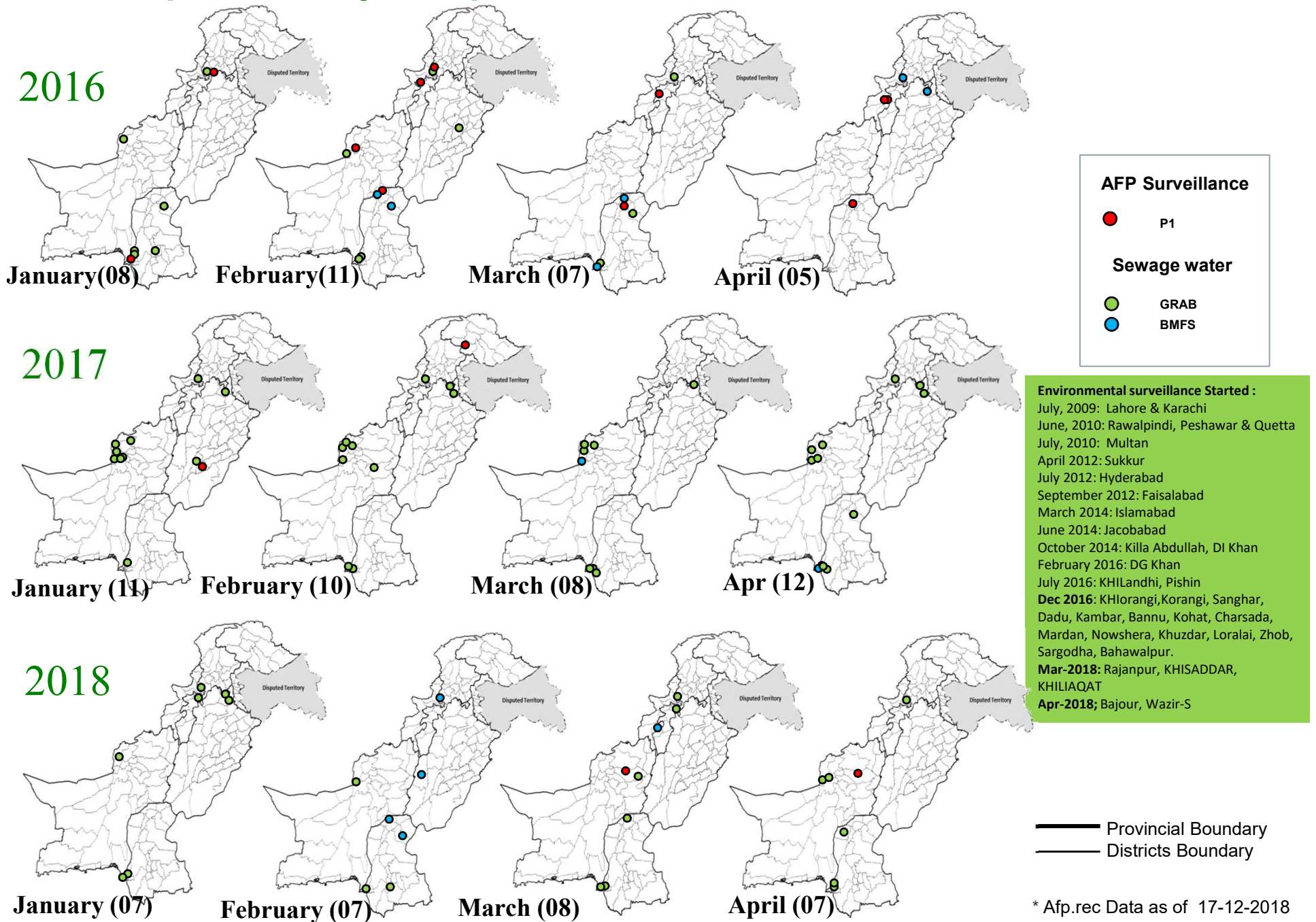
**Table 4: Distribution of AFP Cases By Week of Onset [^]
Pakistan- 2018* [Week number / Ending on]**

PROVINCE	W 35 01 Sep 2018	W 36 08 Sep 2018	W 37 15 Sep 2018	W 38 22 Sep 2018	W 39 29 Sep 2018	W 40 06 Oct 2018	W 41 13 Oct 2018	W 42 20 Oct 2018	W 43 27 Oct 2018	W 44 03 Nov 2018	W 45 10 Nov 2018	W 46 17 Nov 2018	W 47 24 Nov 2018	W 48 01 Dec 2018	W 49 08 Dec 2018
PUNJAB	109	121	108	86	108	95	107	99	106	107	108	110	101	91	40
SINDH	46	40	49	62	61	29	47	61	42	44	41	43	48	46	9
KPAKHTUNKHWA	56	48	36	56	60	49	51	61	47	45	78	51	48	41	14
KPTD	8	10	8	10	13	11	23	17	10	15	22	14	11	5	4
BALUCHISTAN	14	17	10	10	17	12	11	15	6	6	13	15	10	5	3
AJK	5	7	4	8	4	5	3	7	5	8	4	5	3	6	0
GBALTISTAN	2	3	1	1		2	1	1	1	2	1	1	3	1	0
ISLAMABAD	4	2	6	4	5	3	6	3	6	3	3	2	4	2	2
PAKISTAN	244	248	222	237	268	206	249	264	223	230	270	241	228	197	72

* Afp.rec & Afplab.rec: Data as of 17-12-2018

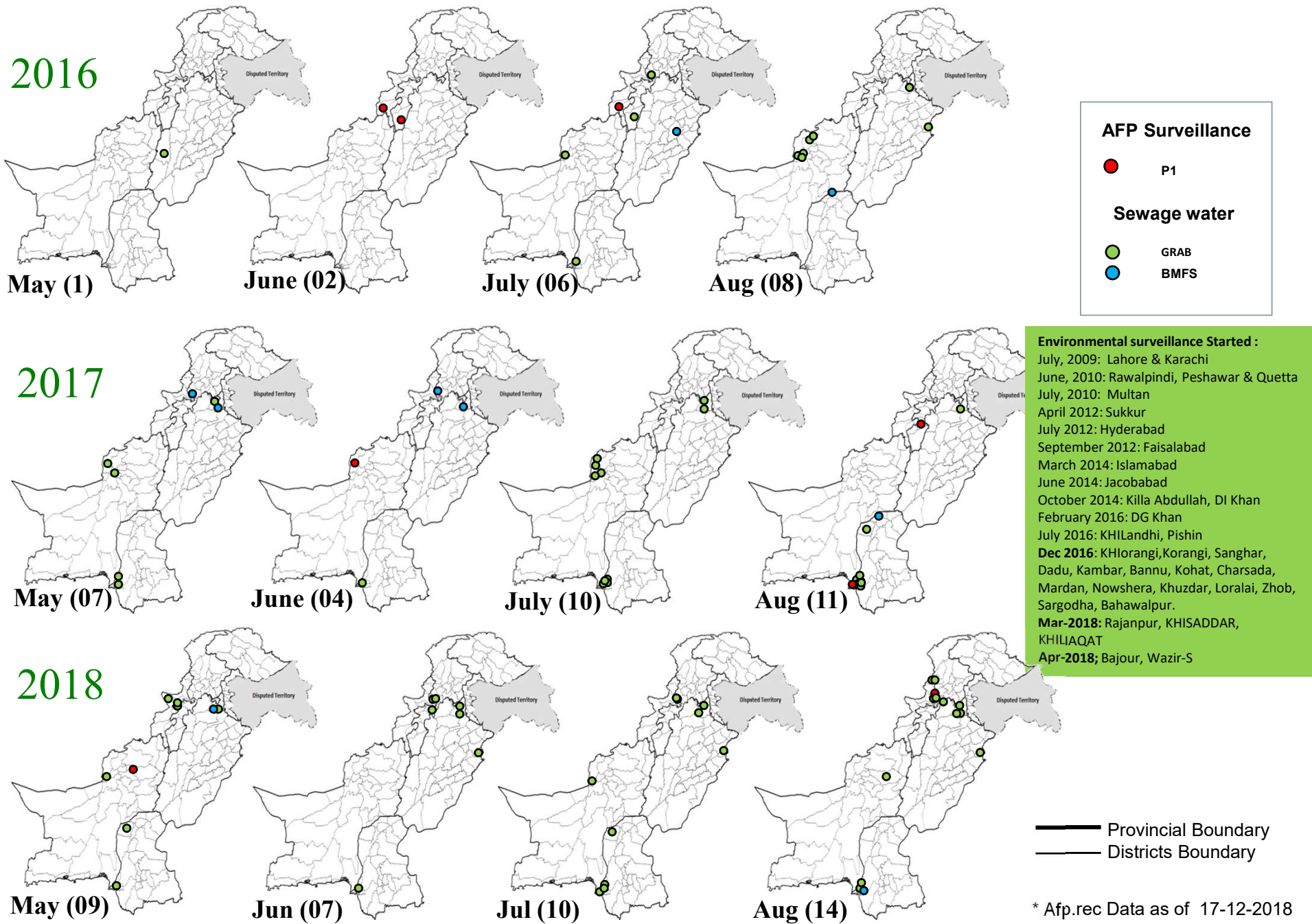
[^] MMWR Epidemiological Weeks

Map 4: Monthly Comparison of Polio Cases/Isolates 2016-2018*



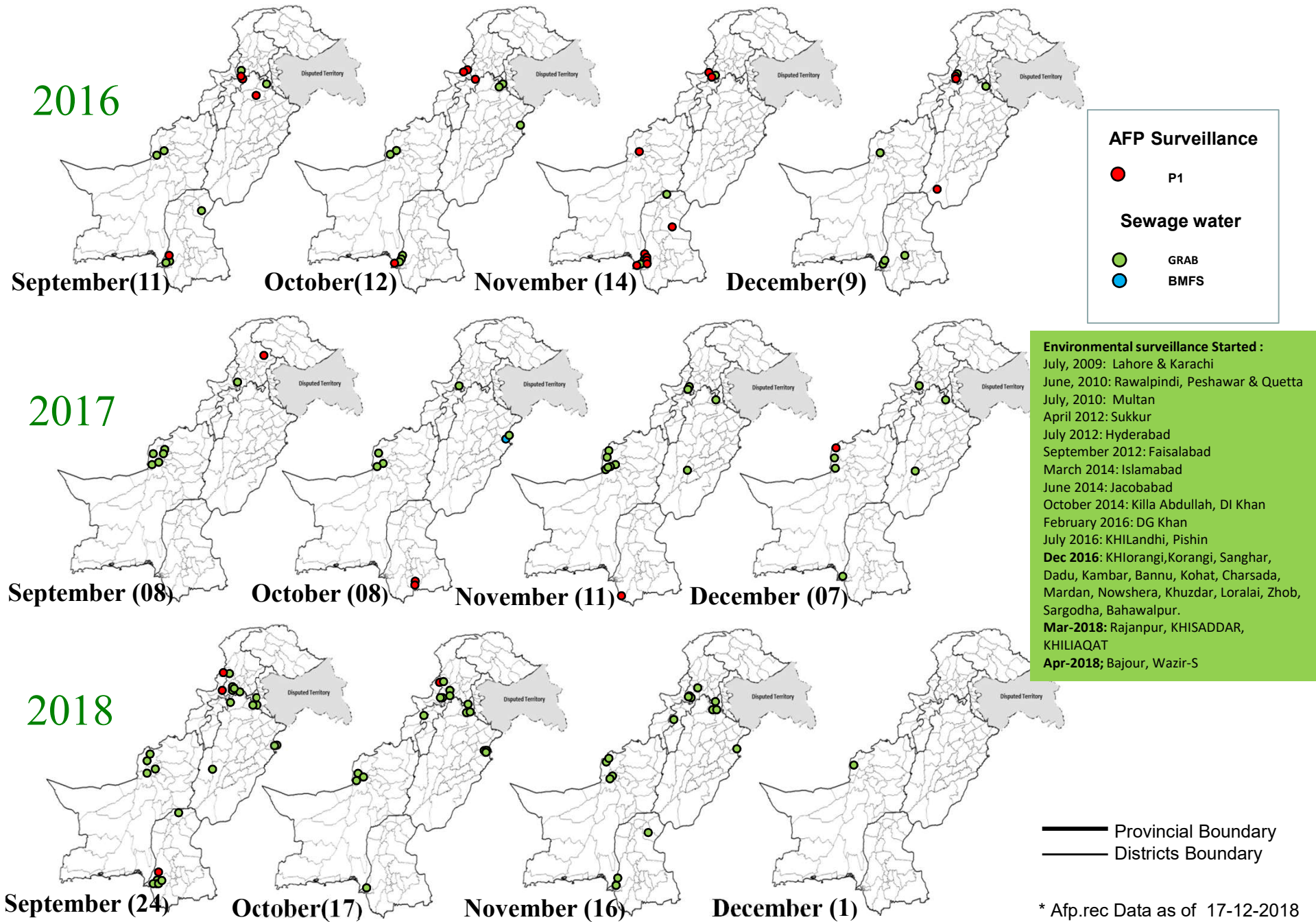
* Afp.rec Data as of 17-12-2018

Map 4.1: Monthly Comparison of Polio Cases/Isolates 2016-2018*



* Afp.rec Data as of 17-12-2018

Map 4.2: Monthly Comparison of Polio Cases/Isolates 2016-2018*



* Afp.rec Data as of 17-12-2018

Table 5: Polio Eradication Update, Pakistan 2015-2018*

Province/Region	Polio 1			
	2015	2016	2017	2018
KP-TD	16	02	-	03
KP	17	08	01	01
SINDH	12	08	02	01
PUNJAB	02	-	01	-
BALUCHISTAN	07	02	03	03
AJK	-	-	-	-
Gilgit-Baltistan	-	-	01	-
ISLAMABAD	-	-	-	-
PAKISTAN	54	20	08	08

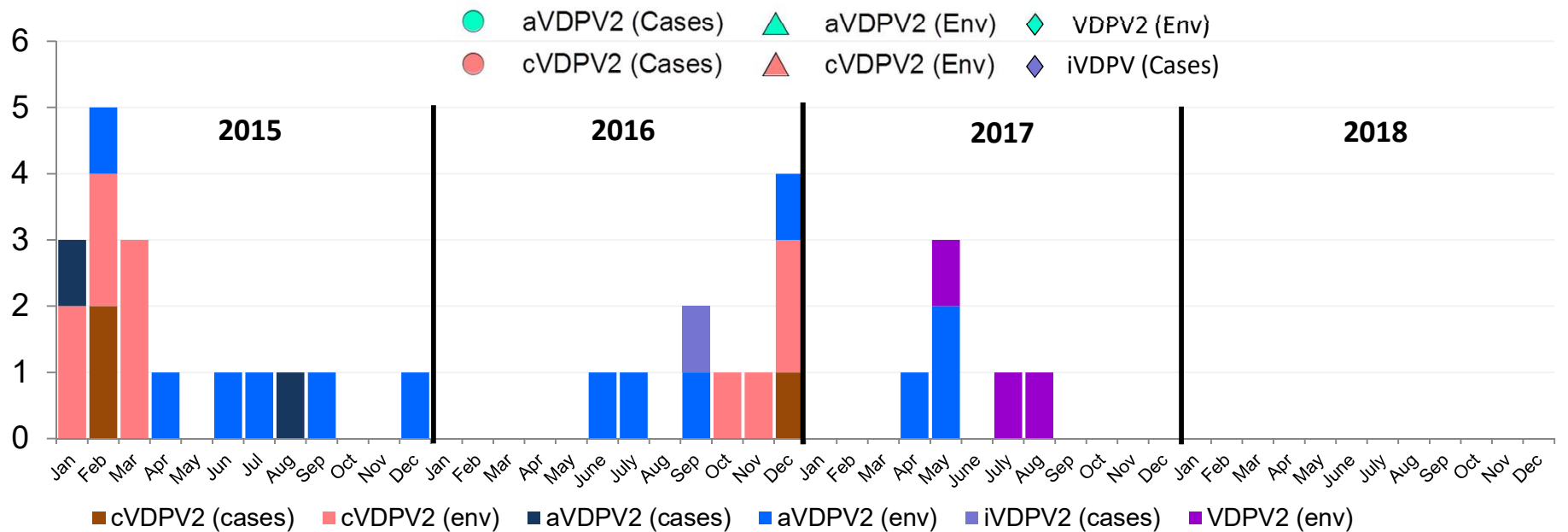
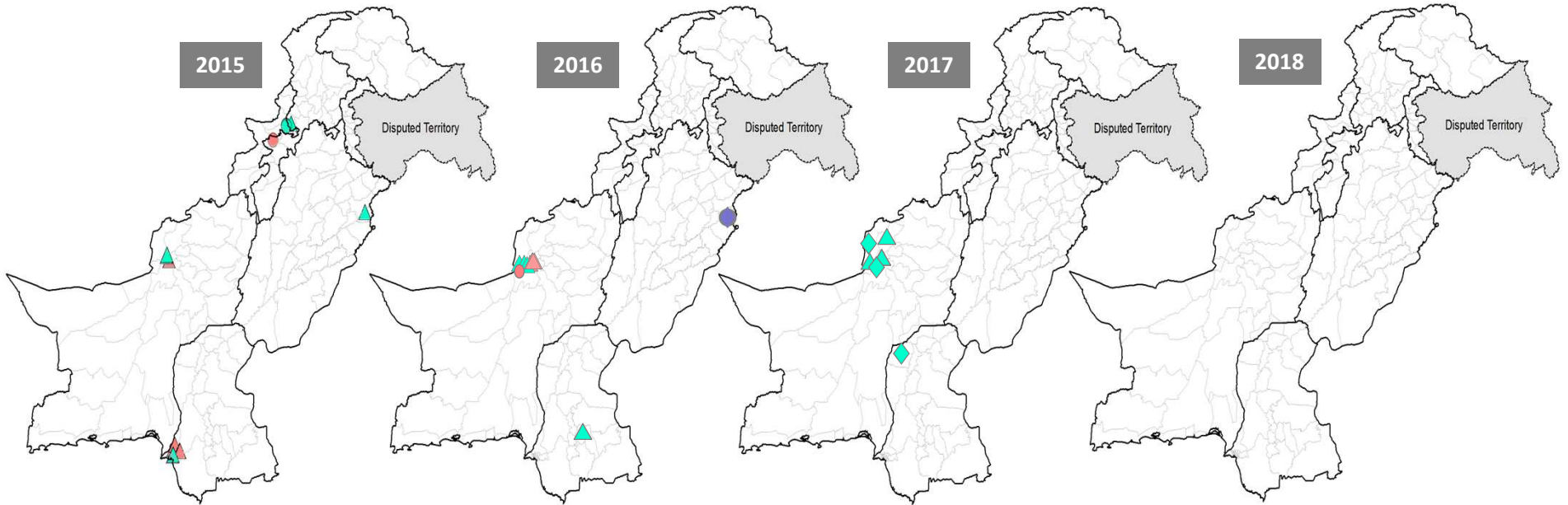


* Afp.rec Data as of 17-12-2018

VDPV2 isolates, 2014 to 2018*

DISTRICT	2014				2015				2016					2017					2018			
	aVDPV-2		cVDPV-2		aVDPV-2		cVDPV-2		aVDPV-2		iVDPV-2		cVDPV-2		VDPV2		aVDPV-2		cVDPV-2			
	Cases	Env	Cases	Env	Cases	Env	Cases	Env	Cases	Env	Cases	Env	Cases	Env	Env	Cases	Env	Cases	Env			
JAFARABAD																						
MASTUNG																						
PISHIN														1								
QUETTA					2		1			3			1	4		2				1		
KABDULAH																				1		
BALOCHISTAN					2		1			3			1	4		3				2		
KHYBER	1		2		1		1															
MOHMAND																						
WAZIR-N	2		7																			
WAZIR-S	1																					
KP-TD	4		17		1		1															
FR BANNU			8																			
BANNU			1																			
HANGU							1															
LAKKIMRWT			1																			
PESHAWAR			1				1															
KPAKHTUNKHWA			3		1		1															
LAHORE	1						1					1										
PUNJAB	1				1					1												
KAMBAR																				1		
KHIGADAP		2	1	7																6		
KHIGIQBAL		1					2															
KHIGULBERG							1															
HYDERABAD												1										
SINDH		3	1	7	1	2		6		1										1		
PAKISTAN	5	3	21	7	2	6	2	7		4	1		1	4		3				3		

VDPV isolates (Cases + ES), 2015 – 2018*



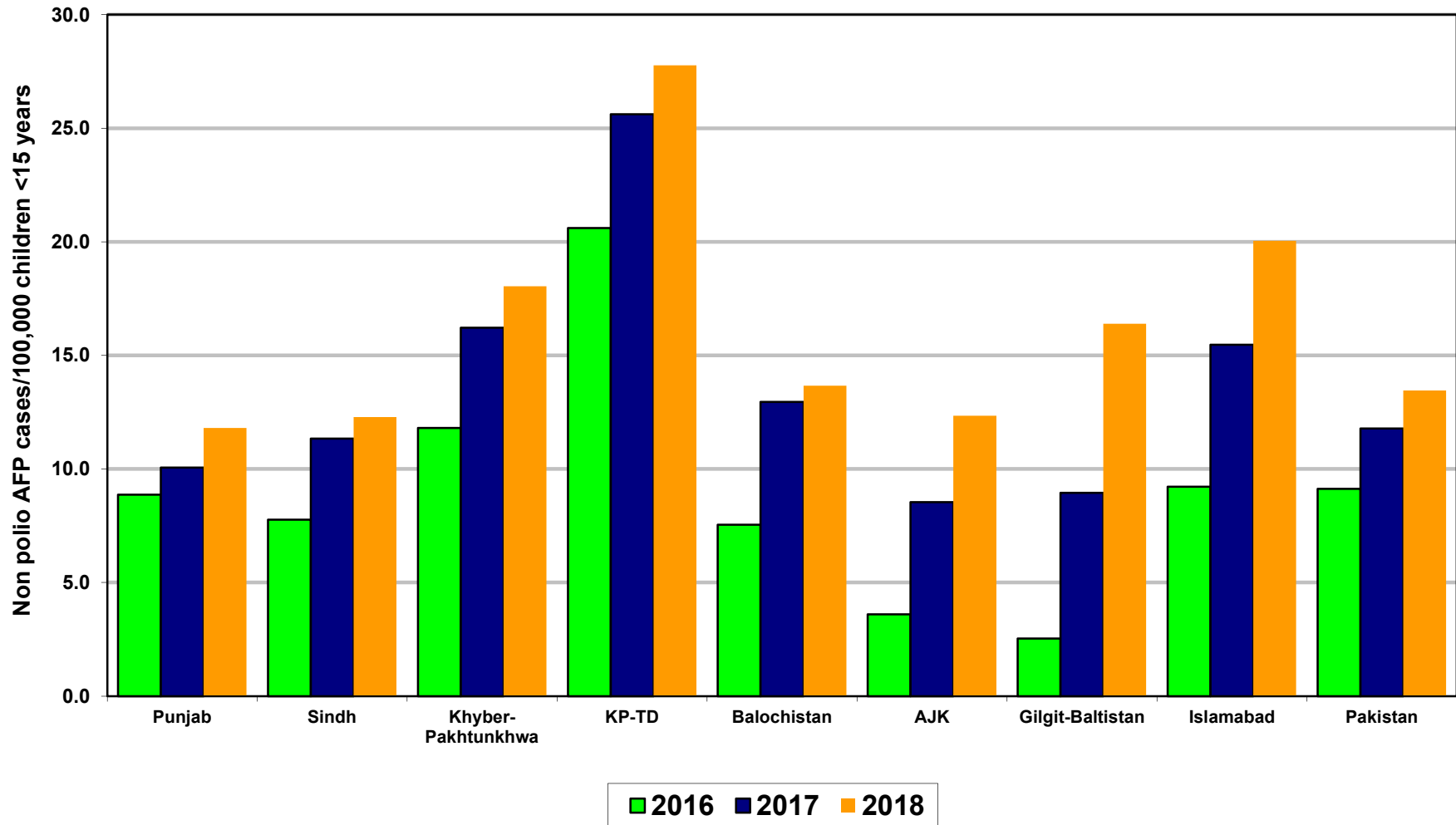
* Afp.rec Data as of 17-12-2018

Table 6: Vaccination status of non polio AFP cases age 6-59 months 2016-2018*

REGION	0 dose			1-2 doses			3 doses			4-6 doses			7+ doses		
	16	17	18	16	17	18	16	17	18	16	17	18	16	17	18
Central Punjab	0%	0%	0%	0%	0%	0%	1%	1%	1%	3%	3%	3%	97%	96%	97%
North Punjab	0%	0%	0%	0%	0%	0%	0%	1%	1%	2%	2%	3%	98%	97%	96%
South Punjab	0%	0%	0%	0%	0%	0%	0%	0%	0%	2%	2%	1%	98%	98%	98%
PUNJAB	0%	0%	0%	0%	0%	0%	0%	1%	1%	2%	2%	2%	97%	97%	97%
Karachi	0%	1%	0%	1%	1%	0%	1%	1%	2%	5%	7%	4%	93%	91%	93%
North Sindh	0%	0%	0%	0%	0%	0%	0%	0%	0%	5%	3%	2%	94%	97%	97%
South Sindh	0%	0%	0%	1%	0%	0%	1%	1%	1%	6%	4%	3%	92%	95%	96%
SINDH	0%	0%	0%	1%	0%	0%	1%	0%	1%	5%	4%	3%	93%	95%	96%
Central Khyber Pakhtunkhwa	0%	0%	0%	0%	1%	0%	0%	0%	0%	1%	1%	1%	98%	98%	98%
North Khyber Pakhtunkhwa	0%	0%	0%	1%	1%	1%	0%	1%	0%	3%	4%	2%	96%	94%	96%
South Khyber Pakhtunkhwa	1%	0%	3%	2%	2%	0%	1%	2%	0%	3%	5%	4%	94%	91%	93%
Khyber Pakhtunkhwa	0%	0%	1%	1%	1%	0%	0%	1%	0%	2%	3%	2%	96%	95%	97%
KP-TD	0%	0%	0%	2%	0%	0%	1%	1%	0%	9%	8%	3%	89%	91%	96%
Rest of Balochistan	7%	3%	0%	7%	9%	6%	2%	4%	2%	23%	13%	17%	62%	71%	75%
North Balochistan	0%	4%	0%	3%	6%	3%	3%	2%	0%	10%	10%	13%	83%	78%	84%
Quetta Block	1%	0%	3%	1%	1%	1%	4%	0%	0%	10%	7%	2%	83%	92%	94%
BALUCHISTAN	2%	2%	1%	3%	4%	3%	3%	3%	1%	13%	10%	10%	80%	82%	86%
PAKISTAN	0%	0%	0%	1%	1%	0%	1%	1%	1%	4%	4%	3%	95%	95%	96%

* Afp.rec Data as of 17-12-2018

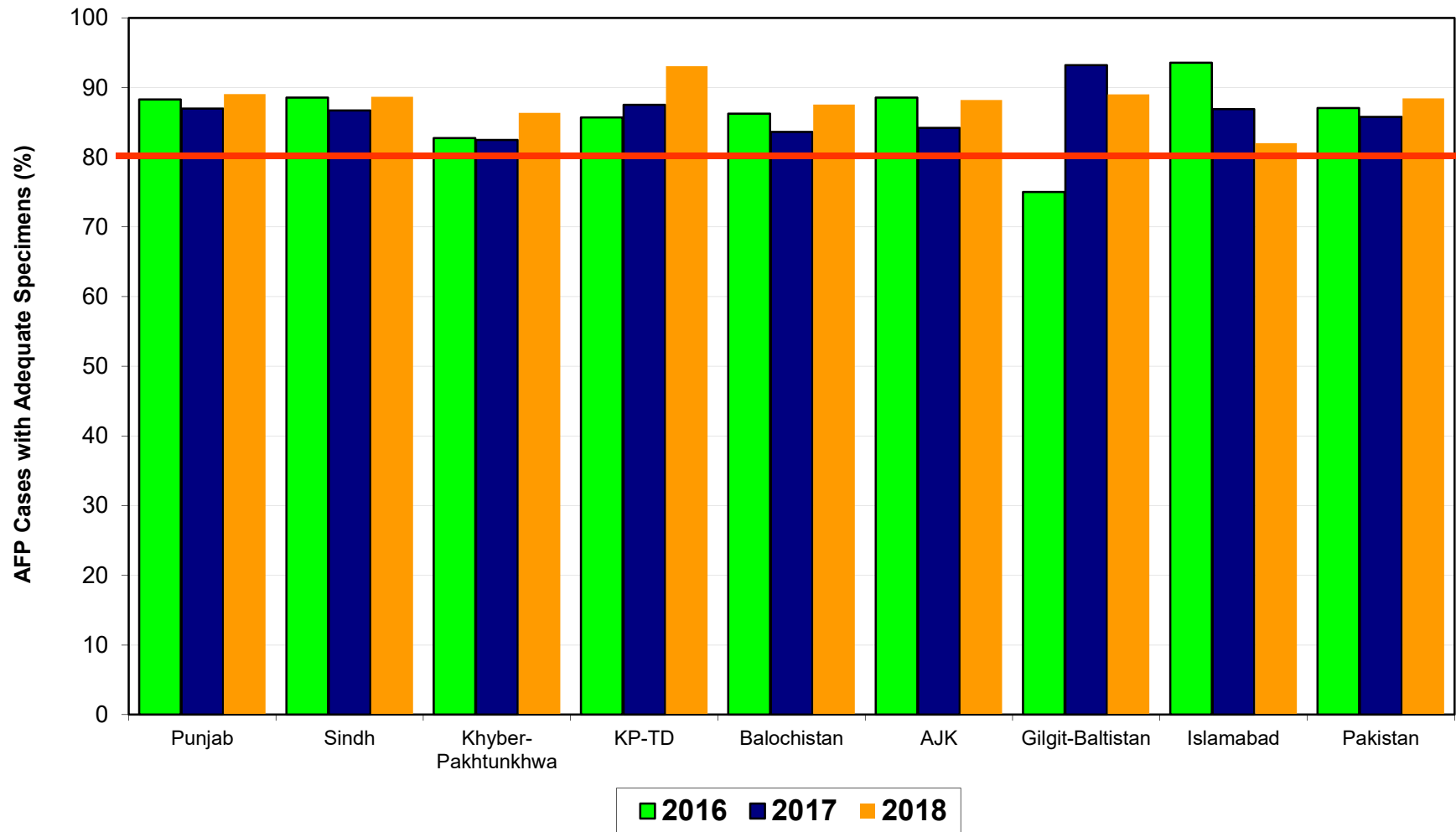
Non Polio AFP Rate By Province/Regions, 2016-2018*



Minimum Target Non-Polio AFP Rate is 6/100000 < 15 years of the age

* Afp.rec Data as of 17-12-2018

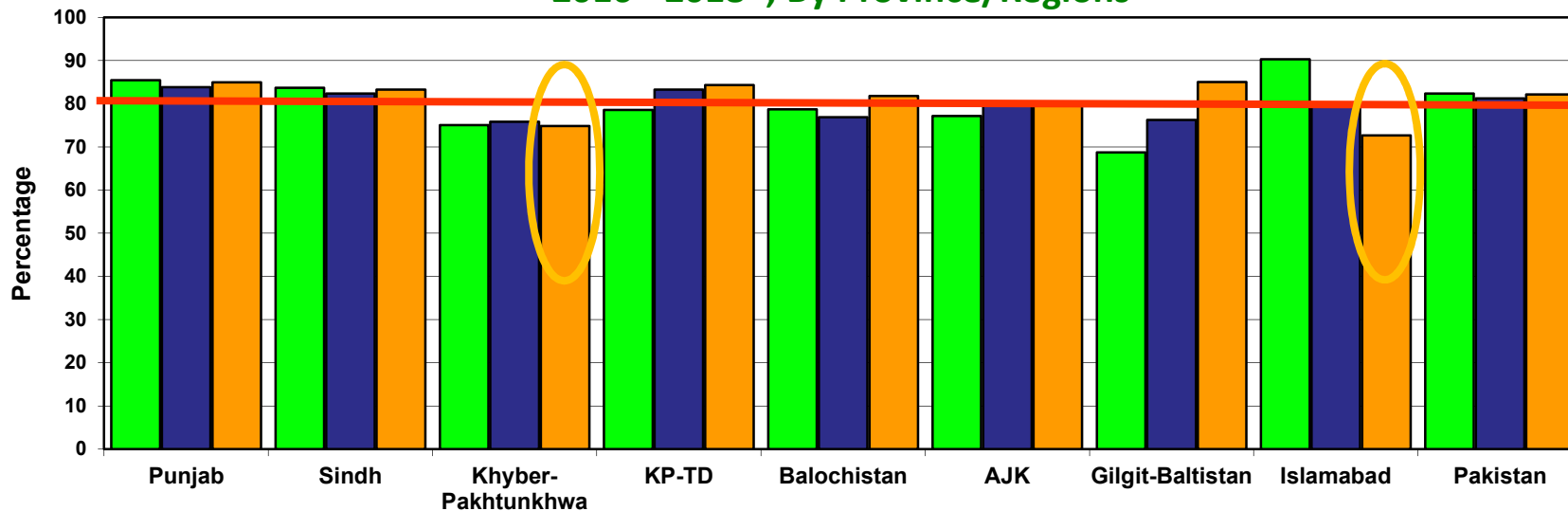
Percent AFP Cases with Adequate Specimens By Province/Regions, 2016-2018*



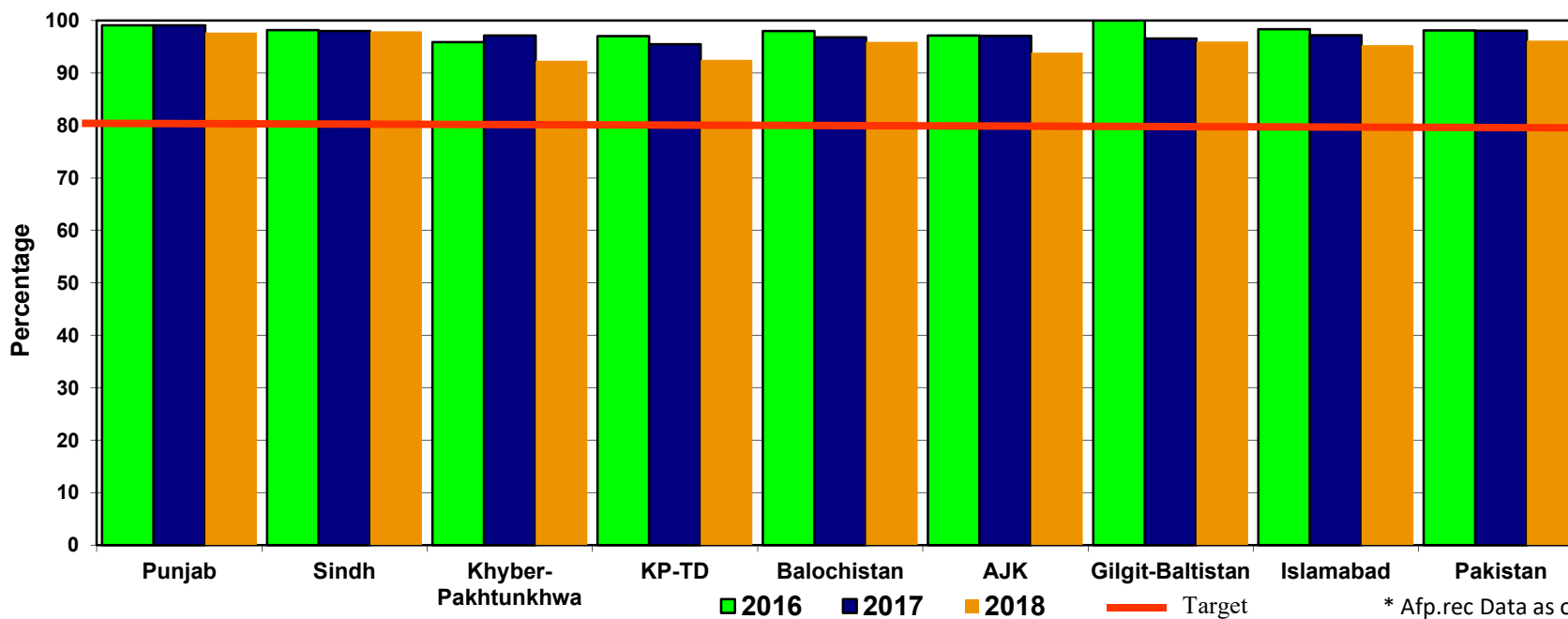
* Afp.rec Data as of 17-12-2018

— Target Adequate Sample cases = 80%

**Graph 5: Percent AFP Cases Notified within 07 days of paralysis onset
2016 - 2018*; By Province/Regions**

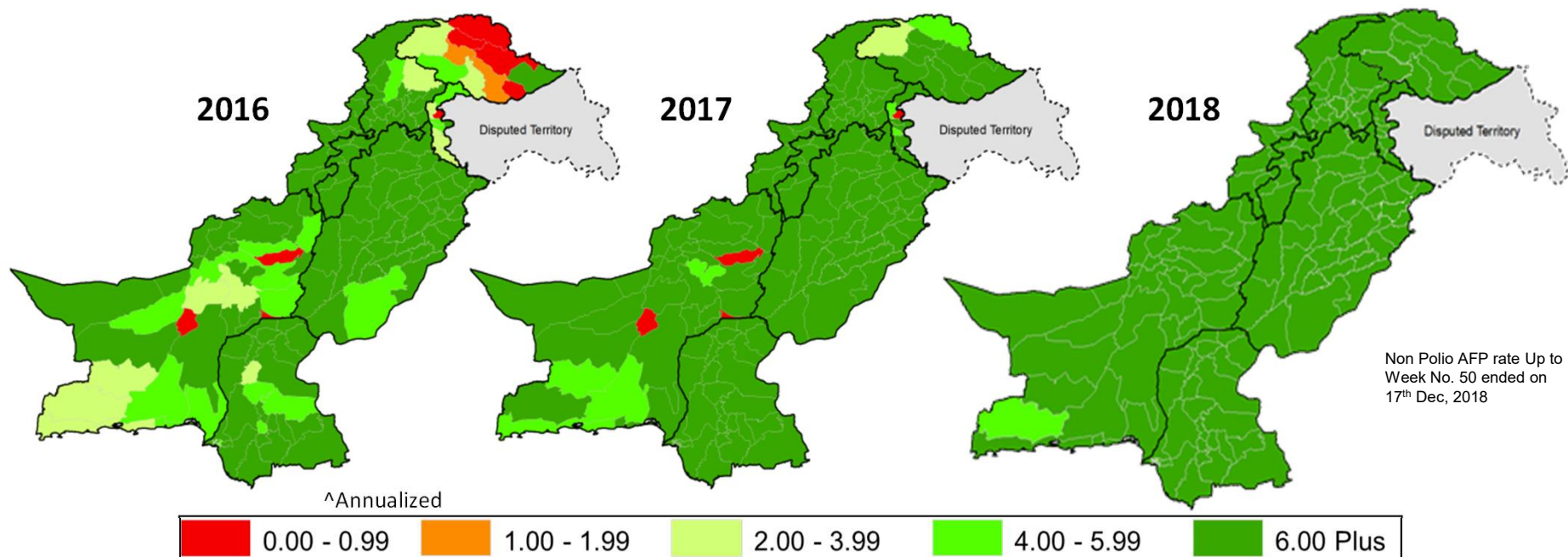


**Graph 6: Percent AFP Cases Investigated within 48 hours of notification
2016 ~ 2018*; By Province/Regions**

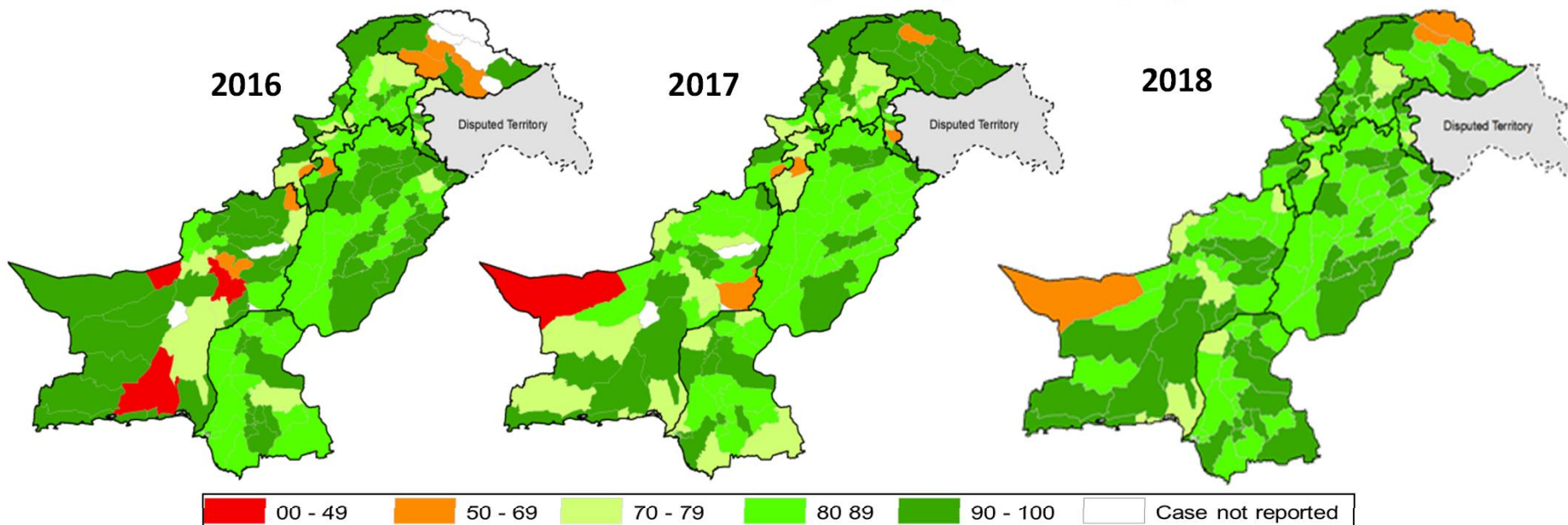


* Afp.rec Data as of 17-12-2018

Non-Polio ^ AFP Rate by District



Percent AFP Cases with Adequate Specimens, by District



**Table 7.4: AFP CASES PENDING FOR CLASSIFICATION
WITH DATE OF ONSET MORE THAN 90 DAYS* 2018 Page (1/4)**

S. No	DISTRICT	TEHSIL	EPID	SEX	AGE	DONSET	DOSESE	DSTOOL1	DSTOOL2	LAB	FEVER	ASVM	PROG	FUP	PEND (DAYS)
1	BAHWLNAGAR	BAHWLNAGAR	PB/73/18/125	M	30	01-09-18	7+	12-11-18	13-11-18	EV	UK	UK	UK		103
2	HARIPUR	HARIPUR	KP/12/18/800	F	84	17-07-18	7+	10-08-18	11-08-18	NVI	UK	UK	UK		149
3	NFEROZ	NFEROZ	SD/45/18/038	M	48	25-08-18	7+	10-10-18	11-10-18	EV	N	Y	Y		110
4	PISHIN	PISHIN	BN/12/18/800	F	36	06-08-18	7+	21-08-18	22-08-18	EV	UK	UK	UK		129
5	WAZIR-S	WAZIR-S	TD/65/18/800	M	3	05-09-18	7+	05-10-18	07-10-18	NVI	UK	UK	UK		99
6	BHAKKAR	DARYA KHAN	PB/44/18/033	M	54	24-08-18	7+	21-09-18	22-09-18	EV	Y	N	Y	Y	111
7	BHAKKAR	KALOOR KOT	PB/44/18/042	M	56	24-08-18	7+	28-09-18	29-09-18	NVI	N	N	Y	Y	111
8	FAISALABAD	JARANWALA	PB/51/18/217	M	27	11-09-18	7+	18-10-18	20-10-18	EV	Y	Y	N	Y	93
9	GUJRANWALA	AROOP TOWN	PB/21/18/196	M	96	22-08-18	7+	13-09-18	14-09-18	NVI	N	N	Y	Y	113
10	GUJRAT	SARAI ALAMGIR	PB/23/18/086	M	84	07-09-18	7+	DIED BEFORE STOOL			Y	N	Y	DIED	97
11	JHANG	SHORKOT	PB/53/18/069	M	18	31-08-18	7+	DIED BEFORE STOOL			Y	N	Y	DIED	104
12	KASUR	KOT RADHA KISHAN	PB/32/18/077	M	156	29-07-18	7+	19-08-18	20-08-18	NVI	N	N	Y	Y	137
13	KHANEWAL	MIAN CHANU	PB/62/18/095	M	60	10-09-18	7+	28-09-18	30-09-18	NVI	Y	Y	Y	DIED	94
14	KHANEWAL	KHANEWAL	PB/62/18/107	F	96	07-09-18	7+	26-10-18	27-10-18	NVI	Y	Y	Y	Y	97
15	LAHORE	AZIZ BHATTI TOWN	PB/31/18/289	M	15	05-09-18	7+	LATE NOTIFIED			N	N	Y		99
16	LAHORE	GULBERG TOWN	PB/31/18/327	M	30	01-09-18	7+	17-10-18	18-10-18	EV	Y	Y	Y	Y	103
17	LAYYAH	CHOUBARA	PB/84/18/049	F	36	21-08-18	7+	03-09-18		NVI	Y	Y	UK	DIED	114
18	LODHRAN	DUNYA PUR	PB/64/18/065	F	144	30-08-18	7+	21-09-18	26-09-18	NVI	Y	N	Y	Y	105
19	LODHRAN	LODHRAN	PB/64/18/066	F	57	04-09-18	7+	25-09-18	26-09-18	NVI	Y	Y	Y	Y	100
20	MBDIN	PHALIA	PB/24/18/060	F	14	23-08-18	7+	08-09-18	09-09-18	NVI	Y	Y	Y	Y	112
21	MBDIN	M.B DIN	PB/24/18/068	M	111	28-08-18	7+	24-10-18	25-10-18	NVI	N	N	Y	Y	107
22	MIANWALI	PIPLAN	PB/43/18/062	F	36	26-08-18	7+	LATE NOTIFIED			Y	N	N	Y	109
23	MULTAN	MULTAN URBAN	PB/61/18/118	F	24	05-09-18	7+	22-09-18	23-09-18	NVI	Y	Y	Y	Y	99
24	MUZFARGARH	ALIPUR	PB/83/18/206	M	18	24-08-18	7+	26-09-18	27-09-18	NVI	Y	Y	Y	Y	111
25	MUZFARGARH	MUZAFFARGARH	PB/83/18/212	M	72	13-09-18	7+	06-10-18	10-10-18	NVI	Y	Y	Y		91
26	MUZFARGARH	JATOI	PB/83/18/229	F	7	04-09-18	7+	20-10-18	21-10-18	NVI	Y	Y	Y		100
27	MUZFARGARH	JATOI	PB/83/18/231	M	14	21-08-18	3	LATE NOTIFIED			Y	Y	Y		114
28	NANKANASAHIB	NANKANA SAHIB	PB/35/18/043	M	42	11-09-18	7+	DIED BEFORE STOOL			Y	Y	Y	DIED	93
29	OKARA	OKARA	PB/34/18/126	M	156	09-09-18	7+	25-09-18	26-09-18	EV	Y	Y	Y	Y	95
30	PAKPATTEN	ARIFWALA	PB/66/18/075	M	36	04-09-18	7+	14-10-18	18-10-18	NVI	Y	Y	Y	Y	100
31	RAJANPUR	JAM PUR	PB/82/18/111	M	12	30-08-18	7+	DIED BEFORE STOOL			Y	Y	Y	DIED	105
32	RAJANPUR	JAM PUR	PB/82/18/118	F	18	13-09-18	7+	DIED BEFORE STOOL			Y	N	Y	DIED	91
33	RAWALPINDI	KAHUTA	PB/11/18/195	M	96	07-09-18	7+	27-09-18	28-09-18	NVI	N	Y	Y	Y	97
34	RYKHAN	RAHIMYAR KHAN	PB/72/18/197	M	75	20-08-18	7+	DIED BEFORE STOOL			Y	N	Y	DIED	115
35	RYKHAN	RAHIMYAR KHAN	PB/72/18/215	F	84	24-08-18	7+	12-09-18	14-09-18	NVI	Y	Y	Y	Y	111
36	SAHIWAL	SAHIWAL	PB/65/18/090	F	52	12-09-18	7+	DIED BEFORE STOOL			Y	Y	Y	DIED	92
37	SARGODHA	BHULWAL	PB/41/18/080	F	144	26-08-18	3	09-09-18	12-09-18	EV	Y	N	Y	Y	109
38	SARGODHA	SARGODHA	PB/41/18/097	M	14	25-08-18	7+	29-09-18	01-10-18	NVI	N	Y	Y	Y	110
39	SARGODHA	SARGODHA	PB/41/18/104	F	41	20-08-18	7+	LATE NOTIFIED			N	Y	Y	Y	115
40	SHEIKHUPURA	SHEIKHUPURA	PB/33/18/090	M	288	23-07-18	7+	17-08-18	18-08-18	NVI	Y	Y	Y	Y	143
41	SHEIKHUPURA	SHARAQPUR	PB/33/18/095	M	228	01-08-18	7+	29-08-18	31-08-18	NVI	Y	Y	Y	Y	134
42	BADIN	MATLI	SD/23/18/050	M	36	08-08-18	7+	20-08-18	29-08-18	EV	N	N	Y	Y	127

* Afp.rec Data as of 17-12-2018

€ Based on recall of parents

60 days Follow-up not done

FUP = Residual Weakness at 60 days follow up.

**Table 7.4: AFP CASES PENDING FOR CLASSIFICATION
WITH DATE OF ONSET MORE THAN 90 DAYS* 2018 Page (2/4)**

S. No	DISTRICT	TEHSIL	EPID	SEX	AGE	DONSET	DOSESE	DSTOOL1	DSTOOL2	LAB	FEVER	ASVM	PROG	FUP	PEND (DAYS)
43	BADIN	GOLARCHI	SD/23/18/056	F	11	25-08-18	7+	DIED BEFORE STOOL			Y	N	Y	DIED	110
44	DADU	MEHAR	SD/24/18/045	F	74	28-04-18	7+	14-08-18	15-08-18	EV	Y	Y	Y	Y	229
45	HYDERABAD	HYDERABAD RURAL	SD/21/18/064	M	24	20-07-18	7+	02-09-18	04-09-18	NVI	Y	Y	N	Y	146
46	JACOBABAD	GARHI KHAIRO	SD/53/18/048	M	12	11-06-18	7+	LATE NOTIFIED			Y	Y	Y	Y	185
47	JACOBABAD	GARHI KHAIRO	SD/53/18/050	F	84	17-07-18	7+	20-08-18	22-08-18	NVI	Y	Y	Y	DIED	149
48	JACOBABAD	JACOBABAD	SD/53/18/061	M	84	10-08-18	7+	LATE NOTIFIED			N	Y	Y	Y	125
49	JACOBABAD	JACOBABAD	SD/53/18/070	F	12	10-09-18	7+	LATE NOTIFIED			Y	Y	Y	Y	94
50	JAMSHORO	SEHWAN	SD/25/18/053	M	168	27-08-18	7+	16-09-18	17-09-18	NVI	N	Y	Y	Y	108
51	KAMBAR	WARAH	SD/55/18/061	F	36	24-05-18	7+	LATE NOTIFIED			N	Y	Y	Y	203
52	KAMBAR	KAMBAR	SD/55/18/066	F	18	02-08-18	7+	DIED BEFORE STOOL			Y	N	Y	DIED	133
53	KAMBAR	SIJAWAL	SD/55/18/067	M	28	10-07-18	7+	07-08-18	08-08-18	NVI	Y	Y	Y	DIED	156
54	KAMBAR	QUBO SAEED KHAN	SD/55/18/074	F	12	29-07-18	7+	DIED BEFORE STOOL			Y	N	Y	DIED	137
55	KAMBAR	SHAH DADKOT	SD/55/18/085	F	48	07-06-18	7+	LATE NOTIFIED			Y	N	Y	Y	189
56	KHAIRPUR	THARI MIR WAH	SD/43/18/073	M	48	27-07-18	7+	31-07-18		EV	Y	Y	Y	DIED	139
57	KHAIRPUR	KINGRI	SD/43/18/089	F	18	10-09-18	7+	29-09-18	30-09-18	EV	Y	Y	Y	Y	94
58	KHIBALDIA	BALDIA	SD/61/18/020	F	27	20-08-18	7+	12-09-18	13-09-18	EV	Y	N	Y	Y	115
59	KHIBINQASIM	BINQASIM	SD/62/18/025	M	36	07-09-18	7+	01-10-18	03-10-18	NVI	Y	N	Y		97
60	KHIGADAP	GADAP	SD/63/18/026	M	84	01-06-18	7+	11-06-18		NVI	N	N	Y	DIED	195
61	KHIKORANGI	KORANGI	SD/68/18/026	M	83	13-09-18	7+	LATE NOTIFIED			N	Y	Y		91
62	KHINNAZIM	NNAZIM	SD/74/18/020	F	32	15-08-18	7+	29-08-18	31-08-18	NVI	Y	Y	Y	Y	120
63	LARKANA	DOKRI	SD/51/18/089	F	32	18-07-18	7+	LATE NOTIFIED			Y	Y	Y		148
64	MATIARI	MATIARI	SD/28/18/040	M	72	16-08-18	7+	01-09-18		NVI	N	N	Y	DIED	119
65	SANGHAR	SINJHORO	SD/32/18/054	M	18	14-08-18	7+	01-10-18	04-10-18	NVI	Y	Y	Y	Y	121
66	SHIKARPUR	LAKHI	SD/52/18/051	F	120	30-08-18	7+	10-09-18		NVI	N	N	Y	DIED	105
67	SHIKARPUR	LAKHI	SD/52/18/056	M	12	03-09-18	7+	DIED BEFORE STOOL			Y	N	Y	DIED	101
68	SUJAWAL	SHAH BUNDER	SD/79/18/077	M	11	10-06-18	7+	28-07-18	29-07-18	EV	Y	Y	Y	Y	186
69	SUJAWAL	JATI	SD/79/18/109	F	13	01-09-18	7+	02-10-18	04-10-18	EV	Y	Y	Y		103
70	SUJAWAL	JATI	SD/79/18/110	M	6	04-09-18	6	08-10-18	10-10-18	EV	Y	Y	Y		100
71	BANNU	BANNU	KP/61/18/039	F	50	18-08-18	7+	01-09-18	02-09-18	NVI	Y	N	Y	Y	117
72	BANNU	WAZIR	KP/61/18/040	M	144	10-08-18	0	05-09-18	07-09-18	NVI	Y	Y	Y	Y	125
73	BANNU	BANNU	KP/61/18/043	M	36	18-08-18	7+	14-09-18	15-09-18	NVI	N	N	Y	Y	117
74	BANNU	WAZIR	KP/61/18/054	F	23	20-08-18	7+	LATE NOTIFIED			UK	Y	Y	Y	115
75	BANNU	BANNU	KP/61/18/059	F	96	29-08-18	7+	LATE NOTIFIED			UK	Y	Y	Y	106
76	BATAGRAM	ALLAI	KP/11/18/030	F	15	09-09-18	6	19-09-18	24-09-18	NVI	Y	Y	Y	DIED	95
77	CHARSADA	TANGI	KP/31/18/099	M	37	17-07-18	7+	23-07-18		NVI	Y	N	Y	DIED	149
78	CHARSADA	SHABQADAR	KP/31/18/113	M	4	01-09-18	6	27-09-18	28-09-18	NVI	Y	Y	Y	Y	103
79	CHARSADA	CHARSADDA	KP/31/18/114	F	19	23-08-18	7+	28-09-18	29-09-18	EV	N	Y	Y	Y	112
80	CHARSADA	SHABQADAR	KP/31/18/120	M	36	03-09-18	7+	06-10-18	08-10-18	EV	Y	Y	Y	Y	101
81	CHARSADA	CHARSADDA	KP/31/18/142	M	28	20-08-18	7+	LATE NOTIFIED			UK	Y	Y	Y	115
82	CHARSADA	CHARSADDA	KP/31/18/148	M	24	10-09-18	7+	LATE NOTIFIED			N	Y	Y	Y	94
83	CHITRAL	CHITRAL	KP/21/18/036	F	216	02-09-18	0	12-10-18	13-10-18	NVI	Y	Y	Y		102
84	DIKHAN	DERA ISMAIL KHAN	KP/60/18/049	M	84	14-06-18	3	27-07-18	28-07-18	NVI	N	Y	Y		182

* Afp.rec Data as of 17-12-2018

€ Based on recall of parents

60 days Follow-up not done

FUP = Residual Weakness at 60 days follow up.

**Table 7.4: AFP CASES PENDING FOR CLASSIFICATION
WITH DATE OF ONSET MORE THAN 90 DAYS* 2018 Page (3/4)**

S. No	DISTRICT	TEHSIL	EPID	SEX	AGE	DONSET	DOSESE	DSTOOL1	DSTOOL2	LAB	FEVER	ASVM	PROG	FUP	PEND (DAYS)
85	DIKHAN	DERA ISMAIL KHAN	KP/60/18/054	F	143	11-07-18	7+	09-08-18	10-08-18	EV	Y	Y	Y	Y	155
86	DIKHAN	PHARPUR	KP/60/18/057	F	26	17-08-18	7+			EV	N	N	Y		118
87	HANGU	THALL	KP/54/18/030	F	96	20-08-18	7+	20-09-18	22-09-18	NVI	Y	Y	Y	Y	115
88	KOHAT	DARRA ADAM KHEL	KP/50/18/044	M	84	23-07-18	7+	08-08-18	10-08-18	NVI	N	Y	Y		143
89	KOHAT	KOHAT	KP/50/18/047	M	10	26-08-18	0	DIED BEFORE STOOL			Y	Y	Y	DIED	109
90	KOHISTAN	DASSU	KP/13/18/006	M	164	25-02-18	7+	21-03-18	22-03-18	NVI	Y	N	N	Y	291
91	KOHISTAN	DASSU	KP/13/18/019	M	30	31-07-18	7+	09-08-18		EV	Y	Y	Y		135
92	KOHISTAN	DASSU	KP/13/18/020	F	24	13-08-18	1	DIED BEFORE STOOL			Y	N	Y	DIED	122
93	KOHISTAN	PATTANA	KP/13/18/022	M	24	26-08-18	7+	05-10-18	06-10-18	NVI	Y	Y	Y		109
94	KOHISTAN	PATTANA	KP/13/18/023	F	36	28-08-18	7+	05-10-18	06-10-18	EV	Y	N	Y		107
95	LAKKIMRWT	SERAI NAURANG	KP/62/18/019	M	10	20-02-18	7+	25-03-18	26-03-18	EV	Y	Y	Y	Y	296
96	LAKKIMRWT	LAKKI MARWAT	KP/62/18/058	M	26	24-05-18	7+	25-06-18	26-06-18	EV	Y	Y	Y	Y	203
97	LAKKIMRWT	LAKKI MARWAT	KP/62/18/083	M	6	02-08-18	6	13-09-18	14-09-18	NVI	N	N	Y	Y	133
98	LAKKIMRWT	LAKKI MARWAT	KP/62/18/101	F	37	01-09-18	7+	15-10-18	19-10-18	EV	Y	Y	Y	Y	103
99	MALAKAND	BATKHELA	KP/20/18/043	F	71	03-09-18	7+	DIED BEFORE STOOL			Y	Y	Y	DIED	101
100	MALAKAND	BATKHELA	KP/20/18/056	M	20	16-06-18	7+	LATE NOTIFIED			Y	Y	Y	Y	180
101	MANSEHRA	BALAKOT	KP/14/18/041	F	36	27-07-18	7+	25-08-18	26-08-18	EV	Y	Y	Y		139
102	MANSEHRA	UGGI	KP/14/18/042	F	36	22-08-18	7+	02-09-18	11-09-18	NVI	Y	N	Y	Y	113
103	MARDAN	MARDAN	KP/40/18/168	M	20	03-09-18	7+	25-09-18	26-09-18	EV	Y	Y	Y	Y	101
104	MARDAN	MARDAN	KP/40/18/174	M	58	03-09-18	7+	27-09-18	28-09-18	NVI	N	Y	Y	Y	101
105	NOWSHERA	NOWSHERA	KP/32/18/051	M	13	27-04-18	7+	06-06-18	07-06-18	EV	Y	Y	Y	Y	230
106	NOWSHERA	NOWSHERA	KP/32/18/098	M	72	27-08-18	7+	05-10-18	06-10-18	NVI	Y	Y	Y	Y	108
107	PESHAWAR	PESHAWAR	KP/30/18/228	F	16	02-07-18	7+	LATE NOTIFIED			N	Y	Y	Y	164
108	SWABI	TOPI	KP/41/18/109	M	1	30-08-18	1	19-09-18	21-09-18	EV	N	N	Y	DIED	105
109	SWABI	RAZAR	KP/41/18/107	M	18	04-09-18	7+	DIED BEFORE STOOL			Y	N	Y	DIED	100
110	SWAT	KHWAZA KHELA	KP/24/18/114	F	27	06-09-18	7+	11-10-18	12-10-18	NVI	Y	Y	Y	Y	98
111	TORGHAR	JUDBAH	KP/15/18/009	F	26	24-07-18	2	LATE NOTIFIED			Y	N	N	Y	142
112	KABDULAH	CHAMAN	BN/14/18/027	M	120	05-09-18	7+	26-09-18	27-09-18	EV	Y	Y	Y	Y	99
113	KHUZDAR	KHUZDAR	BN/54/18/021	M	36	10-09-18	7+	12-11-18	13-11-18	EV	Y	N	Y	Y	94
114	PISHIN	PISHIN	BN/12/18/033	F	61	10-08-18	7+	10-10-18	14-10-18	NVI	Y	N	Y	Y	125
115	ZHOB	ZHOB	BN/21/18/012	F	4	31-08-18	3	27-09-18	28-09-18	VACC	Y	N	Y	DIED	104
116	BHIMBER	BARNALA	AJ/60/18/023	F	68	25-08-18	7+	15-09-18	16-09-18	EV	Y	N	Y	DIED	110
117	SHIGAR	SHIGAR	GB/24/18/009	F	132	23-08-18	7+	03-09-18	08-09-18	VACC	N	N	Y		112
118	CDA	CDA	IB/01/18/022	M	68	04-06-18	7+	15-06-18	20-06-18	EV	N	Y	Y		192
119	CDA	CDA	IB/01/18/025	F	39	20-07-18	7+	04-08-18	06-08-18	NVI	Y	Y	Y		146
120	CDA	CDA	IB/01/18/028	F	96	08-08-18	7+	26-08-18	01-09-18	NVI	Y	N	Y		127
121	CDA	CDA	IB/01/18/029	F	9	11-07-18	7+	31-08-18	01-09-18	NVI	UK	UK	UK		155
122	CDA	CDA	IB/01/18/030	M	24	28-08-18	7+	31-08-18		NVI	Y	Y	Y		107
123	ICT	ICT	IB/02/18/034	M	41	12-07-18	7+	03-08-18	04-08-18	NVI	N	N	Y		154
124	ICT	ICT	IB/02/18/038	M	120	07-07-18	7+	16-08-18	17-08-18	EV	UK	UK	UK		159
125	ICT	ICT	IB/02/18/037	F	120	24-07-18	7+	17-08-18	19-08-18	NVI	UK	UK	UK		142
126	ICT	ICT	IB/02/18/043	F	150	07-08-18	7+	04-09-18	06-09-18	NVI	Y	Y	Y		128

* Afp.rec Data as of 17-12-2018

€ Based on recall of parents

60 days Follow-up not done

FUP = Residual Weakness at 60 days follow up.

**Table 7.4: AFP CASES PENDING FOR CLASSIFICATION
WITH DATE OF ONSET MORE THAN 90 DAYS* 2018 Page (4/4)**

S. No	DISTRICT	TEHSIL	EPID	SEX	AGE	DONSET	DOSESE	DSTOOL1	DSTOOL2	LAB	FEVER	ASYM	PROG	FUP	PEND (DAYS)
127	ICT	ICT	IB/02/18/044	M	30	09-09-18	7+	13-09-18		EV	N	N	Y		95
128	ICT	ICT	IB/02/18/046	F	153	16-06-18	3	LATE NOTIFIED			N	Y	Y		180
129	ICT	ICT	IB/02/18/053	F	28	25-08-18	7+	25-09-18	26-09-18	NVI	Y	Y	Y		110
130	ICT	ICT	IB/02/18/057	F	12	06-09-18	7+	03-10-18	05-10-18	VACC	Y	Y	Y		98
131	ICT	ICT	IB/02/18/060	F	84	22-08-18	7+	14-10-18	15-10-18	EV	N	N	Y		113
132	ICT	ICT	IB/02/18/069	M	18	25-08-18	7+	LATE NOTIFIED			Y	Y	Y		110
133	BAJOUR	WARA MAMOUND	FT/33/18/047	F	3	05-06-18	2	23-06-18	24-06-18	NVI	Y	Y	Y	Y	191
134	BAJOUR	LOE MAMOUND	TD/33/18/081	F	39	24-08-18	7+	10-09-18	11-09-18	EV	N	Y	Y		111
135	FR BANNU	FR BANNU	FT/69/18/021	M	18	09-05-18	7+	07-07-18	08-07-18	NVI	N	Y	UK		218
136	KURRAM	UPPER KURRAM	FT/52/18/016	M	16	26-05-18	7+	27-06-18	28-06-18	EV	N	N	UK	Y	201
137	MOHMAND	KHAWEZAI	TD/35/18/042	M	96	26-07-18	7+	17-08-18	18-08-18	EV	Y	Y	Y	Y	140
138	MOHMAND	EKKAGHUND	TD/35/18/054	M	120	26-08-18	7+	09-10-18	11-10-18	NVI	Y	Y	Y	Y	109
139	WAZIR-S	BIRMAL	TD/65/18/026	F	108	14-08-18	7+	LATE NOTIFIED			Y	N	Y		121
140	WAZIR-S	LADHA	TD/65/18/031	F	3	21-08-18	1	21-09-18	22-09-18	EV	Y	Y	Y		114

* Afp.rec Data as of 17-12-2018

€ Based on recall of parents

60 days Follow-up not done

FUP = Residual Weakness at 60 days follow up.