



**World Health
Organization**

**Weekly
AFP Surveillance Update
Pakistan**

Week 49 (*Ended on 8th Dec, 2018*)

National Surveillance Cell

World Health Organization Country Office,
Chak Shahzad, Park Road,
Islamabad, Pakistan

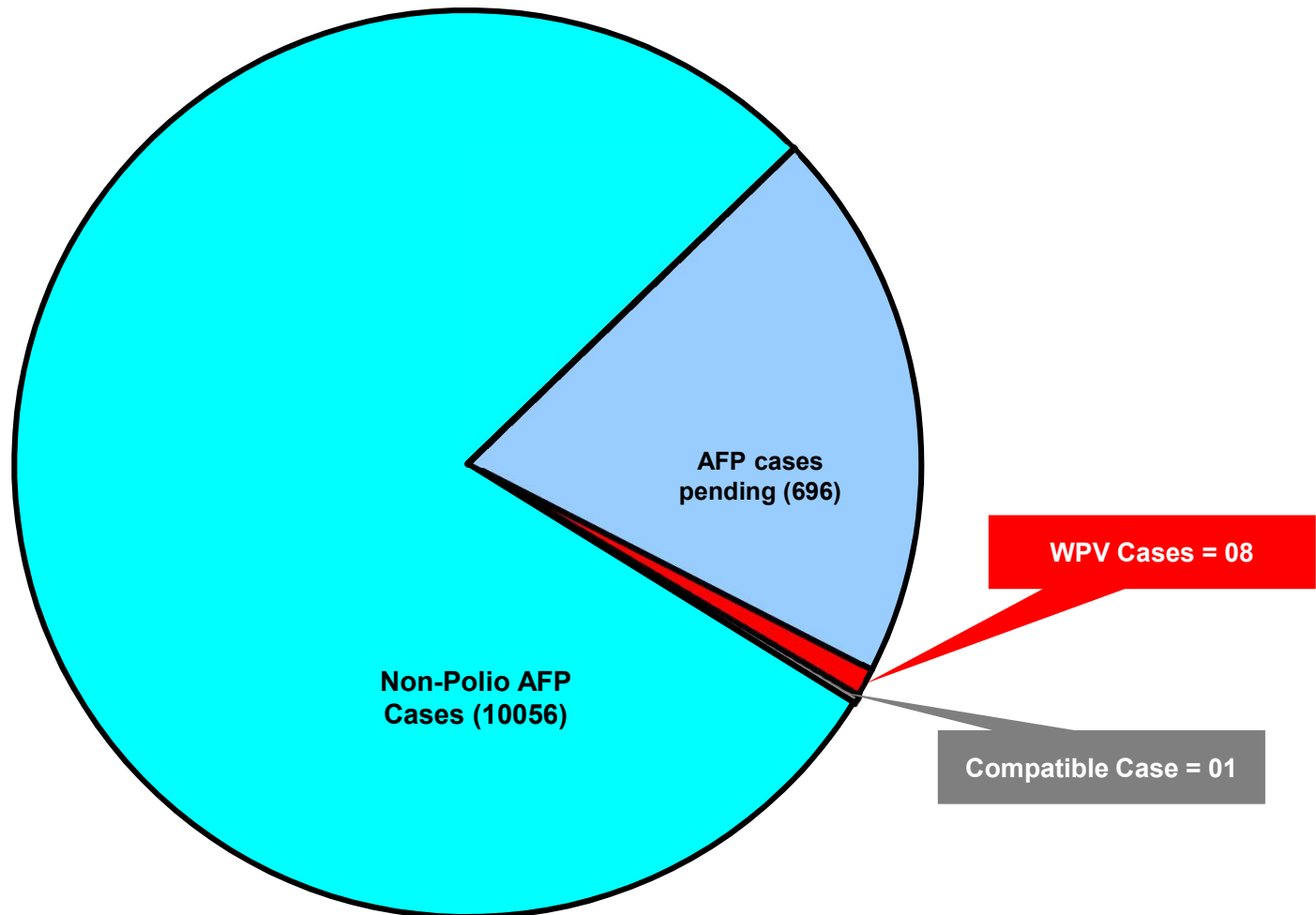
Tel: +92-51 9255123 / 9255282 /9255184

AFP Surveillance



<http://www.emro.who.int/pak/information-resources>

AFP Case Profile, 2018*



Total AFP Cases Reported = 10761

^ 313 Inadequate cases not due for FUP

^383 AFP Cases pending in Lab

^136 AFP Cases pending for classification by ERC

* Afp.rec Data as of 10-12-2018

Table 1.1: List of Confirmed Polio Cases, Pakistan 2018*

S.NO.	PROVINCE/ REGION	DISTRICT	TEHSIL	EPID NO.	SEX	AGE (m)	DATE ONSET OF PARALYSIS	NO. OPV DOSES (based on parents recall)		FEVER	Asymptomatic Paralysis	Rapid Progression	REFUSAL	WPV TYPE	GENETICS
								Routine	SIA's						Cluster
01	BALUCHISTAN	DUKI	DUKI	BN/65/18/003	M	38	08-Mar-18	0	7+	Y	Y	Y	N	NSL1	R4B5C4
02	BALUCHISTAN	DUKI	DUKI	BN/65/18/005	F	18	15-Apr-18	0	7	Y	Y	Y	N	NSL1	R4B5C4D
03	BALUCHISTAN	DUKI	DUKI	BN/65/18/007	M	18	18-May-18	0	3	Y	Y	Y	N	NSL1	R4B5C4D
04	KPAKHTUNKHW	CHARASADA	CHARASADA	KP/31/18/100	M	19	1-Aug-18	3	7+	Y	Y	Y	N	NSL1	R4B5C5B2
05	SINDH	KHIGADAP	GADAP	SD/63/18/041	F	42	22-Sep-18	3	7+	Y	Y	Y	N	NSL1	R4B5C4D
06	KPTD	KHYBER	LANDI KOTAL	TD/34/18/104	F	55	25-Sep-18	0	7	N	Y	Y	N	NSL1	R4B5C5B2
07	KPTD	BAJOUR	WARA MAMOUND	TD/33/18/085	M	84	24-Sep-18	3	7+	Y	N	Y	N	NSL1	R4B5C4D
08	KPTD	BAJOUR	LEO MAMOUND	TD/33/18/094	F	66	07-Oct-18	3	7+	Y	Y	Y	N	NSL1	R4B5C4D

* Afp.rec Data as of 10-12-2018

Table 3: Urgent/ITD Pending Cases

S. #	Basic information										OPV/IPV doses				Urgent		Prov Diagnosis	Lab update			Remarks
	District	Tier	Tehsil	Union council	Epid number	Date of Onset	Age (M)	Sex	Date of 1st stool	Stool Adeq	Rt	S1As	Last 6 S1As	Last dose	IPV	Field		NSC	Lab No.	Days Inoc	
Isolates pending for ITSD																					
1	CDA	3	CDA	F-8	IB/01/18/046	23-Nov-18	12	M	28-Nov-18	Y	0	0	0		N	N	Y	*	14567	4	L20B+
2	DGKHAN	2	TAUNSA	LAKHANI	PB/81/18/279-C3		30	M	28-Nov-18	-	-	-	13-Nov-18	N	N	-	-	14590	5	L20B+	
3	FAISALABAD	4	#	#	PB/51/18/250	24-Nov-18	27	M	27-Nov-18	Y	#	#	14-Nov-18	#	N	#	*	14509	7	L20B+	
Reported urgent (by field / NSC criteria)																					
4	CHAGHAI *	4	DALBANDIN	DALBANDIN	BN/13/18/013	24-Nov-18	17	M	26-Nov-18	Y	0	1	1	11-Apr-18	N	N	Y	MONOPLÉGIA	14452	12	UP
5	KECH	4	BULDA	MENAZ	BN/61/18/011	18-Nov-18	3	M	21-Nov-18	Y	2	1	1	15-Oct-1918	N	Y	N	ACUTE CHILDHOOD HEMIPLEGIA	14214	15	UP
6	ZIARAT	4	SANJAVI	AGBARGH	BN/32/18/007	17-Nov-18	120	F	26-Nov-18	Y	0	7	0		Y	Y	N	POLIOMYELITIS	14451	12	UP
7	DGKHAN *	2	DG KHAN	URBAN 6	PB/81/18/274	22-Nov-18	2	M	23-Nov-18	Y	1	2	2	14-Nov-18	N	N	Y	.	14356	13	UP
8	DGKHAN	2	TAUNSA	LAKHANI	PB/81/18/279	01-Nov-18	14	M	28-Nov-18	N	#	#		#	N	#	TRAUMATIC NEURITIS	14578	9	UP	Index of C-3
9	THATTA *	4	MIRPUR SAKRO	HAJI GHURANO	SD/22/18/048	15-Nov-18	14	M	23-Nov-18	Y	1	5	3	29-Sep-18	N	N	Y	HYPOKALEMIA	14342	13	UP

* New addition § New results #Data not available ≠ NSC Criteria = Fever, Rapid Progress, Age < 48 months and OPV Doses <7 UP = Under process
Urgent (Field/NSC) / Inadequate specimens / Age 12-35 months / Zero OPV dose UPending for genomic sequencing

Point in time comparison of Polio Cases by Province/Region 2017 - 2018*

Region/ Province	No. of polio cases		No. of infected districts/towns		Most recent polio case
	2017	2018	2017	2018	
Balochistan	3	3	2	1	18-May-18
Sindh	2	1	2	1	22-Sept-18
Khyber Pakhtunkhwa	1	1	1	1	1-Aug-18
KP-TD	0	3	0	2	7-Oct-18
G-Baltistan	1	0	1	0	13-Feb-17
Punjab	1	0	1	0	28-Jan-17
Pakistan	8	8	7	5	7-Oct-18

Twenty two additional districts / towns declared infected based on environmental samples in 2018

* Afp.rec Data as of 10-12-2018

Table 2: LAB Update 2018*

Month of Onset	AFP Cases	No virus isolated	Cases Under Process		Isolated Viruses from stools						
			Culture	ITD	Vaccine viruses		NPEV		Wild	Results within 14 days	
	n	n	n	n	n	%	n	%	n	n	%
January	1010	843	0	0	76	8	91	9%	0	1010	100%
February	893	714	0	0	74	8	105	12%	0	893	100%
March	968	767	0	0	28	3	172	18%	1	967	100%
April	983	735	0	0	31	3	217	22%	1	983	100%
May	993	721	0	0	30	3	241	24%	1	992	100%
June	783	583	0	0	18	2	182	23%	0	783	100%
July	926	586	0	0	27	3	313	34%	0	926	100%
August	979	618	0	0	38	4	322	33%	1	978	100%
September	1020	666	2	0	62	6	288	28%	3	1016	100%
October	1022	761	15	0	19	2	223	22%	1	1003	98%
November	918	392	396	3	48	5	87	9%	0	527	57%
December	6	0	6	0	0	0	0	0%	0	0	0%
Pakistan	10495	7386	413	3	451	4	2241	21%	8	10078	96%

* Data as of Dec 10, 2018

Comparison of Environmental Sampling Results, 2017-18*

DISTRICT	2017					2018					Last
	TOTAL	WILD			TOTAL	WILD					
	n	GRAB n	BMFS n	TOTAL n %	n	GRAB n	BMFS n	TOTAL n %			
LAHORE	58			0 0%	54	9		9 17%	12-Nov-18		
MULTAN	35	1		1 3%	32			0 0%	9-Jan-17		
DGKHAN	34			0 0%	23	1	1	2 9%	12-Sep-18		
RAWALPINDI	24	6	2	8 33%	23	12	1	13 57%	10-Nov-18		
FAISALABAD	23			0 0%	21			0 0%	2-Jul-16		
SARGODHA	11			0 0%	10			0 0%			
BAHAWALPUR	11			0 0%	10			0 0%			
RAJANPUR					10			0 0%			
CDA	11	5		5 45%	11	7		7 64%	10-Nov-18		
KHIGIQBAL	26	5	1	6 23%	21	1		1 5%	13-Sep-18		
KHIGADAP	33	19		19 58%	34	12	1	13 38%	13-Nov-18		
KHIBALDIA	12	2		2 17%	11	2		2 18%	4-Sep-18		
KHILANDHI	11	6		6 55%	10	3		3 30%	30-Jul-18		
KHIKORANGI	11	1		1 9%	9			0 0%	16-Oct-17		
KHISITE	12	5		5 42%	11	2		2 18%	3-Sep-18		
KHISADDAR					10	1		1 10%	10-Sep-18		
KHILIAQAT					10	2		2 20%	7-Nov-18		
SUKKUR	30	1	1	2 7%	23	1	1	2 9%	9-Nov-18		
HYDERABAD	11			0 0%	11	1		1 9%	9-Feb-18		
JACOBABAD	13	2	1	3 23%	13	2	1	3 23%	12-Sep-18		
SANGHAR	11			0 0%	1			0 0%			
DADU	12			0 0%	11			0 0%			
KAMBAR	12	1		1 8%	11	3		3 27%	9-Jul-18		
PESHAWAR	25	5	2	7 28%	28	17	1	18 64%	10-Nov-18		
DIKHAN	24			0 0%	22			0 0%	16-Jul-16		
BANNU	11			0 0%	11	1	1	2 18%	26-Oct-18		
KOHAT	10			0 0%	11	5		5 45%	27-Sep-18		
CHARSADA	11			0 0%	10			0 0%			
MARDAN	11			0 0%	11	2		2 18%	15-Nov-18		
NOWSHERA	11			0 0%	10	2		2 20%	18-Oct-18		
KABDULAH	23	13		13 57%	21	5		5 24%	1-Nov-18		
QUETTA	47	10	1	11 23%	43	9		9 21%	20-Oct-18		
PISHIN	12	5		5 42%	11			0 0%	2-Oct-17		
KHUZDAR	11			0 0%	10			0 0%			
LORALAI	11	3		3 27%	9	2		2 22%	17-Aug-18		
ZHOB	11			0 0%	10			0 0%	18-Dec-17		
WAZIR-S					7			0			
BAJOUR					7	5		5 71%	25-Oct-18		
PAKISTAN	619	90	8	98 16%	601	107	7	114 19%	15-Nov-18		

* Afp.rec Data as of 10-12-2018

WPV and cVDPV Cases by District in 2018

PROVINCE	DISTRICT	WPV Cases		cVDPV Cases	
		Onset of Last Case	Cases	Onset of Last Case	Cases
SINDH	KHIGADAP	22-Sep	1		
KPTD	KHYBER	25-Sep	1		
KPTD	BAJOUR	07-Oct	2		
KP	CHARSADA	1-Aug	1		
BALUCHISTAN	DUKKI	18-May	3		
PAKISTAN		07-Oct	8		

Map 2.1: Point in Time Comparison of Wild Polio virus, Compatible and cVDPV2 isolates

Infected districts/Towns/Agencies/Areas

On the basis of WPV isolation

- WPV cases = 07
- Sewage water = 14 (no WPV case)
- Total = 21

2017

Source

AFP Surveillance

- P1 = 08
- Compatible = 02
- cVDPV Cases = -
- cVDPV Env = -

Sewage water

- Grab = 90
- BMFS = 08

Infected districts/Towns/Agencies/Areas

On the basis of WPV isolation

- WPV cases = 05
- Sewage water = 22 (no WPV case)
- Total = 27

2018

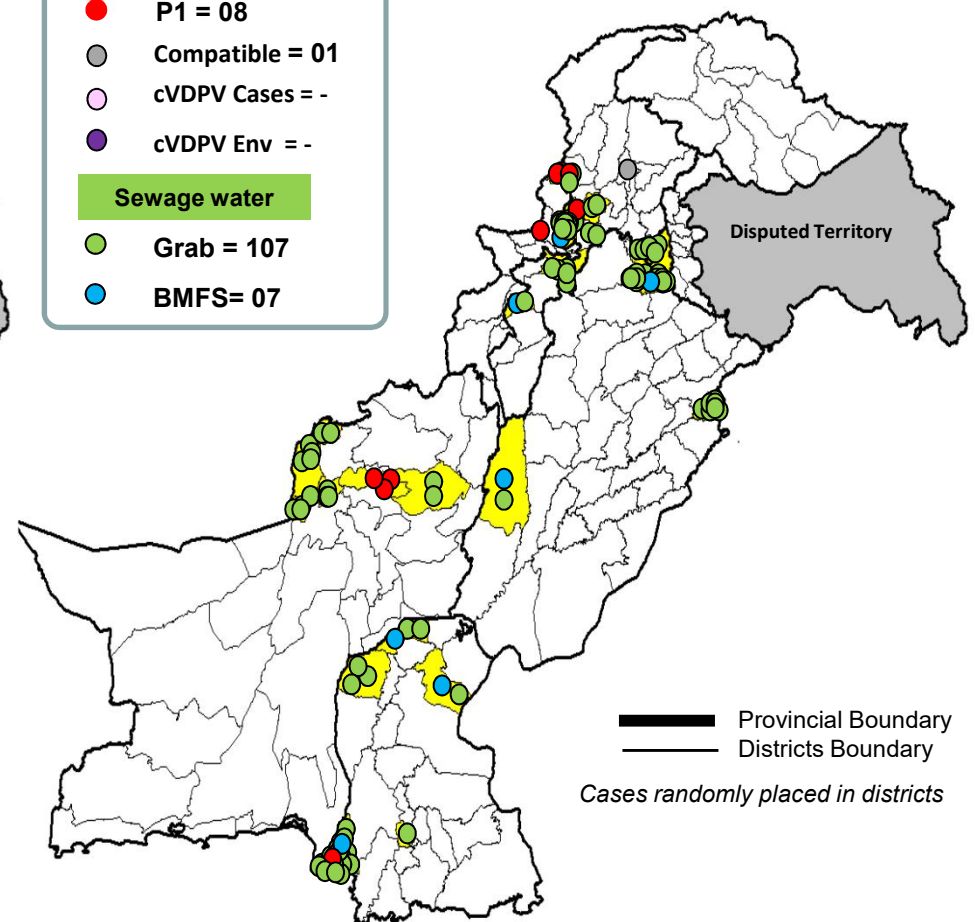
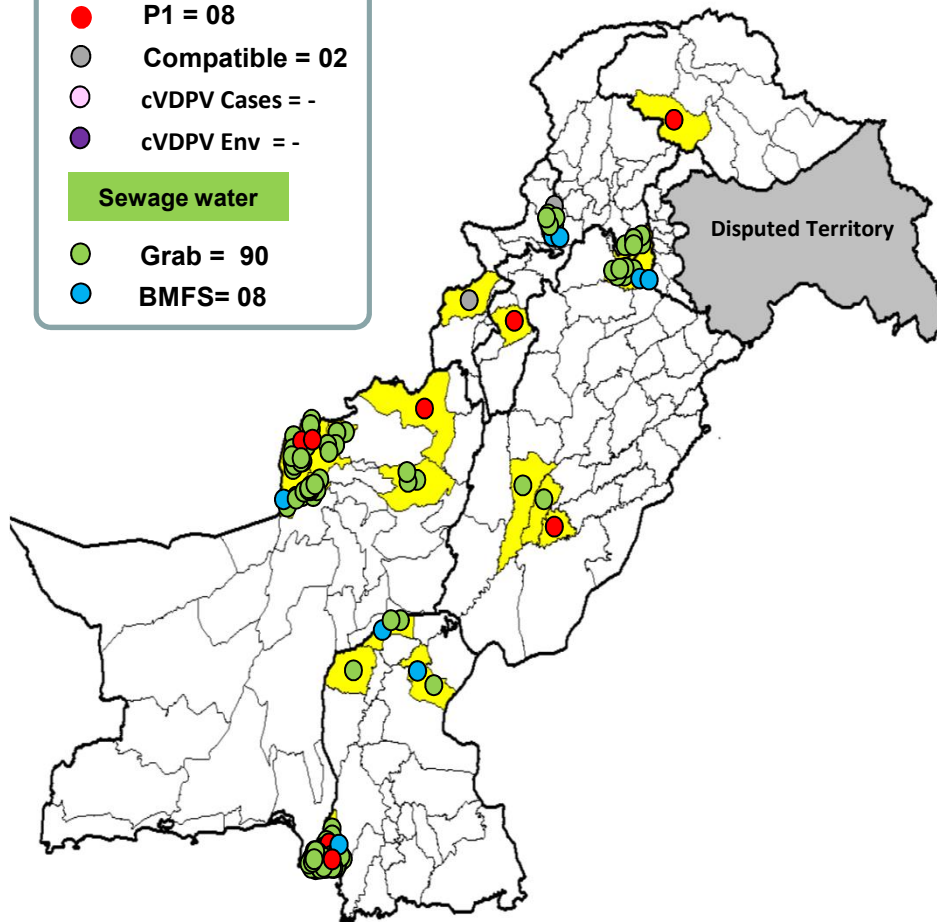
Source

AFP Surveillance

- P1 = 08
- Compatible = 01
- cVDPV Cases = -
- cVDPV Env = -

Sewage water

- Grab = 107
- BMFS = 07



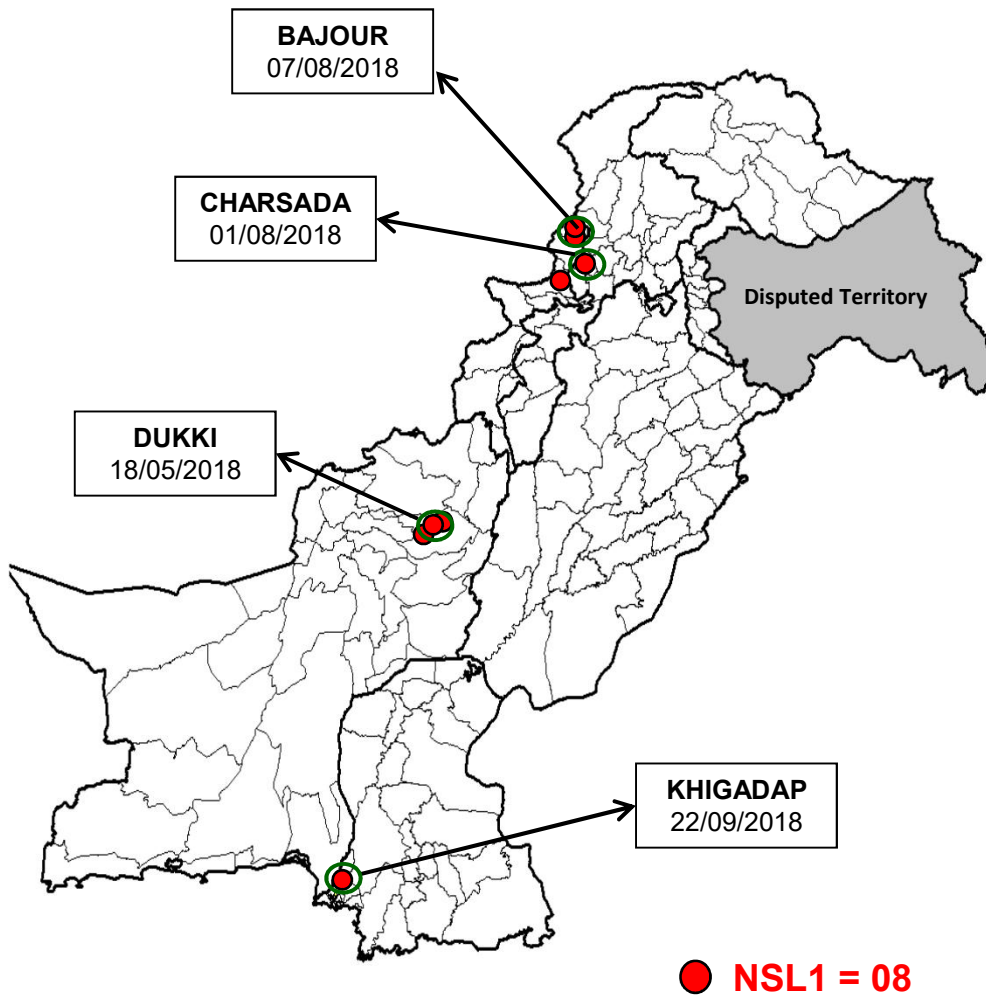
— Provincial Boundary
 — Districts Boundary

Cases randomly placed in districts

* Afp.rec Data as of 10-12-2018

Map1: Distribution of Wild Polio Cases Pakistan 2017-2018*

Districts/Towns with Wild Polio Cases = 05



Province/ Country	Date of Last Case		Number of cases 2017		Number of cases 2018	
	P1	P3	P1	P3	P1	P3
KP-TD	Oct, 2018	Apr, 2012	-	-	03	-
KHYBER-PAKHTUNKHWA	Aug, 2018	Oct, 2010	01	-	01	-
SINDH	Sep, 2018	Jan, 2010	02	-	01	-
BALUCHISTAN	May, 2018	Apr, 2010	03	-	03	-
PUNJAB	Jan, 2017	Jun, 2010	01	-	-	-
AJK	Jun, 2000	Jun, 2000	-	-	-	-
GILGIT-BALTISTAN	Feb, 2017	-	01	-	-	-
ISLAMABAD	Sep, 2008	Sep, 2008	-	-	-	-
PAKISTAN	Oct, 2018	Apr, 2012	08	-	08	-

○ District with last polio case in province

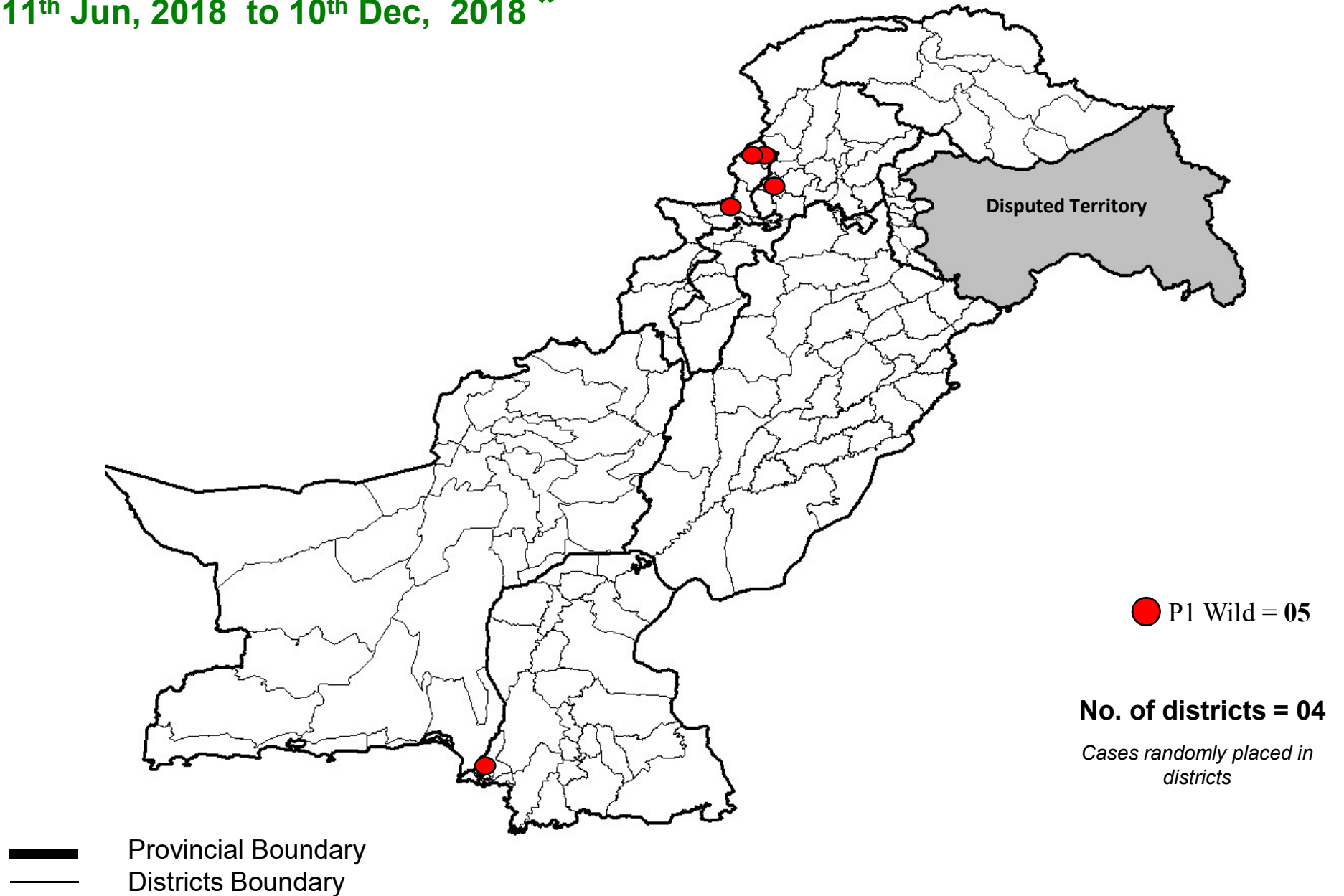
— Provincial Boundary
— Districts Boundary

Cases randomly placed in districts

* Afp.rec Data as of 10-12-2018

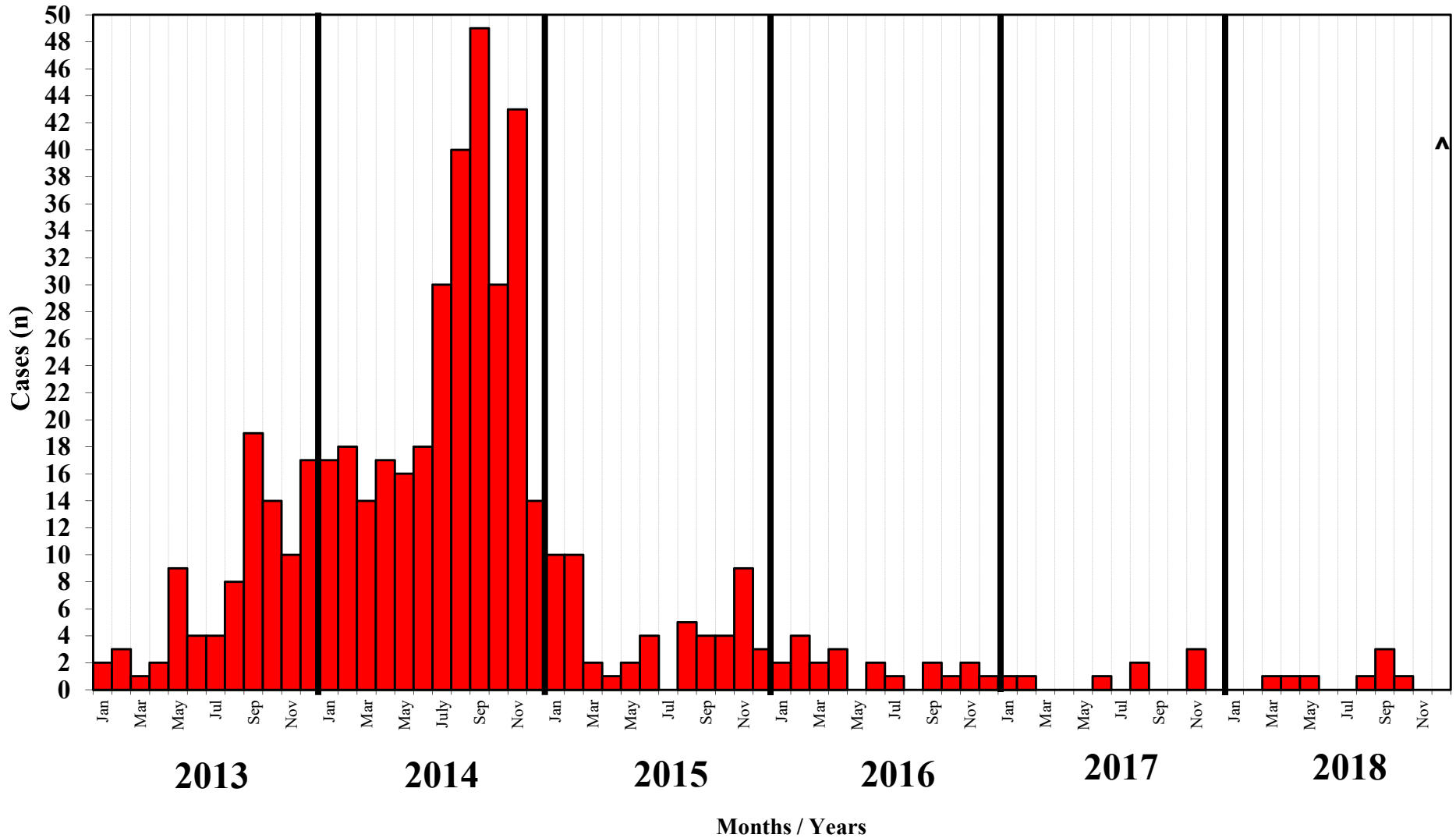
Map 3: Wild Polio cases in the last 6 months

11th Jun, 2018 to 10th Dec, 2018 *



* Afp.rec Data as of 10-12-2018

Confirmed Polio Cases 2013-2018*

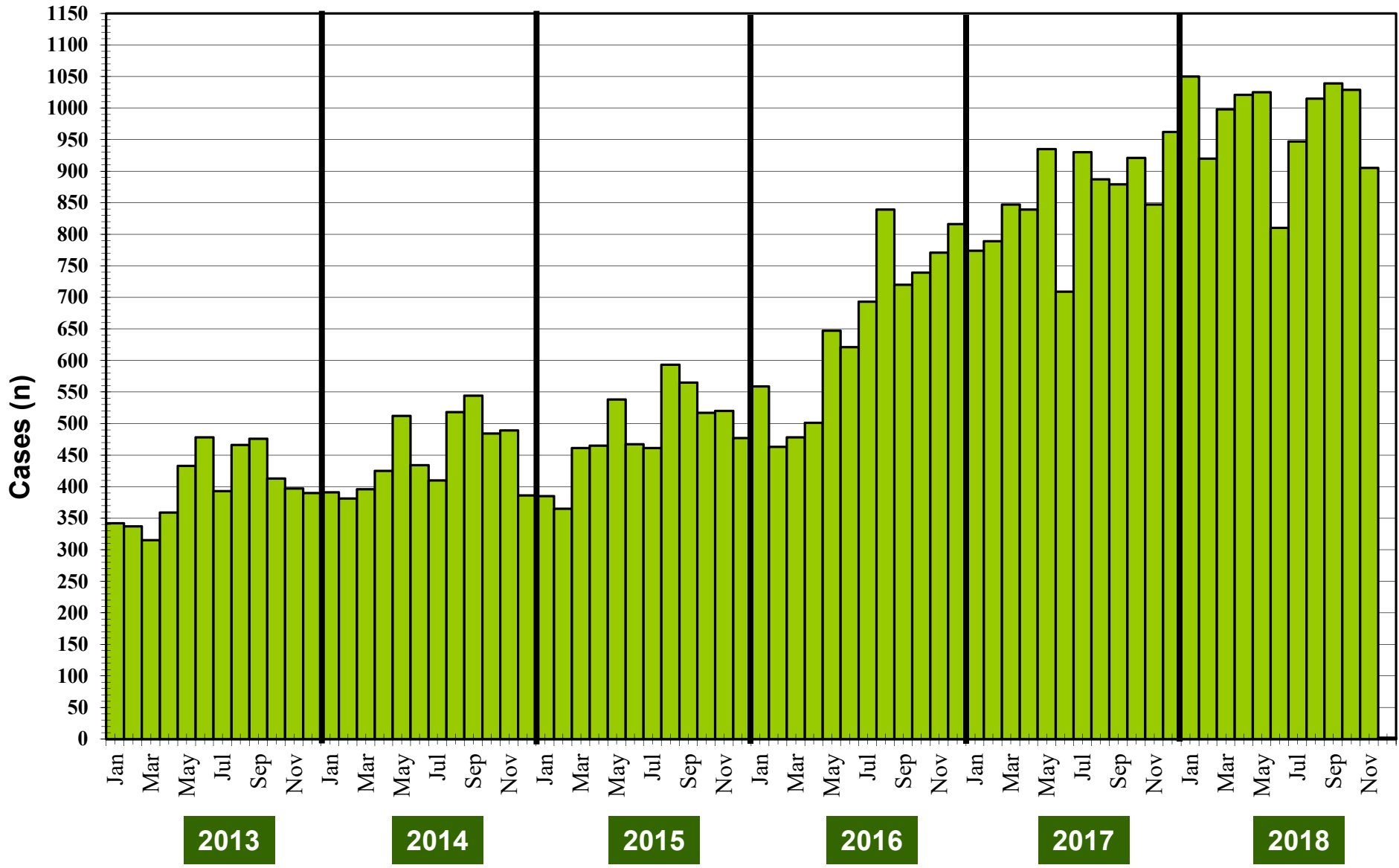


* Afp.rec Data as of 10-12-2018

■ NSL1

^ Data incomplete

Graph 1: Distribution of AFP Cases by Month, Pakistan 2013-2018*



* Afp.rec Data as of 10-12-2018

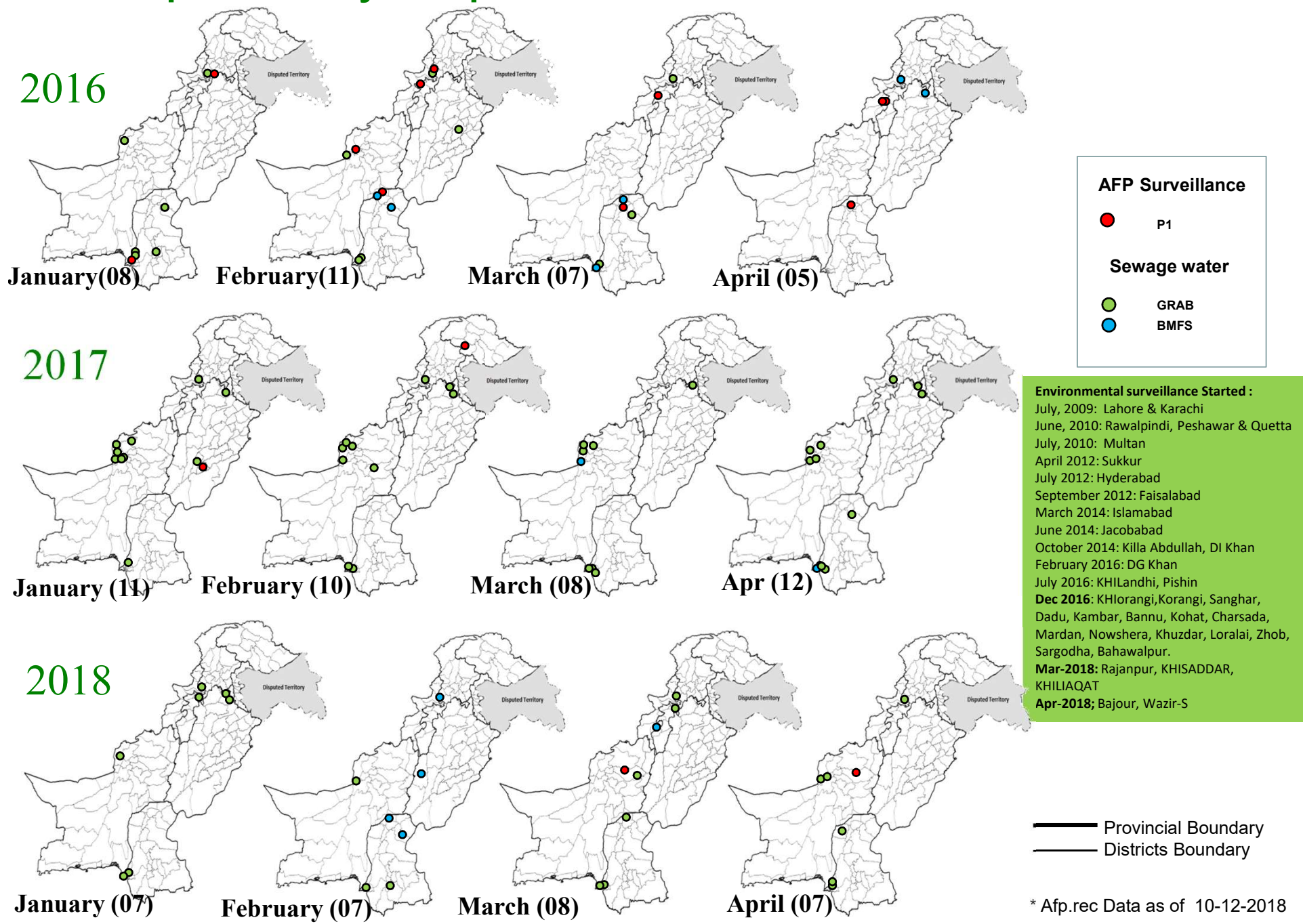
**Table 4: Distribution of AFP Cases By Week of Onset ^
Pakistan- 2018* [Week number / Ending on]**

PROVINCE	W 34 25 Aug 2018	W 35 01 Sep 2018	W 36 08 Sep 2018	W 37 15 Sep 2018	W 38 22 Sep 2018	W 39 29 Sep 2018	W 40 06 Oct 2018	W 41 13 Oct 2018	W 42 20 Oct 2018	W 43 27 Oct 2018	W 44 03 Nov 2018	W 45 10 Nov 2018	W 46 17 Nov 2018	W 47 24 Nov 2018	W 49 01 Dec 2018
PUNJAB	105	110	121	107	86	108	95	106	98	106	106	107	107	94	39
SINDH	32	46	40	48	62	62	29	47	61	42	44	40	42	43	15
KPAKHTUNKHWA	43	56	48	36	55	61	49	50	62	46	46	75	50	45	22
KPTD	11	8	10	8	10	13	11	23	17	10	15	22	14	11	2
BALUCHISTAN	8	14	17	10	10	17	12	11	15	6	6	12	15	9	2
AJK	4	5	7	4	8	4	5	3	7	5	8	4	5	3	2
GBALTISTAN	4	2	3	1	1	0	2	1	1	1	2	1	1	3	0
ISLAMABAD	4	4	2	6	4	5	3	6	3	6	3	3	2	3	1
PAKISTAN	211	245	248	220	236	270	206	247	264	222	230	264	236	211	83

* Afp.rec & Afplab.rec: Data as of 10-12-2018

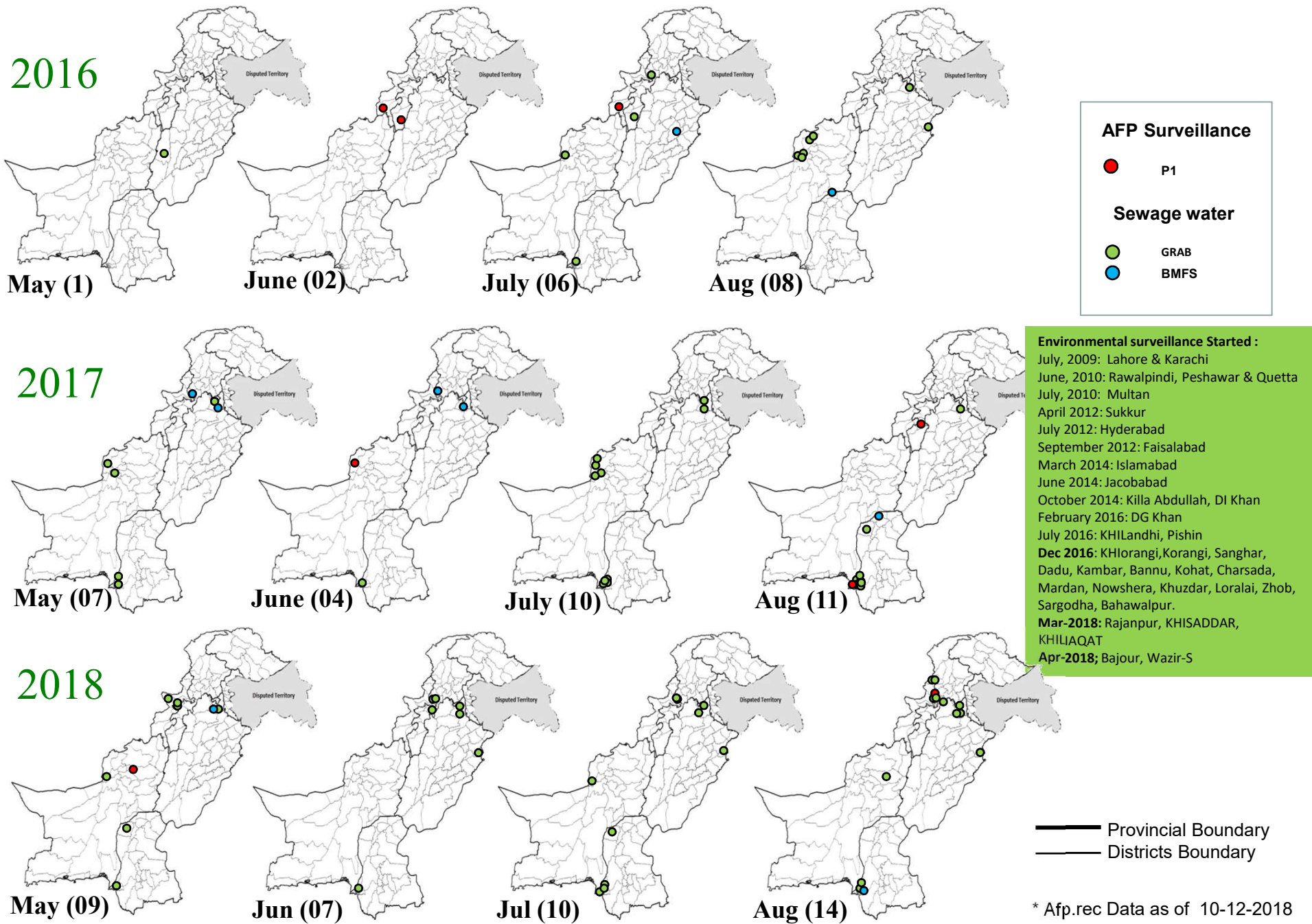
^ MMWR Epidemiological Weeks

Map 4: Monthly Comparison of Polio Cases/Isolates 2016-2018*



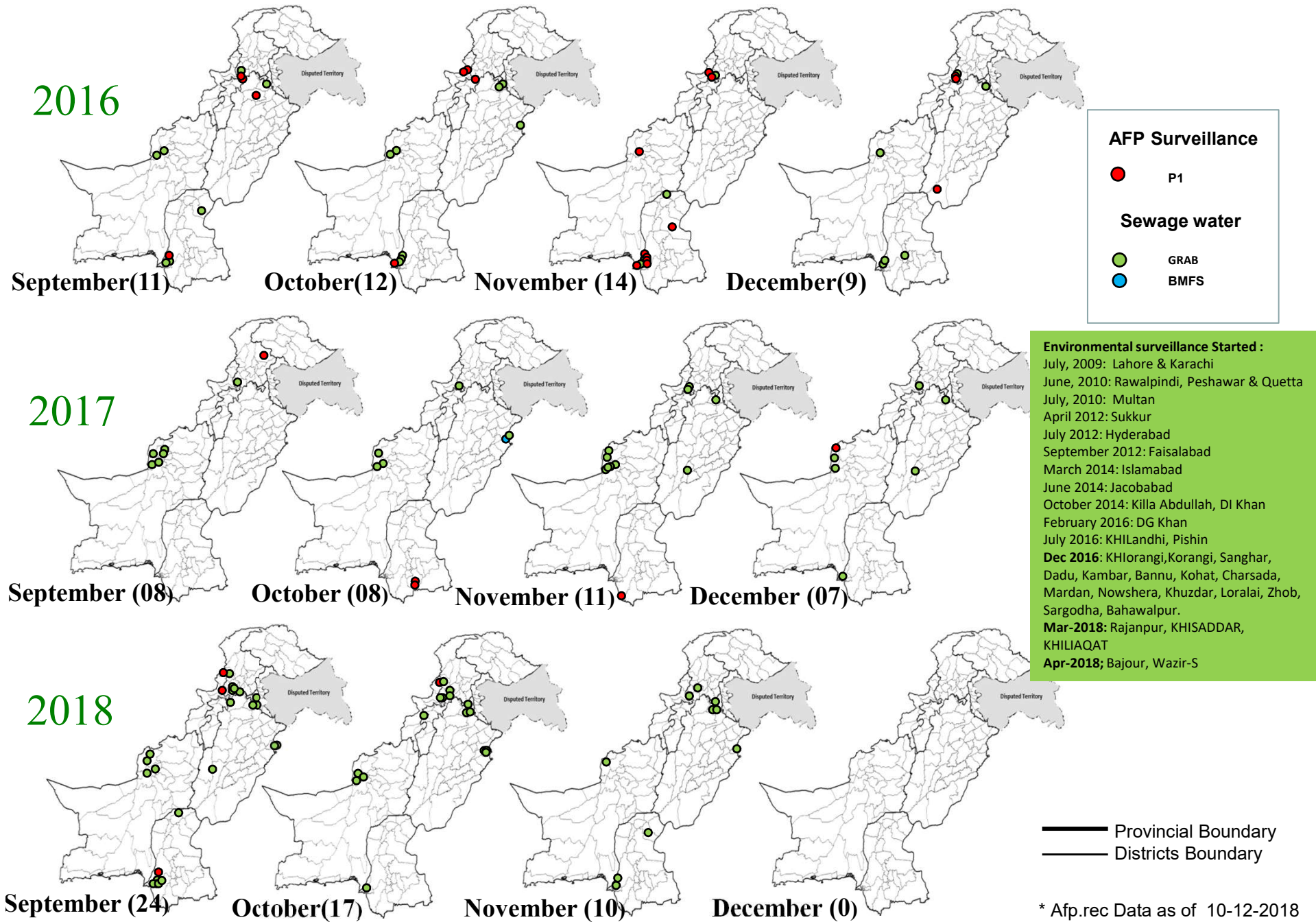
* Afp.rec Data as of 10-12-2018

Map 4.1: Monthly Comparison of Polio Cases/Isolates 2016-2018*



* Afp.rec Data as of 10-12-2018

Map 4.2: Monthly Comparison of Polio Cases/Isolates 2016-2018*



* Afp.rec Data as of 10-12-2018

Table 5: Polio Eradication Update, Pakistan 2015-2018*

Province/Region	Polio 1			
	2015	2016	2017	2018
KP-TD	16	02	-	03
KP	17	08	01	01
SINDH	12	08	02	01
PUNJAB	02	-	01	-
BALUCHISTAN	07	02	03	03
AJK	-	-	-	-
Gilgit-Baltistan	-	-	01	-
ISLAMABAD	-	-	-	-
PAKISTAN	54	20	08	08

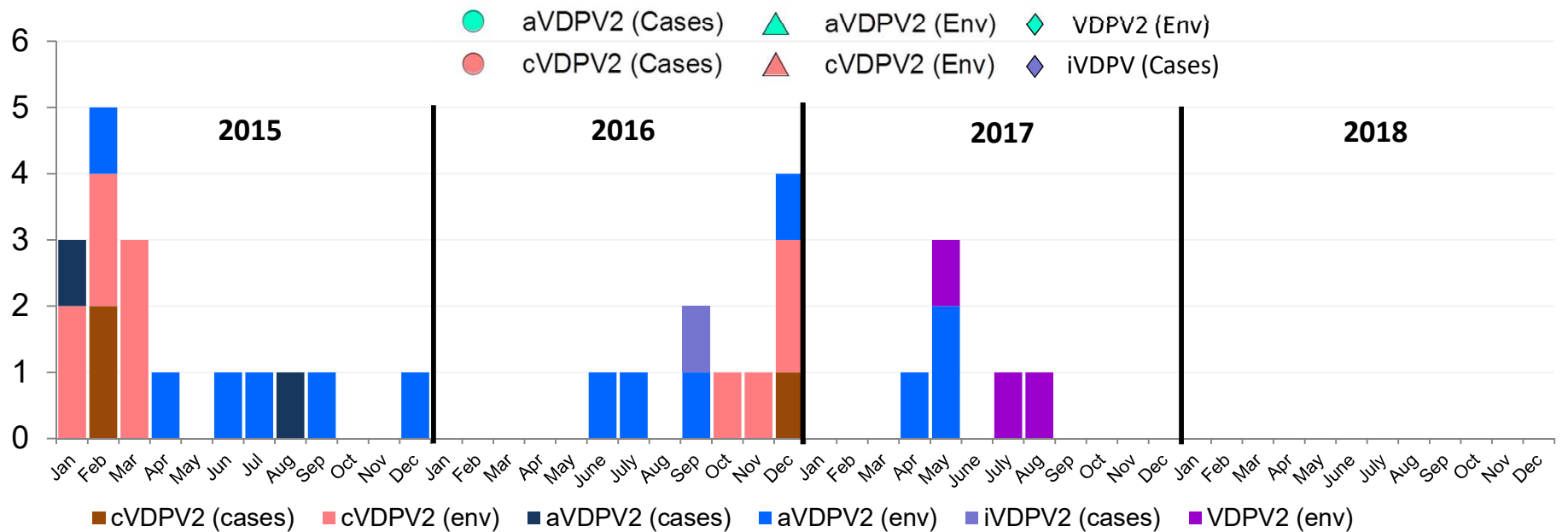
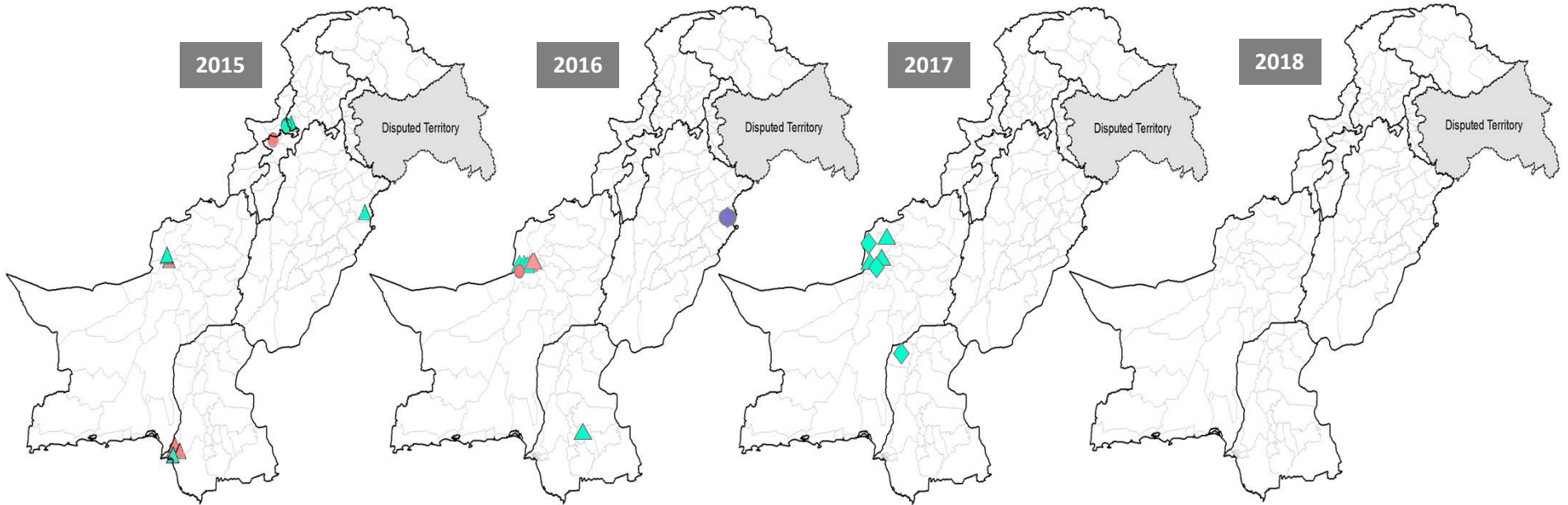


* Afp.rec Data as of 10-12-2018

VDPV2 isolates, 2014 to 2018*

DISTRICT	2014				2015				2016					2017					2018			
	aVDPV-2		cVDPV-2		aVDPV-2		cVDPV-2		aVDPV-2		iVDPV-2		cVDPV-2		VDPV2		aVDPV-2		cVDPV-2			
	Cases	Env	Cases	Env	Cases	Env	Cases	Env	Cases	Env	Cases	Env	Cases	Env	Env	Cases	Env	Cases	Env			
JAFARABAD																						
MASTUNG																						
PISHIN														1								
QUETTA					2		1			3			1	4		2				1		
KABDULAH																				1		
BALOCHISTAN					2		1			3			1	4		3				2		
KHYBER	1		2		1		1															
MOHMAND																						
WAZIR-N	2		7																			
WAZIR-S	1																					
KP-TD	4		17		1		1															
FR BANNU			8																			
BANNU			1																			
HANGU							1															
LAKKIMRWT			1																			
PESHAWAR			1				1															
KPAKHTUNKHWA			3		1		1															
LAHORE	1						1					1										
PUNJAB	1				1					1												
KAMBAR																				1		
KHIGADAP		2	1	7																6		
KHIGIQBAL		1					2															
KHIGULBERG							1															
HYDERABAD												1										
SINDH		3	1	7	1	2	6			1										1		
PAKISTAN	5	3	21	7	2	6	2	7		4	1		1	4		3				3		

VDPV isolates (Cases + ES), 2015 – 2018*



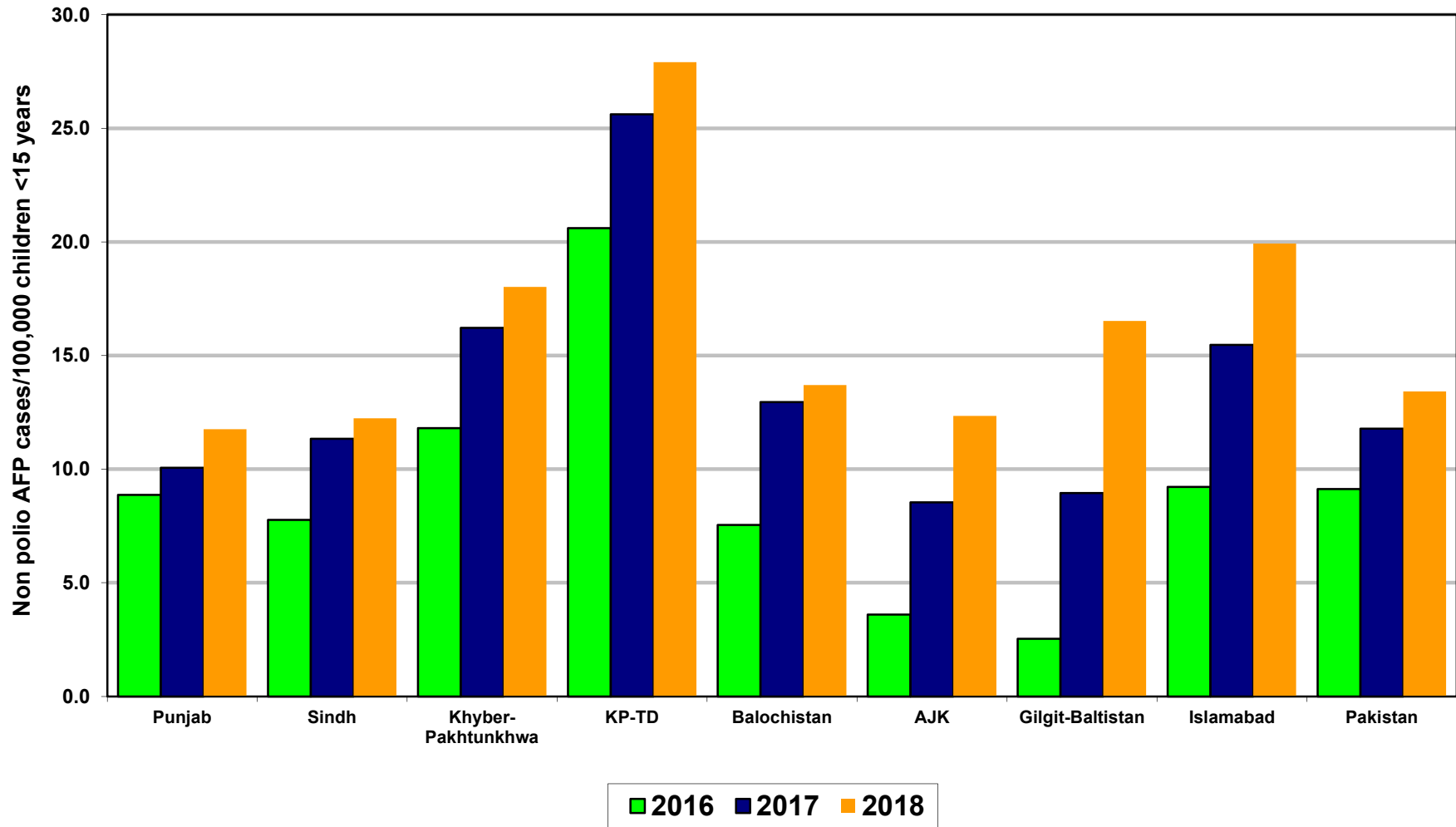
* Afp.rec Data as of 10-12-2018

Table 6: Vaccination status of non polio AFP cases age 6-59 months 2016-2018*

REGION	0 dose			1-2 doses			3 doses			4-6 doses			7+ doses		
	16	17	18	16	17	18	16	17	18	16	17	18	16	17	18
Central Punjab	0%	0%	0%	0%	0%	0%	1%	1%	1%	3%	3%	3%	97%	96%	97%
North Punjab	0%	0%	0%	0%	0%	0%	0%	1%	1%	2%	2%	3%	98%	97%	96%
South Punjab	0%	0%	0%	0%	0%	0%	0%	0%	0%	2%	2%	1%	98%	98%	98%
PUNJAB	0%	0%	0%	0%	0%	0%	0%	1%	1%	2%	2%	2%	97%	97%	97%
Karachi	0%	1%	0%	1%	1%	1%	1%	1%	2%	5%	7%	5%	93%	91%	93%
North Sindh	0%	0%	0%	0%	0%	0%	0%	0%	1%	5%	3%	2%	94%	97%	97%
South Sindh	0%	0%	0%	1%	0%	0%	1%	1%	1%	6%	4%	3%	92%	95%	96%
SINDH	0%	0%	0%	1%	0%	0%	1%	0%	1%	5%	4%	3%	93%	95%	96%
Central Khyber Pakhtunkhwa	0%	0%	0%	0%	1%	0%	0%	0%	0%	1%	1%	1%	98%	98%	98%
North Khyber Pakhtunkhwa	0%	0%	0%	1%	1%	1%	0%	1%	0%	3%	4%	3%	96%	94%	96%
South Khyber Pakhtunkhwa	1%	0%	2%	2%	2%	0%	1%	2%	0%	3%	5%	3%	94%	91%	94%
Khyber Pakhtunkhwa	0%	0%	1%	1%	1%	0%	0%	1%	0%	2%	3%	2%	96%	95%	97%
KP-TD	0%	0%	0%	2%	0%	0%	1%	1%	0%	9%	8%	3%	89%	91%	96%
Rest of Balochistan	7%	3%	0%	7%	9%	5%	2%	4%	3%	23%	13%	18%	62%	71%	75%
North Balochistan	0%	4%	0%	3%	6%	3%	3%	2%	0%	10%	10%	12%	83%	78%	85%
Quetta Block	1%	0%	3%	1%	1%	0%	4%	0%	0%	10%	7%	1%	83%	92%	96%
BALUCHISTAN	2%	2%	1%	3%	4%	2%	3%	3%	1%	13%	10%	10%	80%	82%	86%
PAKISTAN	0%	0%	0%	1%	1%	0%	1%	1%	1%	4%	4%	3%	95%	95%	96%

* Afp.rec Data as of 10-12-2018

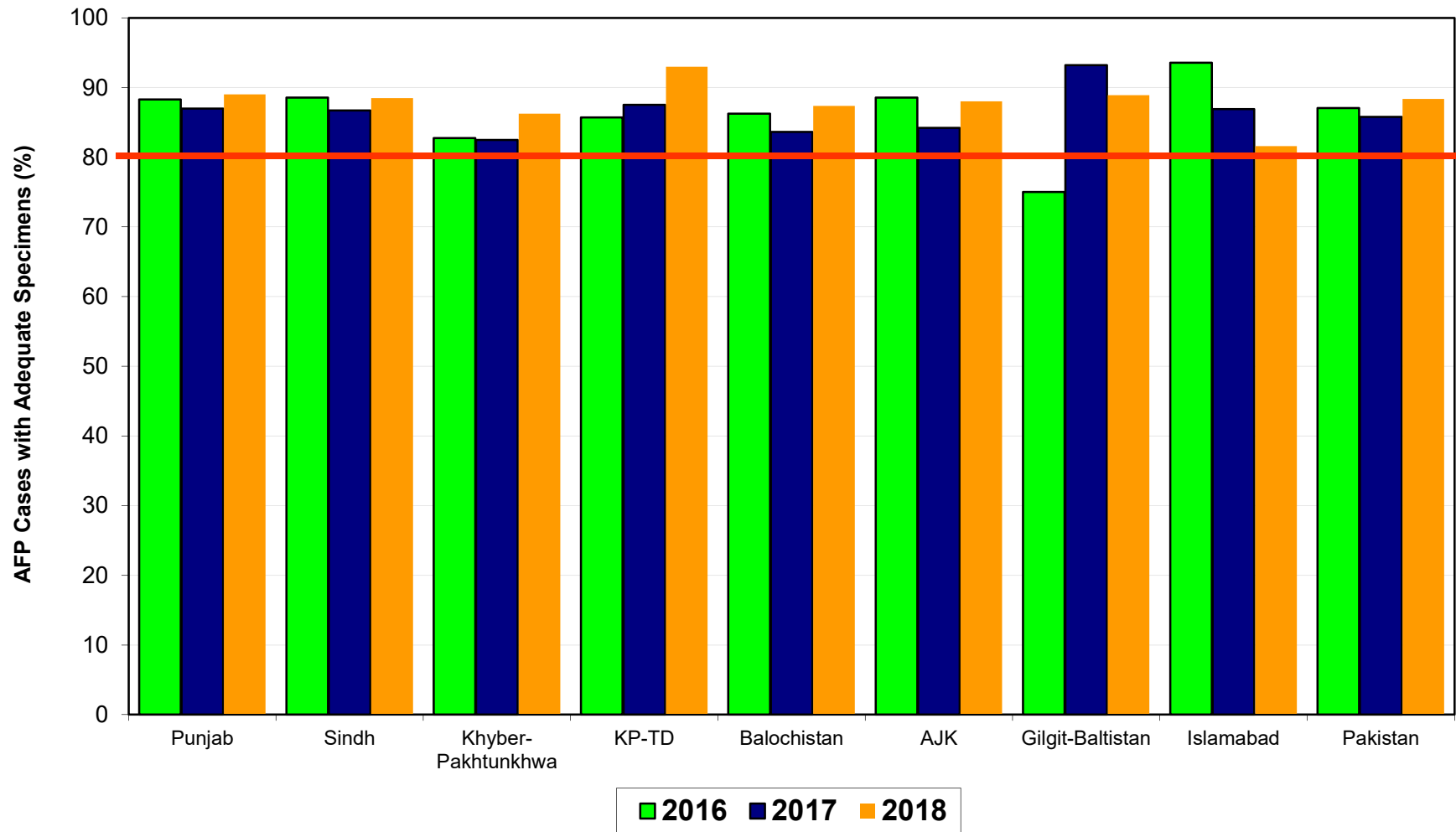
Non Polio AFP Rate By Province/Regions, 2016-2018*



Minimum Target Non-Polio AFP Rate is 6/100000 < 15 years of the age

* Afp.rec Data as of 10-12-2018

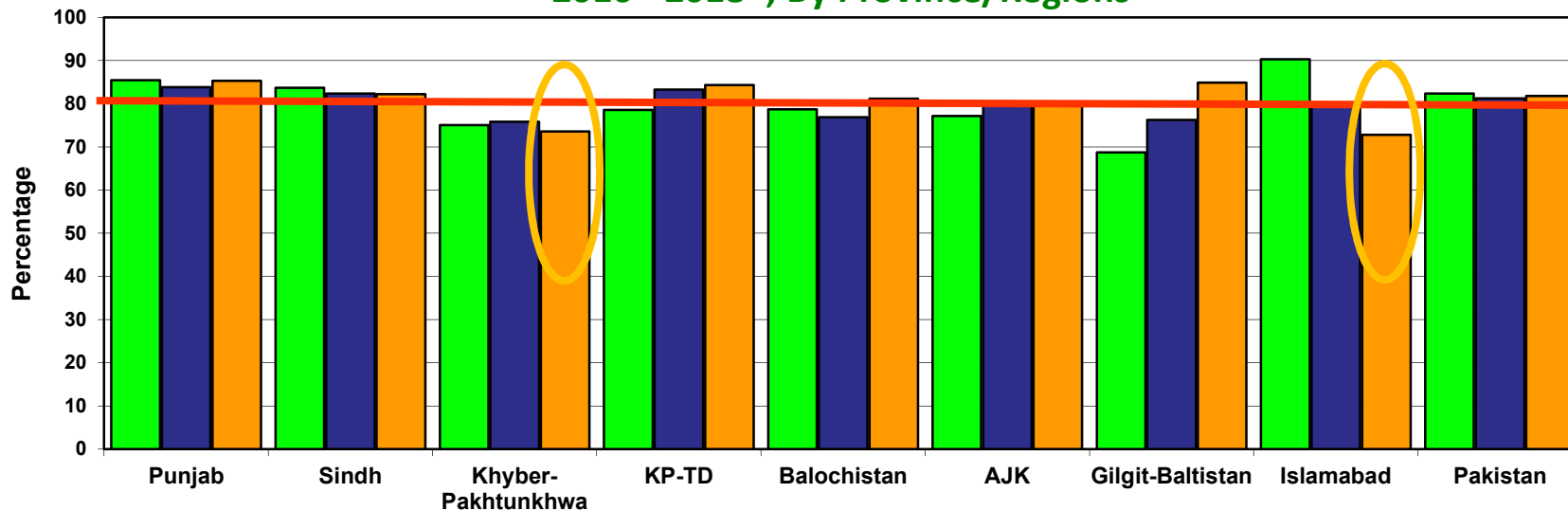
Percent AFP Cases with Adequate Specimens By Province/Regions, 2016-2018*



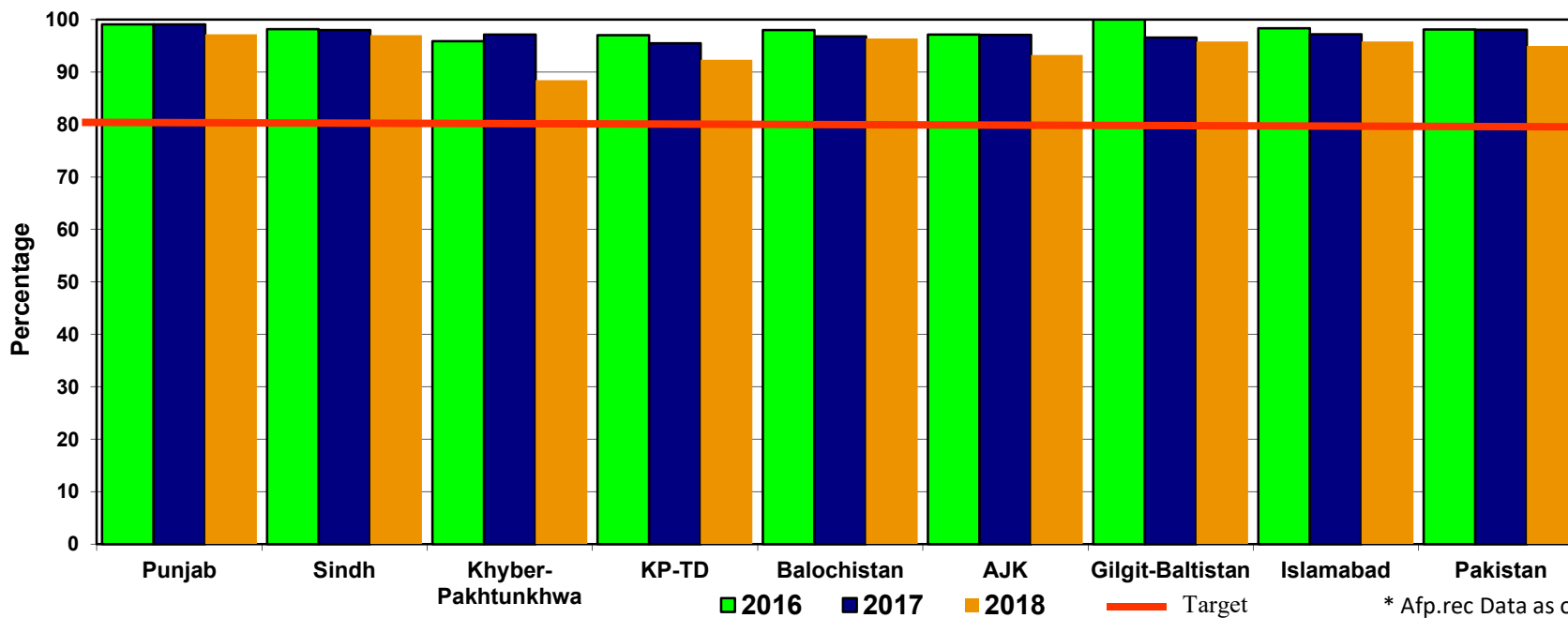
* Afp.rec Data as of 10-12-2018

— Target Adequate Sample cases = 80%

**Graph 5: Percent AFP Cases Notified within 07 days of paralysis onset
2016 - 2018*; By Province/Regions**



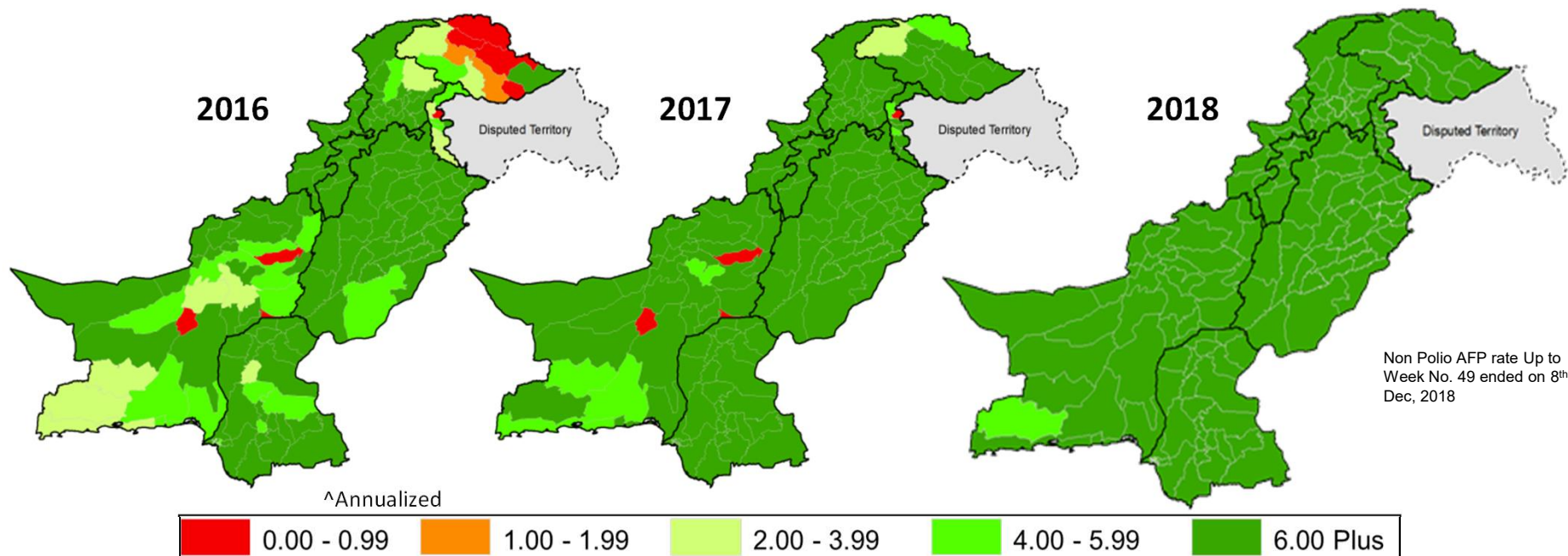
**Graph 6: Percent AFP Cases Investigated within 48 hours of notification
2016 ~ 2018*; By Province/Regions**



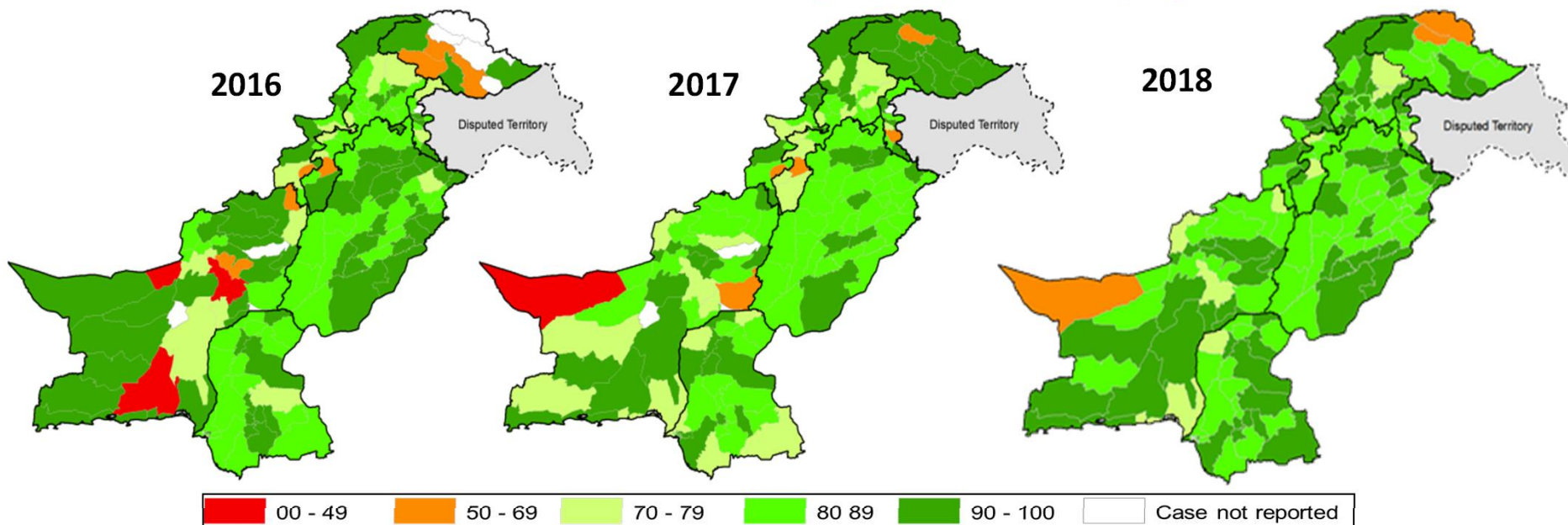
2016 2017 2018 Target

* Afp.rec Data as of 10-12-2018

Non-Polio ^ AFP Rate by District



Percent AFP Cases with Adequate Specimens, by District



**Table 7.4: AFP CASES PENDING FOR CLASSIFICATION
WITH DATE OF ONSET MORE THAN 90 DAYS* 2018 Page (1/4)**

S. No	DISTRICT	TEHSIL	EPID	SEX	AGE	DONSET	DOSESE	DSTOOL1	DSTOOL2	LAB	FEVER	ASVM	PROG	FUP	PEND (DAYS)
1	BAHWLNAGAR	BAHWLNAGAR	PB/73/18/125	M	30	01-09-18	7+	12-11-18	13-11-18	EV	UK	UK	UK		98
2	HARIPUR	HARIPUR	KP/12/18/800	F	84	17-07-18	7+	10-08-18	11-08-18	NVI	UK	UK	UK		144
3	LAKKIMRWT	LAKKIMRWT	KP/62/18/074	F	168	05-08-18	7+	31-08-18	01-09-18	NVI	UK	UK	UK		125
4	LAKKIMRWT	LAKKIMRWT	KP/62/18/085	M	8	15-08-18	7+	11-09-18	12-09-18	EV	UK	UK	UK		115
5	LAKKIMRWT	LAKKIMRWT	KP/62/18/083	M	8	02-08-18	7+	13-09-18	14-09-18	NVI	UK	UK	UK		128
6	LAKKIMRWT	LAKKIMRWT	KP/62/18/087	F	24	31-08-18	7+	15-09-18	16-09-18	EV	UK	UK	UK		99
7	LAKKIMRWT	LAKKIMRWT	KP/62/18/086	F	2	09-08-18	7+	14-09-18	15-09-18	VACC	UK	UK	UK		121
8	LAKKIMRWT	LAKKIMRWT	KP/62/18/089	F	48	02-09-18	7+	22-09-18	23-09-18	NVI	UK	UK	UK		97
9	LAKKIMRWT	LAKKIMRWT	KP/62/18/094	M	30	29-08-18	7+	02-10-18	03-10-18	EV	UK	UK	UK		101
10	LAKKIMRWT	LAKKIMRWT	KP/62/18/101	F	37	01-09-18	7+	15-10-18	19-10-18	EV	UK	UK	UK		98
11	LORALAI	LORALAI	BN/22/18/199	M	900	20-05-18	7+	LATE NOTIFIED			UK	UK	UK		202
12	INFEROZ	INFEROZ	SD/45/18/038	M	48	25-08-18	7+	10-10-18	11-10-18	EV	N	Y	Y		105
13	PISHIN	PISHIN	BN/12/18/800	F	36	06-08-18	7+	21-08-18	22-08-18	EV	UK	UK	UK		124
14	UMERKOT	UMERKOT	SD/34/18/048	F	48	14-08-18	7+	06-09-18	07-09-18	NVI	N	N	Y		116
15	VEHARI	VEHARI	PB/63/18/091	M	900	01-09-18	7+	LATE NOTIFIED			UK	UK	UK		98
16	WAZIR-S	WAZIR-S	TD/65/18/800	M	3	05-09-18	7+	05-10-18	07-10-18	NVI	UK	UK	UK		94
17	BHAKKAR	DARYA KHAN	PB/44/18/033	M	54	24-08-18	7+	21-09-18	22-09-18	EV	Y	N	Y	Y	106
18	BHAKKAR	KALOOR KOT	PB/44/18/042	M	56	24-08-18	7+	28-09-18	29-09-18	NVI	N	N	Y	Y	106
19	GUJRANWALA	AROOP TOWN	PB/21/18/196	M	96	22-08-18	7+	13-09-18	14-09-18	NVI	N	N	Y	Y	108
20	GUJRAT	SARAI ALAMGIR	PB/23/18/086	M	84	07-09-18	7+	DIED BEFORE STOOL			Y	N	Y	DIED	92
21	JHANG	SHORKOT	PB/53/18/069	M	18	31-08-18	7+	DIED BEFORE STOOL			Y	N	Y	DIED	99
22	KASUR	KOT RADHA KISHAN	PB/32/18/077	M	156	29-07-18	7+	19-08-18	20-08-18	NVI	N	N	Y	Y	132
23	KHANEWAL	KHANEWAL	PB/62/18/107	F	96	07-09-18	7+	26-10-18	27-10-18	NVI	Y	Y	Y	Y	92
24	LAHORE	AZIZ BHATTI TOWN	PB/31/18/289	M	15	05-09-18	7+	LATE NOTIFIED			N	N	Y		94
25	LAHORE	GULBERG TOWN	PB/31/18/327	M	30	01-09-18	7+	17-10-18	18-10-18	EV	Y	Y	Y	Y	98
26	LAYYAH	CHOUBARA	PB/84/18/049	F	36	21-08-18	7+	03-09-18		NVI	Y	Y	UK	DIED	109
27	LODHRAN	DUNYA PUR	PB/64/18/065	F	144	30-08-18	7+	21-09-18	26-09-18	NVI	Y	N	Y	Y	100
28	LODHRAN	LODHRAN	PB/64/18/066	F	57	04-09-18	7+	25-09-18	26-09-18	NVI	Y	Y	Y	Y	95
29	MBDIN	PHALIA	PB/24/18/060	F	14	23-08-18	7+	08-09-18	09-09-18	NVI	Y	Y	Y	Y	107
30	MBDIN	M.B DIN	PB/24/18/068	M	111	28-08-18	7+	24-10-18	25-10-18	NVI	N	N	Y	Y	102
31	MIANWALI	PIPLAN	PB/43/18/062	F	36	26-08-18	7+	LATE NOTIFIED			Y	N	N	Y	104
32	MULTAN	MULTAN URBAN	PB/61/18/118	F	24	05-09-18	7+	22-09-18	23-09-18	NVI	Y	Y	Y	Y	94
33	MUZFARGARH	ALIPUR	PB/83/18/206	M	18	24-08-18	7+	26-09-18	27-09-18	NVI	Y	Y	Y	Y	106
34	MUZFARGARH	JATOI	PB/83/18/229	F	7	04-09-18	7+	20-10-18	21-10-18	NVI	Y	Y	Y		95
35	MUZFARGARH	JATOI	PB/83/18/231	M	14	21-08-18	3	LATE NOTIFIED			Y	Y	Y		109
36	PAKPATTEN	ARIFWALA	PB/66/18/075	M	36	04-09-18	7+	14-10-18	18-10-18	NVI	Y	Y	Y	Y	95
37	RAJANPUR	JAM PUR	PB/82/18/111	M	12	30-08-18	7+	DIED BEFORE STOOL			Y	Y	Y	DIED	100
38	RAWALPINDI	KAHUTA	PB/11/18/195	M	96	07-09-18	7+	27-09-18	28-09-18	NVI	N	Y	Y	Y	92
39	RYKHAN	RAHIMYAR KHAN	PB/72/18/197	M	75	20-08-18	7+	DIED BEFORE STOOL			Y	N	Y	DIED	110
40	RYKHAN	RAHIMYAR KHAN	PB/72/18/215	F	84	24-08-18	7+	12-09-18	14-09-18	NVI	Y	Y	Y	Y	106
41	SARGODHA	BHULWAL	PB/41/18/080	F	144	26-08-18	3	09-09-18	12-09-18	EV	Y	N	Y	Y	104
42	SARGODHA	SARGODHA	PB/41/18/097	M	14	25-08-18	7+	29-09-18	01-10-18	NVI	N	Y	Y	Y	105

* Afp.rec Data as of 10-12-2018

€ Based on recall of parents

60 days Follow-up not done

FUP = Residual Weakness at 60 days follow up.

**Table 7.4: AFP CASES PENDING FOR CLASSIFICATION
WITH DATE OF ONSET MORE THAN 90 DAYS* 2018 Page (2/4)**

S. No	DISTRICT	TEHSIL	EPID	SEX	AGE	DONSET	DOSESE	DSTOOL1	DSTOOL2	LAB	FEVER	ASVM	PROG	FUP	PEND (DAYS)
43	SARGODHA	SARGODHA	PB/41/18/104	F	41	20-08-18	7+	LATE NOTIFIED			N	Y	Y		110
44	SHEIKHUPURA	SHEIKHUPURA	PB/33/18/090	M	288	23-07-18	7+	17-08-18	18-08-18	NVI	Y	Y	Y	Y	138
45	SHEIKHUPURA	SHARAQPUR	PB/33/18/095	M	228	01-08-18	7+	29-08-18	31-08-18	NVI	Y	Y	Y	Y	129
46	BADIN	MATLI	SD/23/18/050	M	36	08-08-18	7+	20-08-18	29-08-18	EV	N	N	Y	Y	122
47	BADIN	GOLARCHI	SD/23/18/056	F	11	25-08-18	7+	DIED BEFORE STOOL			Y	N	Y	DIED	105
48	DADU	MEHAR	SD/24/18/045	F	74	28-04-18	7+	14-08-18	15-08-18	EV	Y	Y	Y	Y	224
49	HYDERABAD	HYDERABAD RURAL	SD/21/18/064	M	24	20-07-18	7+	02-09-18	04-09-18	NVI	Y	Y	N	Y	141
50	JACOBABAD	GARHI KHAIRO	SD/53/18/048	M	12	11-06-18	7+	LATE NOTIFIED			Y	Y	Y	Y	180
51	JACOBABAD	GARHI KHAIRO	SD/53/18/050	F	84	17-07-18	7+	20-08-18	22-08-18	NVI	Y	Y	Y	DIED	144
52	JACOBABAD	JACOBABAD	SD/53/18/061	M	84	10-08-18	7+	LATE NOTIFIED			N	Y	Y	Y	120
53	JAMSHORO	SEHWAN	SD/25/18/053	M	168	27-08-18	7+	16-09-18	17-09-18	NVI	N	Y	Y	Y	103
54	KAMBAR	WARAH	SD/55/18/061	F	36	24-05-18	7+	LATE NOTIFIED			N	Y	Y	Y	198
55	KAMBAR	KAMBAR	SD/55/18/066	F	18	02-08-18	7+	DIED BEFORE STOOL			Y	N	Y	DIED	128
56	KAMBAR	SJAWAL	SD/55/18/067	M	28	10-07-18	7+	07-08-18	08-08-18	NVI	Y	Y	Y	DIED	151
57	KAMBAR	QUBO SAEED KHAN	SD/55/18/074	F	12	29-07-18	7+	LATE NOTIFIED			Y	N	Y	DIED	132
58	KHAIRPUR	THARI MIR WAH	SD/43/18/073	M	48	27-07-18	7+	31-07-18		EV	Y	Y	Y	DIED	134
59	KHIBALDIA	BALDIA	SD/61/18/020	F	27	20-08-18	7+	12-09-18	13-09-18	EV	Y	N	Y	Y	110
60	KHIBINQASIM	BINQASIM	SD/62/18/025	M	36	07-09-18	7+	01-10-18	03-10-18	NVI	Y	N	Y		92
61	KHIGADAP	GADAP	SD/63/18/026	M	84	01-06-18	7+	11-06-18		NVI	N	N	Y	DIED	190
62	KHIGADAP	GADAP	SD/63/18/033	M	36	06-08-18	7+	DIED BEFORE STOOL			Y	Y	Y	DIED	124
63	KHINNAZIM	NNAZIM	SD/74/18/020	F	32	15-08-18	7+	29-08-18	31-08-18	NVI	Y	Y	Y	Y	115
64	LARKANA	DOKRI	SD/51/18/089	F	32	18-07-18	7+	LATE NOTIFIED			Y	Y	Y		143
65	MATIARI	MATIARI	SD/28/18/040	M	72	16-08-18	7+	01-09-18		NVI	N	N	Y	DIED	114
66	SANGHAR	SINJHORO	SD/32/18/054	M	18	14-08-18	7+	01-10-18	04-10-18	NVI	Y	Y	Y	Y	116
67	SHIKARPUR	LAKHI	SD/52/18/051	F	120	30-08-18	7+	10-09-18		NVI	N	N	Y	DIED	100
68	SHIKARPUR	LAKHI	SD/52/18/056	M	12	03-09-18	7+	DIED BEFORE STOOL			Y	N	Y	DIED	96
69	SUJAWAL	SHAH BUNDER	SD/79/18/077	M	11	10-06-18	7+	28-07-18	29-07-18	EV	Y	Y	Y	Y	181
70	SUJAWAL	JATI	SD/79/18/109	F	13	01-09-18	7+	02-10-18	04-10-18	EV	Y	Y	Y		98
71	SUJAWAL	JATI	SD/79/18/110	M	6	04-09-18	6	08-10-18	10-10-18	EV	Y	Y	Y		95
72	BANNU	BANNU	KP/61/18/039	F	50	18-08-18	7+	01-09-18	02-09-18	NVI	Y	N	Y	Y	112
73	BANNU	WAZIR	KP/61/18/040	M	144	10-08-18	0	05-09-18	07-09-18	NVI	Y	Y	Y	Y	120
74	BANNU	BANNU	KP/61/18/043	M	36	18-08-18	7+	14-09-18	15-09-18	NVI	N	N	Y	Y	112
75	BANNU	WAZIR	KP/61/18/054	F	23	20-08-18	7+	LATE NOTIFIED			UK	Y	Y	Y	110
76	BANNU	BANNU	KP/61/18/059	F	96	29-08-18	7+	LATE NOTIFIED			UK	Y	Y	Y	101
77	CHARSADA	TANGI	KP/31/18/099	M	37	17-07-18	7+	23-07-18		NVI	Y	N	Y	DIED	144
78	CHARSADA	SHABQADAR	KP/31/18/113	M	4	01-09-18	6	27-09-18	28-09-18	NVI	Y	Y	Y	Y	98
79	CHARSADA	CHARSADDA	KP/31/18/114	F	19	23-08-18	7+	28-09-18	29-09-18	EV	N	Y	Y	Y	107
80	CHARSADA	SHABQADAR	KP/31/18/120	M	36	03-09-18	7+	06-10-18	08-10-18	EV	Y	Y	Y	Y	96
81	CHARSADA	CHARSADDA	KP/31/18/142	M	28	20-08-18	7+	LATE NOTIFIED			UK	Y	Y	Y	110
82	CHITRAL	CHITRAL	KP/21/18/036	F	216	02-09-18	0	12-10-18	13-10-18	NVI	Y	Y	Y		97
83	DIKHAN	DERA ISMAIL KHAN	KP/60/18/049	M	84	14-06-18	3	27-07-18	28-07-18	NVI	N	Y	Y		177
84	DIKHAN	DERA ISMAIL KHAN	KP/60/18/054	F	143	11-07-18	7+	09-08-18	10-08-18	EV	Y	Y	Y	Y	150

* Afp.rec Data as of 10-12-2018

€ Based on recall of parents

60 days Follow-up not done

FUP = Residual Weakness at 60 days follow up.

**Table 7.4: AFP CASES PENDING FOR CLASSIFICATION
WITH DATE OF ONSET MORE THAN 90 DAYS* 2018 Page (3/4)**

S. No	DISTRICT	TEHSIL	EPID	SEX	AGE	DONSET	DOSESE	DSTOOL1	DSTOOL2	LAB	FEVER	ASVM	PROG	FUP	PEND (DAYS)
85	DIKHAN	PHARPUR	KP/60/18/057	F	26	17-08-18	7+			EV	N	N	Y		113
86	HANGU	THALL	KP/54/18/030	F	96	20-08-18	7+	20-09-18	22-09-18	NVI	Y	Y	Y	Y	110
87	KOHAT	DARRA ADAM KHEL	KP/50/18/044	M	84	23-07-18	7+	08-08-18	10-08-18	NVI	N	Y	Y		138
88	KOHAT	KOHAT	KP/50/18/047	M	10	26-08-18	0	DIED BEFORE STOOL			Y	Y	Y	DIED	104
89	KOHISTAN	DASSU	KP/13/18/006	M	164	25-02-18	7+	21-03-18	22-03-18	NVI	Y	N	N	Y	286
90	KOHISTAN	DASSU	KP/13/18/019	M	30	31-07-18	7+	09-08-18		EV	Y	Y	Y		130
91	KOHISTAN	DASSU	KP/13/18/020	F	24	13-08-18	1	DIED BEFORE STOOL			Y	N	Y	DIED	117
92	KOHISTAN	PATTANA	KP/13/18/022	M	24	26-08-18	7+	05-10-18	06-10-18	NVI	Y	Y	Y		104
93	KOHISTAN	PATTANA	KP/13/18/023	F	36	28-08-18	7+	05-10-18	06-10-18	EV	Y	N	Y		102
94	LAKKIMRWT	SERAI NAURANG	KP/62/18/019	M	10	20-02-18	7+	25-03-18	26-03-18	EV	Y	Y	Y	Y	291
95	LAKKIMRWT	LAKKI MARWAT	KP/62/18/058	M	26	24-05-18	7+	25-06-18	26-06-18	EV	Y	Y	Y	Y	198
96	LAKKIMRWT	LAKKI MARWAT	KP/62/18/084	M	22	20-06-18	7+	LATE NOTIFIED			N	N	N		171
97	MALAKAND	BATKHELA	KP/20/18/043	F	71	03-09-18	7+	DIED BEFORE STOOL			Y	Y	Y	DIED	96
98	MALAKAND	BATKHELA	KP/20/18/056	M	20	16-06-18	7+	LATE NOTIFIED			Y	Y	Y	Y	175
99	MANSEHRA	BALAKOT	KP/14/18/041	F	36	27-07-18	7+	25-08-18	26-08-18	EV	Y	Y	Y		134
100	MANSEHRA	UGGI	KP/14/18/042	F	36	22-08-18	7+	02-09-18	11-09-18	NVI	Y	N	Y	Y	108
101	MARDAN	MARDAN	KP/40/18/168	M	20	03-09-18	7+	25-09-18	26-09-18	EV	Y	Y	Y	Y	96
102	MARDAN	MARDAN	KP/40/18/174	M	58	03-09-18	7+	27-09-18	28-09-18	NVI	N	Y	Y	Y	96
103	NOWSHERA	NOWSHERA	KP/32/18/051	M	13	27-04-18	7+	06-06-18	07-06-18	EV	Y	Y	Y	Y	225
104	NOWSHERA	NOWSHERA	KP/32/18/098	M	72	27-08-18	7+	05-10-18	06-10-18	NVI	Y	Y	Y	Y	103
105	PESHAWAR	PESHAWAR	KP/30/18/228	F	16	02-07-18	7+	LATE NOTIFIED			N	Y	Y	Y	159
106	SWABI	TOPI	KP/41/18/109	M	1	30-08-18	1	19-09-18	21-09-18	EV	N	N	Y	DIED	100
107	SWABI	RAZAR	KP/41/18/107	M	18	04-09-18	7+	DIED BEFORE STOOL			Y	N	Y	DIED	95
108	SWAT	KHWAZA KHELA	KP/24/18/114	F	27	06-09-18	7+	11-10-18	12-10-18	NVI	Y	Y	Y	Y	93
109	TORGHAR	JUDBAH	KP/15/18/009	F	26	24-07-18	2	LATE NOTIFIED			Y	N	N	Y	137
110	KABDULAH	CHAMAN	BN/14/18/027	M	120	05-09-18	7+	26-09-18	27-09-18	EV	Y	Y	Y	Y	94
111	PISHIN	PISHIN	BN/12/18/033	F	61	10-08-18	7+	10-10-18	14-10-18	NVI	Y	N	Y	Y	120
112	ZHOB	ZHOB	BN/21/18/012	F	4	31-08-18	3	27-09-18	28-09-18	VACC	Y	N	Y	DIED	99
113	BHIMBER	BARNALA	AJ/60/18/023	F	68	25-08-18	7+	15-09-18	16-09-18	EV	Y	N	Y	DIED	105
114	SHIGAR	SHIGAR	GB/24/18/009	F	132	23-08-18	7+	03-09-18	08-09-18	VACC	N	N	Y		107
115	CDA	CDA	IB/01/18/022	M	68	04-06-18	7+	15-06-18	20-06-18	EV	N	Y	Y		187
116	CDA	CDA	IB/01/18/025	F	39	20-07-18	7+	04-08-18	06-08-18	NVI	Y	Y	Y		141
117	CDA	CDA	IB/01/18/028	F	96	08-08-18	7+	26-08-18	01-09-18	NVI	Y	N	Y		122
118	CDA	CDA	IB/01/18/029	F	9	11-07-18	7+	31-08-18	01-09-18	NVI	UK	UK	UK		150
119	CDA	CDA	IB/01/18/030	M	24	28-08-18	7+	31-08-18		NVI	Y	Y	Y		102
120	ICT	ICT	IB/02/18/034	M	41	12-07-18	7+	03-08-18	04-08-18	NVI	N	N	Y		149
121	ICT	ICT	IB/02/18/038	M	120	07-07-18	7+	16-08-18	17-08-18	EV	UK	UK	UK		154
122	ICT	ICT	IB/02/18/037	F	120	24-07-18	7+	17-08-18	19-08-18	NVI	UK	UK	UK		137
123	ICT	ICT	IB/02/18/043	F	150	07-08-18	7+	04-09-18	06-09-18	NVI	Y	Y	Y		123
124	ICT	ICT	IB/02/18/046	F	153	16-06-18	3	LATE NOTIFIED			N	Y	Y		175
125	ICT	ICT	IB/02/18/053	F	28	25-08-18	7+	25-09-18	26-09-18	NVI	Y	Y	Y		105
126	ICT	ICT	IB/02/18/057	F	12	06-09-18	7+	03-10-18	05-10-18	VACC	Y	Y	Y		93

* Afp.rec Data as of 10-12-2018

€ Based on recall of parents

60 days Follow-up not done

FUP = Residual Weakness at 60 days follow up.

**Table 7.4: AFP CASES PENDING FOR CLASSIFICATION
WITH DATE OF ONSET MORE THAN 90 DAYS* 2018 Page (4/4)**

S. No	DISTRICT	TEHSIL	EPID	SEX	AGE	DONSET	DOSE€	DSTOOL1	DSTOOL2	LAB	FEVER	ASYM	PROG	FUP	PEND (DAYS)
127	ICT	ICT	IB/02/18/060	F	84	22-08-18	7+	14-10-18	15-10-18	EV	N	N	Y		108
128	ICT	ICT	IB/02/18/069	M	18	25-08-18	7+	LATE NOTIFIED			Y	Y	Y		105
129	BAJOUR	WARA MAMOUND	FT/33/18/047	F	3	05-06-18	2	23-06-18	24-06-18	NVI	Y	Y	Y	Y	186
130	BAJOUR	LOE MAMOUND	TD/33/18/081	F	39	24-08-18	7+	10-09-18	11-09-18	EV	N	Y	Y		106
131	FR BANNU	FR BANNU	FT/69/18/021	M	18	09-05-18	7+	07-07-18	08-07-18	NVI	N	Y	UK		213
132	KURRAM	UPPER KURRAM	FT/52/18/016	M	16	26-05-18	7+	27-06-18	28-06-18	EV	N	N	UK	Y	196
133	MOHMAND	KHAWEZAI	TD/35/18/042	M	96	26-07-18	7+	17-08-18	18-08-18	EV	Y	Y	Y	Y	135
134	MOHMAND	EKKAGHUND	TD/35/18/054	M	120	26-08-18	7+	09-10-18	11-10-18	NVI	Y	Y	Y	Y	104
135	WAZIR-S	BIRMAL	TD/65/18/026	F	108	14-08-18	7+	LATE NOTIFIED			Y	N	Y		116
136	WAZIR-S	LADHA	TD/65/18/031	F	3	21-08-18	1	21-09-18	22-09-18	EV	Y	Y	Y		109

* Afp.rec Data as of 10-12-2018

€ Based on recall of parents

60 days Follow-up not done

FUP = Residual Weakness at 60 days follow up.