



**World Health  
Organization**

# **Weekly AFP Surveillance Update Pakistan**

**Week 47** (*Ended on 25<sup>th</sup> November, 2017*)

***National Surveillance Cell***

World Health Organization Country Office,  
Chak Shahzad, Park Road,  
Islamabad, Pakistan


Tel: +92-51 9255123 / 9255282 /9255184

AFP Surveillance



<http://www.emro.who.int/pak/information-resources>

# AFP Case Profile, 2017\*



**Total AFP Cases Reported = 8310**

**^ 235 Inadequate cases not due for FUP**

**^ 208 cases Pending in the Lab**

**^ 111 AFP Cases pending for classification by ERC**

\* Afp.rec Data as of 27-11-2017

## Table 1.1: List of Confirmed Polio Cases, Pakistan 2017\* (1/1)

S.NO.	PROVINCE/ REGION	DISTRICT	TEHSIL	EPID NO.	SEX	AGE (m)	DATE ONSET OF PARALYSIS	NO. OPV DOSES (based on parents recall)		FEVER	Asymetric Paralysis	Rapid Progression	REFUSAL	WPV TYPE	GENETICS
								Routine	SIA's						Cluster
01	PUNJAB	LODHRAN	DUNYAPUR	PB/64/17/008	M	4	28-Jan-17	2	5	Y	Y	Y	N	NSL1	R4B1C2
02	GBALTISTAN	DIAMIR	THORE HUDUR	GB/31/17/002	M	12	13-Feb-17	0	0	Y	Y	Y	N	NSL1	R4B5C4
03	BALUCHISTAN	KABDULAH	CHAMAN	BN/14/17/024	M	18	11-June-17	0	3	Y	Y	Y	N	NSL1	R4B5C3
04	SINDH	KHGIQBAL	G-IQBAL	SD/65/17/018	M	7	11-Aug-17	3	1	Y	N	Y	N	NSL1	R4B5C4
05	KPAKHTUNKHWA	LAKKIMRWT	LAKKIMRWT	KP/62/17/025	F	24	21-Aug-17	3	7+	Y	Y	Y	N	NSL1	R4B1C1

\* Afp.rec Data as of 27-11-2017

# Table 3: Urgent/ITD Pending Cases (1/1)

Basic information										OPV doses				Urgent		Prov	Lab update			Remarks	
S.#	District	Tier	Tehsil	Union council	Epid number	Date of Onset	Age (M)	Sex	Date of 1st stool	Stool Adeq	Ri	SIA's	Last 6 SIA's	Last dose	Field	NSC	Diagnosis	Lab No.	Days Inoc	Culture update	
<b>solates pending for ITSD</b>																					
1	ORAKZAI	2	UPPER ORAKZAI	BILAND KHEL	FT/53/17/030	11-Nov-17	10	M	13-Nov-17	Y	0	7+	6	30-Oct-17	N		GBS	11965	6	L20B+	
2	DIKHAN	2	PAHARPUR	BILOT	KP/60/17/040-C2		29	M	11-Nov-17	-	-	-	18-Sep-17	N	-	-		11942	7	L20B+	
3	KHIGADAP *	1	GADAP	GUJRO-4	SD/63/17/051	09-Nov-17	5	M	17-Nov-17	Y	0	2	2		Y	Y	GBS?	12082	5	L20B+	REFUSAL
4	JAMSHORO	4	KOTRI	SON WALHAR-	SD/25/17/035	03-Nov-17	36	M	10-Nov-17	Y	3	7+	6	30-Oct-17	N		RTSD HEMIPLEGIA	11905	7	L20B+	
5	JAMSHORO	4	T.B.KHAN	SARI	SD/25/17/038	07-Oct-17	36	M	11-Nov-17	N	0	7+	6	18-Sep-17	N		GBS?	11866	5	L20B+	
6	KHUAMSHEED	4	#	#	SD/66/17/026	10-Nov-17	58	M	13-Nov-17	Y	#	#			N		*	11948	7	L20B+	
<b>Reported urgent (by field / NSC criteria)</b>																					
7	NSIRABAD *	3	DMJAMALI	JUDHER (N)	BN/41/17/032	08-Nov-17	9	F	08-Nov-17	Y	0	4	4	09-Oct-17	N	Y	TIA / HEMIPLEGIA	11949	10	UP	
8	BOLAN *	4	DHADAR	KOT RAISANI	BN/42/17/007	11-Nov-17	4	M	14-Nov-17	Y	0	0	0		N	Y	HYPOGALEMIA	12028	7	UP	
9	DIKHAN	2	PAHARPUR	BILOT	KP/60/17/040	15-Sep-17	42	M	10-Nov-17	N	3	7+	6	10-Jul-17	N		IND NEURITIS	11940	11	UP	Index of C-2
10	KHIGIOBAL *	3	G-IQBAL	GULZAR-E-	SD/65/17/027	05-Nov-17	60	M	14-Nov-17	Y	3	7+	6	30-Oct-17	Y	N	GBS/TRAUMATIC NEURITIS	11966	10	UP	

\* New addition

§ New results

#Data not available

¥ NSC Criteria = Fever, Rapid Progress, Age < 48 months and OPV Doses < 7

UP = Under process

Urgent (Field/NSC) / Inadequate specimens / Age 12-35 months / Zero OPV dose

OPending for genomic sequencing

As on 27-11-2017

# Point in time comparison of Polio Cases by Province/Region 2016 - 2017\*

Region/ Province	No. of polio cases		No. of infected districts/towns		Most recent polio case
	2016	2017	2016	2017	
<b>Khyber Pakhtunkhwa</b>	08	01	06	01	21-Aug-17
<b>Sindh</b>	08	01	05	01	11-Aug-17
<b>Balochistan</b>	01	01	01	01	11-June-17
<b>G-Baltistan</b>	0	01	0	01	13-Feb-17
<b>Punjab</b>	0	01	0	01	28-Jan-17
<b>FATA / FR Areas</b>	02	0	01	0	27-Jul -16
<b>Pakistan</b>	<b>19</b>	<b>05</b>	<b>13</b>	<b>05</b>	<b>21-Aug-17</b>

Fifteen additional district / town declared infected based on environmental samples in 2017

\* Afp.rec Data as of 27-11-2017





## Table 2: LAB Update 2017\*

Month of Onset	AFP Cases	No virus isolated	Cases Under Process		Isolated Viruses from stools						
			Culture	ITD	Vaccine viruses		NPEV		Wild	Results within 14 days	
			n	n	n	n	n	%	n	%	n
January	751	595	0	0	56	7	99	13%	1	750	100%
February	774	621	0	0	44	6	108	14%	1	773	100%
March	831	643	0	0	53	6	135	16%	0	831	100%
April	819	585	0	0	47	6	187	23%	0	815	100%
May	912	687	0	0	50	5	175	19%	0	900	99%
June	672	460	0	0	17	3	194	29%	1	610	91%
July	895	575	0	0	23	3	297	33%	0	895	100%
August	857	543	0	0	20	2	292	34%	2	855	100%
September	848	492	3	1	68	8	285	34%	0	845	100%
October	855	576	21	1	47	5	211	25%	0	834	98%
November	259	59	187	4	5	2	11	4%	0	75	29%
<b>Pakistan</b>	<b>8473</b>	<b>5836</b>	<b>211</b>	<b>6</b>	<b>430</b>	<b>5</b>	<b>1994</b>	<b>24%</b>	<b>5</b>	<b>8004</b>	<b>94%</b>

\*Data as of 27-11-2017

# Comparison of Environmental Sampling Results, 2016-17\*

DISTRICT	2016					2017					Last
	TOTAL	WILD			TOTAL	WILD					
	n	GRAB	BMFS	TOTAL		n	GRAB	BMFS	TOTAL		
		n	n	n	%		n	n	n	%	
LAHORE	57	2	1	3	5%	51			0	0%	18-Oct-16
MULTAN	32	1		1	3%	31	1		1	3%	9-Jan-17
DGKHAN	30	1		1	3%	31			0	0%	12-May-16
RAWALPINDI	23	2	1	3	13%	23	6	2	8	35%	10-Oct-17
FAISALABAD	34	1	1	2	6%	20			0	0%	2-Jul-16
SARGODHA *				0		10			0	0%	
BAHAWALPUR *				0		10			0	0%	
CDA	11			0	0%	10	5		5	50%	10-Jul-17
KHIGIQBAL	23	1	1	2	9%	23	5	1	6	26%	10-Oct-17
KHIGADAP	33	4		4	12%	30	18		18	60%	12-Oct-17
KHIBALDIA	22	1		1	5%	10	1		1	10%	8-Aug-17
KHILANDHI	5			0		10	5		5	50%	19-Sep-17
KHIKORANGI *				0		10	1		1	10%	16-Oct-17
KHISITE *				0		11	4		4	36%	1-Nov-17
SUKKUR	25	2	1	3	12%	26	1	1	2	8%	19-Sep-17
HYDERABAD	17	1		1	6%	10			0	0%	5-Jan-16
JACOBABAD	15		3	3	20%	11	1	1	2	18%	11-Sep-17
SANGHAR *				0		10			0	0%	
DADU *				0		10			0	0%	
KAMBAR *				0		11	1		1	9%	15-Aug-17
PESHAWAR	36	8	1	9	25%	23	4	2	6	26%	10-Oct-17
DIKHAN	44	1		1	2%	19			0	0%	16-Jul-16
BANNU *				0		9			0	0%	
KOHAT *				0		9			0	0%	
CHARSADA *				0		10			0	0%	
MARDAN *				0		10			0	0%	
NOWSHERA *				0		10			0	0%	
KABDULAH	22	5		5	23%	21	13		13	62%	15-Oct-17
QUETTA	53	12		12	23%	41	10	1	11	27%	12-Oct-17
PISHIN	7	4		4	57%	10	5		5	50%	2-Oct-17
KHUZDAR *				0		10			0	0%	
LORALAI *				0		10	2		2	20%	17-Oct-17
ZHOB *				0		10			0	0%	
<b>PAKISTAN</b>	<b>489</b>	<b>46</b>	<b>9</b>	<b>55</b>	<b>11%</b>	<b>550</b>	<b>83</b>	<b>8</b>	<b>91</b>	<b>17%</b>	<b>1-Nov-17</b>

\* New addition in Env Surveillance Network **2017 – 53 Environmental samples are under process)**

\* Data as of November 27, 2017



## WPV and cVDPV Cases by District in 2017

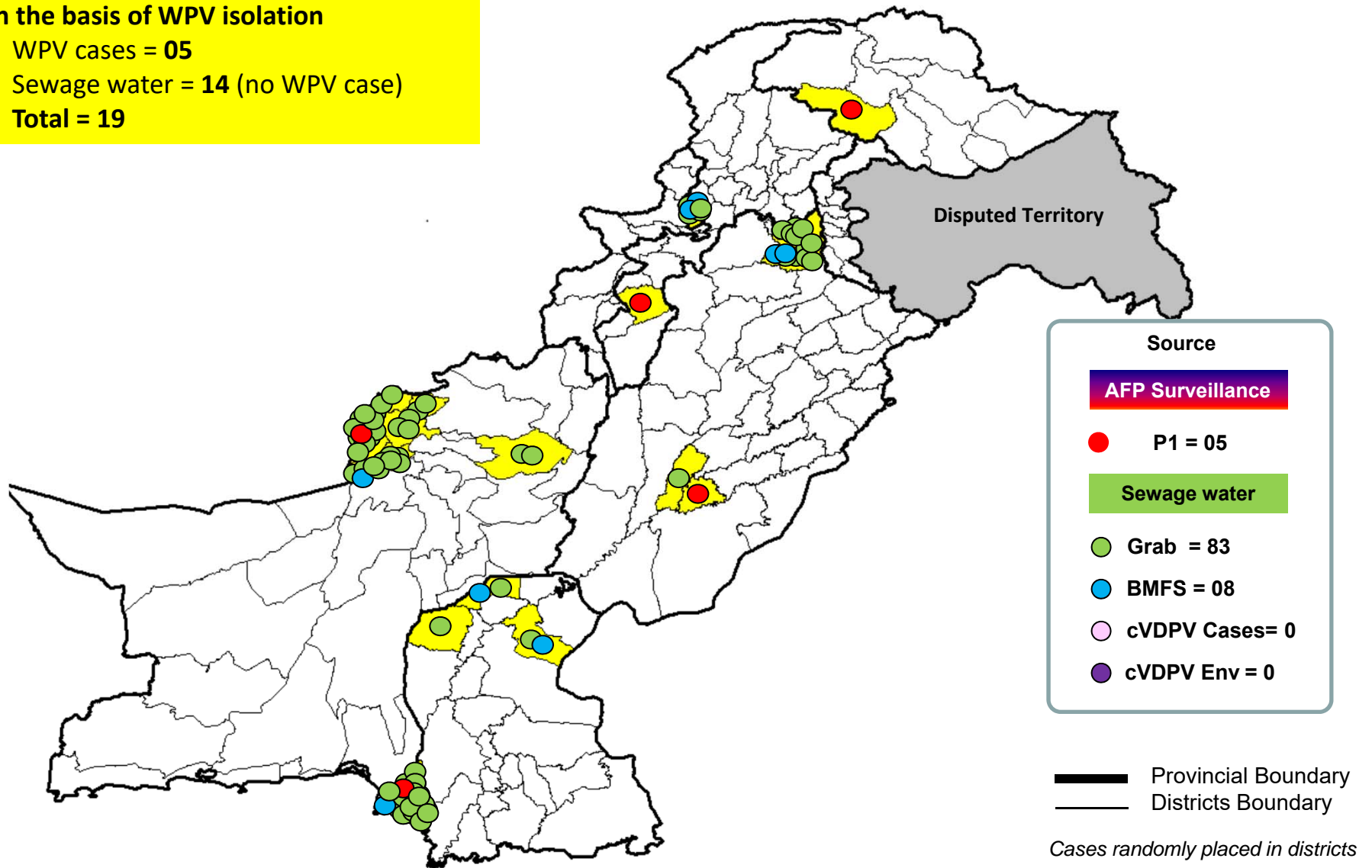
PROVINCE	DISTRICT	WPV Cases		cVDPV Cases	
		Onset of Last Case	Cases	Onset of Last Case	Cases
KPAKHTUNKHWA	LAKKIMRWT	21-Aug	1		
<b>Total</b>		<b>21-Aug</b>	<b>01</b>		
SINDH	KHIGIQBAL	11-Aug	1		
<b>Total</b>		<b>11-Aug</b>	<b>01</b>		
BALUCHISTAN	KABDULAH	11-June	1		
<b>Total</b>		<b>11-June</b>	<b>01</b>		
G-Baltistan	DIAMIR	13-Feb	1		
<b>Total</b>		<b>13-Feb</b>	<b>01</b>		
PUNJAB	LODHRAN	28-Jan	1		
<b>Total</b>		<b>28-Jan</b>	<b>01</b>		
<b>PAKISTAN</b>		<b>21-Aug</b>	<b>05</b>		

## Map 2: Wild Polio virus isolates and cVDPV, 2017\*

### Infected districts/Towns/Agencies/Areas

#### On the basis of WPV isolation

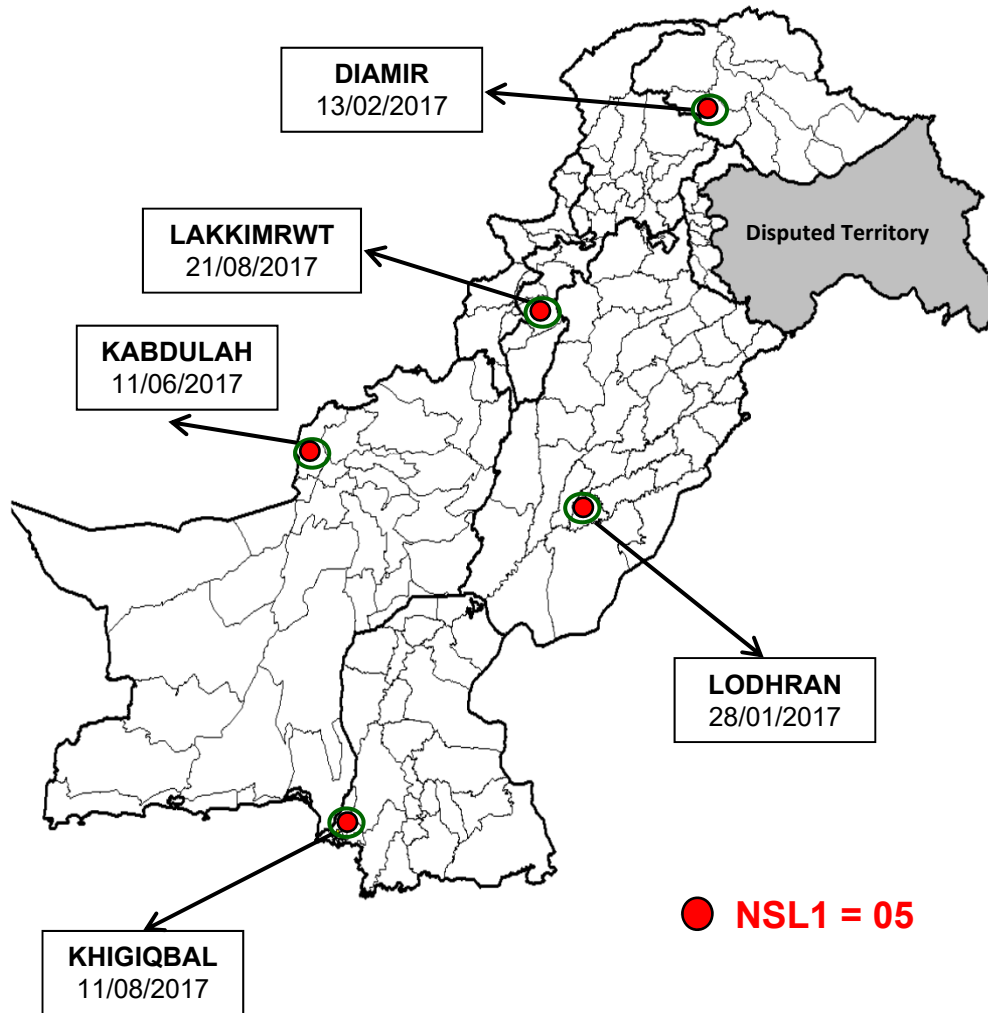
- WPV cases = 05
- Sewage water = 14 (no WPV case)
- Total = 19



\* Afp.rec Data as of 27-11-2017

# Map1: Distribution of Wild Polio Cases Pakistan 2017\*

Districts/Towns with Wild Polio Cases = 05



Province/ Country	Date of Last Case		Number of cases 2017	
	P1	P3	P1	P3
FATA	Jul, 2016	Apr, 2012	-	-
KHYBER-PAKHTUNKHWA	Aug, 2017	Oct, 2010	01	-
SINDH	Aug, 2017	Jan, 2010	01	-
BALUCHISTAN	Jun, 2017	Apr, 2010	01	-
PUNJAB	Jan, 2017	Jun, 2010	01	-
AJK	Jun, 2000	Jun, 2000	-	-
GILGIT-BALTISTAN	Feb, 2017	-	01	-
ISLAMABAD	Sep, 2008	Sep, 2008	-	-
<b>PAKISTAN</b>	<b>Aug, 2017</b>	<b>Apr, 2012</b>	<b>05</b>	<b>-</b>

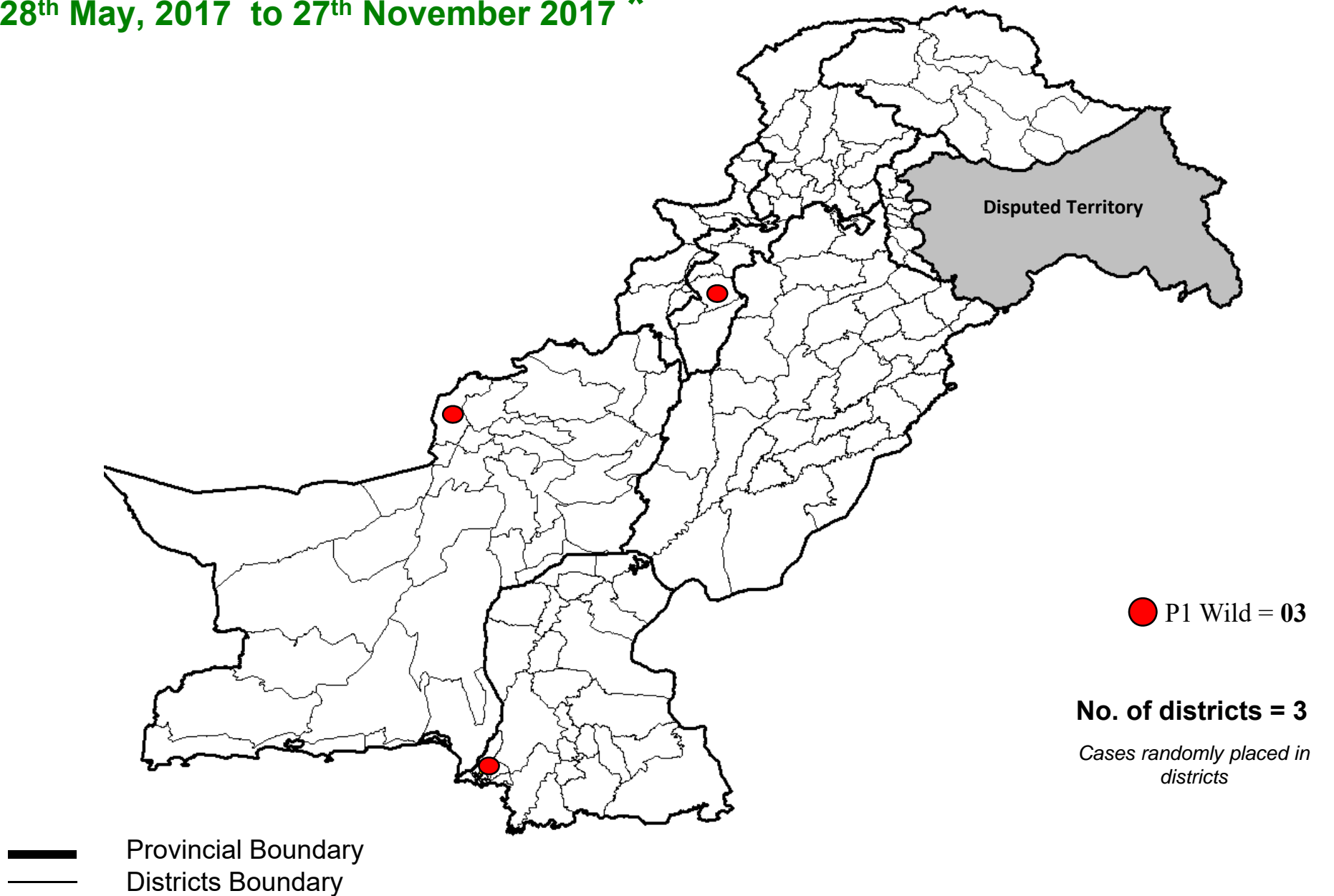
- District with last polio case in province
- Provincial Boundary
- Districts Boundary

Cases randomly placed in districts

\* Afp.rec Data as of 27-11-2017

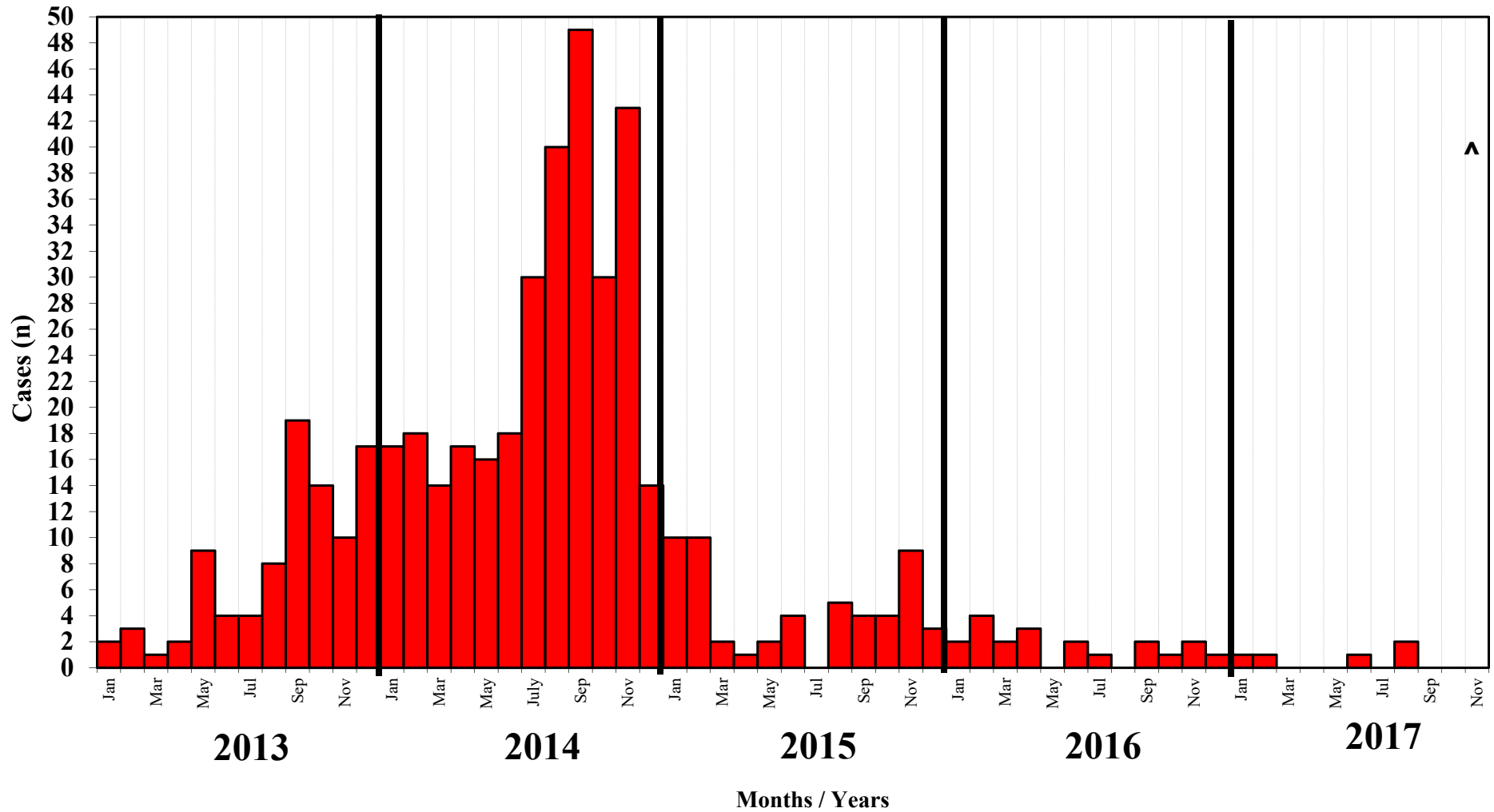
## Map 3: Wild Polio cases in the last 6 months

28<sup>th</sup> May, 2017 to 27<sup>th</sup> November 2017 \*



\* Afp.rec Data as of 27-11-2017

# Confirmed Polio Cases 2013-2017\*

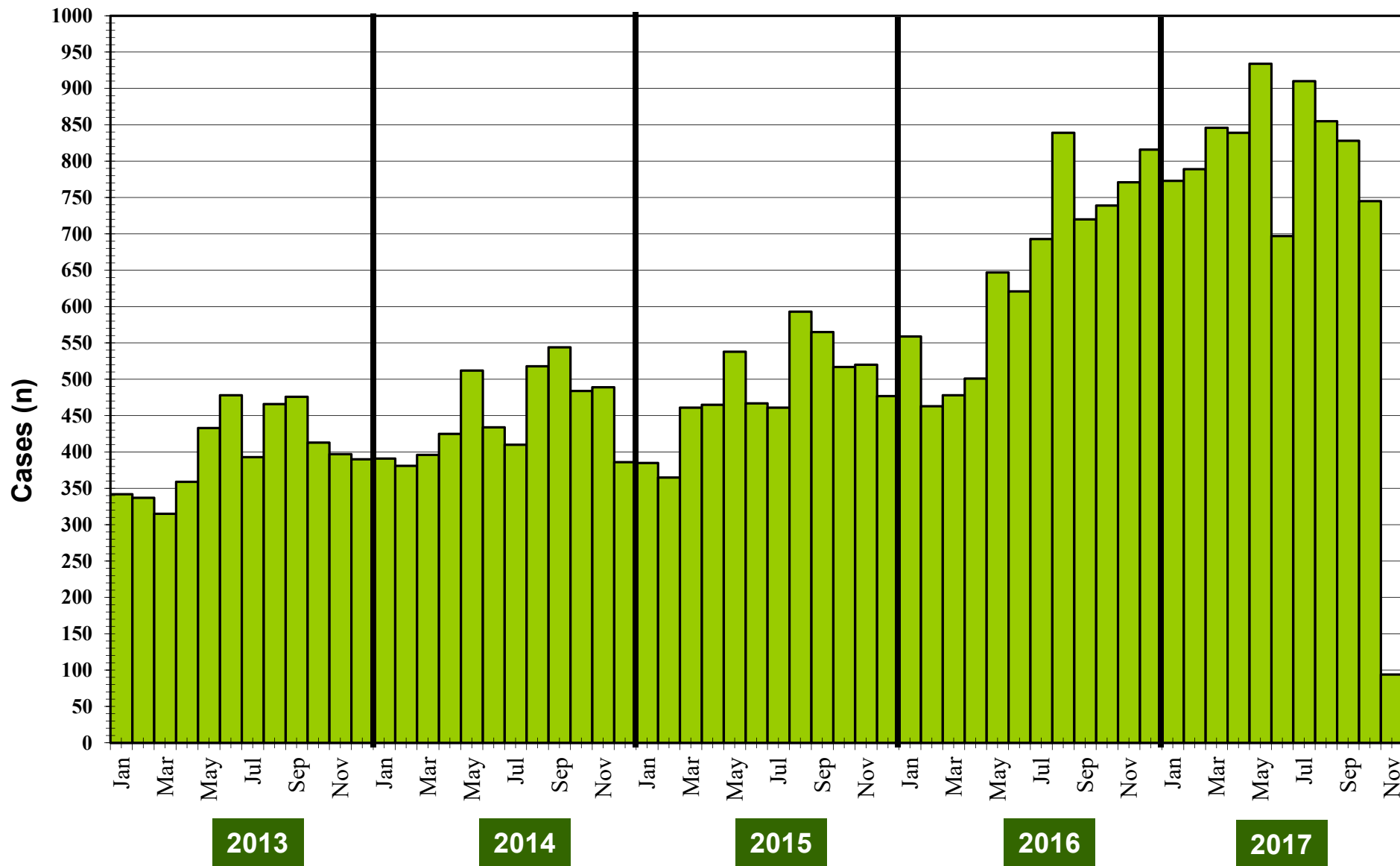


\* Afp.rec Data as of 27-11-2017

■ NSL1

^ Data incomplete

# Graph 1: Distribution of AFP Cases by Month, Pakistan 2013-2017\*



\* Afp.rec Data as of 27-11-2017



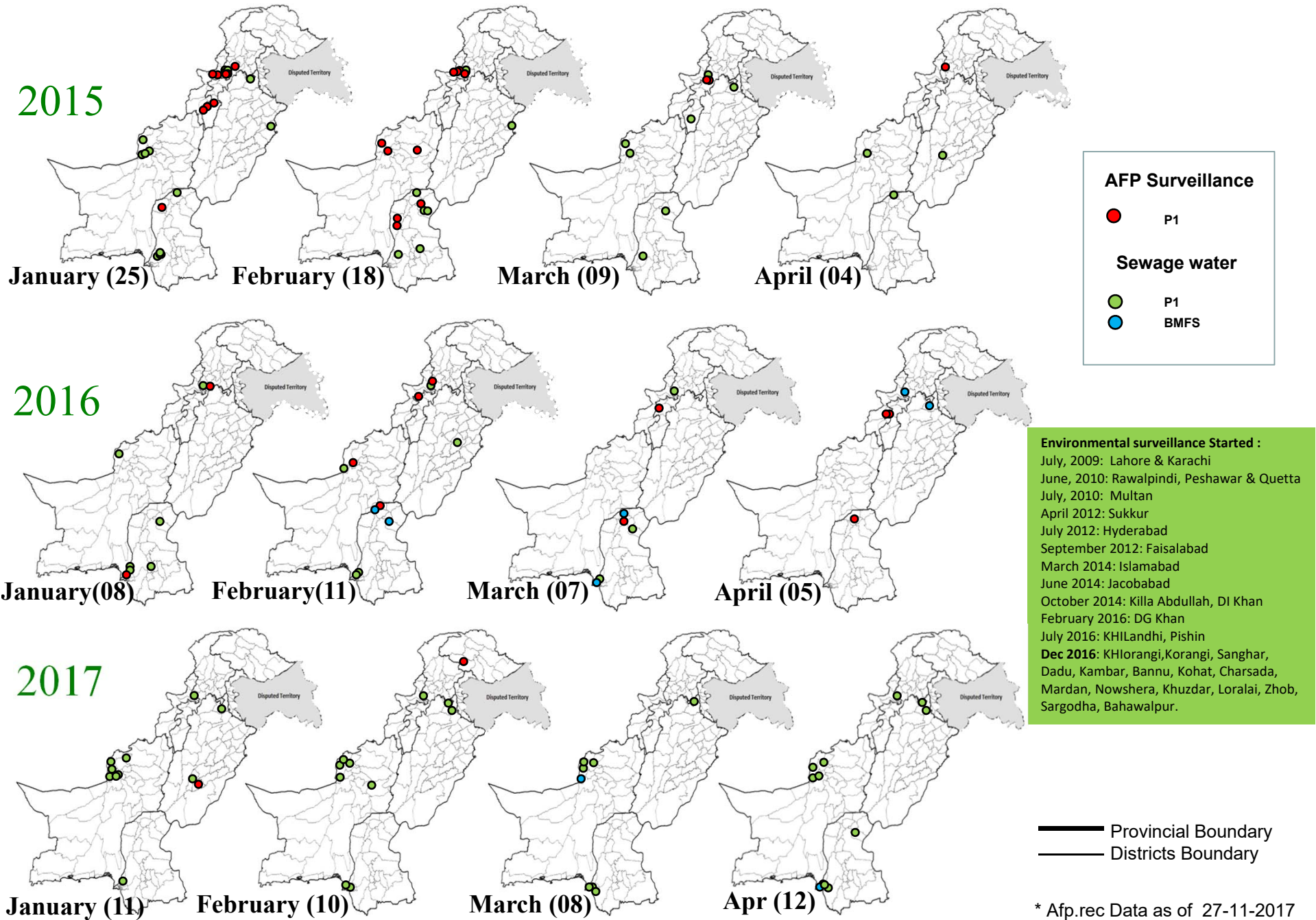
**Table 4: Distribution of AFP Cases By Week of Onset ^  
Pakistan- 2017\* [Week number / Ending on]**

<b>PROVINCE</b>	<b>W 32 12 Aug 2017</b>	<b>W 33 19 Aug 2017</b>	<b>W 34 26 Aug 2017</b>	<b>W 35 02 Sep 2017</b>	<b>W 36 09 Sep 2017</b>	<b>W 37 16 Sep 2017</b>	<b>W 38 23 Sep 2017</b>	<b>W 39 30 Sep 2017</b>	<b>W 40 07 Oct 2017</b>	<b>W 41 14 Oct 2017</b>	<b>W 42 21 Oct 2017</b>	<b>W 43 28 Oct 2017</b>	<b>W 44 04 Nov 2017</b>	<b>W 45 11 Nov 2017</b>	<b>W 46 18 Nov 2017</b>
<b>PUNJAB</b>	82	86	88	75	84	76	71	77	78	72	80	65	50	37	3
<b>SINDH</b>	45	37	40	24	46	43	51	27	61	38	36	49	39	20	8
<b>FATA</b>	13	11	16	11	7	21	19	11	14	12	11	9	6	7	1
<b>BALUCHISTAN</b>	11	16	11	10	14	18	14	14	13	8	11	11	6	7	1
<b>AJK</b>	2	3	2	2	3	3	2	5	8	4	8	3	5	3	1
<b>GILGIT BILTISTAN</b>	5	3	2	0	1	5	2	2	1	4	0	1	0	0	0
<b>ISLAMABAD</b>	4	2	3	2	5	2	2	0	4	5	3	3	2	3	0
<b>KPAKHTUNKHWA</b>	41	36	40	38	53	56	46	46	54	45	44	47	48	18	4
<b>PAKISTAN</b>	<b>203</b>	<b>194</b>	<b>202</b>	<b>162</b>	<b>213</b>	<b>224</b>	<b>207</b>	<b>182</b>	<b>233</b>	<b>188</b>	<b>193</b>	<b>188</b>	<b>156</b>	<b>95</b>	<b>18</b>

\* Afp.rec & Afplab.rec: Data as of 27-11-2017

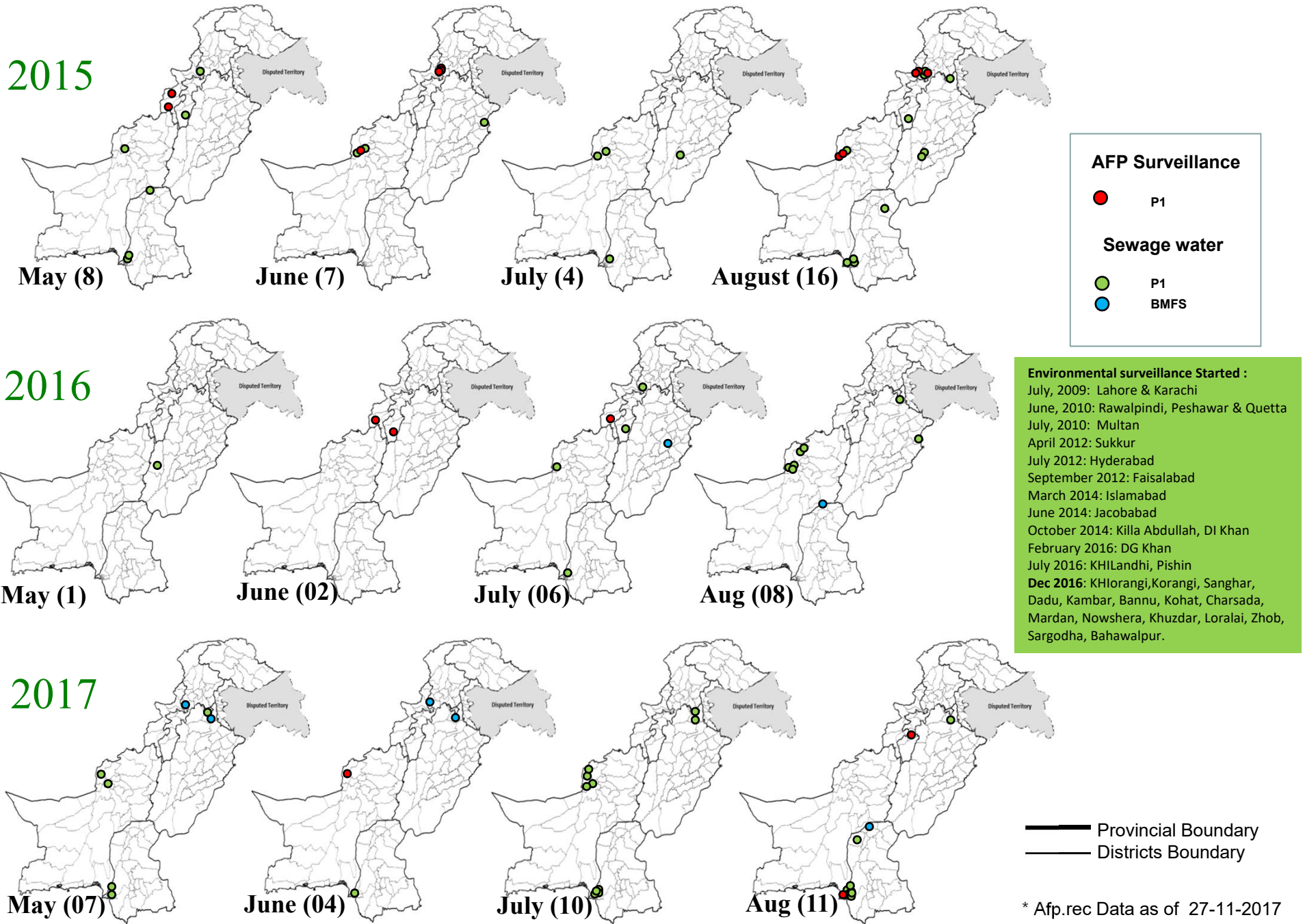
^ MMWR Epidemiological Weeks

# Map 4: Monthly Comparison of Polio Cases/Isolates 2015-2017\*



\* Afp.rec Data as of 27-11-2017

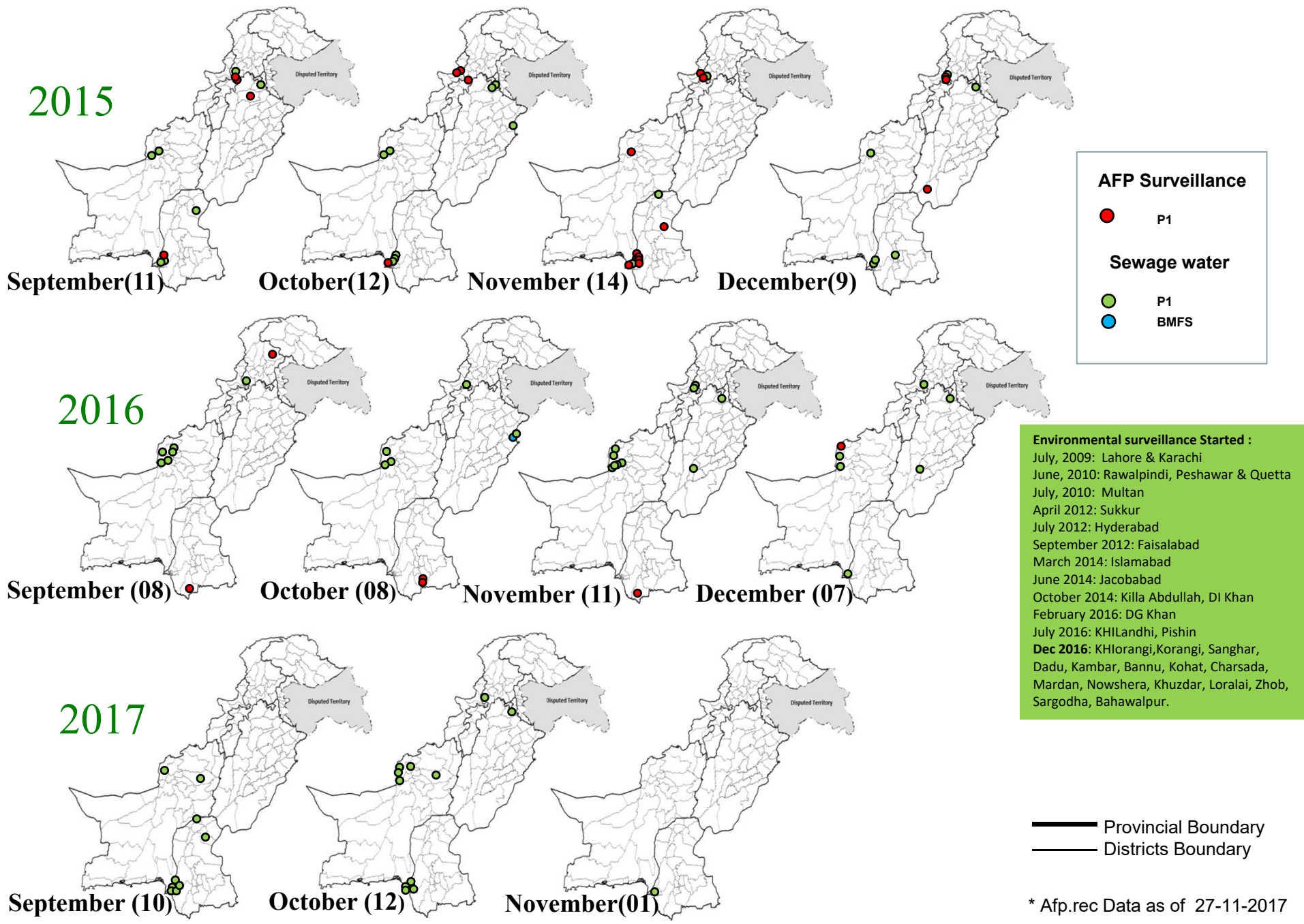
# Map 4.1: Monthly Comparison of Polio Cases/Isolates 2015-2017\*



\* Afp.rec Data as of 27-11-2017



# Map 4.2: Monthly Comparison of Polio Cases/Isolates 2015-2017\*



\* Afp.rec Data as of 27-11-2017

# Table 5: Polio Eradication Update, Pakistan 2015-2017\*

Province/Region	Polio 1		
	2015	2016	2017
FATA	16	02	-
KP	17	08	01
SINDH	12	08	01
PUNJAB	02	-	01
BALUCHISTAN	07	02	01
AJK	-	-	-
Gilgit-Baltistan	-	-	01
ISLAMABAD	-	-	-
<b>PAKISTAN</b>	<b>54</b>	<b>20</b>	<b>05</b>



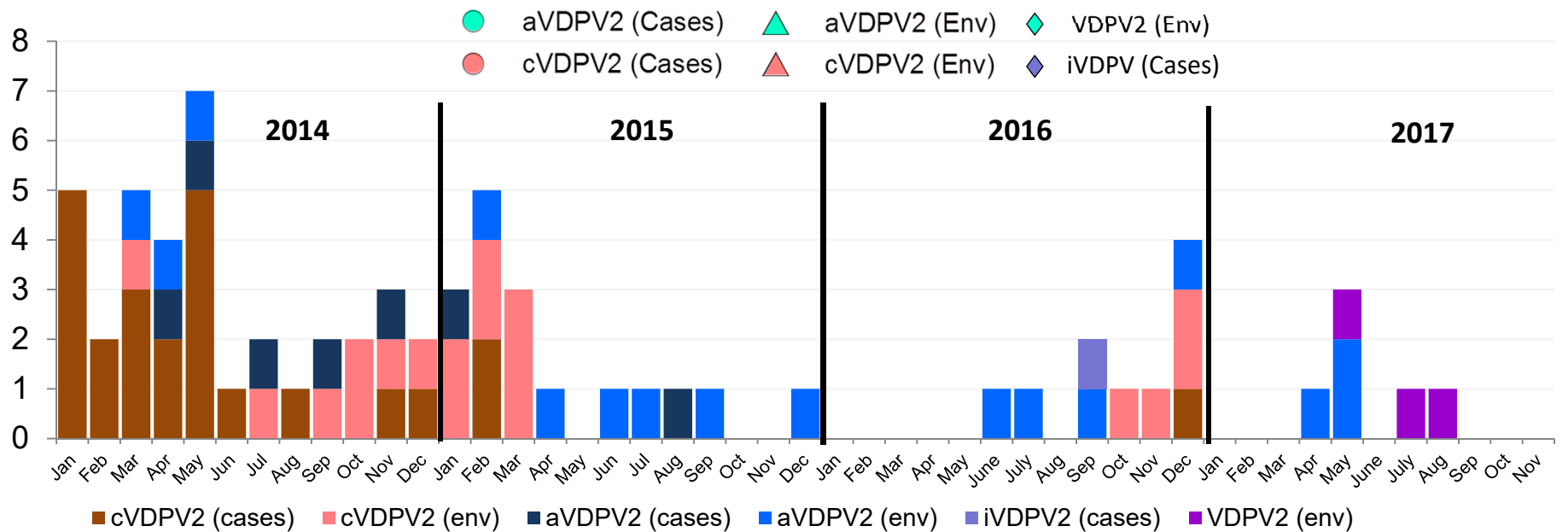
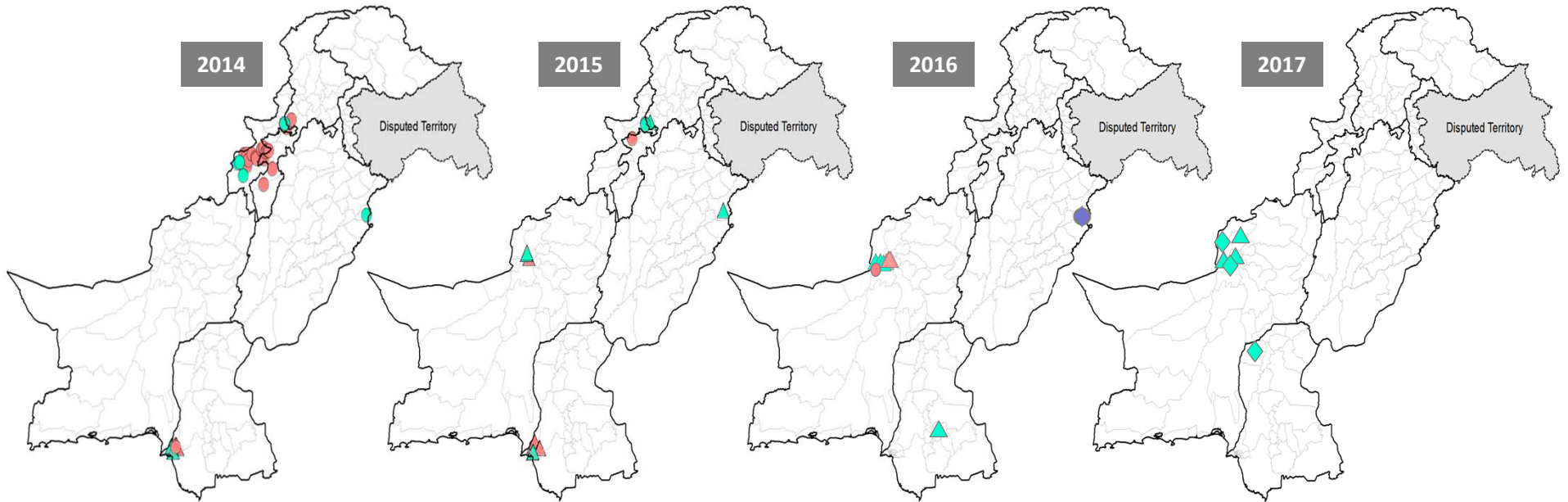
\* Afp.rec Data as of 27-11-2017

# VDPV2 isolates, 2013 to 2017\*

DISTRICT	2013		2014				2015				2016						2017						
	aVDPV-2 cVDPV-2		aVDPV-2 cVDPV-2		aVDPV-2 cVDPV-2		aVDPV-2 cVDPV-2		iVDPV-2 cVDPV-2		VDPV 2		aVDPV-2 iVDPV-2		cVDPV-2 VDPV 2								
	Cases	Env	Cases	Env	Cases	Env	Cases	Env	Cases	Env	Cases	Env	Cases	Env	Cases	Env	Cases	Env	Cases	Env	Cases	Env	
JAFARABAD	1																						
MASTUNG	1																						
PISHIN																					1		
QUETTA					2	1			3				1	4							2		1
KABDULAH																							1
<b>BALOCHISTAN</b>	<b>2</b>				<b>2</b>	<b>1</b>			<b>3</b>				<b>1</b>	<b>4</b>						<b>3</b>			<b>2</b>
FR BANNU				8																			
KHYBER			1	2	1	1																	
MOHMAND	1																						
WAZIR-N	41		2	7																			
WAZIR-S			1																				
<b>FATA</b>	<b>42</b>		<b>4</b>	<b>17</b>	<b>1</b>	<b>1</b>																	
BANNU				1																			
HANGU							1																
LAKKIMRWT				1																			
PESHAWAR				1	1																		
<b>KPAKHTUNKHWA</b>				<b>3</b>	<b>1</b>	<b>1</b>																	
LAHORE			1		1					1													
<b>PUNJAB</b>			<b>1</b>		<b>1</b>					<b>1</b>													
KAMBAR																							1
KHIGADAP	4	2		2	1	7					6												
KHIGIQBAL				1				2															
KHIGULBERG					1																		
HYDERABAD										1													
<b>SINDH</b>	<b>4</b>	<b>2</b>		<b>3</b>	<b>1</b>	<b>7</b>	<b>1</b>	<b>2</b>	<b>6</b>	<b>1</b>													<b>1</b>
<b>PAKISTAN</b>	<b>48</b>	<b>2</b>	<b>5</b>	<b>3</b>	<b>21</b>	<b>7</b>	<b>2</b>	<b>6</b>	<b>2</b>	<b>7</b>	<b>4</b>	<b>1</b>		<b>1</b>	<b>4</b>					<b>3</b>			<b>3</b>



# VDPV isolates (Cases + ES), 2014 – 2017\*



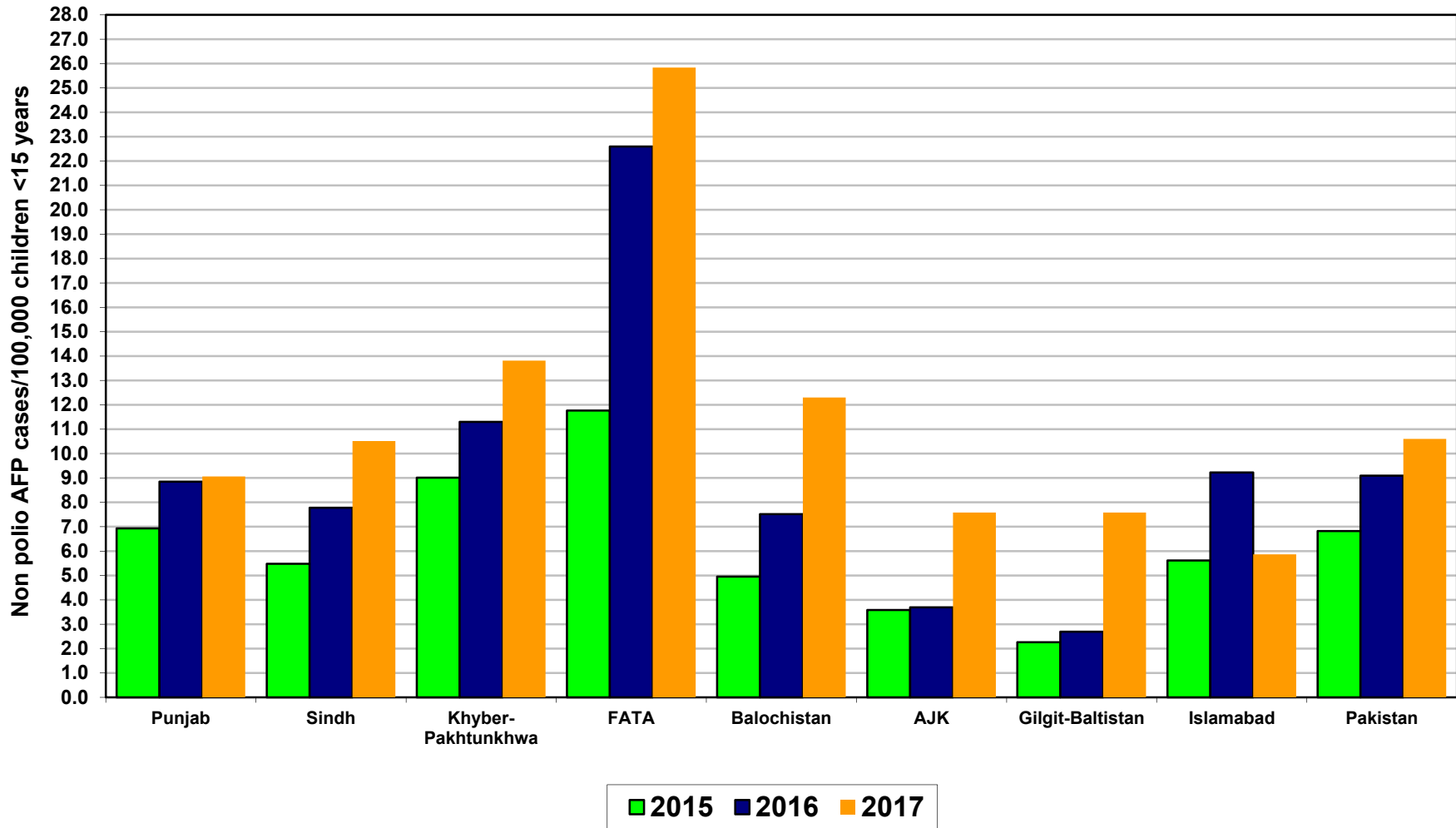
\* Afp.rec Data as of 27-11-2017

**Table 6: Vaccination status of non polio AFP cases age 6-59 months 2015-2017\***

REGION	0 dose			1-2 doses			3 doses			4-6 doses			7+ doses		
	15	16	17	15	16	17	15	16	17	15	16	17	15	16	17
Central Punjab	0%	0%	0%	0%	0%	0%	0%	1%	1%	3%	3%	3%	96%	97%	96%
North Punjab	0%	0%	0%	0%	0%	0%	1%	0%	1%	3%	2%	1%	95%	98%	97%
South Punjab	0%	0%	0%	0%	0%	0%	1%	0%	0%	2%	2%	2%	97%	98%	97%
<b>PUNJAB</b>	<b>0%</b>	<b>0%</b>	<b>0%</b>	<b>0%</b>	<b>0%</b>	<b>0%</b>	<b>0%</b>	<b>0%</b>	<b>1%</b>	<b>3%</b>	<b>2%</b>	<b>2%</b>	<b>96%</b>	<b>97%</b>	<b>97%</b>
Karachi	2%	0%	1%	3%	1%	1%	1%	1%	1%	5%	5%	7%	89%	93%	91%
North Sindh	0%	0%	0%	1%	0%	0%	1%	0%	0%	8%	5%	3%	90%	94%	97%
South Sindh	0%	0%	0%	1%	1%	0%	1%	1%	1%	7%	6%	4%	91%	92%	95%
<b>SINDH</b>	<b>0%</b>	<b>0%</b>	<b>0%</b>	<b>1%</b>	<b>1%</b>	<b>0%</b>	<b>1%</b>	<b>1%</b>	<b>0%</b>	<b>7%</b>	<b>5%</b>	<b>4%</b>	<b>90%</b>	<b>93%</b>	<b>94%</b>
Central Khyber Pakhtunkhwa	1%	0%	1%	1%	0%	0%	1%	0%	0%	3%	1%	1%	94%	99%	98%
North Khyber Pakhtunkhwa	1%	1%	0%	1%	1%	2%	1%	0%	1%	4%	2%	4%	94%	96%	94%
South Khyber Pakhtunkhwa	1%	0%	0%	1%	1%	2%	2%	1%	2%	11%	1%	3%	83%	96%	92%
<b>Khyber Pakhtunkhwa</b>	<b>1%</b>	<b>0%</b>	<b>0%</b>	<b>1%</b>	<b>1%</b>	<b>1%</b>	<b>1%</b>	<b>0%</b>	<b>1%</b>	<b>5%</b>	<b>1%</b>	<b>2%</b>	<b>91%</b>	<b>97%</b>	<b>95%</b>
<b>FATA</b>	<b>3%</b>	<b>0%</b>	<b>0%</b>	<b>3%</b>	<b>2%</b>	<b>0%</b>	<b>4%</b>	<b>1%</b>	<b>1%</b>	<b>7%</b>	<b>10%</b>	<b>8%</b>	<b>84%</b>	<b>88%</b>	<b>91%</b>
Rest of Balochistan	11%	7%	3%	9%	7%	10%	2%	2%	3%	25%	23%	12%	54%	62%	71%
North Balochistan	11%	0%	4%	14%	3%	4%	0%	3%	2%	17%	10%	11%	57%	83%	79%
Quetta Block	3%	1%	1%	15%	1%	2%	9%	4%	4%	12%	10%	6%	61%	83%	87%
<b>BALUCHISTAN</b>	<b>9%</b>	<b>2%</b>	<b>2%</b>	<b>12%</b>	<b>3%</b>	<b>5%</b>	<b>3%</b>	<b>3%</b>	<b>3%</b>	<b>19%</b>	<b>13%</b>	<b>9%</b>	<b>56%</b>	<b>80%</b>	<b>81%</b>
<b>PAKISTAN</b>	<b>1%</b>	<b>0%</b>	<b>0%</b>	<b>1%</b>	<b>1%</b>	<b>1%</b>	<b>1%</b>	<b>1%</b>	<b>1%</b>	<b>5%</b>	<b>4%</b>	<b>4%</b>	<b>92%</b>	<b>95%</b>	<b>95%</b>

\* Afp.rec Data as of 27-11-2017

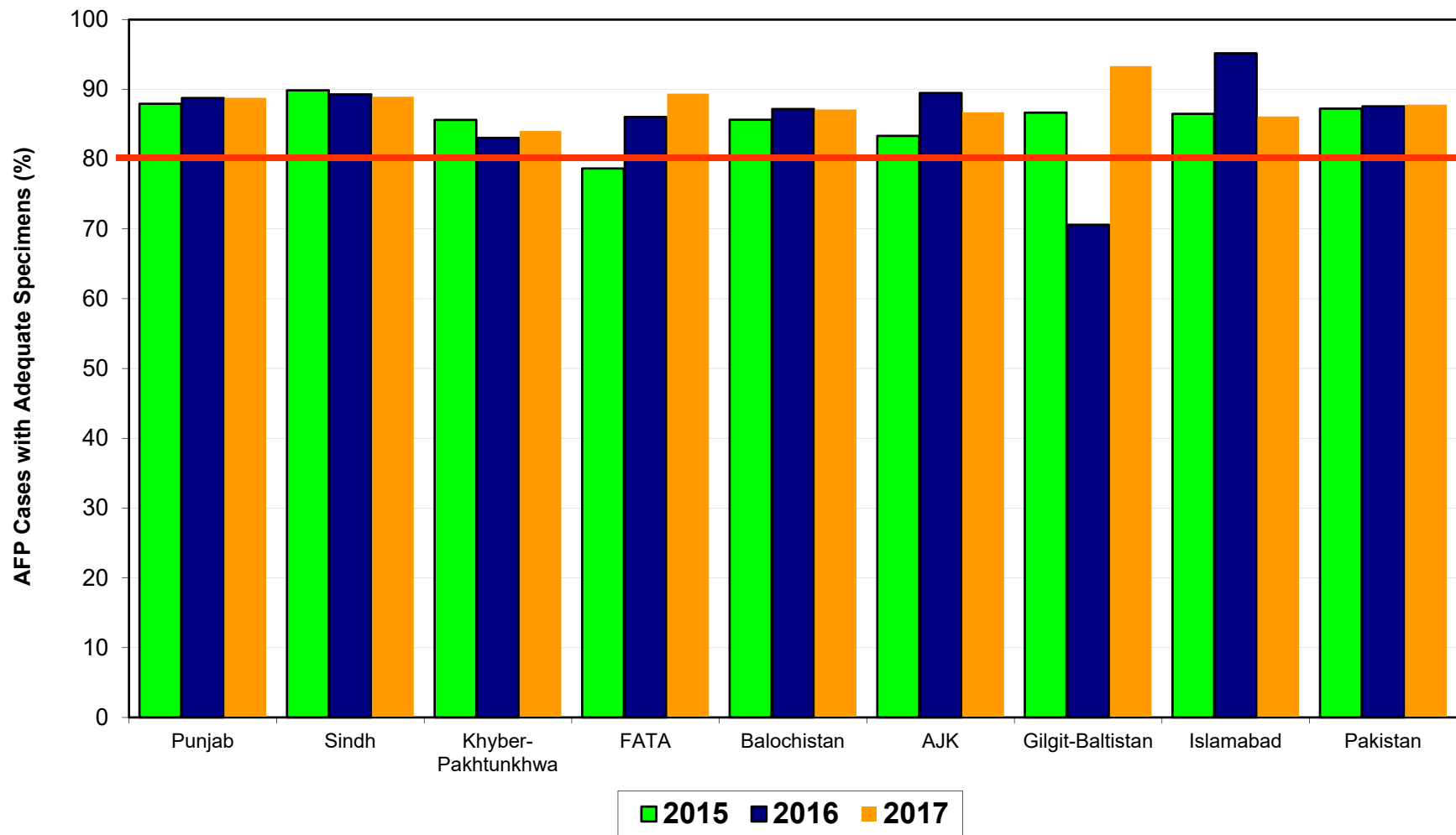
# Non Polio AFP Rate By Province/Regions, 2015-2017\*



Minimum Target Non-Polio AFP Rate for Tier-1 and Tier-2 districts is 6/100000 < 15 years of the age  
 Minimum Target Non-Polio AFP Rate for Tier-3 and Tier-4 districts is 3/100000 < 15 years of the age

\* Afp.rec Data as of 27-11-2017

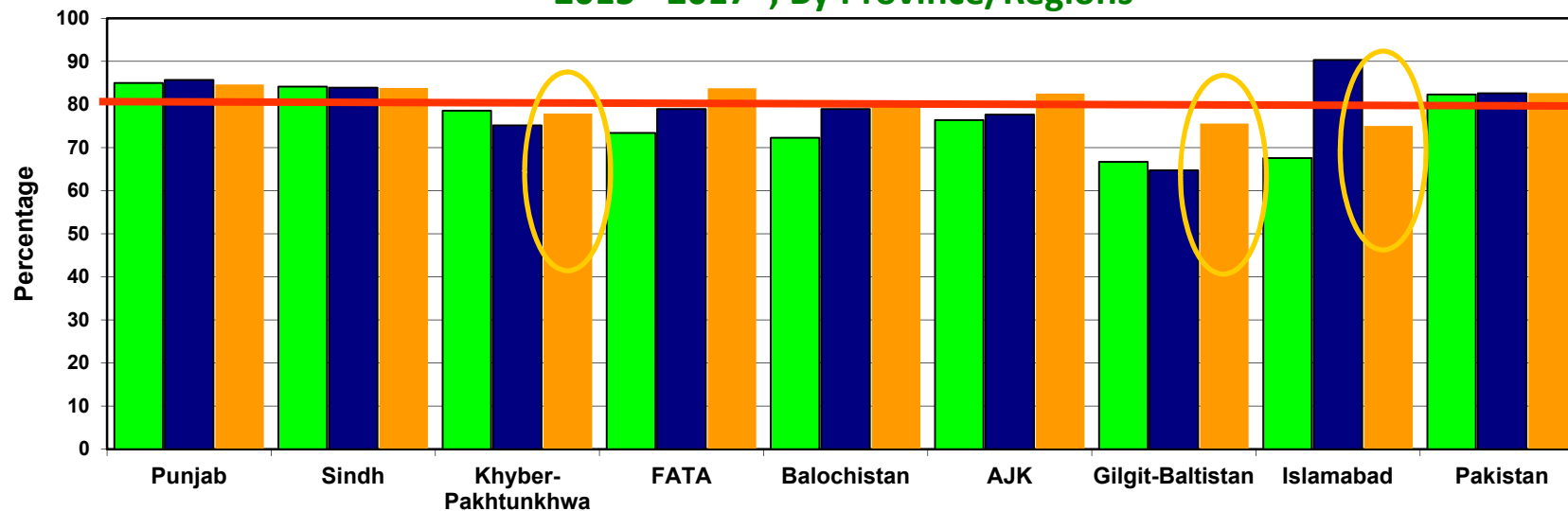
# Percent AFP Cases with Adequate Specimens By Province/Regions, 2015-2017\*



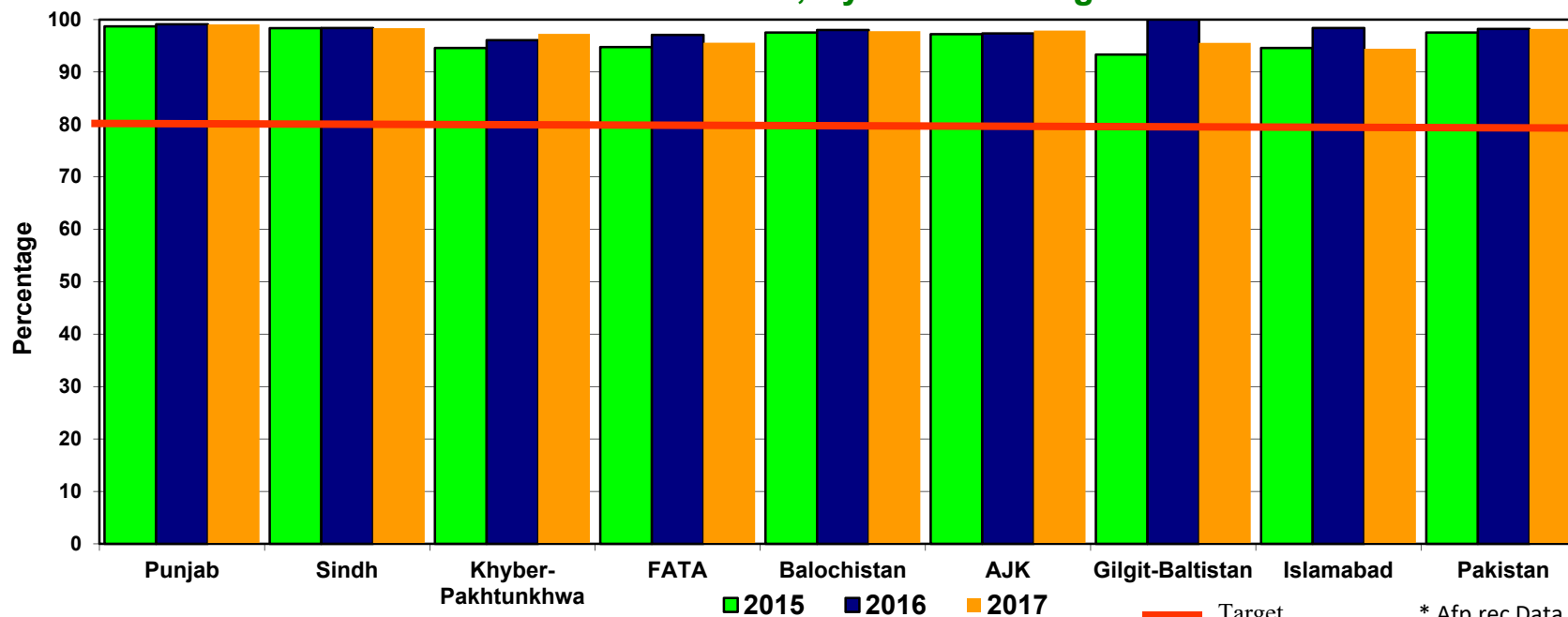
\* Afp.rec Data as of 27-11-2017

— Target Adequate Sample cases = 80%

**Graph 5: Percent AFP Cases Notified within 07 days of paralysis onset  
2015 - 2017\*; By Province/Regions**



**Graph 6: Percent AFP Cases Investigated within 48 hours of notification  
2015 ~ 2017\*; By Province/Regions**

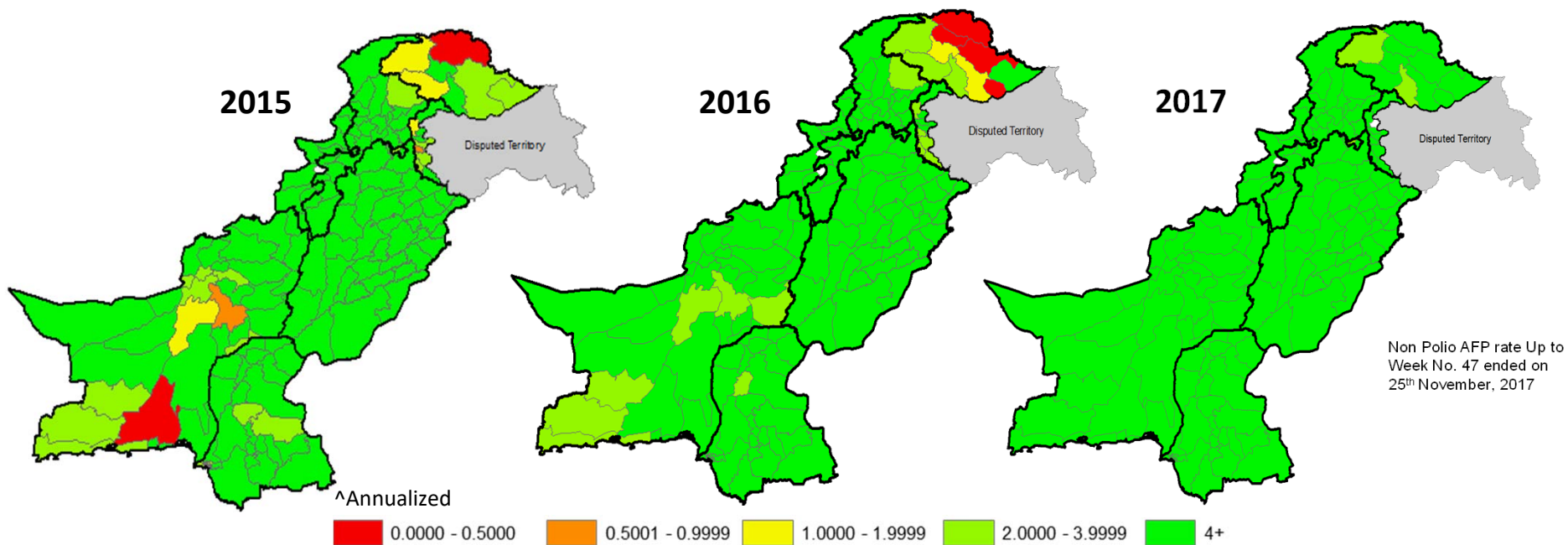


■ 2015 ■ 2016 ■ 2017

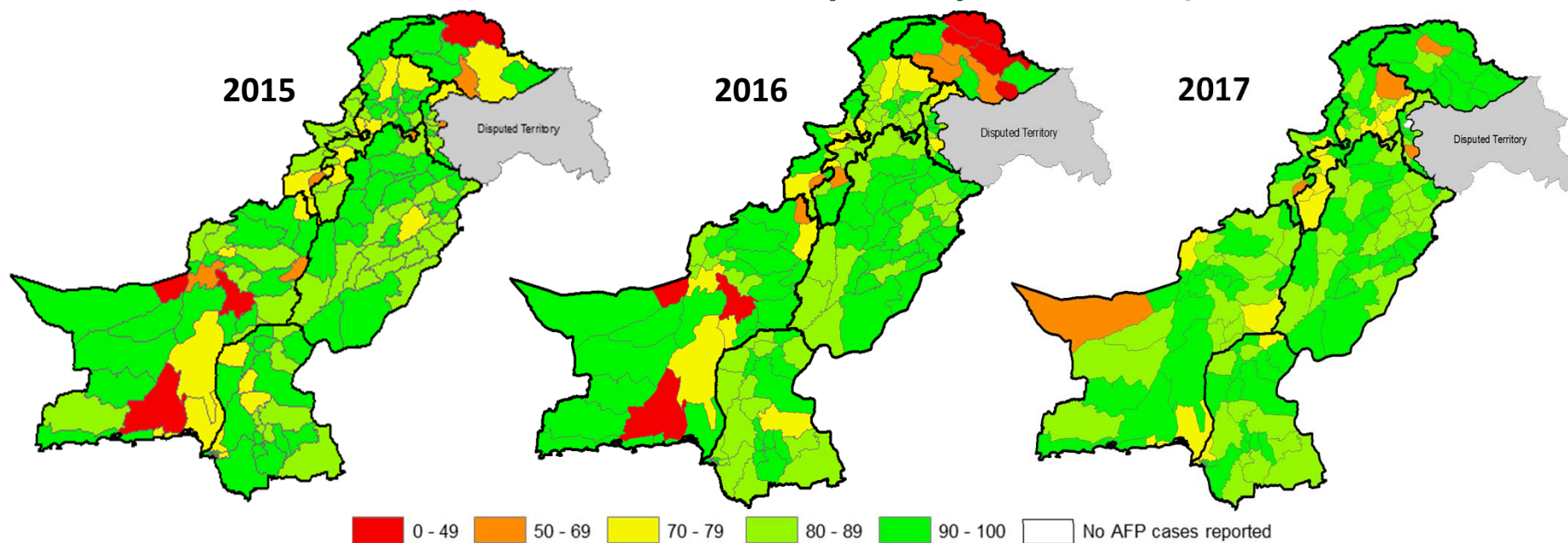
— Target

\* Afp.rec Data as of 27-11-2017

## Non-Polio ^ AFP Rate by District



## Percent AFP Cases with Adequate Specimens, by District





**Table 7.3: AFP CASES PENDING FOR CLASSIFICATION  
WITH DATE OF ONSET MORE THAN 90 DAYS\* 2017 (1/3)**

S. No	DISTRICT	TEHSIL	EPID	SEX	AGE	DONSET	DOSESE	DSTOOL1	DSTOOL2	LAB	FEVER	ASVM	PROG	FUP	PEND (DAYS)
1	BHAKKAR	KALUR KOT	PB/44/17/035	M	168	24-07-17	7+	12-08-17	13-08-17	NVI	Y	N	Y	Y	125
2	CHAKWAL	TALA GANG	PB/13/17/040	M	66	16-08-17	7+	25-08-17		NVI	Y	N	Y	Y	102
3	CHAKWAL	CHAKWAL	PB/13/17/047	M	12	03-07-17	7+	03-10-17	05-10-17	NVI	Y	Y	UK	Y	146
4	DGKHAN	DGKHAN	PB/81/17/146	M	120	27-08-17	7+	LATE NOTIFIED			N	N	Y	Y	91
5	DGKHAN	TAUNSA	PB/81/17/148	M	9	07-08-17	7+	07-09-17	08-09-17	EV	Y	Y	Y	Y	111
6	DGKHAN	DGKHAN	PB/81/17/175	M	18	20-07-17	7+				Y	Y	Y	Y	129
7	DGKHAN	DGKHAN	PB/81/17/178	M	20	09-08-17	7+	LATE NOTIFIED			Y	N	Y	Y	109
8	FAISALABAD	JARANWALA	PB/51/17/146	M	162	23-05-17	3				Y	Y	UK	Y	187
9	FAISALABAD	TANDLIAN WALA	PB/51/17/151	M	84	28-07-17	7+	14-08-17	16-08-17	EV	N	N	Y	Y	121
10	FAISALABAD	FAISALABAD CITY	PB/51/17/201	F	20	22-07-17	7+				N	Y	UK	Y	127
11	FAISALABAD	FAISALABAD SADAR	PB/51/17/209	M	11	04-08-17	7+	LATE NOTIFIED			N	Y	Y		114
12	GUJRANWALA	AROOP	PB/21/17/125	F	18	26-06-17	7+	01-07-17		NVI	Y	Y	Y	DIED	153
13	GUJRANWALA	KHIALI SHAHPUR	PB/21/17/163	M	18	02-08-17	7+	07-09-17	09-09-17	EV	Y	N	Y	Y	116
14	GUJRANWALA	WAZIRABAD	PB/21/17/164	F	144	17-08-17	7+	10-09-17	12-09-17	EV	N	Y	Y	Y	101
15	GUJRANWALA	AROOP	PB/21/17/165	F	33	01-08-17	7+	10-09-17	11-09-17	NVI	Y	N	N	Y	117
16	GUJRANWALA	WAZIRABAD	PB/21/17/171	M	96	09-08-17	7+	16-09-17	18-09-17	NVI	N	Y	Y	Y	109
17	GUJRANWALA	NOWSHERA VIRKAN	PB/21/17/192	M	120	15-08-17	7+	LATE NOTIFIED			Y	Y	Y		103
18	GUJRAT	KHARIAN	PB/23/17/075	M	144	06-08-17	7+	11-08-17		NVI	N	N	Y	DIED	112
19	GUJRAT	KHARIAN	PB/23/17/087	M	42	18-07-17	7+	12-09-17	13-09-17	EV	Y	Y	Y	Y	131
20	HAFIZABAD	PINDI BHATTIAN	PB/22/17/053	F	156	28-07-17	7+	10-08-17	12-08-17	NVI	N	N	Y	Y	121
21	HAFIZABAD	PINDI BHATTIAN	PB/22/17/060	F	36	18-08-17	7+	25-08-17		NVI	Y	N	Y	DIED	100
22	HAFIZABAD	HAFIZABAD	PB/22/17/064	F	9	17-08-17	7+	09-09-17	10-09-17	NVI	Y	Y	N	Y	101
23	JHELUM	PIND DADAN KHAN	PB/14/17/040	M	36	20-07-17	7+	LATE NOTIFIED			N	N	Y	Y	129
24	KASUR	PATTOKI	PB/32/17/060	M	58	27-06-17	7+	12-07-17	15-07-17	EV	N	N	Y	Y	152
25	KASUR	CHUNIAN	PB/32/17/069	M	3	12-07-17	2	02-08-17	04-08-17	EV	N	N	Y	DIED	137
26	KASUR	PATTOKI	PB/32/17/070	M	27	30-06-17	7+				Y	Y	Y	Y	149
27	KHANEWAL	KABIRWALA	PB/62/17/058	F	156	02-08-17	7+	DIED BEFORE STOOL			N	N	Y	DIED	116
28	KHANEWAL	KABIRWALA	PB/62/17/061	F	1	01-07-17	1	11-08-17	12-08-17	NVI	N	N	Y	Y	148
29	KHANEWAL	KABIRWALA	PB/62/17/070	M	1	20-08-17	0	13-09-17	15-09-17	NVI	N	N	N	Y	98
30	KHUSHAB	KHUSHAB	PB/42/17/037	M	30	29-07-17	7+	LATE NOTIFIED			N	Y	UK	Y	120
31	LAHORE	SAMNABAD	PB/31/17/154	F	83	03-07-17	7+	DIED BEFORE STOOL			Y	N	N	DIED	146
32	LAHORE	AZIZ BHATTI TOWN	PB/31/17/146	F	48	11-07-17	7+	25-07-17	26-07-17	NVI	Y	Y	Y	Y	138
33	LAHORE	RAVI TOWN	PB/31/17/157	M	78	28-06-17	7+	26-07-17	28-07-17	NVI	N	N	N	Y	151
34	LAHORE	DATA GUNJ BUKSH TOWN	PB/31/17/175	M	72	26-07-17	7+	13-08-17	14-08-17	EV	N	Y	Y	Y	123
35	LAHORE	RAVI TOWN	PB/31/17/204	M	18	20-07-17	7+				Y	Y	Y	Y	129
36	LAHORE	NISHTAR TOWN	PB/31/17/211	F	7	04-05-17	7+	LATE NOTIFIED			Y	Y	Y	Y	206
37	LAHORE	DATA GUNJ BUKSH TOWN	PB/31/17/230	M	15	11-08-17	7+				Y	Y	Y	Y	107
38	LAYYAH	KAROR LAL ESAN	PB/84/17/063	M	84	02-08-17	7+	15-09-17	16-09-17	NVI	Y	Y	Y		116
39	LODHARAN	LODHARAN	PB/64/17/053	F	36	26-07-17	7+	21-08-17	23-08-17	NVI	Y	N	Y	Y	123
40	MBDIN	MANDI BHAUDDIN	PB/24/17/038	M	132	20-08-17	7+	DIED BEFORE STOOL			Y	Y	Y	DIED	98
41	MBDIN	MANDI BHAUDDIN	PB/24/17/027	F	4	03-07-17	5	DIED BEFORE STOOL			N	Y	Y	DIED	146
42	MBDIN	MALAKWAL	PB/24/17/052	F	60	25-08-17	7+	LATE NOTIFIED			Y	N	N	Y	93

\* Afp.rec Data as of 27-11-2017

€ Based on recall of parents

60 days Follow-up not done

FUP = Residual Weakness at 60 days follow up.

**Table 7.3: AFP CASES PENDING FOR CLASSIFICATION  
WITH DATE OF ONSET MORE THAN 90 DAYS\* 2017 (2/3)**

S. No	DISTRICT	TEHSIL	EPID	SEX	AGE	DONSET	DOSE€	DSTOOL1	DSTOOL2	LAB	FEVER	ASVM	PROG	FUP	PEND (DAYS)
43	MIANWALI	MIANWALI	PB/43/17/051	F	9	30-07-17	7+	01-08-17		NVI	Y	N	Y	DIED	119
44	MULTAN	JALALPUR PIRWALA	PB/61/17/095	F	36	24-07-17	7+	27-07-17		EV	Y	N	Y	DIED	125
45	MULTAN	MULTAN CITY	PB/61/17/103	F	42	08-08-17	7+	DIED BEFORE STOOL			N	N	Y	DIED	110
46	MULTAN	MULTAN CITY	PB/61/17/123	M	12	23-08-17	7+	27-09-17	29-09-17	NVI	N	Y	Y	Y	95
47	MUZFARGARH	KOT ADDU	PB/83/17/178	M	21	05-08-17	7+	26-08-17	28-08-17	EV	Y	Y	Y	Y	113
48	MUZFARGARH	JATOI	PB/83/17/180	M	23	02-08-17	7+	28-08-17	29-08-17	EV	N	N	Y	Y	116
49	MUZFARGARH	JATOI	PB/83/17/182	M	36	27-07-17	7+	28-08-17	29-08-17	EV	N	Y	Y	Y	122
50	MUZFARGARH	MUZFARGARH	PB/83/17/222	M	37	06-08-17	7+	LATE NOTIFIED			Y	N	Y		112
51	MUZFARGARH	MUZFARGARH	PB/83/17/197	F	18	25-08-17	7+	22-09-17	23-09-17	VACC	N	Y	Y		93
52	MUZFARGARH	KOT ADDU	PB/83/17/201	M	3	19-07-17	2	LATE NOTIFIED			N	Y	Y		130
53	NANKANASAHIB	NANKANASAHIB	PB/35/17/060	M	21	12-08-17	7+	10-09-17	12-09-17	NVI	N	Y	Y	Y	106
54	NAROWAL	SHAKARGARH	PB/26/17/039	F	36	05-08-17	7+	20-09-17	21-09-17	EV	Y	Y	Y	Y	113
55	PAKPATTEN	PAKPATTAN	PB/66/17/044	M	17	07-07-17	7+	19-07-17	26-07-17	EV	N	Y	Y	Y	142
56	RAJANPUR	ROJHAN	PB/82/17/094	M	84	10-08-17	7+	27-08-17	28-08-17	NVI	Y	Y	Y		108
57	RAJANPUR	ROJHAN	PB/82/17/100	F	48	13-04-17	7+	LATE NOTIFIED			Y	Y	UK	Y	227
58	RAJANPUR	RAJANPUR	PB/82/17/098	F	96	06-08-17	7+	06-09-17	07-09-17	NVI	Y	Y	Y		112
59	RAJANPUR	JAMPUR	PB/82/17/109	M	36	25-08-17	7+	07-10-17	08-10-17	EV	N	Y	Y		93
60	RAWALPINDI	RAWALPINDI	PB/11/17/161	M	33	22-08-17	7+	22-09-17	24-09-17	NVI	N	N	N	DIED	96
61	RAWALPINDI	RAWALPINDI	PB/11/17/155	M	30	24-08-17	7+	14-09-17	15-09-17	EV	N	N	Y	Y	94
62	RAWALPINDI	RAWALPINDI	PB/11/17/175	M	38	04-08-17	6	LATE NOTIFIED			Y	Y	Y	Y	114
63	RYKHAN	RAHIM YAR KHAN	PB/72/17/172	M	72	22-08-17	7+	23-08-17		NVI	Y	N	Y	DIED	96
64	SAHIWAL	SAHIWAL	PB/65/17/078	M	36	21-08-17	7+	16-09-17	18-09-17	NVI	N	Y	Y		97
65	SHEIKUPURA	FEROZEWALA	PB/33/17/074	F	108	23-07-17	7+	24-08-17	25-08-17	NVI	Y	Y	Y	Y	126
66	SHEIKUPURA	MURIDKE	PB/33/17/081	M	32	21-08-17	7+	28-09-17	29-09-17	NVI	N	Y	Y	Y	97
67	SHEIKUPURA	MURIDKE	PB/33/17/084	M	36	20-08-17	7+	09-10-17	10-10-17	NVI	Y	N	Y	Y	98
68	SIALKOT	SIALKOT	PB/25/17/069	M	18	24-07-17	7+	06-09-17	07-09-17	NVI	Y	Y	Y	Y	125
69	TTSINGH	KAMALIA	PB/52/17/077	F	1	29-06-17	0	21-07-17	22-07-17		N	Y	Y		150
70	TTSINGH	PIR MAHAL	PB/52/17/109	M	82	08-08-17	7+	LATE NOTIFIED			N	Y	Y	Y	110
71	VEHARI	BUREWALA	PB/63/17/065	M	54	17-06-17	7+	LATE NOTIFIED			N	N	N	Y	162
72	KASHMORE	KANDHKOT	SD/54/17/028	M	24	17-07-17	7+	DIED BEFORE STOOL			Y	Y	Y	DIED	132
73	KHIGADAP	GADAP	SD/63/17/036	M	108	20-08-17	7+	29-08-17		NVI	N	N	Y	DIED	98
74	SANGHAR	TANDO ADAM	SD/32/17/040	M	5	25-07-17	7+	13-08-17	15-08-17	VACC	Y	N	Y	Y	124
75	SHIKARPUR	LAKHI	SD/52/17/047	M	12	20-08-17	7+	24-09-17	25-09-17	NVI	N	Y	Y	Y	98
76	SHIKARPUR	GARHI YASIN	SD/52/17/051	F	36	15-07-17	7+	LATE NOTIFIED			Y	Y	Y	Y	134
77	SUJAWAL	JATI	SD/79/17/069	M	12	20-08-17	7+	24-09-17	25-09-17	NVI	Y	Y	Y	Y	98
78	SUJAWAL	JATI	SD/79/17/070	M	36	19-08-17	7+	26-09-17	27-09-17	NVI	Y	N	Y	Y	99
79	SUJAWAL	SHAH BUNDER	SD/79/17/078	M	36	08-08-17	7+	LATE NOTIFIED			Y	N	Y	Y	110
80	BANNU	BANNU	KP/61/17/036	F	6	27-04-17	1	LATE NOTIFIED			UK	N	UK	Y	213
81	DIKHAN	KULACHI	KP/60/17/022	M	48	23-08-17	7+	06-09-17	07-09-17	NVI	Y	Y	UK		95
82	DIKHAN	PAROVA	KP/60/17/030	M	26	26-08-17	7+	07-10-17	09-10-17	NVI	N	Y	Y		92
83	DIRUPPER	DIR	KP/25/17/024	F	72	06-06-17	7+	13-07-17	14-07-17	NVI	Y	N	Y	Y	173
84	KARAK	BANDA DAUD SHAH	KP/51/17/057	F	105	28-05-17	7+	LATE NOTIFIED			N	N	Y	Y	182

\* Afp.rec Data as of 27-11-2017

€ Based on recall of parents

60 days Follow-up not done

FUP = Residual Weakness at 60 days follow up.

**Table 7.3: AFP CASES PENDING FOR CLASSIFICATION  
WITH DATE OF ONSET MORE THAN 90 DAYS\* 2017 (3/3)**

S. No	DISTRICT	TEHSIL	EPID	SEX	AGE	DONSET	DOSE€	DSTOOL1	DSTOOL2	LAB	FEVER	ASVM	PROG	FUP	PEND (DAYS)
85	KARAK	KARAK	KP/51/17/058		19	07-06-17	7+	LATE NOTIFIED			UK	Y	Y	Y	172
86	KARAK	KARAK	KP/51/17/067	F	72	06-07-17	7+	LATE NOTIFIED			N	Y	UK	Y	143
87	KARAK	TAKHT E NASRATI	KP/51/17/065	F	16	10-06-17	7+	LATE NOTIFIED			Y	Y	UK	Y	169
88	NOWSHERA	NOWSHERA	KP/32/17/069	F	11	22-08-17	6	18-10-17	19-10-17	NVI	N	Y	N	Y	96
89	SHANGLA	BISHAM	KP/26/17/028	M	11	29-03-17	7+	LATE NOTIFIED			N	Y	Y	Y	242
90	SWABI	LAHORE	KP/41/17/111	F	22	07-08-17	7+	10-11-17	11-11-17		Y	N	N	Y	111
91	TANK	TANK	KP/63/17/025	M	7	18-08-17	7+	23-09-17	24-09-17	EV	Y	Y	Y	Y	100
92	TORGHAR	TORGHAR	KP/15/17/011	F	14	06-08-17	7+	LATE NOTIFIED			Y	N	UK	Y	112
93	DBUGTI	PHELAWAGH	BN/35/17/010	M	114	22-08-17	7+	05-09-17	07-09-17	NVI	Y	Y	Y	Y	96
94	KABDULAH	CHAMAN	BN/14/17/032	M	3	07-08-17	3	23-09-17	24-09-17	EV	Y	Y	N	Y	111
95	KSAIFULAH	MUSMIL BAGH	BN/25/17/009	F	57	20-08-17	7+	22-09-17	23-09-17	EV	Y	Y	Y	Y	98
96	BAGH	BAGH	AJ/50/17/008	M	1	26-05-17	3	DIED BEFORE STOOL			Y	N	Y	DIED	184
97	BAGH	DHIR KOT	AJ/50/17/017	M	72	18-08-17	7+	LATE NOTIFIED			Y	N	Y	Y	100
98	HATTIAN	HATTIAN	AJ/90/17/001	F	156	05-03-17	3	30-03-17	31-03-17	NVI	Y	N	Y	Y	266
99	HATTIAN	HATTIAN	AJ/90/17/005	M	174	15-06-17	7+	21-07-17	22-07-17	NVI	N	N	N	Y	164
100	HAVELI	HAVELI	AJ/51/17/002	M	13	18-02-17	7+	24-05-17	25-05-17	EV	N	Y	Y	Y	281
101	HAVELI	HAVELI	AJ/51/17/006	M	60	07-08-17	7+	DIED BEFORE STOOL			Y	N	Y	DIED	111
102	KOTLI	KOTLI	AJ/30/17/002	F	156	01-01-17	7+	17-02-17			Y	Y	Y	Y	329
103	MIRPUR	MIRPUR	AJ/20/17/002	F	42	20-01-17	7+	19-02-17		NVI	Y	N	N	Y	310
104	MIRPUR	MIRPUR	AJ/20/17/007	F	59	17-06-17	7+	DIED BEFORE STOOL			N	Y	Y	DIED	162
105	POONCH	HAJIRA	AJ/40/17/008	M	136	08-02-17	7+	14-03-17	15-03-17	NVI	N	N	Y	Y	291
106	POONCH	HAJIRA	AJ/40/17/013	F	24	19-03-17	7+	28-04-17	29-04-17	NVI	Y	Y	Y	DIED	252
107	SUDNUTI	PALLANDARI	AJ/70/17/003	F	24	14-07-17	7+	06-08-17	07-08-17	NVI	Y	N	Y	Y	135
108	ICT	ICT	IB/02/17/024	M	33	30-04-17	7+	23-05-17	25-05-17	NVI	UK	UK	Y	Y	210
109	KURRAM	UPPER KURRAM	FT/52/17/019	M	96	26-08-17	7+	12-09-17	14-09-17	NVI	Y	Y	UK	Y	92
110	ORAKZAI	UPPER ORAKZAI	FT/53/17/028	F	12	24-08-17	7+	LATE NOTIFIED			Y	Y	Y	Y	94
111	WAZIR-S	BIRMAL	FT/65/17/017	F	24	16-06-17	7+	02-07-17	05-08-17	EV	Y	Y	Y	Y	163

\* Afp.rec Data as of 27-11-2017

€ Based on recall of parents

60 days Follow-up not done

FUP = Residual Weakness at 60 days follow up.