



**World Health
Organization**

Weekly AFP Surveillance Update Pakistan

Week 46 (*Ended on 17th Nov, 2018*)

National Surveillance Cell

World Health Organization Country Office,
Chak Shahzad, Park Road,
Islamabad, Pakistan

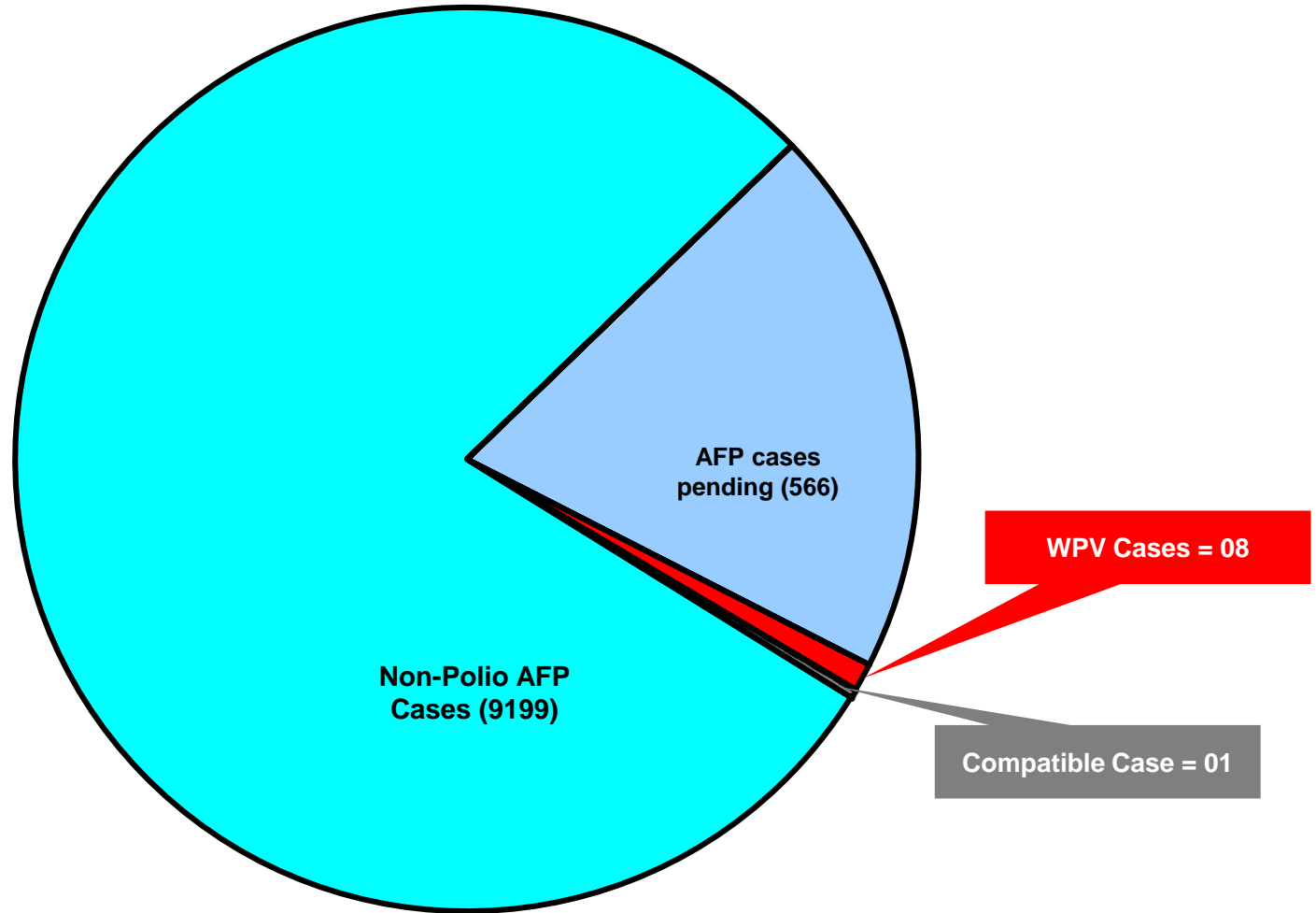
Tel: +92-51 9255123 / 9255282 /9255184

AFP Surveillance



<http://www.emro.who.int/pak/information-resources>

AFP Case Profile, 2018*



Total AFP Cases Reported = 9774

^ 303 Inadequate cases not due for FUP

^263 AFP Cases pending in Lab

^125 AFP Cases pending for classification by ERC

Table 1.1: List of Confirmed Polio Cases, Pakistan 2018*

S.NO.	PROVINCE/ REGION	DISTRICT	TEHSIL	EPID NO.	SEX	AGE (m)	DATE ONSET OF PARALYSIS	NO. OPV DOSES (based on parents recall)		FEVER	Asymetric Paralysis	Rapid Progression	REFUSAL	WPV TYPE	GENETICS
								Routine	SIA's						Cluster
01	BALUCHISTAN	DUKI	DUKI	BN/65/18/003	M	38	08-Mar-18	0	7+	Y	Y	Y	N	NSL1	R4B5C4
02	BALUCHISTAN	DUKI	DUKI	BN/65/18/005	F	18	15-Apr-18	0	7	Y	Y	Y	N	NSL1	R4B5C4D
03	BALUCHISTAN	DUKI	DUKI	BN/65/18/007	M	18	18-May-18	0	3	Y	Y	Y	N	NSL1	R4B5C4D
04	KPAKHTUNKHW	CHARASADA	CHARASADA	KP/31/18/100	M	19	1-Aug-18	3	7+	Y	Y	Y	N	NSL1	R4B5C5B2
05	SINDH	KHIGADAP	GADAP	SD/63/18/041	F	42	22-Sep-18	3	7+	Y	Y	Y	N	NSL1	R4B5C4D
06	KPTD	KHYBER	LANDI KOTAL	TD/34/18/104	F	55	25-Sep-18	0	7	N	Y	Y	N	NSL1	R4B5C5B2
07	KPTD	BAJOUR	WARA MAMOUND	TD/33/18/085	M	84	24-Sep-18	3	7+	Y	N	Y	N	NSL1	R4B5C4D
08	KPTD	BAJOUR	LEO MAMOUND	TD/33/18/094	F	66	07-Oct-18	3	7+	Y	Y	Y	N	NSL1	R4B5C4D

* Afp.rec Data as of 19-11-2018

Table 3: Urgent/ITD Pending Cases

S. #	Basic information										OPV doses			Urgent		Prov Diagnosis	Lab update			Remarks
	District	Tier	Tehsil	Union council	Epid number	Date of Onset	Age (M)	Sex	Date of 1st stool	Stool Adeq	RI	S1As	Last 6 S1As	Last dose	Field		NSC	Lab No.	Days Inoc	
Isolates pending for ITSD																				
1	SANGHAR	2	SINJHORO	SHAHMARDANA	SD/32/18/062	25-Oct-18	1	M	31-Oct-18	Y	1	1	1		N	Y		6	L20B+	
2	KHIKORANGI	4	KORANGI	NASIR COLONY-	SD/68/18/030	14-Oct-18	48	M	30-Oct-18	N	3	7+	6	25-Sep-18	N	N		6	L20B+	

* New addition § New results #Data not available ≠ NSC Criteria = Fever, Rapid Progress, Age < 48 months and OPV Doses <7 UP = Under process
 Urgent (Field/NSC) / Inadequate specimens / Age 12-35 months / Zero OPV dose UPending for genomic sequencing

Point in time comparison of Polio Cases by Province/Region 2017 - 2018*

Region/ Province	No. of polio cases		No. of infected districts/towns		Most recent polio case
	2017	2018	2017	2018	
Balochistan	3	3	2	1	18-May-18
Sindh	2	1	2	1	22-Sept-18
Khyber Pakhtunkhwa	1	1	1	1	1-Aug-18
KP-TD	0	3	0	2	7-Oct-18
G-Baltistan	1	0	1	0	13-Feb-17
Punjab	1	0	1	0	28-Jan-17
Pakistan	8	8	7	5	7-Oct-18

Twenty two additional districts / towns declared infected based on environmental samples in 2018

* Afp.rec Data as of 19-11-2018

Table 2: LAB Update 2018*

Month of Onset	AFP Cases	No virus isolated	Cases Under Process		Isolated Viruses from stools						
			Culture	ITD	Vaccine viruses		NPEV		Wild	Results within 14 days	
			n	n	n	n	n	%	n	%	n
January	1010	843	0	0	76	8	91	9%	0	1010	100%
February	894	715	0	0	74	8	105	12%	0	894	100%
March	968	767	0	0	28	3	172	18%	1	967	100%
April	983	735	0	0	31	3	217	22%	1	983	100%
May	993	721	0	0	30	3	241	24%	1	992	100%
June	783	583	0	0	18	2	182	23%	0	783	100%
July	926	586	0	0	27	3	313	34%	0	926	100%
August	979	618	1	0	38	4	322	33%	1	978	100%
September	1015	662	9	0	62	6	283	28%	3	1007	99%
October	943	530	226	2	15	2	175	19%	1	720	76%
November	80	0	3	0	0	0	0	0%	0	0	0%
Pakistan	9574	6760	239	2	399	4	2101	22%	8	9260	97%

* Data as of Nov 19, 2018

Comparison of Environmental Sampling Results, 2017-18*

DISTRICT	2017					2018					Last
	TOTAL	WILD			TOTAL	WILD					
	n	GRAB n	BMFS n	TOTAL n %	n	GRAB n	BMFS n	TOTAL n %			
LAHORE	57			0 0%	50	8		8 16%	11-Oct-18		
MULTAN	33	1		1 3%	31			0 0%	9-Jan-17		
DGKHAN	32			0 0%	21	1	1	2 10%	12-Sep-18		
RAWALPINDI	24	6	2	8 33%	21	10	1	11 52%	10-Oct-18		
FAISALABAD	22			0 0%	20			0 0%	2-Jul-16		
SARGODHA	10			0 0%	10			0 0%			
BAHAWALPUR	10			0 0%	10			0 0%			
RAJANPUR					10			0 0%			
CDA	11	5		5 45%	10	6		6 60%	10-Oct-18		
KHIGIQBAL	24	5	1	6 25%	20	1		1 5%	13-Sep-18		
KHIGADAP	33	19		19 58%	31	11	1	12 39%	10-Oct-18		
KHIBALDIA	11	2		2 18%	10	2		2 20%	4-Sep-18		
KHILANDHI	11	6		6 55%	10	3		3 30%	30-Jul-18		
KHIKORANGI	11	1		1 9%	9			0 0%	16-Oct-17		
KHISITE	11	4		4 36%	10	2		2 20%	3-Sep-18		
KHISADDAR					9	1		1 11%	10-Sep-18		
KHILIAQAT					9	1		1 11%	7-Mar-18		
SUKKUR	29	1	1	2 7%	21		1	1 5%	8-Feb-18		
HYDERABAD	11			0 0%	10	1		1 10%	9-Feb-18		
JACOBABAD	13	2	1	3 23%	12	2	1	3 25%	12-Sep-18		
SANGHAR	11			0 0%	1			0 0%			
DADU	11			0 0%	10			0 0%			
KAMBAR	11	1		1 9%	10	3		3 30%	9-Jul-18		
PESHAWAR	24	5	2	7 29%	26	16	1	17 65%	24-Oct-18		
DIKHAN	22			0 0%	20			0 0%	16-Jul-16		
BANNU	9			0 0%	10		1	1 10%	31-Mar-18		
KOHAT	9			0 0%	11	5		5 45%	27-Sep-18		
CHARSADA	10			0 0%	10			0 0%			
MARDAN	11			0 0%	10	1		1 10%	15-Oct-18		
NOWSHERA	10			0 0%	10	2		2 20%	18-Oct-18		
KABDULAH	22	13		13 59%	20	4		4 20%	1-Oct-18		
QUETTA	44	10	1	11 25%	41	9		9 22%	20-Oct-18		
PISHIN	11	5		5 45%	10			0 0%	2-Oct-17		
KHUZDAR	10			0 0%	9			0 0%			
LORALAI	11	3		3 27%	9	2		2 22%	17-Aug-18		
ZHOB	10			0 0%	10			0 0%	18-Dec-17		
WAZIR-S					7			0			
BAJOUR					7	5		5 71%	25-Oct-18		
PAKISTAN	589	89	8	97 16%	565	96	7	103 18%	25-Oct-18		

New Positive Samples

* Afp.rec Data as of 19-11-2018

WPV and cVDPV Cases by District in 2018

PROVINCE	DISTRICT	WPV Cases		cVDPV Cases	
		Onset of Last Case	Cases	Onset of Last Case	Cases
SINDH	KHIGADAP	22-Sep	1		
KPTD	KHYBER	25-Sep	1		
KPTD	BAJOUR	07-Oct	2		
KP	CHARSADA	1-Aug	1		
BALUCHISTAN	DUKKI	18-May	3		
PAKISTAN		07-Oct	8		

Map 2.1: Point in Time Comparison of Wild Polio virus, Compatible and cVDPV2 isolates

Infected districts/Towns/Agencies/Areas

On the basis of WPV isolation

- WPV cases = 07
- Sewage water = 14 (no WPV case)
- Total = 21

2017

Source

AFP Surveillance

- P1 = 08
- Compatible = 02
- cVDPV Cases = -
- cVDPV Env = -

Sewage water

- Grab = 89
- BMFS = 08

Infected districts/Towns/Agencies/Areas

On the basis of WPV isolation

- WPV cases = 05
- Sewage water = 22 (no WPV case)
- Total = 27

2018

Source

AFP Surveillance

- P1 = 08
- Compatible = 01
- cVDPV Cases = -
- cVDPV Env = -

Sewage water

- Grab = 96
- BMFS = 07

Disputed Territory

Disputed Territory

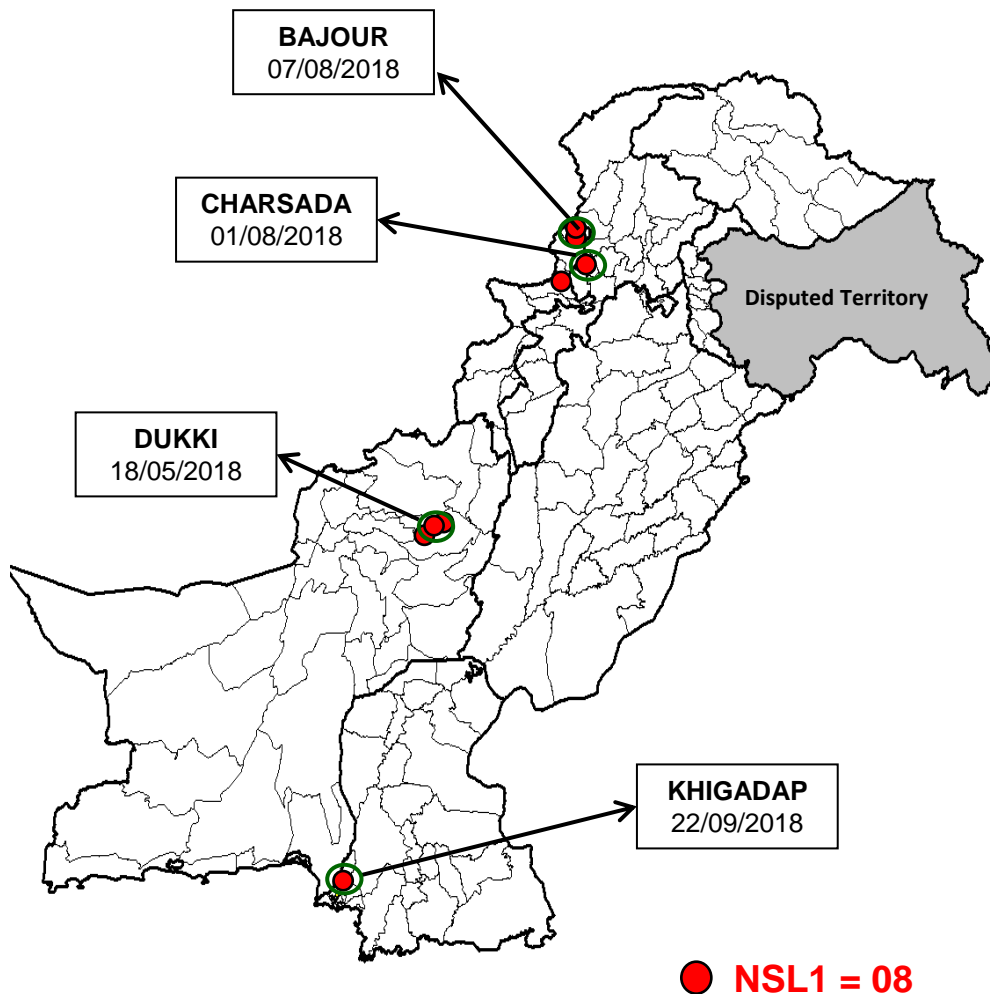
— Provincial Boundary
 — Districts Boundary

Cases randomly placed in districts




* Afp.rec Data as of 19-11-2018

Map1: Distribution of Wild Polio Cases Pakistan 2017-2018*

Districts/Towns with Wild Polio Cases = 05



Province/ Country	Date of Last Case		Number of cases 2017		Number of cases 2018	
	P1	P3	P1	P3	P1	P3
KP-TD	Oct, 2018	Apr, 2012	-	-	03	-
KHYBER-PAKHTUNKHWA	Aug, 2018	Oct, 2010	01	-	01	-
SINDH	Sep, 2018	Jan, 2010	02	-	01	-
BALUCHISTAN	May, 2018	Apr, 2010	03	-	03	-
PUNJAB	Jan, 2017	Jun, 2010	01	-	-	-
AJK	Jun, 2000	Jun, 2000	-	-	-	-
GILGIT-BALTISTAN	Feb, 2017	-	01	-	-	-
ISLAMABAD	Sep, 2008	Sep, 2008	-	-	-	-
PAKISTAN	Oct, 2018	Apr, 2012	08	-	08	-

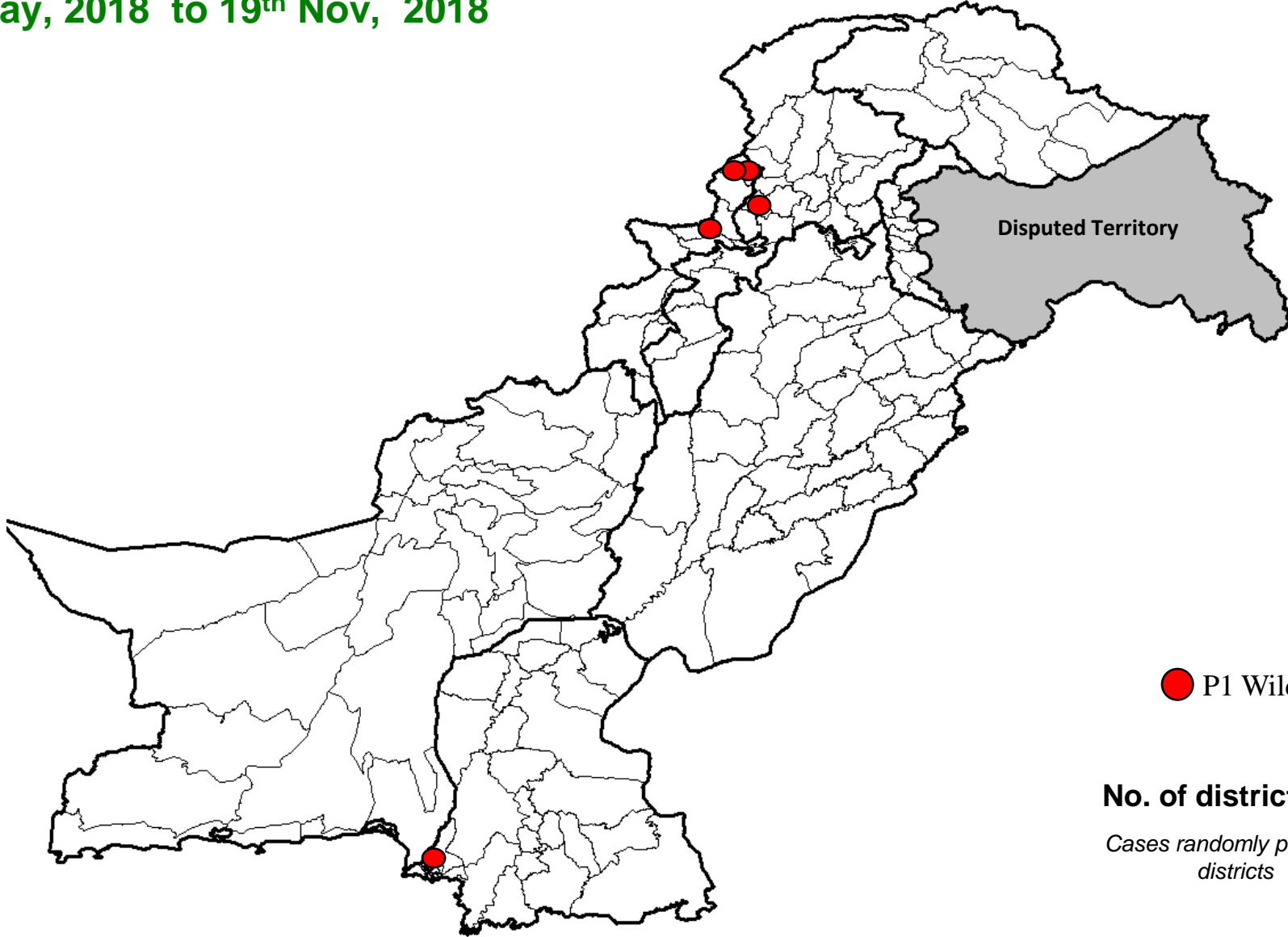
-  District with last polio case in province
-  Provincial Boundary
-  Districts Boundary

Cases randomly placed in districts

* Afp.rec Data as of 19-11-2018

Map 3: Wild Polio cases in the last 6 months

20th May, 2018 to 19th Nov, 2018 *



● P1 Wild = 05

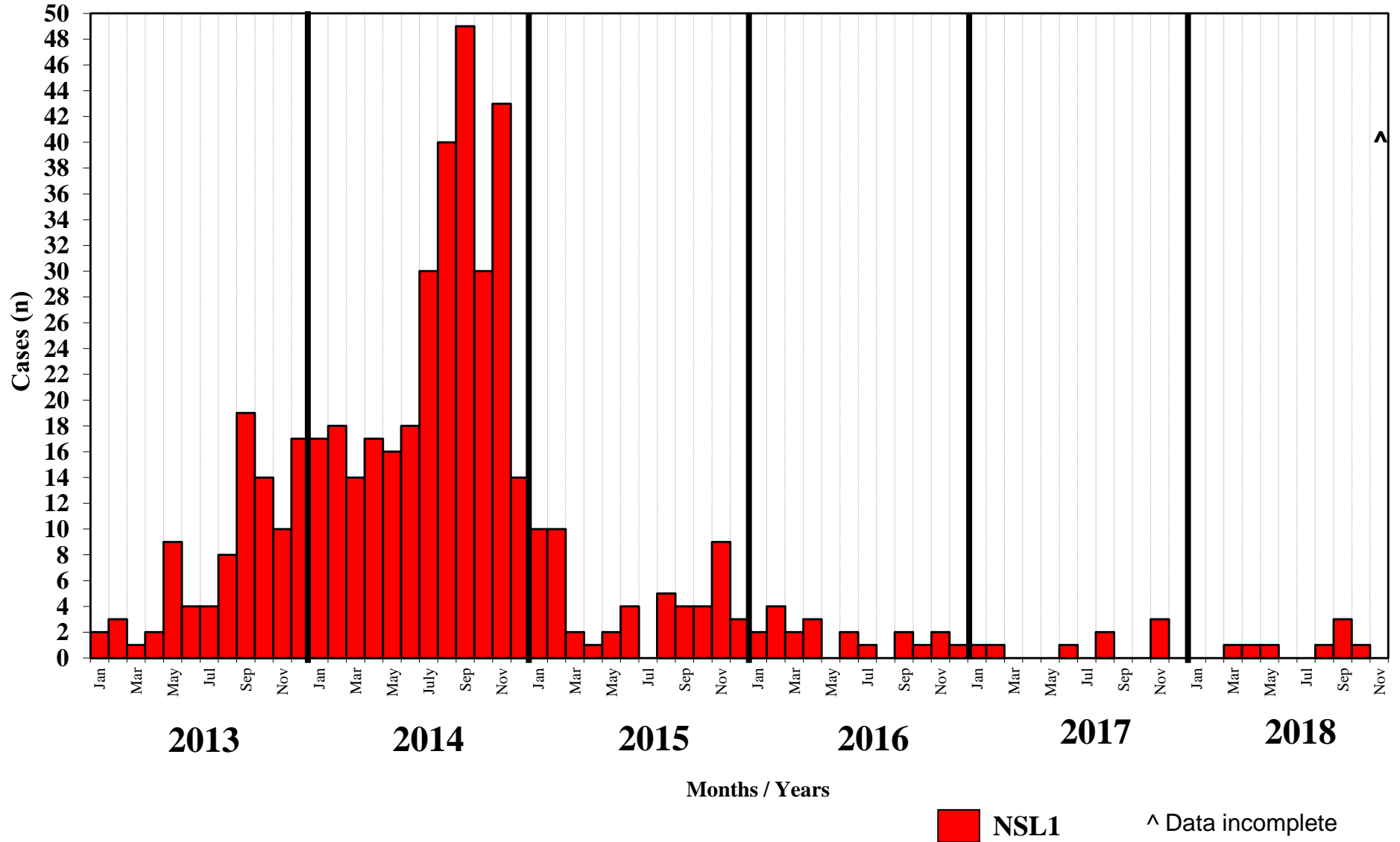
No. of districts = 04

Cases randomly placed in districts

— Provincial Boundary
— Districts Boundary

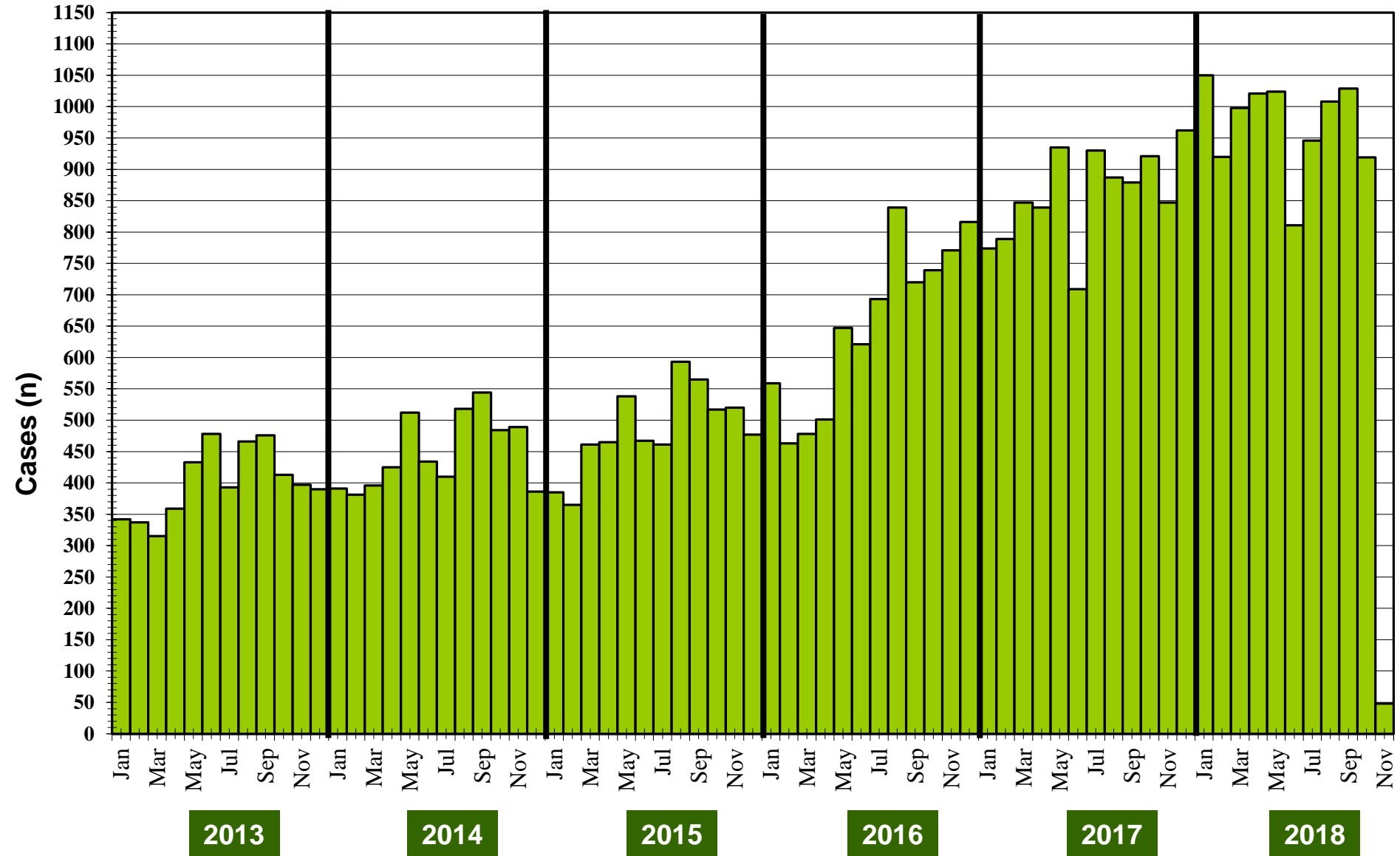
* Afp.rec Data as of 19-11-2018

Confirmed Polio Cases 2013-2018*



* Afp.rec Data as of 19-11-2018

Graph 1: Distribution of AFP Cases by Month, Pakistan 2013-2018*



* Afp.rec Data as of 19-11-2018

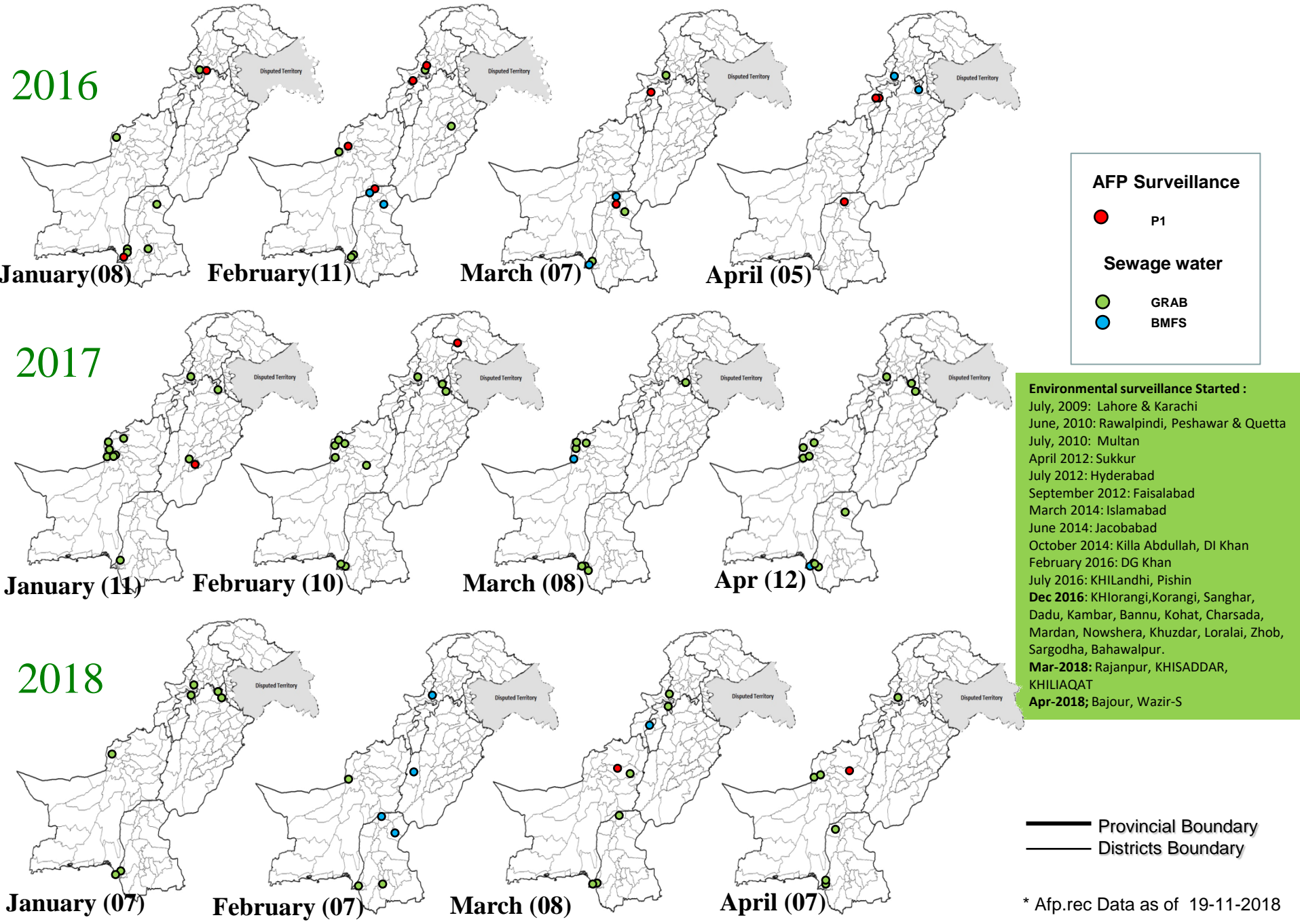
Table 4: Distribution of AFP Cases By Week of Onset ^ Pakistan- 2018* [Week number / Ending on]

PROVINCE	W 31 04 Aug 2018	W 32 11 Aug 2018	W 33 18 Aug 2018	W 34 25 Aug 2018	W 35 01 Sep 2018	W 36 08 Sep 2018	W 37 15 Sep 2018	W 38 22 Sep 2018	W 39 29 Sep 2018	W 40 06 Oct 2018	W 41 13 Oct 2018	W 42 20 Oct 2018	W 43 27 Oct 2018	W 44 03 Nov 2018	W 45 10 Nov 2018
PUNJAB	94	115	89	105	108	121	107	85	108	92	102	93	98	50	2
SINDH	68	61	41	32	47	39	48	62	60	26	43	53	37	19	3
KPAKHTUNKHWA	60	46	40	41	56	48	35	55	59	46	46	57	37	28	7
KPTD	9	7	5	11	8	10	8	10	13	10	23	16	9	7	3
BALUCHISTAN	14	16	8	8	14	17	9	10	16	11	11	14	3	2	0
AJK	6	5	5	4	5	7	4	8	4	5	3	7	4	3	0
GBALTISTAN	1	2	1	4	2	3	1	1	0	2	1	1	1	0	0
ISLAMABAD	2	5	1	3	4	2	6	4	5	3	6	3	5	2	0
PAKISTAN	254	257	190	208	244	247	218	235	265	195	235	244	194	111	15

* Afp.rec & Afplab.rec: Data as of 19-11-2018

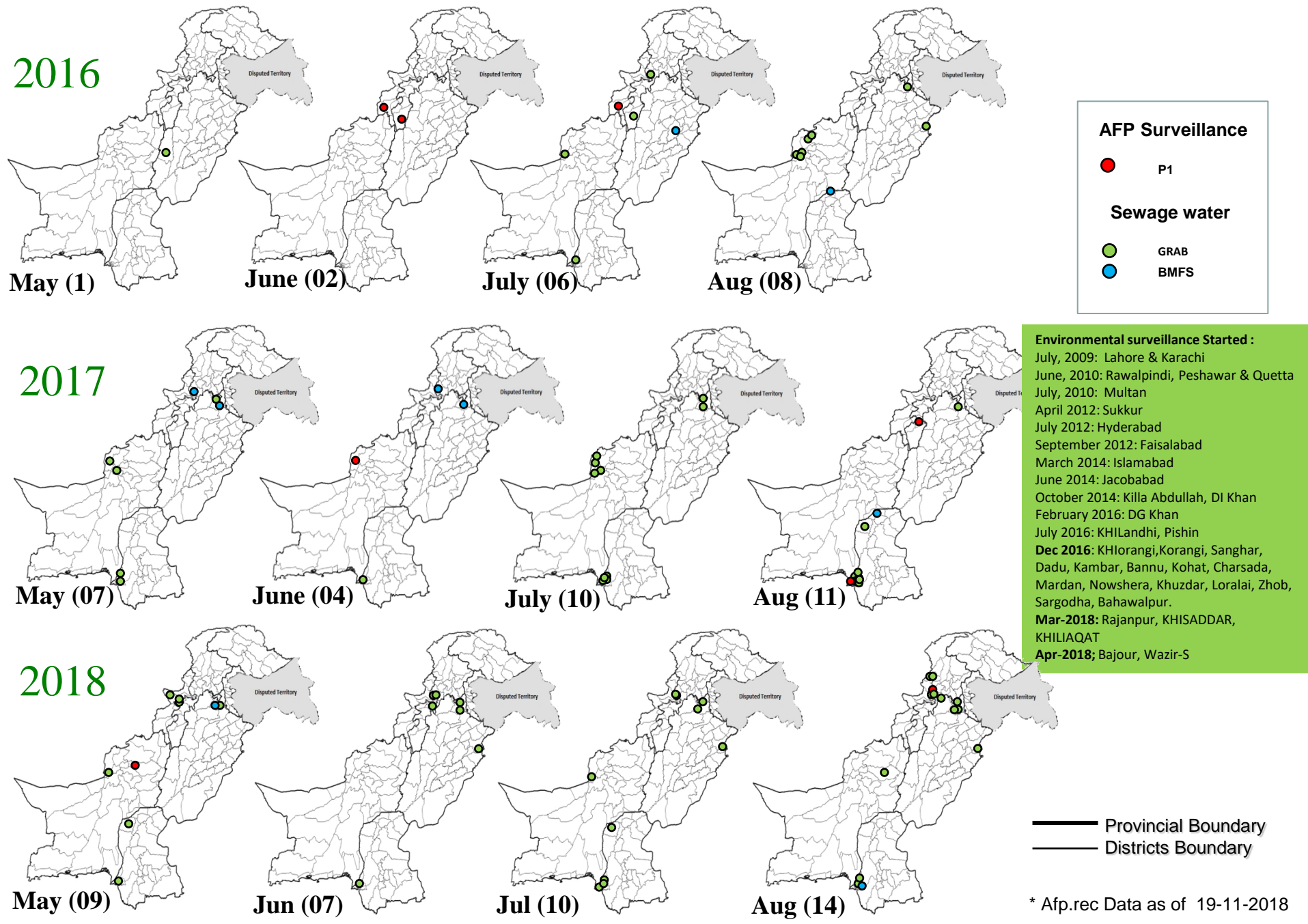
^ MMWR Epidemiological Weeks

Map 4: Monthly Comparison of Polio Cases/Isolates 2016-2018*



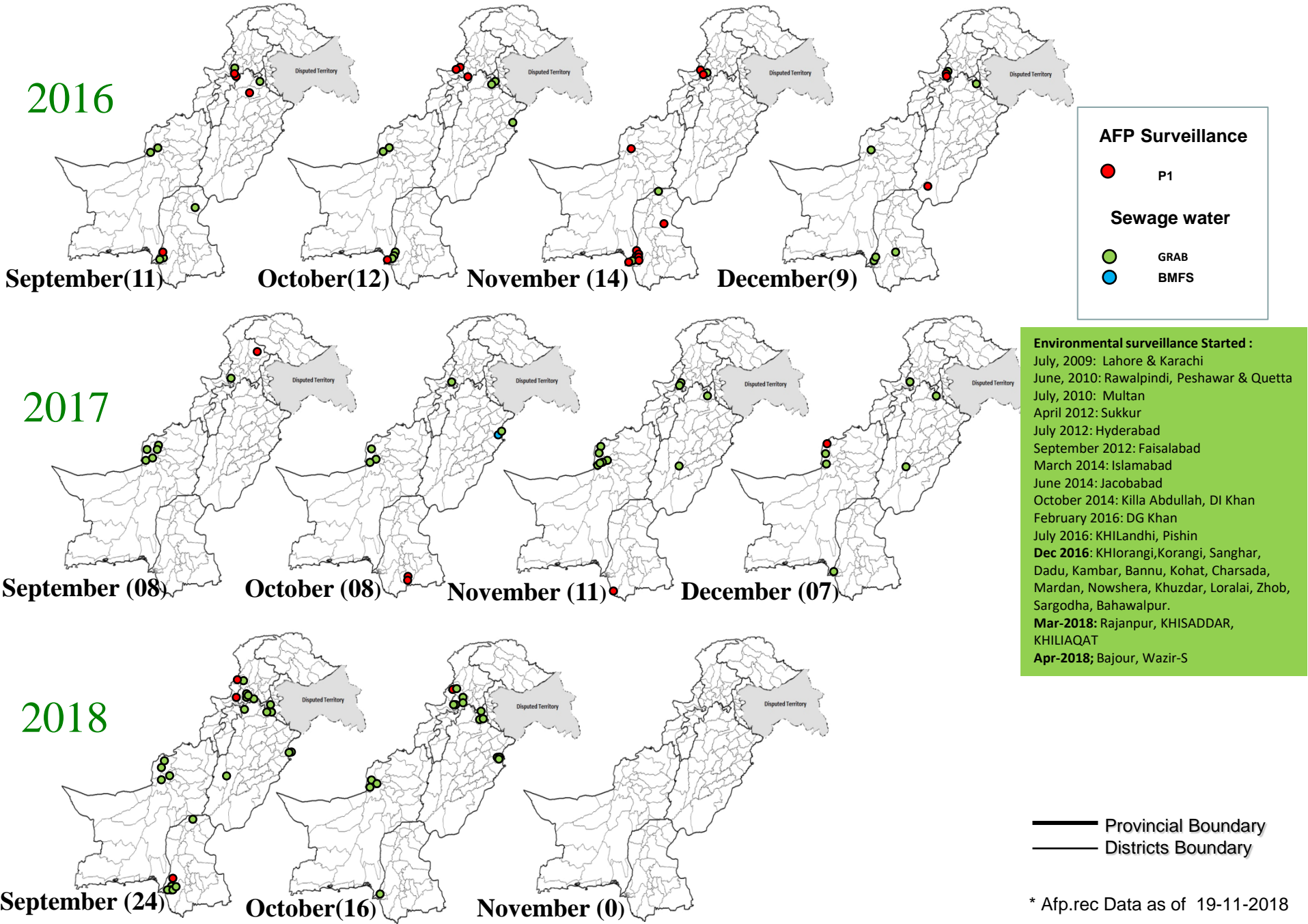
* Afp.rec Data as of 19-11-2018

Map 4.1: Monthly Comparison of Polio Cases/Isolates 2016-2018*



* Afp.rec Data as of 19-11-2018

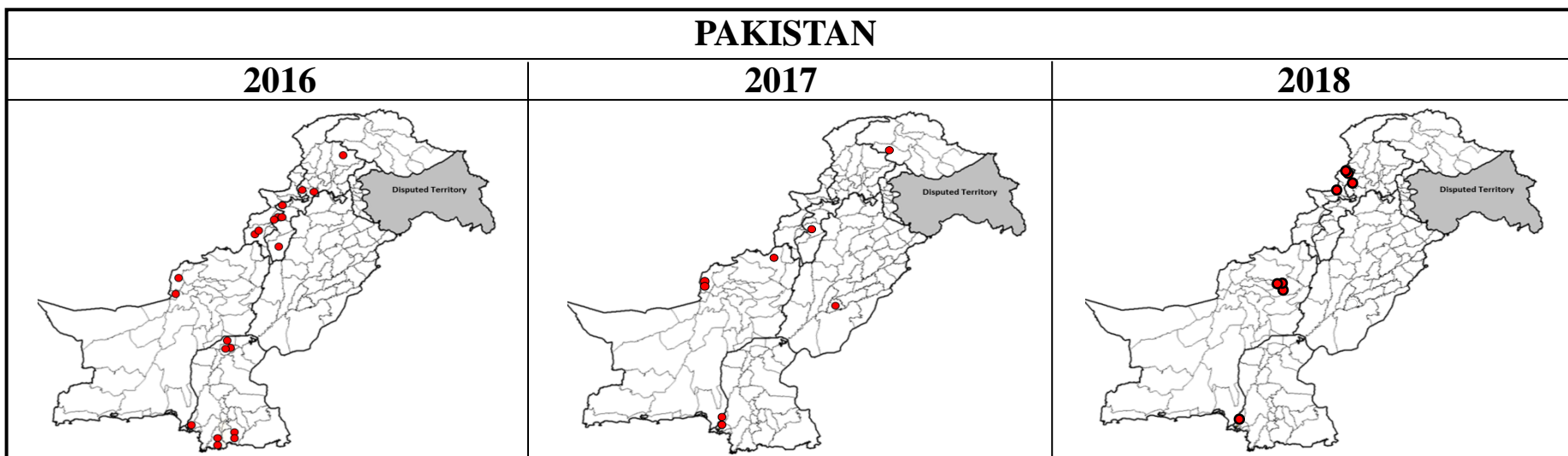
Map 4.2: Monthly Comparison of Polio Cases/Isolates 2016-2018*



* Afp.rec Data as of 19-11-2018

Table 5: Polio Eradication Update, Pakistan 2015-2018*

Province/Region	Polio 1			
	2015	2016	2017	2018
KP-TD	16	02	-	03
KP	17	08	01	01
SINDH	12	08	02	01
PUNJAB	02	-	01	-
BALUCHISTAN	07	02	03	03
AJK	-	-	-	-
Gilgit-Baltistan	-	-	01	-
ISLAMABAD	-	-	-	-
PAKISTAN	54	20	08	08

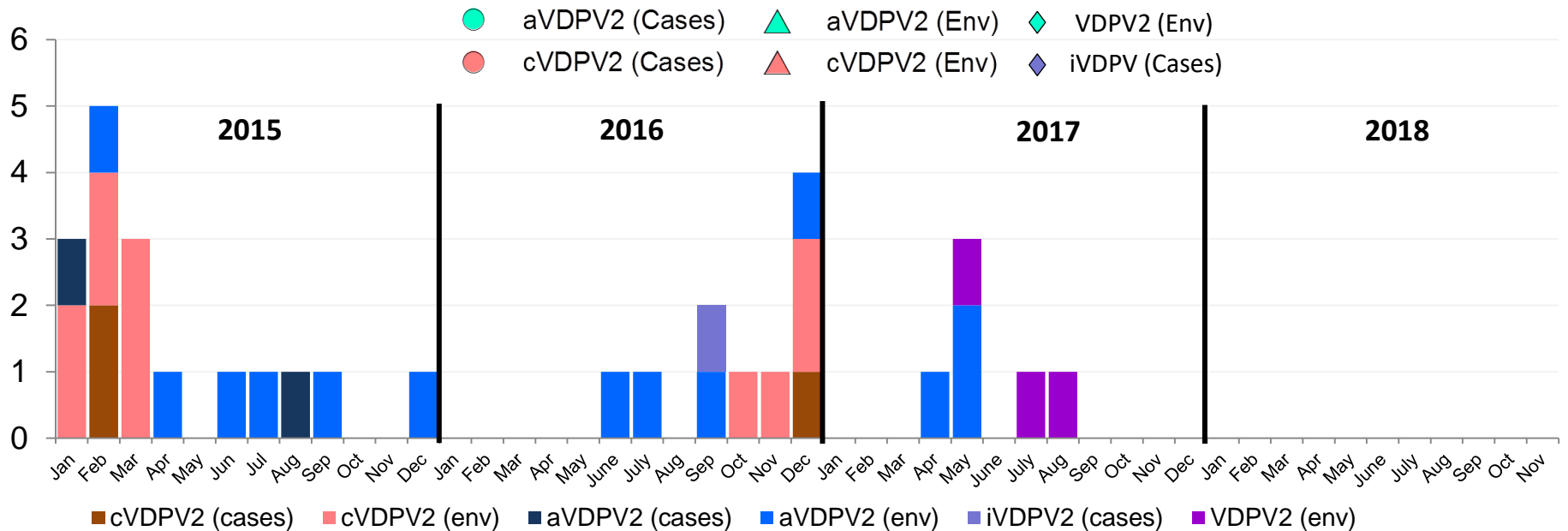
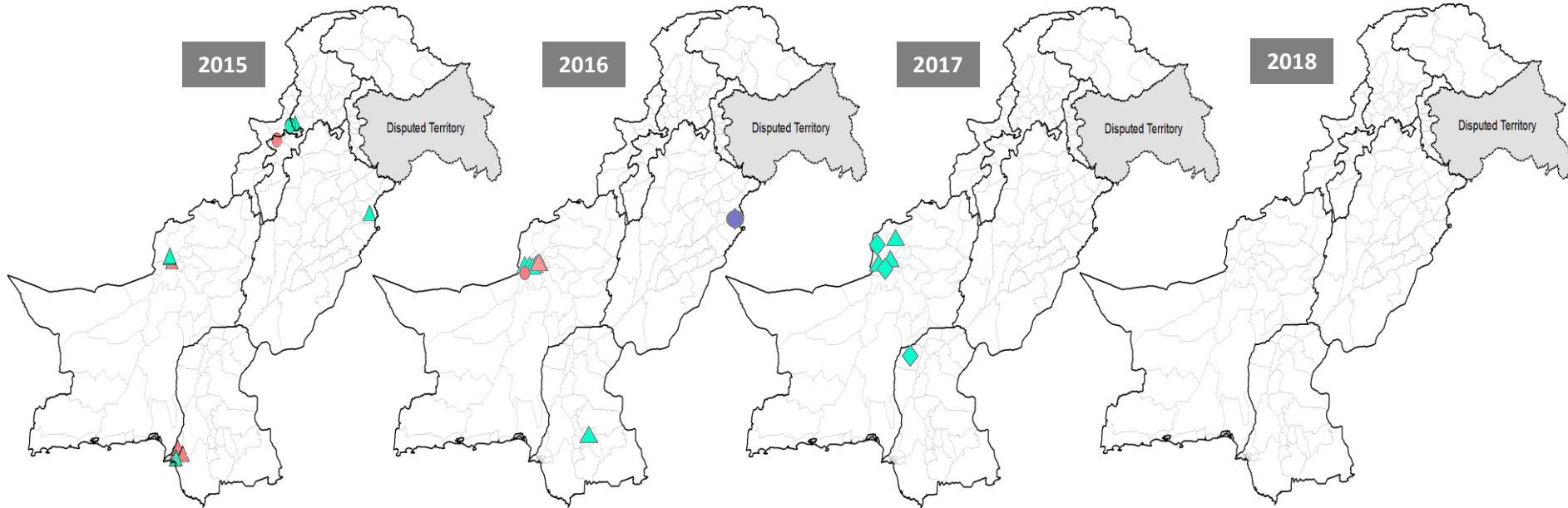


* Afp.rec Data as of 19-11-2018

VDPV2 isolates, 2014 to 2018*

DISTRICT	2014				2015				2016					2017					2018			
	aVDPV-2		cVDPV-2		aVDPV-2		cVDPV-2		aVDPV-2		iVDPV-2		cVDPV-2		VDPV2	aVDPV-2		cVDPV-2				
	Cases	Env	Cases	Env	Cases	Env	Cases	Env	Cases	Env	Cases	Env	Cases	Env	Env	Cases	Env	Cases	Env			
JAFARABAD																						
MASTUNG																						
PISHIN														1								
QUETTA					2		1			3			1	4		2			1			
KABDULAH																			1			
BALOCHISTAN					2		1			3			1	4		3			2			
KHYBER	1		2		1		1															
MOHMAND																						
WAZIR-N	2		7																			
WAZIR-S	1																					
KP-TD	4		17		1		1															
FR BANNU			8																			
BANNU			1																			
HANGU							1															
LAKKIMRWT			1																			
PESHAWAR			1				1															
KPAKHTUNKHWA			3		1		1															
LAHORE	1						1					1										
PUNJAB	1				1					1												
KAMBAR																			1			
KHIGADAP			2	1	7														6			
KHIGIQBAL			1					2														
KHIGULBERG							1															
HYDERABAD												1										
SINDH			3	1	7		1	2		6		1							1			
PAKISTAN	5	3	21	7	2	6	2	7		4	1		1	4		3			3			

VDPV isolates (Cases + ES), 2015 – 2018*



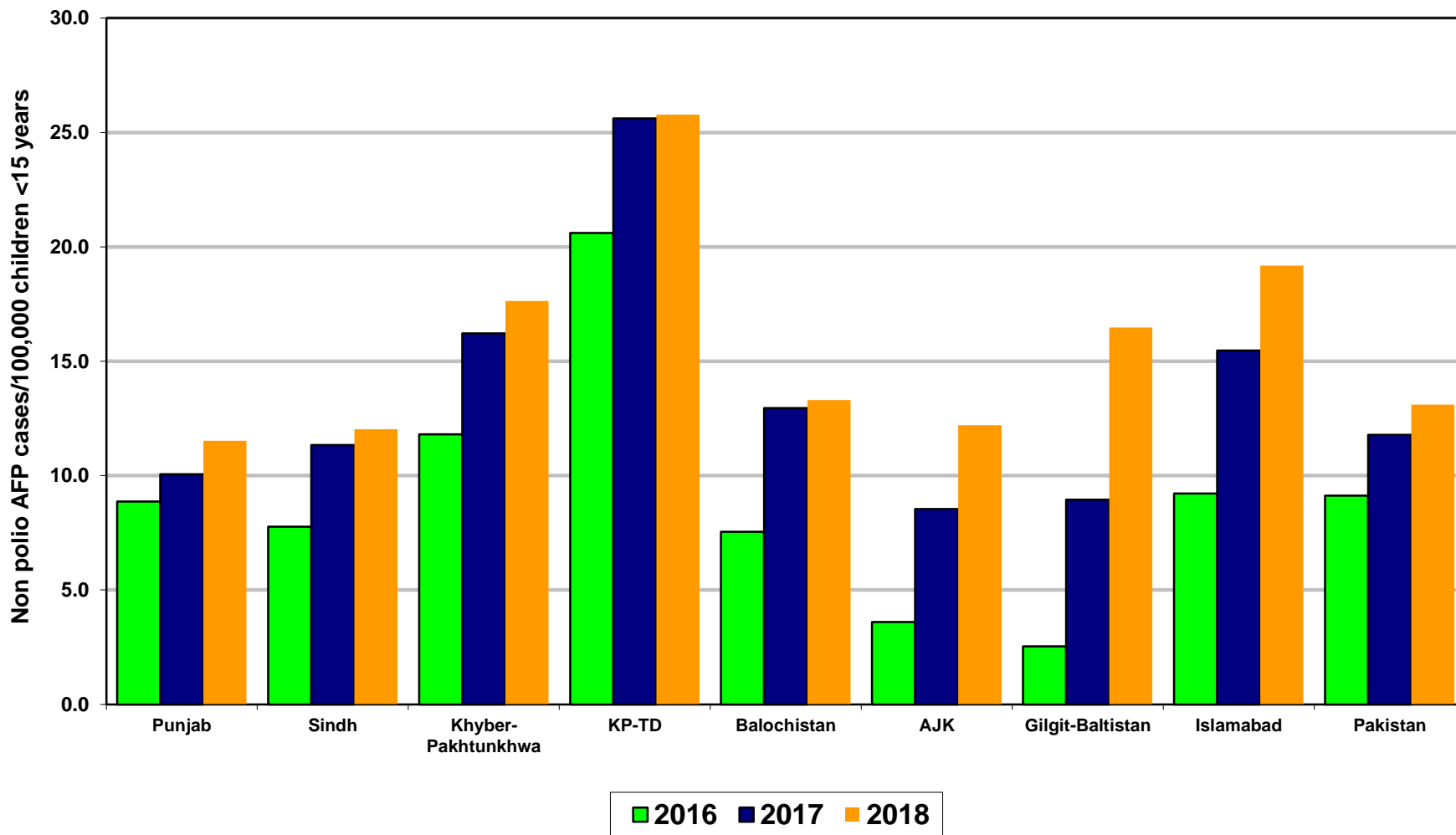
* Afp.rec Data as of 19-11-2018

Table 6: Vaccination status of non polio AFP cases age 6-59 months 2016-2018*

REGION	0 dose			1-2 doses			3 doses			4-6 doses			7+ doses		
	16	17	18	16	17	18	16	17	18	16	17	18	16	17	18
Central Punjab	0%	0%	0%	0%	0%	0%	1%	1%	1%	3%	3%	2%	97%	96%	97%
North Punjab	0%	0%	0%	0%	0%	0%	0%	1%	1%	2%	2%	3%	98%	97%	96%
South Punjab	0%	0%	0%	0%	0%	0%	0%	0%	0%	2%	2%	1%	98%	98%	98%
PUNJAB	0%	0%	0%	0%	0%	0%	0%	1%	1%	2%	2%	2%	97%	97%	97%
Karachi	0%	1%	0%	1%	1%	1%	1%	1%	2%	5%	7%	5%	93%	91%	93%
North Sindh	0%	0%	0%	0%	0%	0%	0%	0%	0%	5%	3%	2%	94%	97%	97%
South Sindh	0%	0%	0%	1%	0%	0%	1%	1%	1%	6%	4%	3%	92%	95%	96%
SINDH	0%	0%	0%	1%	0%	0%	1%	0%	1%	5%	4%	3%	93%	95%	96%
Central Khyber Pakhtunkhwa	0%	0%	0%	0%	1%	0%	0%	0%	0%	1%	1%	1%	98%	98%	99%
North Khyber Pakhtunkhwa	0%	0%	0%	1%	1%	1%	0%	1%	0%	3%	4%	2%	96%	94%	96%
South Khyber Pakhtunkhwa	1%	0%	2%	2%	2%	0%	1%	2%	0%	3%	5%	2%	94%	91%	95%
Khyber Pakhtunkhwa	0%	0%	1%	1%	1%	0%	0%	1%	0%	2%	3%	2%	96%	95%	97%
KP-TD	0%	0%	0%	2%	0%	0%	1%	1%	0%	9%	8%	3%	89%	91%	96%
Rest of Balochistan	7%	3%	0%	7%	9%	5%	2%	4%	3%	23%	13%	17%	62%	71%	75%
North Balochistan	0%	4%	0%	3%	6%	3%	3%	2%	0%	10%	10%	12%	83%	78%	85%
Quetta Block	1%	0%	3%	1%	1%	0%	4%	0%	0%	10%	7%	1%	83%	92%	96%
BALUCHISTAN	2%	2%	1%	3%	4%	3%	3%	3%	1%	13%	10%	9%	80%	82%	86%
PAKISTAN	0%	0%	0%	1%	1%	0%	1%	1%	1%	4%	4%	3%	95%	95%	96%

* Afp.rec Data as of 19-11-2018

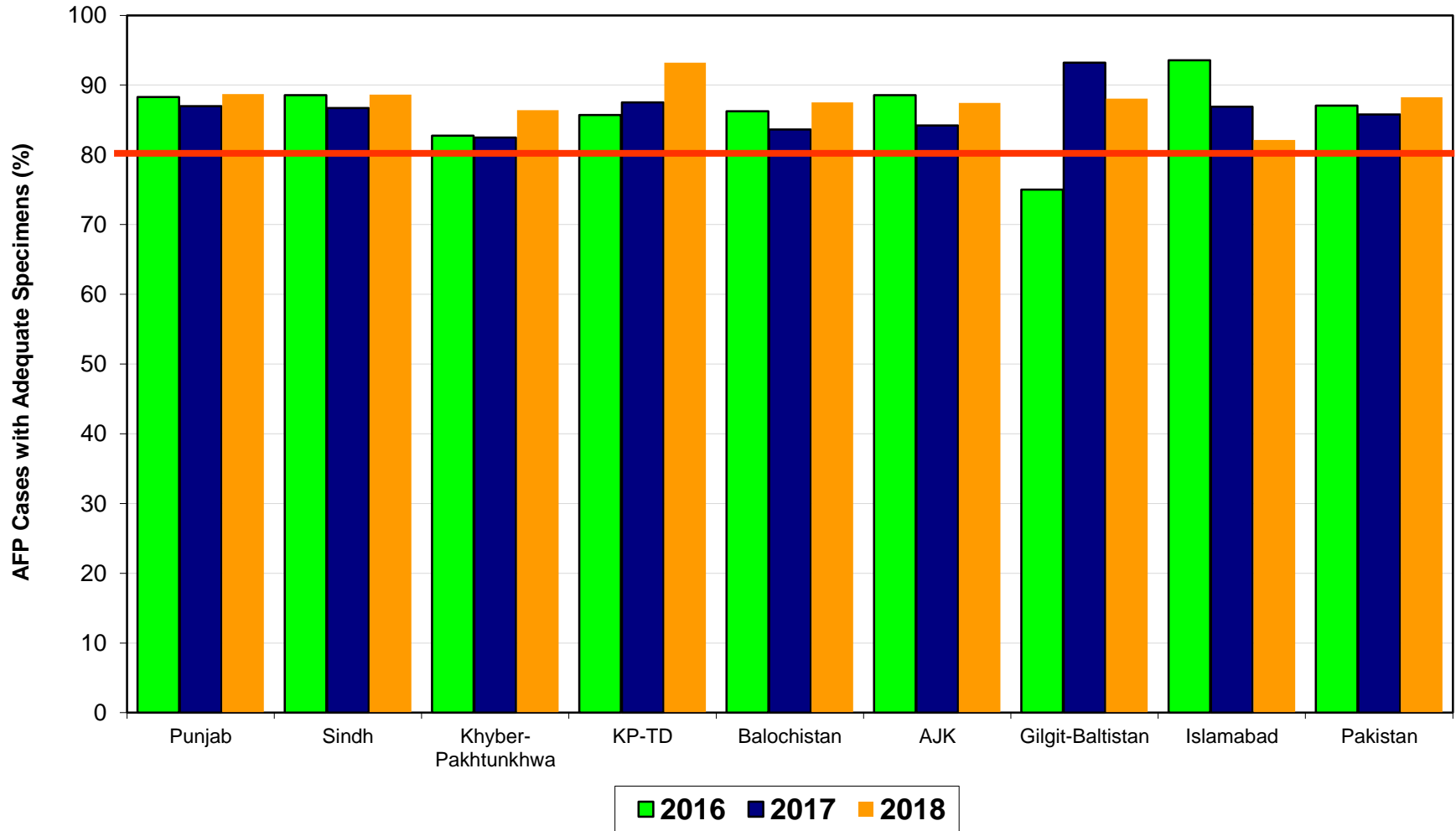
Non Polio AFP Rate By Province/Regions, 2016-2018*



Minimum Target Non-Polio AFP Rate is 6/100000 < 15 years of the age

* Afp.rec Data as of 19-11-2018

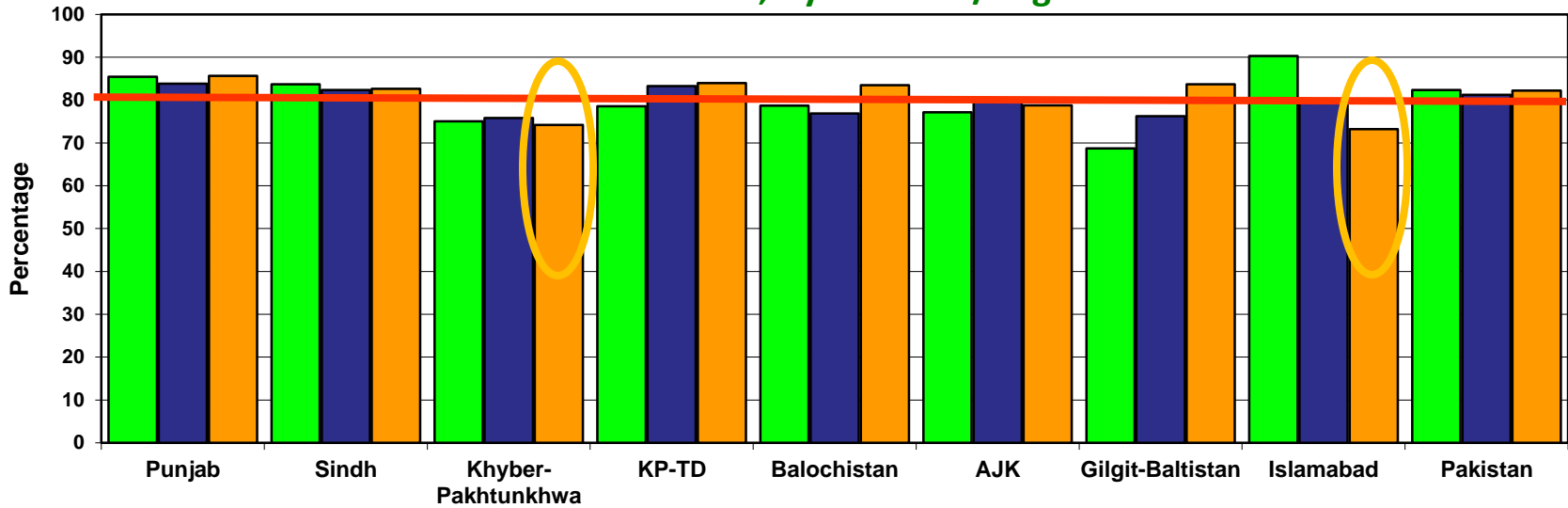
Percent AFP Cases with Adequate Specimens By Province/Regions, 2016-2018*



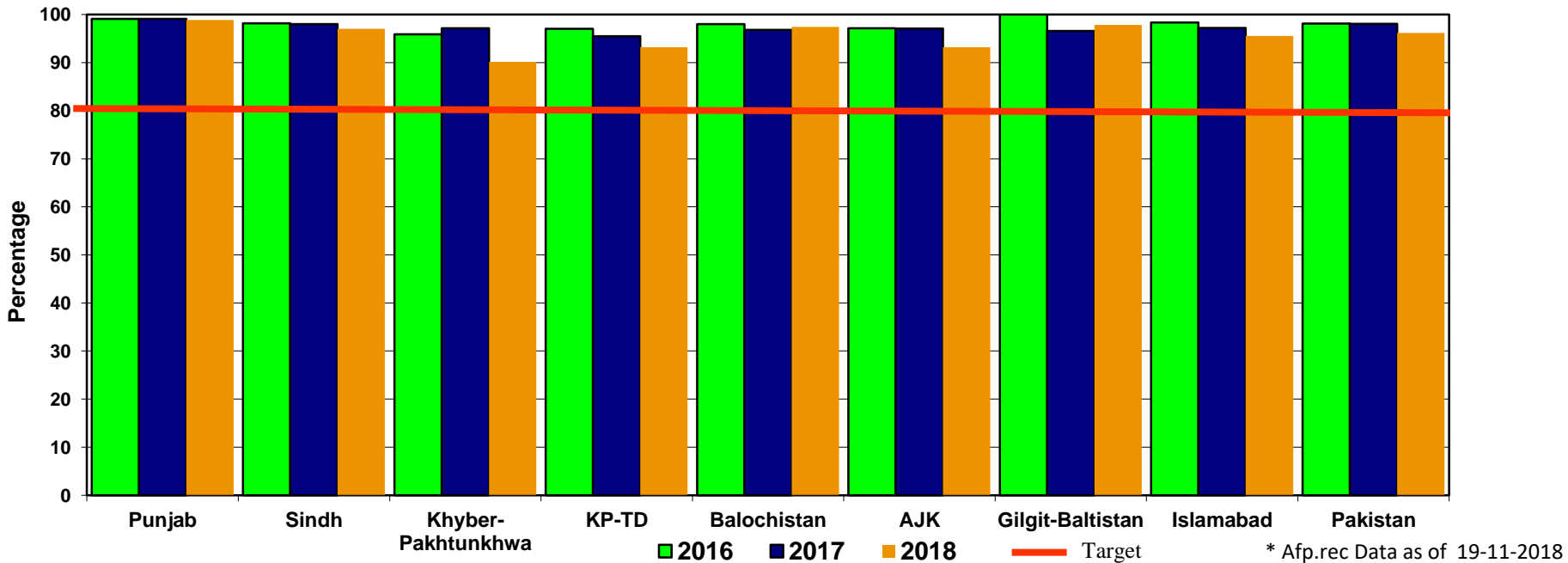
* Afp.rec Data as of 19-11-2018

— Target Adequate Sample cases = 80%

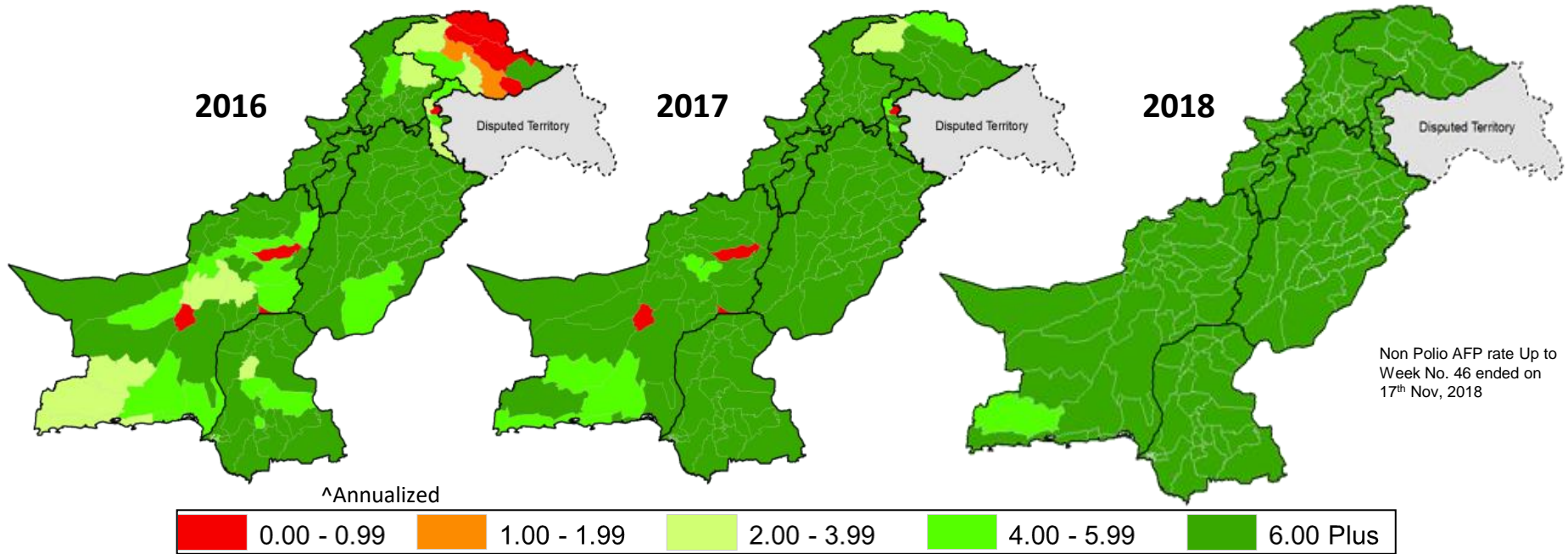
**Graph 5: Percent AFP Cases Notified within 07 days of paralysis onset
2016 - 2018*; By Province/Regions**



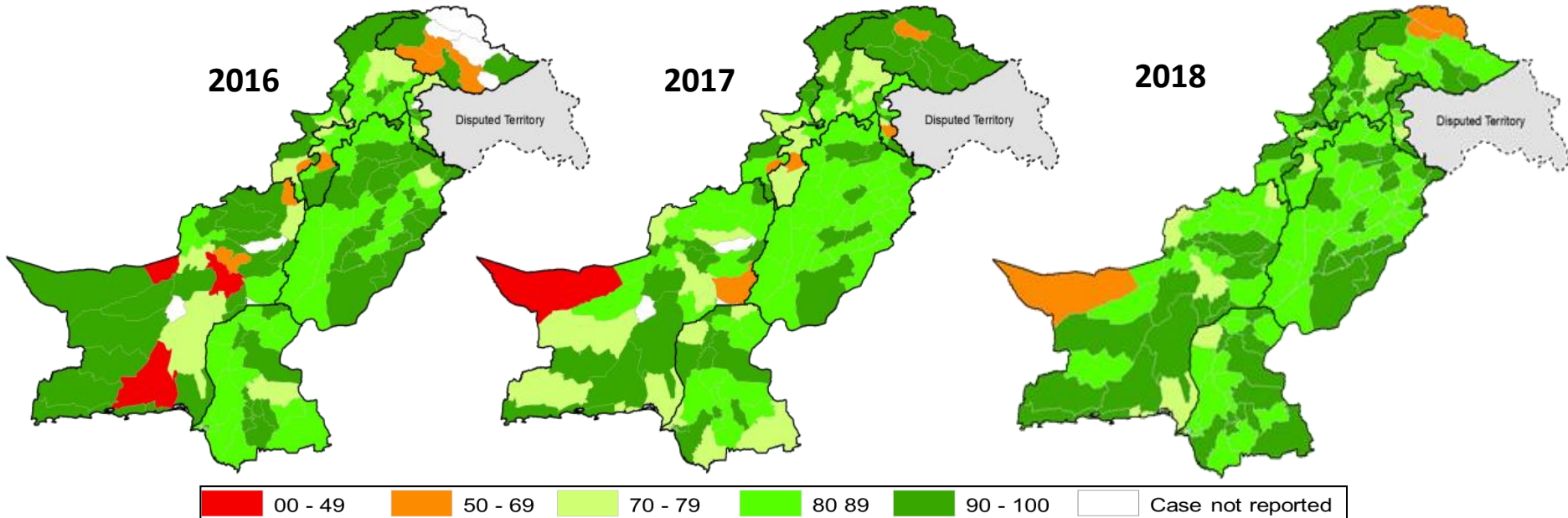
**Graph 6: Percent AFP Cases Investigated within 48 hours of notification
2016 ~ 2018*; By Province/Regions**



Non-Polio ^ AFP Rate by District



Percent AFP Cases with Adequate Specimens, by District



**Table 7.4: AFP CASES PENDING FOR CLASSIFICATION
WITH DATE OF ONSET MORE THAN 90 DAYS* 2018 Page (1/3)**

S. No	DISTRICT	TEHSIL	EPID	SEX	AGE	DONSET	DOSE€	DSTOOL1	DSTOOL2	LAB	FEVER	ASVM	PROG	FUP	PEND (DAYS)
1	DIKHAN	DIKHAN	KP/60/18/049	M	84	14-06-18	7+	27-07-18	28-07-18	NVI	UK	UK	UK		1
2	DIKHAN	DIKHAN	KP/60/18/054	F	143	11-07-18	7+	09-08-18	10-08-18	EV	UK	UK	UK		2
3	DIKHAN	DIKHAN	KP/60/18/062	F	48	10-08-18	7+	31-08-18	01-09-18	VACC	UK	UK	UK		3
4	HARIPUR	HARIPUR	KP/12/18/800	F	84	17-07-18	7+	10-08-18	11-08-18	NVI	UK	UK	UK		4
5	HARIPUR	HARIPUR	KP/12/18/041	F	36	27-07-18	7+	25-08-18	26-08-18	EV	UK	UK	UK		5
6	LAKKIMRWT	LAKKIMRWT	KP/62/18/074	F	168	05-08-18	7+	31-08-18	01-09-18	NVI	UK	UK	UK		6
7	LAKKIMRWT	LAKKIMRWT	KP/62/18/085	M	8	15-08-18	7+	11-09-18	12-09-18	EV	UK	UK	UK		7
8	LAKKIMRWT	LAKKIMRWT	KP/62/18/083	M	8	02-08-18	7+	13-09-18	14-09-18	NVI	UK	UK	UK		8
9	LAKKIMRWT	LAKKIMRWT	KP/62/18/086	F	2	09-08-18	7+	14-09-18	15-09-18	VACC	UK	UK	UK		9
10	PESHAWAR	PESHAWAR	KP/30/18/286	M	27	21-06-18	7+	LATE NOTIFIED			UK	UK	UK		10
11	PESHAWAR	PESHAWAR	KP/30/18/202	M	18	15-08-18	7+	11-09-18	12-09-18	EV	UK	UK	UK		11
12	PISHIN	PISHIN	BN/12/18/800	F	36	06-08-18	7+	21-08-18	22-08-18	EV	UK	UK	UK		12
13	UMERKOT	UMERKOT	SD/34/18/048	F	48	14-08-18	7+	06-09-18	07-09-18	NVI	N	N	Y		13
14	BAJOUR	WARA MAMOUND	FT/33/18/047	F	3	05-06-18	2	23-06-18	24-06-18	NVI	Y	Y	Y	Y	14
15	FR BANNU	FR BANNU	FT/69/18/021	M	18	09-05-18	7+	07-07-18	08-07-18	NVI	N	Y	UK		15
16	KHYBER	BARA	FT/34/18/031	M	10	15-02-18	7+	14-03-18	15-03-18	NVI	Y	Y	Y	Y	16
17	MOHMAND	KHAWEZAI	TD/35/18/042	M	96	26-07-18	7+	17-08-18	18-08-18	EV	Y	Y	Y	Y	17
18	WAZIR-S	BIRMAL	TD/65/18/026	F	108	14-08-18	7+	LATE NOTIFIED			Y	N	Y		18
19	ATTOCK	HAZRO	PB/12/18/033	F	4	12-07-18	4	29-07-18	30-07-18	NVI	N	Y	Y	Y	19
20	DGKHAN	DG KHAN	PB/81/18/166	F	22	01-08-18	7+	DIED BEFORE STOOL			Y	N	Y	DIED	20
21	DGKHAN	DG KHAN	PB/81/18/184	M	66	10-08-18	7+	18-08-18	02-09-18	VACC	N	Y	Y	Y	21
22	DGKHAN	TAUNSA	PB/81/18/185	M	56	16-08-18	7+	DIED BEFORE STOOL			Y	N	Y	DIED	22
23	DGKHAN	DG KHAN	PB/81/18/191	M	10	22-07-18	7+	30-08-18	31-08-18	EV	Y	Y	Y	Y	23
24	DGKHAN	TAUNSA	PB/81/18/197	M	5	12-08-18	5	02-09-18	03-09-18	EV	Y	Y	Y	Y	24
25	DGKHAN	DG KHAN	PB/81/18/195	M	14	05-08-18	7+	31-08-18	02-09-18	EV	Y	Y	Y	Y	25
26	DGKHAN	DG KHAN	PB/81/18/202	M	36	06-08-18	7+	08-09-18	10-09-18	EV	N	Y	Y	Y	26
27	FAISALABAD	FSD CITY	PB/51/18/123	M	24	24-06-18	7+	DIED BEFORE STOOL			N	N	Y	DIED	27
28	FAISALABAD	SAMUNDRI	PB/51/18/147	M	30	15-07-18	7+	29-07-18	31-07-18	EV	N	N	Y	Y	28
29	FAISALABAD	FSD SADAR	PB/51/18/164	M	18	13-07-18	7+	26-08-18	27-08-18	EV	Y	N	Y	Y	29
30	FAISALABAD	FSD SADAR	PB/51/18/177	F	91	01-08-18	7+	02-09-18	03-09-18	NVI	N	Y	Y	Y	30
31	GUJANWALA	AROOP TOWN	PB/21/18/225	M	82	06-07-18	7+	LATE NOTIFIED			Y	Y	Y	Y	31
32	JHANG	JHANG	PB/53/18/061	F	84	07-08-18	7+	DIED BEFORE STOOL			N	N	Y	DIED	32
33	JHANG	18-HAZARI	PB/53/18/064	F	54	15-08-18	7+	28-08-18	30-08-18	NVI	Y	N	Y	Y	33
34	KASUR	KOT RADHA KISHAN	PB/32/18/077	M	156	29-07-18	7+	19-08-18	20-08-18	NVI	N	N	Y	Y	34
35	KASUR	KASUR	PB/32/18/098	F	162	05-08-18	3	LATE NOTIFIED			Y	N	Y	Y	35
36	KHANEWAL	KHANEWAL	PB/62/18/080	M	14	14-08-18	7+	18-08-18	29-08-18	NVI	Y	Y	Y	DIED	36
37	LAHORE	ALLAMA IQBAL TOWN	PB/31/18/325	F	84	25-06-18	7+				N	Y	Y	Y	37
38	LAHORE	WAHGA TOWN	PB/31/18/331	M	156	16-08-18	7+				N	Y	Y	Y	38
39	LAHORE	NISHTER TOWN	PB/31/18/334	M	36	15-08-18	7+	LATE NOTIFIED			N	Y	Y	Y	39
40	MULTAN	SHUJABAD	PB/61/18/129	M	100	01-06-18	7+				Y	Y	Y	Y	40
41	MUZFARGARH	ALIPUR	PB/83/18/164	M	120	26-07-18	7+	DIED BEFORE STOOL			N	N	Y	DIED	41
42	MUZFARGARH	MUZAFFARGARH	PB/83/18/175	F	23	07-08-18	7+				Y	N	Y	DIED	42

**Table 7.4: AFP CASES PENDING FOR CLASSIFICATION
WITH DATE OF ONSET MORE THAN 90 DAYS* 2018 Page (2/3)**

S. No	DISTRICT	TEHSIL	EPID	SEX	AGE	DONSET	DOSE€	DSTOOL1	DSTOOL2	LAB	FEVER	ASVM	PROG	FUP	PEND (DAYS)
43	MUZFARGARH	JATOI	PB/83/18/184	M	51	16-08-18	7+	DIED BEFORE STOOL			N	Y	Y	DIED	91
44	MUZFARGARH	KOT ADU	PB/83/18/182	M	18	16-08-18	7+	DIED BEFORE STOOL			Y	Y	Y	DIED	91
45	MUZFARGARH	KOT ADU	PB/83/18/193	M	113	25-07-18	7+	08-09-18	09-09-18	NVI	N	N	N	Y	113
46	NAROWAL	NAROWAL	PB/26/18/057	F	36	24-07-18	7+	10-08-18	11-08-18	EV	N	Y	Y	Y	114
47	RAWALPINDI	RWP CITY	PB/11/18/168	M	61	07-08-18	7+	22-08-18	23-08-18	NVI	N	N	Y	Y	100
48	RAWALPINDI	GUJAR KHAN	PB/11/18/176	F	18	08-08-18	7+	29-08-18	30-08-18	NVI	Y	Y	Y	Y	99
49	RYKHAN	RAHIMYAR KHAN	PB/72/18/170	M	168	08-06-18	7+	24-07-18	26-07-18	NVI	N	N	Y	Y	160
50	SAHIWAL	SAHIWAL	PB/65/18/079	M	24	11-08-18	7+	25-08-18	26-08-18	NVI	N	N	Y	Y	96
51	SAHIWAL	CHICHAWATNI	PB/65/18/107	F	31	22-07-18	7+	LATE NOTIFIED			N	Y	Y	Y	116
52	SARGODHA	SARGODHA	PB/41/18/076	M	72	08-08-18	7+	31-08-18	01-09-18	EV	Y	N	Y	Y	99
53	SARGODHA	SILANWALI	PB/41/18/081	M	27	11-07-18	7+	04-09-18	05-09-18	EV	Y	Y	Y	Y	127
54	SARGODHA	SAHIWAL	PB/41/18/089	F	20	07-08-18	7+	14-09-18	15-09-18	NVI	N	Y	Y	Y	100
55	SARGODHA	SARGODHA	PB/41/18/088	M	4	10-08-18	0	13-09-18	14-09-18	EV	N	Y	Y	Y	97
56	SHEIKHUPURA	SHEIKHUPURA	PB/33/18/090	M	288	23-07-18	7+	17-08-18	18-08-18	NVI	Y	Y	Y	Y	115
57	SHEIKHUPURA	SHARAQPUR	PB/33/18/095	M	228	01-08-18	7+	29-08-18	31-08-18	NVI	Y	Y	Y	Y	106
58	SHEIKHUPURA	SHEIKHUPURA	PB/33/18/096	M	132	29-07-18	7+	DIED BEFORE STOOL			N	N	Y	DIED	109
59	SHEIKHUPURA	SHARAQPUR	PB/33/18/104	M	62	08-07-18	7+	LATE NOTIFIED			Y	Y	Y	Y	130
60	TTSINGH	TT SINGH	PB/52/18/084	M	133	23-07-18	7+	08-08-18	09-08-18	NVI	N	Y	Y	Y	115
61	BADIN	GOLARCHI	SD/23/18/040	F	36	18-07-18	7+	27-07-18	02-08-18	EV	N	N	Y	Y	120
62	BADIN	MATLI	SD/23/18/050	M	36	08-08-18	7+	20-08-18	29-08-18	EV	N	N	Y	Y	99
63	DADU	K.N.SHAH	SD/24/18/037	F	54	24-06-18	7+	09-07-18	11-07-18	NVI	N	N	Y	Y	144
64	DADU	MEHAR	SD/24/18/045	F	74	28-04-18	7+	14-08-18	15-08-18	EV	Y	Y	Y	Y	201
65	GHOTKI	UBAURO	SD/42/18/050	M	144	02-07-18	7+	DIED BEFORE STOOL			N	N	Y	DIED	136
66	GHOTKI	GHOTKI	SD/42/18/053	M	72	14-07-18	7+	18-07-18		NVI	Y	Y	UK	DIED	124
67	HYDERABAD	HYDERABAD RURAL	SD/21/18/064	M	24	20-07-18	7+	02-09-18	04-09-18	NVI	Y	Y	N	Y	118
68	JACOBABAD	GARHI KHAIRO	SD/53/18/043	F	36	30-06-18	7+	01-08-18	02-08-18	EV	N	Y	Y	Y	138
69	JACOBABAD	GARHI KHAIRO	SD/53/18/048	M	12	11-06-18	7+	LATE NOTIFIED			Y	Y	Y	Y	157
70	JACOBABAD	GARHI KHAIRO	SD/53/18/050	F	84	17-07-18	7+	20-08-18	22-08-18	NVI	Y	Y	Y	DIED	121
71	JACOBABAD	JACOBABAD	SD/53/18/061	M	84	10-08-18	7+	LATE NOTIFIED			N	Y	Y	Y	97
72	KAMBAR	KAMBAR	SD/55/18/047	M	18	03-06-18	7+	07-07-18	09-07-18	NVI	Y	Y	Y	Y	165
73	KAMBAR	KAMBAR	SD/55/18/056	M	144	28-06-18	7+	25-07-18	26-07-18	EV	Y	N	Y	DIED	140
74	KAMBAR	WARAH	SD/55/18/061	F	36	24-05-18	7+	LATE NOTIFIED			N	Y	Y	Y	175
75	KAMBAR	SIJAWAL	SD/55/18/067	M	28	10-07-18	7+	07-08-18	08-08-18	NVI	Y	Y	N	DIED	128
76	KAMBAR	QUBO SAEED KHAN	SD/55/18/074	F	12	29-07-18	7+	DIED BEFORE STOOL			Y	N	Y	DIED	109
77	KHAIRPUR	THARI MIR WAH	SD/43/18/073	M	48	27-07-18	7+	31-07-18		EV	Y	Y	Y	DIED	111
78	KHIBALDIA	BALDIA	SD/61/18/023	F	54	15-08-18	7+	16-09-18	07-09-18	EV	Y	N	Y	Y	92
79	KHIGADAP	GADAP	SD/63/18/026	M	84	01-06-18	7+	11-06-18		NVI	N	N	Y	DIED	167
80	KHIGADAP	GADAP	SD/63/18/033	M	36	06-08-18	7+	DIED BEFORE STOOL			Y	Y	Y	DIED	101
81	KHIGADAP	GADAP	SD/63/18/036	F	36	02-06-18	7+	LATE NOTIFIED			Y	Y	Y	Y	166
82	KHIGADAP	GADAP	SD/63/18/038	M	30	16-06-18	7+	LATE NOTIFIED			N	Y	Y	Y	152
83	KHIGIQBAL	GIQBAL	SD/65/18/016	M	72	02-08-18	7+	11-08-18		NVI	N	N	Y	DIED	105
84	KHILIAQAT	LIAQAT	SD/70/18/016	M	26	15-08-18	7+	14-09-18	15-09-18	EV	Y	Y	Y	Y	92

**Table 7.4: AFP CASES PENDING FOR CLASSIFICATION
WITH DATE OF ONSET MORE THAN 90 DAYS* 2018 Page (3/3)**

S. No	DISTRICT	TEHSIL	EPID	SEX	AGE	DONSET	DOSE€	DSTOOL1	DSTOOL2	LAB	FEVER	ASVM	PROG	FUP	PEND (DAYS)
85	KHINNAZIM	NNAZIM	SD/74/18/020	F	32	15-08-18	7+	29-08-18	31-08-18	NVI	Y	Y	Y	Y	92
86	KHINORTH	NORTH	SD/73/18/012	F	50	20-06-18	7+	DIED BEFORE STOOL			N	N	Y	DIED	148
87	KHINORTH	NORTH	SD/73/18/015	F	30	27-06-18	7+	23-07-18	25-07-18	NVI	N	N	UK	DIED	141
88	LARKANA	LARKANA	SD/51/18/055	F	36	29-07-18	7+	31-07-18		NVI	Y	N	Y	DIED	109
89	LARKANA	DOKRI	SD/51/18/089	F	32	18-07-18	7+	LATE NOTIFIED			Y	Y	Y		120
90	MATIARI	MATIARI	SD/28/18/040	M	72	16-08-18	7+	01-09-18		NVI	N	N	Y	DIED	91
91	SANGHAR	SINJORO	SD/32/18/054	M	18	14-08-18	7+	01-10-18	04-10-18	NVI	Y	Y	Y	Y	93
92	SBENAZIRABAD	DAUR	SD/44/18/030	F	84	23-06-18	7+	10-07-18	11-07-18	NVI	Y	Y	Y	Y	145
93	SBENAZIRABAD	DAUR	SD/44/18/031	M	36	28-06-18	7+	17-07-18	18-07-18	EV	Y	N	Y	Y	140
94	SBENAZIRABAD	NAWABSHAH	SD/44/18/035	M	60	11-05-18	7+	LATE NOTIFIED			Y	Y	Y	Y	188
95	SHIKARPUR	LAKHI	SD/52/18/043	M	36	01-08-18	7+	DIED BEFORE STOOL			Y	N	Y	DIED	106
96	SUJAWAL	SHAH BUNDER	SD/79/18/077	M	11	10-06-18	7+	28-07-18	29-07-18	EV	Y	Y	Y	Y	158
97	UMERKOT	PITHORO	SD/34/18/037	F	84	03-06-18	7+	18-07-18	19-07-18	NVI	Y	Y	Y	Y	165
98	BANNU	WAZIR	KP/61/18/040	M	144	10-08-18	0	05-09-18	07-09-18	NVI	Y	Y	Y		97
99	CHARSADA	TANGI	KP/31/18/099	M	37	17-07-18	7+	23-07-18		NVI	Y	N	Y	DIED	121
100	DIKHAN	DERA ISMAIL KHAN	KP/60/18/044	M	54	07-07-18	7+	19-07-18	22-07-18	NVI	Y	N	Y		131
101	KOHAT	DARRA ADAM KHEL	KP/50/18/044	M	84	23-07-18	7+	08-08-18	10-08-18	NVI	N	Y	Y		115
102	KOHISTAN	DASSU	KP/13/18/006	M	164	25-02-18	7+	21-03-18	22-03-18	NVI	Y	N	N	Y	263
103	KOHISTAN	DASSU	KP/13/18/019	M	30	31-07-18	7+	09-08-18		EV	Y	Y	Y		107
104	KOHISTAN	DASSU	KP/13/18/020	F	24	13-08-18	1	LATE NOTIFIED			Y	N	Y		94
105	LAKKIMRWT	SERAI NAURANG	KP/62/18/019	M	10	20-02-18	7+	25-03-18	26-03-18	EV	Y	Y	Y	Y	268
106	LAKKIMRWT	LAKKI MARWAT	KP/62/18/058	M	26	24-05-18	7+	25-06-18	26-06-18	EV	Y	Y	Y	Y	175
107	LAKKIMRWT	LAKKI MARWAT	KP/62/18/084	M	22	20-06-18	7+	LATE NOTIFIED			N	N	N	Y	148
108	MALAKAND	BATKHELA	KP/20/18/056	M	20	16-06-18	7+	LATE NOTIFIED			Y	Y	Y	Y	152
109	NOWSHERA	NOWSHERA	KP/32/18/051	M	13	27-04-18	7+	06-06-18	07-06-18	EV	Y	Y	Y	Y	202
110	PESHAWAR	PESHAWAR	KP/30/18/228	F	16	02-07-18	7+	LATE NOTIFIED			N	Y	Y		136
111	TORGHAR	JUDBAH	KP/15/18/009	F	26	24-07-18	2	LATE NOTIFIED			Y	N	N	Y	114
112	KABDULAH	CHAMAN	BN/14/18/019	M	30	13-06-18	7+	07-07-18	07-08-18	NVI	Y	N	Y		155
113	PISHIN	PISHIN	BN/12/18/033	F	61	10-08-18	7+	10-10-18	14-10-18	NVI	Y	N	Y		97
114	DIAMER	DAREL	GB/31/18/022	M	96	11-08-18	7+	31-08-18	01-09-18	NVI	Y	Y	Y	Y	96
115	GILGIT	GILGIT	GB/11/18/006	F	2	26-07-18	0	30-07-18		NVI	N	N	UK	DIED	112
116	NAGAR	NAGAR2	GB/73/18/003	M	7	05-08-18	5	22-08-18	23-08-18	NVI	UK	Y	Y	Y	102
117	CDA	CDA	IB/01/18/022	M	68	04-06-18	7+	15-06-18	20-06-18	EV	N	Y	Y		164
118	CDA	CDA	IB/01/18/025	F	39	20-07-18	7+	04-08-18	06-08-18	NVI	Y	Y	Y		118
119	CDA	CDA	IB/01/18/028	F	96	08-08-18	7+	26-08-18	01-09-18	NVI	Y	N	Y		99
120	CDA	CDA	IB/01/18/029	F	9	11-07-18	7+	31-08-18	01-09-18	NVI	UK	UK	UK		127
121	ICT	ICT	IB/02/18/034	M	41	12-07-18	7+	03-08-18	04-08-18	NVI	N	N	Y		126
122	ICT	ICT	IB/02/18/038	M	120	07-07-18	7+	16-08-18	17-08-18	EV	UK	UK	UK		131
123	ICT	ICT	IB/02/18/037	F	120	24-07-18	7+	17-08-18	19-08-18	NVI	UK	UK	UK		114
124	ICT	ICT	IB/02/18/043	F	150	07-08-18	7+	04-09-18	06-09-18	NVI	Y	Y	Y		100
125	ICT	ICT	IB/02/18/046	F	153	16-06-18	3	LATE NOTIFIED			N	Y	Y		152

* Afp.rec Data as of 19-11-2018

€ Based on recall of parents

60 days Follow-up not done

FUP = Residual Weakness at 60 days follow up.