



**World Health
Organization**

**Weekly
AFP Surveillance Update
Pakistan**

Week 45 (*Ended on 10th Nov, 2018*)

National Surveillance Cell

World Health Organization Country Office,
Chak Shahzad, Park Road,
Islamabad, Pakistan

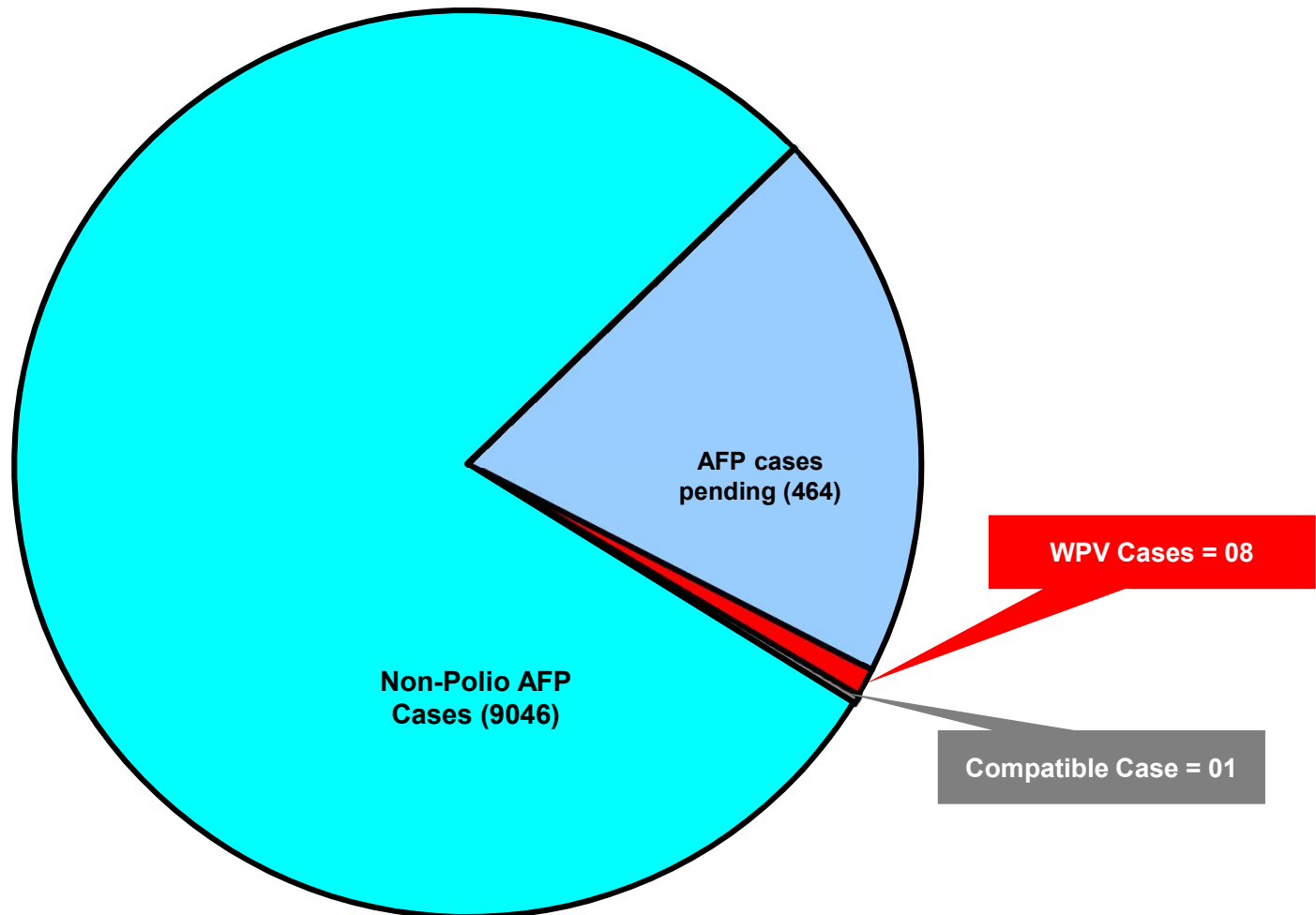
Tel: +92-51 9255123 / 9255282 /9255184

AFP Surveillance



<http://www.emro.who.int/pak/information-resources>

AFP Case Profile, 2018*



Total AFP Cases Reported = 9519

^ 302 Inadequate cases not due for FUP

^162 AFP Cases pending in Lab

^108 AFP Cases pending for classification by ERC

* Afp.rec Data as of 12-11-2018

Table 1.1: List of Confirmed Polio Cases, Pakistan 2018*

S.NO.	PROVINCE/ REGION	DISTRICT	TEHSIL	EPID NO.	SEX	AGE (m)	DATE ONSET OF PARALYSIS	NO. OPV DOSES (based on parents recall)		FEVER	Asymptomatic Paralysis	Rapid Progression	REFUSAL	WPV TYPE	GENETICS
								Routine	SIA's						Cluster
01	BALUCHISTAN	DUKI	DUKI	BN/65/18/003	M	38	08-Mar-18	0	7+	Y	Y	Y	N	NSL1	R4B5C4
02	BALUCHISTAN	DUKI	DUKI	BN/65/18/005	F	18	15-Apr-18	0	7	Y	Y	Y	N	NSL1	R4B5C4D
03	BALUCHISTAN	DUKI	DUKI	BN/65/18/007	M	18	18-May-18	0	3	Y	Y	Y	N	NSL1	R4B5C4D
04	KPAKHTUNKHW	CHARASADA	CHARASADA	KP/31/18/100	M	19	1-Aug-18	3	7+	Y	Y	Y	N	NSL1	R4B5C5B2
05	SINDH	KHIGADAP	GADAP	SD/63/18/041	F	42	22-Sep-18	3	7+	Y	Y	Y	N	NSL1	R4B5C4D
06	KPTD	KHYBER	LANDI KOTAL	TD/34/18/104	F	55	25-Sep-18	0	7	N	Y	Y	N	NSL1	R4B5C5B2
07	KPTD	BAJOUR	WARA MAMOUND	TD/33/18/085	M	84	24-Sep-18	3	7+	Y	N	Y	N	NSL1	R4B5C5B2
08	KPTD	BAJOUR	LEO MAMOUND	TD/33/18/094	F	66	07-Oct-18	3	7+	Y	Y	Y	N	NSL1	R4B5C4D

* Afp.rec Data as of 12-11-2018

Table 3: Urgent/ITD Pending Cases

S. #	Basic information								OPV doses				Urgent		Prov Diagnosis	Lab update			Remarks	
	District	Tier	Tehsil	Union council	Epid number	Date of Onset	Age (VI)	Sex	Date of 1st stool	Stool Adeq	Rt	S/As	Last 6 S/As	Last dose		Field	NSC	Lab No.		Days Inoc
Isolates pending for ITSD																				
1	PESHAWAR	1	PESHAWAR	NAHAQJ	KP/30/18/257-C3	41	M	30-Oct-18	-	-	-	-	-	-	-	-	13034	4	L20B+	
Reported urgent (by field / NSC criteria)																				
2	PESHAWAR	1	PESHAWAR	NAHAQJ	KP/30/18/257	15-Sep-18	44	M	30-Oct-18	N	3	7+	6	05-Aug-18	N	N	13026	10	UP	Index case of C-3
3	OKARA	4	OKARA	52/2.L	PB/34/18/142	19-Oct-18	3	F	27-Oct-18	Y	2	1	1	10-Oct-18	N	Y	12949	12	UP	LEFT HEMIPLEGIA
4	SAHIWAL	4	CHICHAWATNI	UC 64	PB/65/18/114	10-Oct-18	9	M	27-Oct-18	N	3	3	3	26-Sep-18	N	Y	12920	12	UP	CVA

* New addition § New results #Data not available ≠ NSC Criteria = Fever, Rapid Progress, Age < 48 months and OPV Doses <7 UP = Under process
Urgent (Field/NSC) / Inadequate specimens / Age 12-35 months / Zero OPV dose UPending for genomic sequencing

Point in time comparison of Polio Cases by Province/Region 2017 - 2018*

Region/ Province	No. of polio cases		No. of infected districts/towns		Most recent polio case
	2017	2018	2017	2018	
Balochistan	1	3	1	1	18-May-18
Sindh	2	1	2	1	22-Sept-18
Khyber Pakhtunkhwa	1	1	1	1	1-Aug-18
KP-TD	0	3	0	2	7-Oct-18
G-Baltistan	1	0	1	0	13-Feb-17
Punjab	1	0	1	0	28-Jan-17
Pakistan	6	8	6	5	7-Oct-18

Twenty one additional district / town declared infected based on environmental samples in 2018

* Afp.rec Data as of 12-11-2018

Table 2: LAB Update 2018*

Month of Onset	AFP Cases	No virus isolated	Cases Under Process		Isolated Viruses from stools						
			Culture	ITD	Vaccine viruses		NPEV		Wild	Results within 14 days	
	n	n	n	n	n	%	n	%	n	n	%
January	1010	843	0	0	76	8	91	9%	0	1010	100%
February	893	714	0	0	74	8	105	12%	0	893	100%
March	968	767	0	0	28	3	172	18%	1	967	100%
April	983	735	0	0	31	3	217	22%	1	983	100%
May	993	721	0	0	30	3	241	24%	1	992	100%
June	784	584	0	0	18	2	182	23%	0	784	100%
July	926	586	0	0	27	3	313	34%	0	926	100%
August	979	617	1	0	38	4	322	33%	1	977	100%
September	1015	660	9	1	62	6	282	28%	3	1004	99%
October	825	433	226	0	13	2	154	19%	1	600	73%
November	3	0	3	0	0	0	0	0%	0	0	0%
Pakistan	9379	6660	239	1	397	4	2079	22%	8	9136	97%

* Data as of Nov 12, 2018

Comparison of Environmental Sampling Results, 2017-18*

DISTRICT	2017					2018					Last
	TOTAL	WILD			TOTAL	WILD					
	n	GRAB	BMFS	TOTAL	n	GRAB	BMFS	TOTAL			
	n	n	n	%	n	n	n	%			
LAHORE	56			0	0%	50	8		8	16%	11-Oct-18
MULTAN	31	1		1	3%	30			0	0%	9-Jan-17
DGKHAN	31			0	0%	20	1	1	2	10%	12-Sep-18
RAWALPINDI	24	6	2	8	33%	21	10	1	11	52%	10-Oct-18
FAISALABAD	21			0	0%	18			0	0%	2-Jul-16
SARGODHA	10			0	0%	10			0	0%	
BAHAWALPUR	10			0	0%	9			0	0%	
RAJANPUR						10			0	0%	
CDA	11	5		5	45%	10	6		6	60%	10-Oct-18
KHIGIQBAL	24	5	1	6	25%	20	1		1	5%	13-Sep-18
KHIGADAP	30	18		18	60%	30	11	1	12	40%	10-Oct-18
KHIBALDIA	11	2		2	18%	10	2		2	20%	4-Sep-18
KHILANDHI	10	5		5	50%	10	3		3	33%	30-Jul-18
KHIKORANGI	10	1		1	10%	9			0	0%	16-Oct-17
KHISITE	11	4		4	36%	10	2		2	20%	3-Sep-18
KHISADDAR						9	1		1	11%	10-Sep-18
KHILIAQAT						9	1		1	11%	7-Mar-18
SUKKUR	29	1	1	2	7%	21		1	1	5%	8-Feb-18
HYDERABAD	11			0	0%	10	1		1	10%	9-Feb-18
JACOBABAD	13	2	1	3	23%	12	2	1	3	25%	12-Sep-18
SANGHAR	10			0	0%	1			0	0%	
DADU	11			0	0%	10			0	0%	
KAMBAR	11	1		1	9%	9	3		3	33%	9-Jul-18
PESHAWAR	24	5	2	7	29%	26	16	1	17	65%	24-Oct-18
DIKHAN	22			0	0%	20			0	0%	16-Jul-16
BANNU	9			0	0%	10		1	1	10%	31-Mar-18
KOHAT	9			0	0%	10	5		5	50%	27-Sep-18
CHARSADA	10			0	0%	10			0	0%	
MARDAN	10			0	0%	10	1		1	10%	15-Oct-18
NOWSHERA	10			0	0%	10	2		2	20%	18-Oct-18
KABDULAH	21	13		13	62%	20	4		4	20%	1-Oct-18
QUETTA	44	10	1	11	25%	40	9		9	23%	20-Oct-18
PISHIN	11	5		5	45%	10			0	0%	2-Oct-17
KHUZDAR	10			0	0%	9			0	0%	
LORALAI	10	2		2	20%	9	2		2	22%	17-Aug-18
ZHOB	10			0	0%	10			0	0%	18-Dec-17
WAZIR-S						7			0		
BAJOUR						6	4		4	67%	24-Sep-18
PAKISTAN	575	86	8	94	16%	555	95	7	102	18%	24-Oct-18

New Positive Samples

* Afp.rec Data as of 12-11-2018

WPV and cVDPV Cases by District in 2018

PROVINCE	DISTRICT	WPV Cases		cVDPV Cases	
		Onset of Last Case	Cases	Onset of Last Case	Cases
SINDH	KHIGADAP	22-Sep	1		
KPTD	KHYBER	25-Sep	1		
KPTD	BAJOUR	07-Oct	2		
KP	CHARSADA	1-Aug	1		
BALUCHISTAN	DUKKI	18-May	3		
PAKISTAN		07-Oct	8		

Map 2.1: Point in Time Comparison of Wild Polio virus, Compatible and cVDPV2 isolates

Infected districts/Towns/Agencies/Areas

On the basis of WPV isolation

- WPV cases = 06
- Sewage water = 14 (no WPV case)
- Total = 20

2017

Source

AFP Surveillance

- P1 = 06
- Compatible = 02
- cVDPV Cases = -
- cVDPV Env = -

Sewage water

- Grab = 84
- BMFS = 08

Infected districts/Towns/Agencies/Areas

On the basis of WPV isolation

- WPV cases = 05
- Sewage water = 21 (no WPV case)
- Total = 26

2018

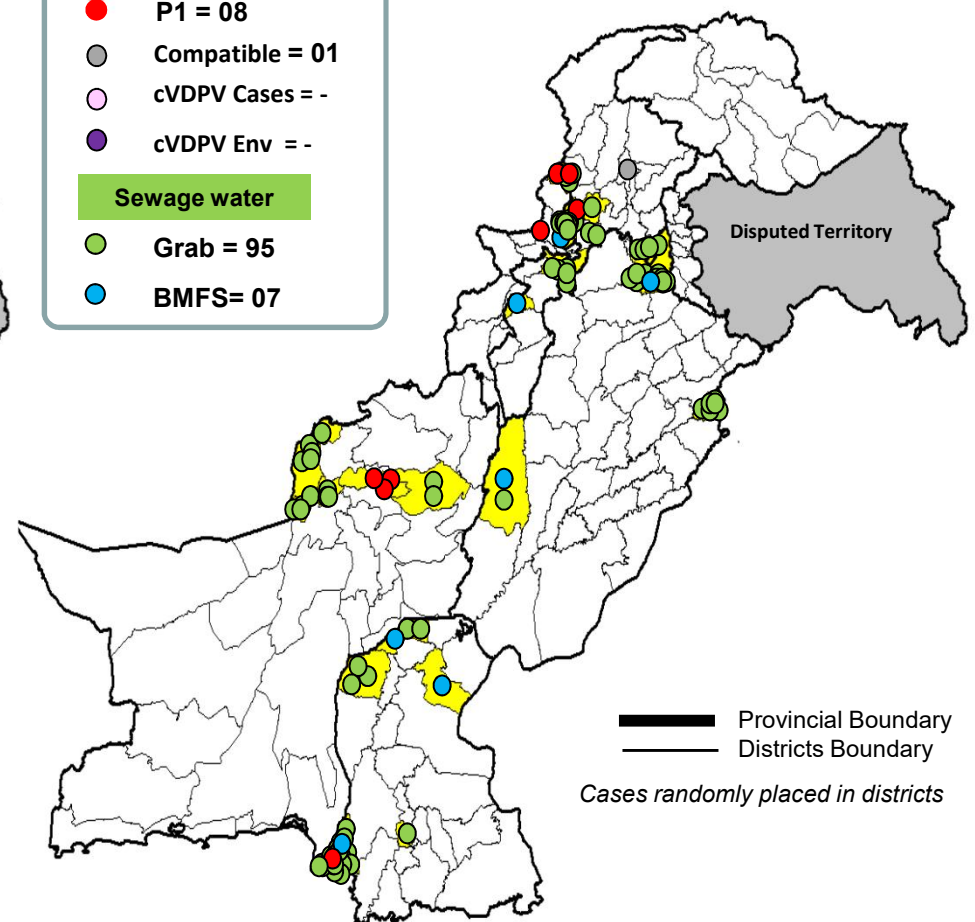
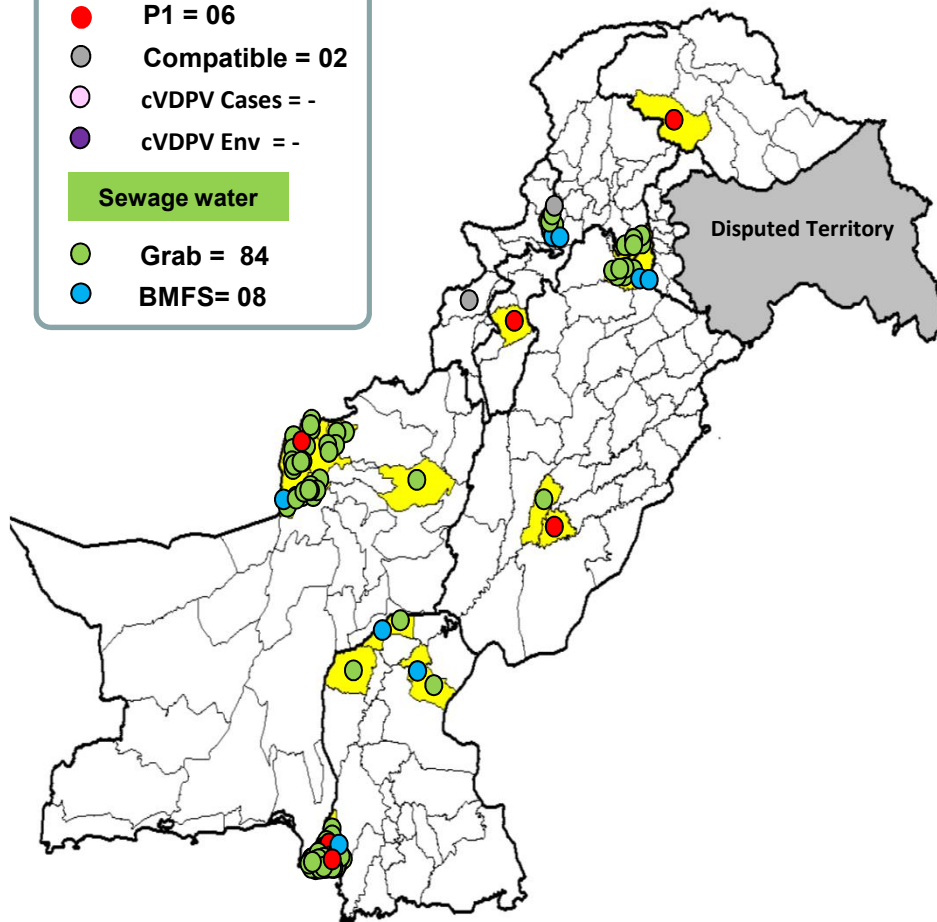
Source

AFP Surveillance

- P1 = 08
- Compatible = 01
- cVDPV Cases = -
- cVDPV Env = -

Sewage water

- Grab = 95
- BMFS = 07

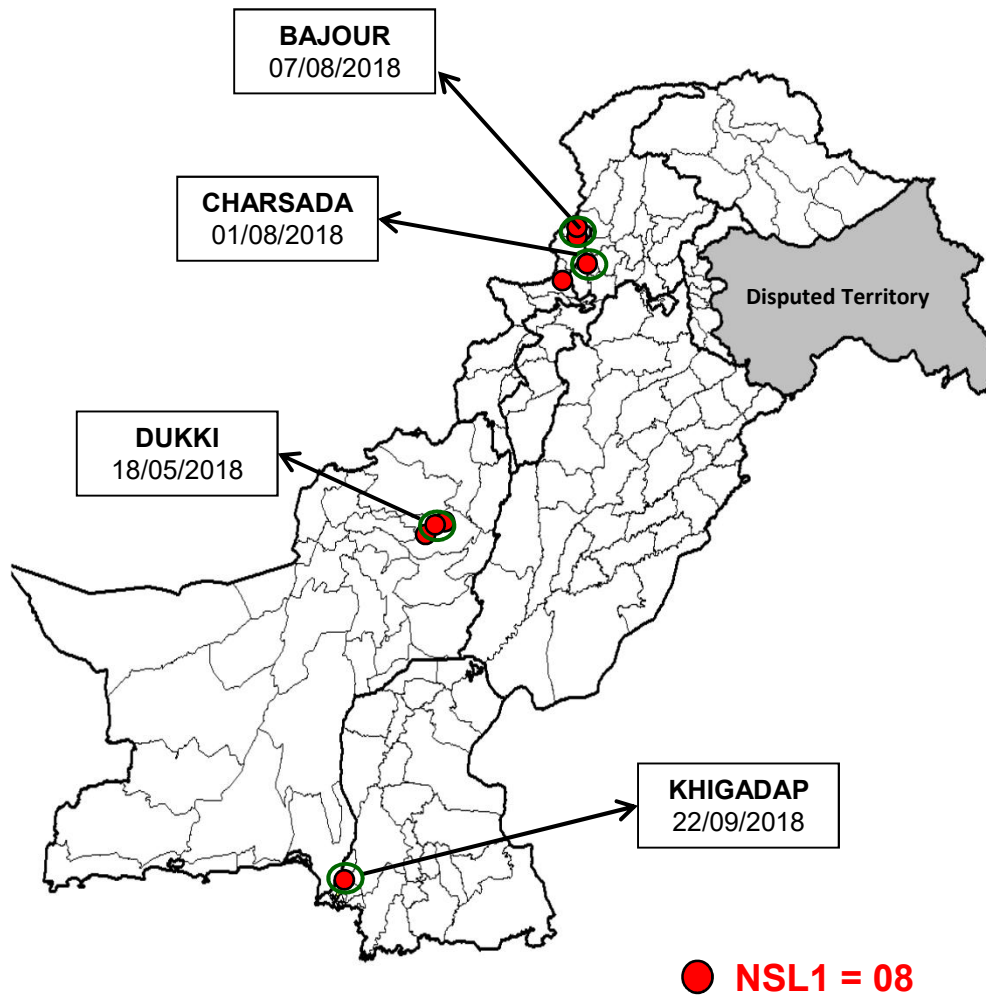


Provincial Boundary
 Districts Boundary
 Cases randomly placed in districts

* Afp.rec Data as of 12-11-2018

Map1: Distribution of Wild Polio Cases Pakistan 2017-2018*

Districts/Towns with Wild Polio Cases = 05



Province/ Country	Date of Last Case		Number of cases 2017		Number of cases 2018	
	P1	P3	P1	P3	P1	P3
KP-TD	Oct, 2018	Apr, 2012	-	-	03	-
KHYBER-PAKHTUNKHWA	Aug, 2018	Oct, 2010	01	-	01	-
SINDH	Sep, 2018	Jan, 2010	02	-	01	-
BALUCHISTAN	May, 2018	Apr, 2010	03	-	03	-
PUNJAB	Jan, 2017	Jun, 2010	01	-	-	-
AJK	Jun, 2000	Jun, 2000	-	-	-	-
GILGIT-BALTISTAN	Feb, 2017	-	01	-	-	-
ISLAMABAD	Sep, 2008	Sep, 2008	-	-	-	-
PAKISTAN	Oct, 2018	Apr, 2012	08	-	08	-

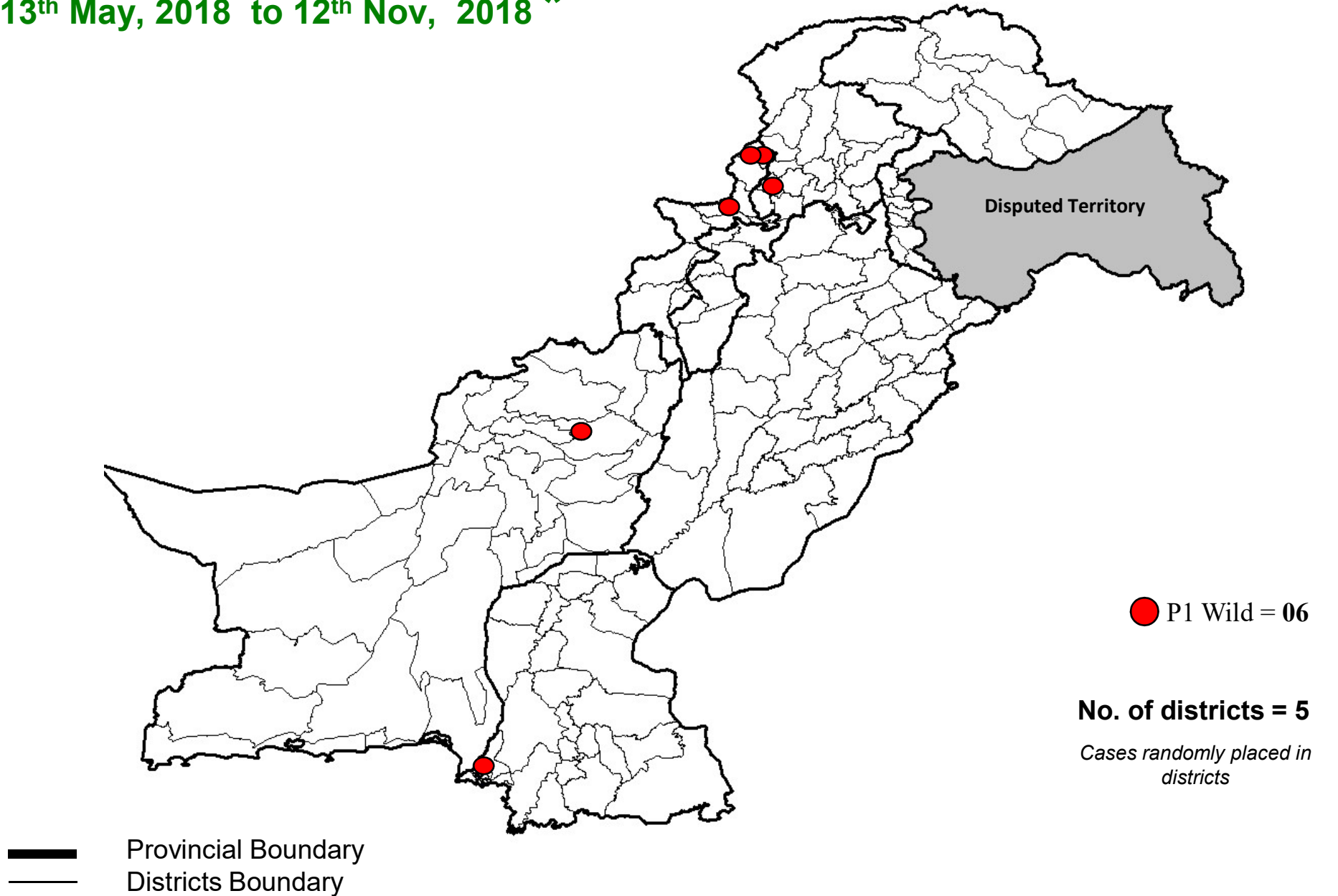
- District with last polio case in province
- Provincial Boundary
- Districts Boundary

Cases randomly placed in districts

* Afp.rec Data as of 12-11-2018

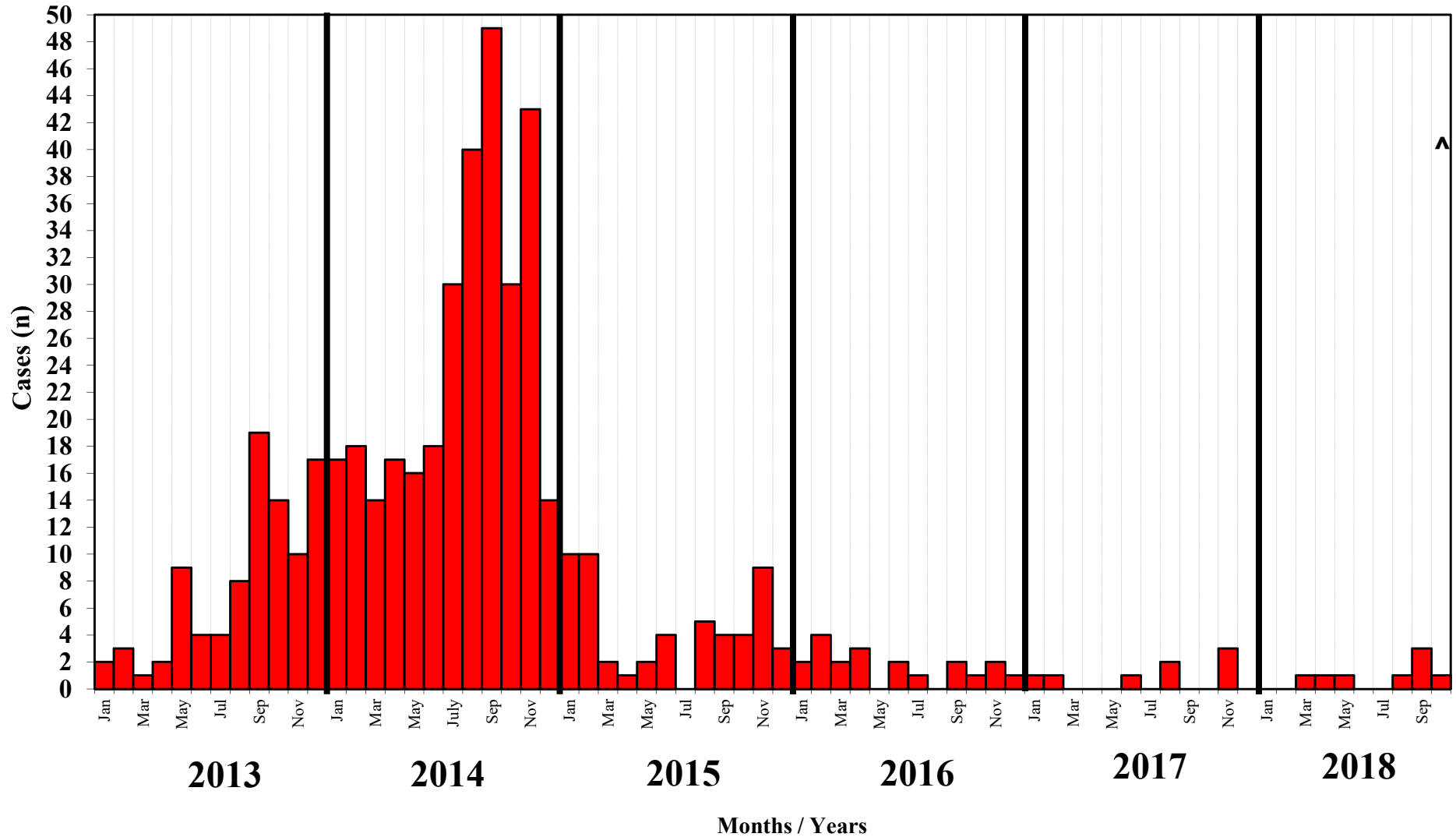
Map 3: Wild Polio cases in the last 6 months

13th May, 2018 to 12th Nov, 2018 *



* Afp.rec Data as of 12-11-2018

Confirmed Polio Cases 2013-2018*

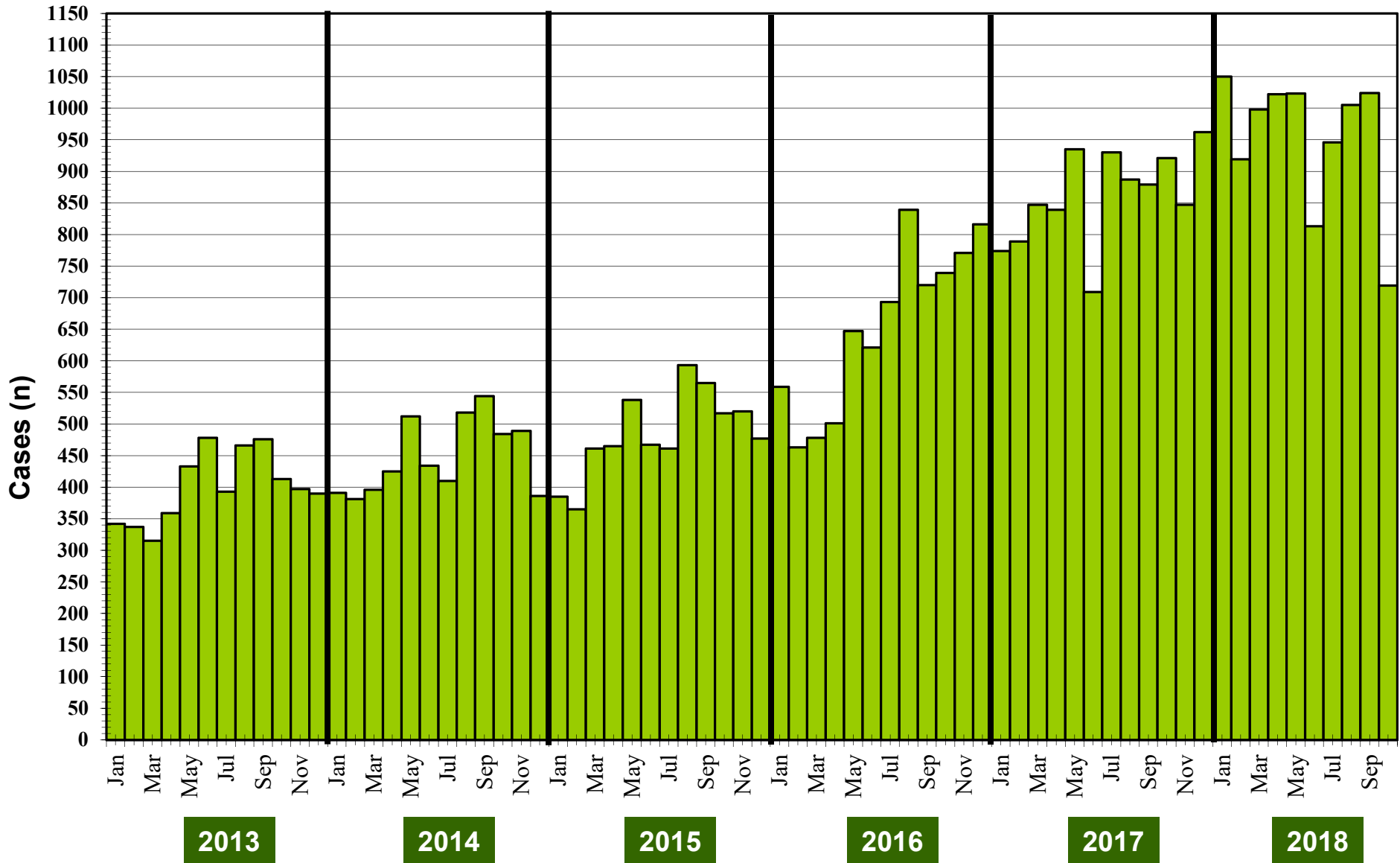


■ NSL1

^ Data incomplete

* Afp.rec Data as of 12-11-2018

Graph 1: Distribution of AFP Cases by Month, Pakistan 2013-2018*



* Afp.rec Data as of 12-11-2018

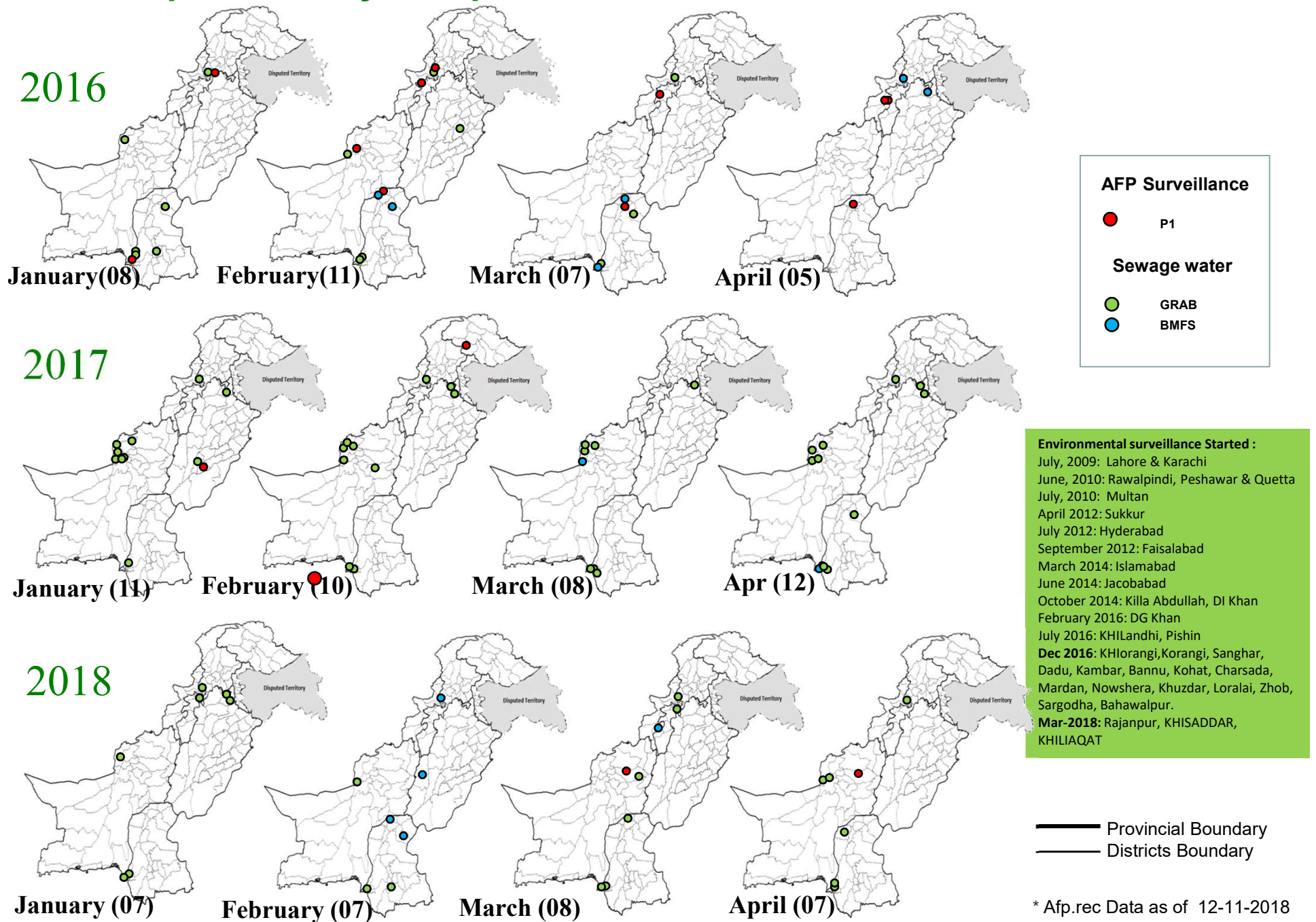
**Table 4: Distribution of AFP Cases By Week of Onset ^
Pakistan- 2018* [Week number / Ending on]**

PROVINCE	W 30 28 Jul 2018	W 31 04 Aug 2018	W 32 11 Aug 2018	W 33 18 Aug 2018	W 34 25 Aug 2018	W 35 01 Sep 2018	W 36 08 Sep 2018	W 37 15 Sep 2018	W 38 22 Sep 2018	W 39 29 Sep 2018	W 40 06 Oct 2018	W 41 13 Oct 2018	W 42 20 Oct 2018	W 43 27 Oct 2018	W 44 03 Nov 2018
PUNJAB	98	94	115	89	102	109	121	107	85	106	90	102	91	40	1
SINDH	52	68	62	40	32	47	39	48	62	57	26	42	47	14	0
KPAKHTUNKHWA	34	60	46	39	41	56	48	34	55	61	44	44	55	23	1
KPTD	9	9	7	5	11	8	10	8	10	13	10	23	16	5	0
BALOCHISTAN	6	14	16	8	8	14	17	9	10	16	11	10	10	1	0
AJK	9	6	5	5	4	5	7	4	8	4	5	2	6	3	0
GBALTISTAN	2	1	2	1	4	2	3	1	1	0	2	2	1	0	0
ISLAMABAD	3	2	5	1	3	4	2	6	4	5	3	6	3	5	1
PAKISTAN	213	254	258	188	205	245	247	217	235	262	191	231	229	91	3

* Afp.rec & Afplab.rec: Data as of 12-11-2018

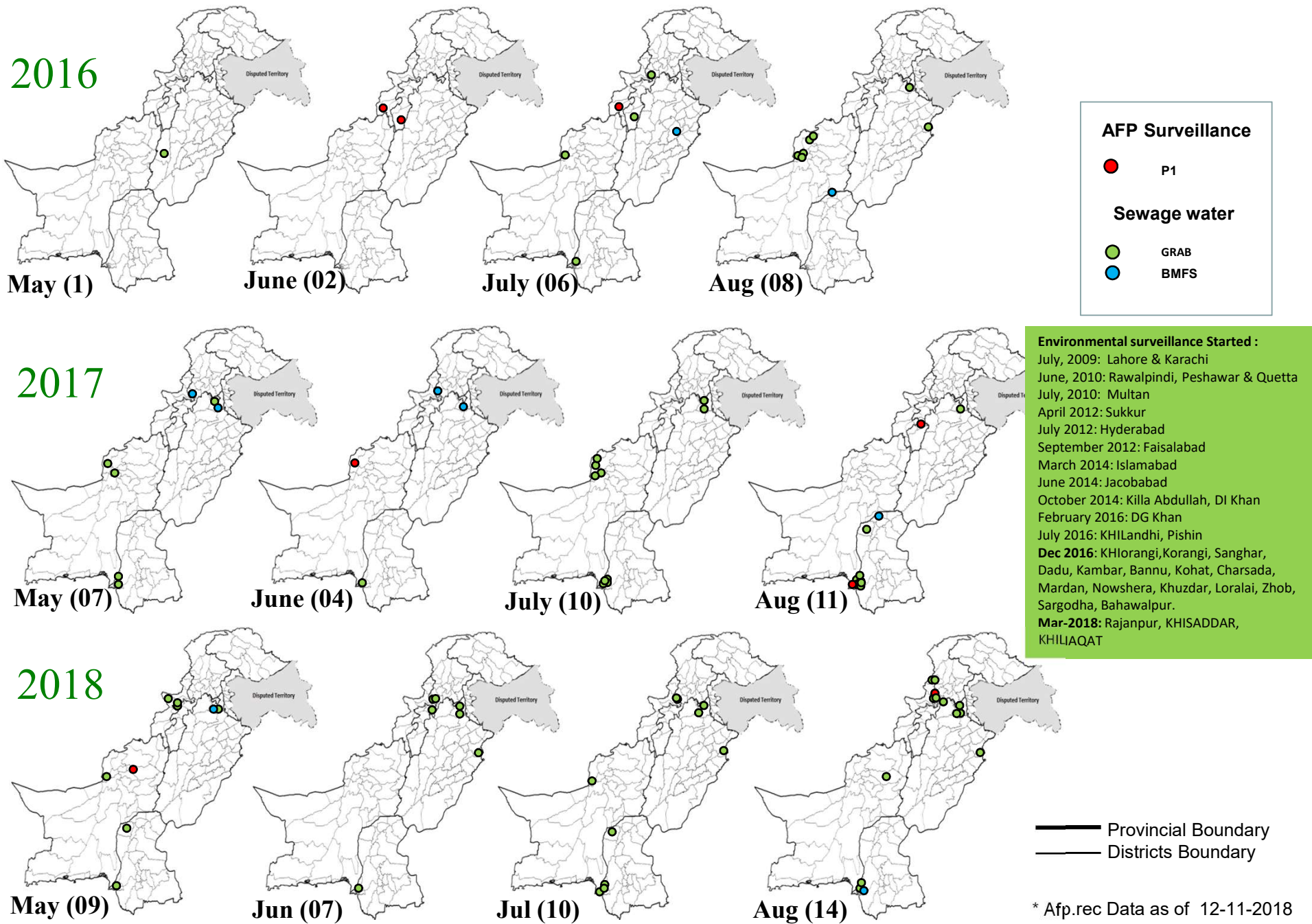
^ MMWR Epidemiological Weeks

Map 4: Monthly Comparison of Polio Cases/Isolates 2016-2018*



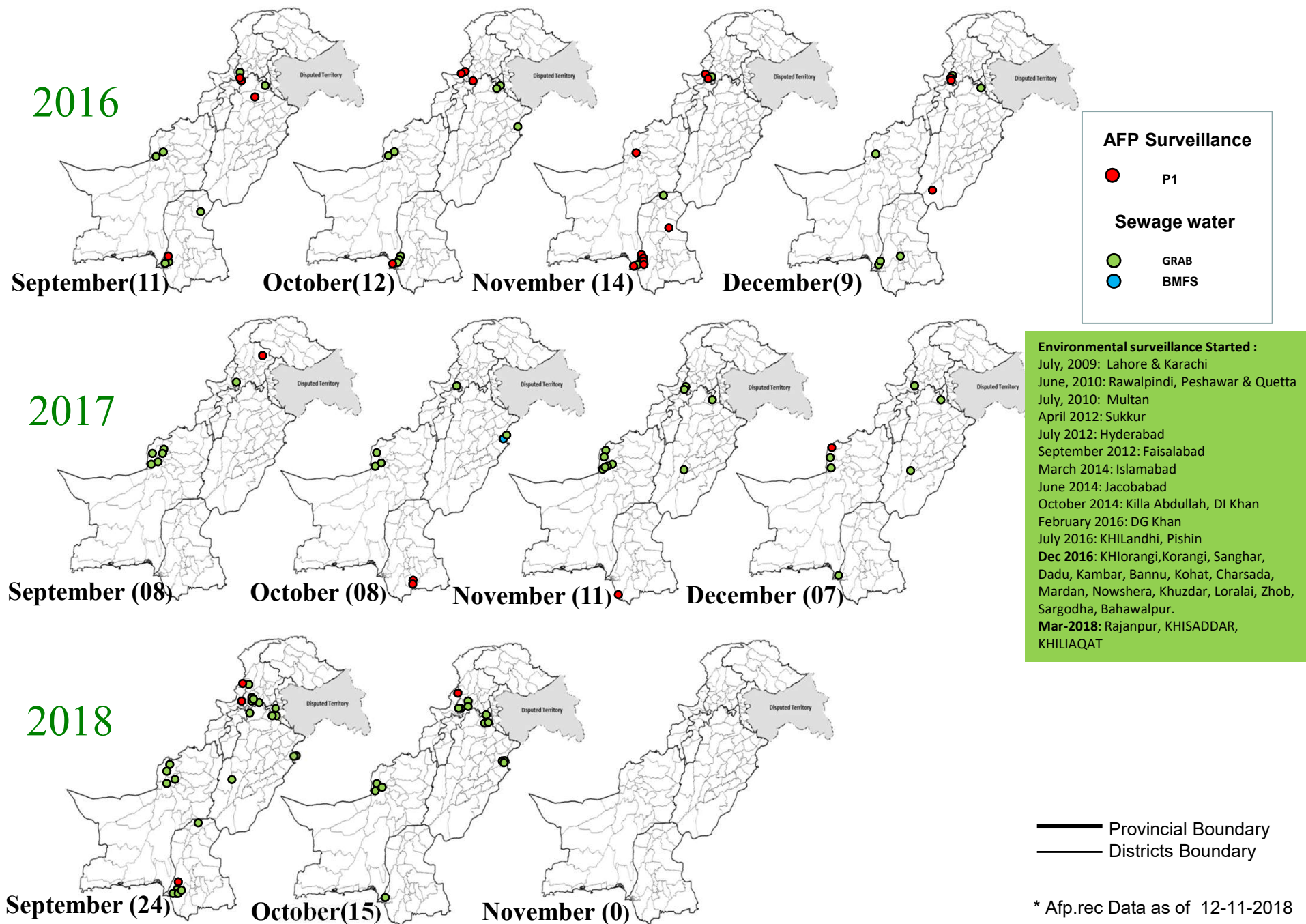
* Afp.rec Data as of 12-11-2018

Map 4.1: Monthly Comparison of Polio Cases/Isolates 2016-2018*



* Afp.rec Data as of 12-11-2018

Map 4.2: Monthly Comparison of Polio Cases/Isolates 2016-2018*



* Afp.rec Data as of 12-11-2018

Table 5: Polio Eradication Update, Pakistan 2015-2018*

Province/Region	Polio 1			
	2015	2016	2017	2018
KP-TD	16	02	-	03
KP	17	08	01	01
SINDH	12	08	02	01
PUNJAB	02	-	01	-
BALUCHISTAN	07	02	03	03
AJK	-	-	-	-
Gilgit-Baltistan	-	-	01	-
ISLAMABAD	-	-	-	-
PAKISTAN	54	20	08	08

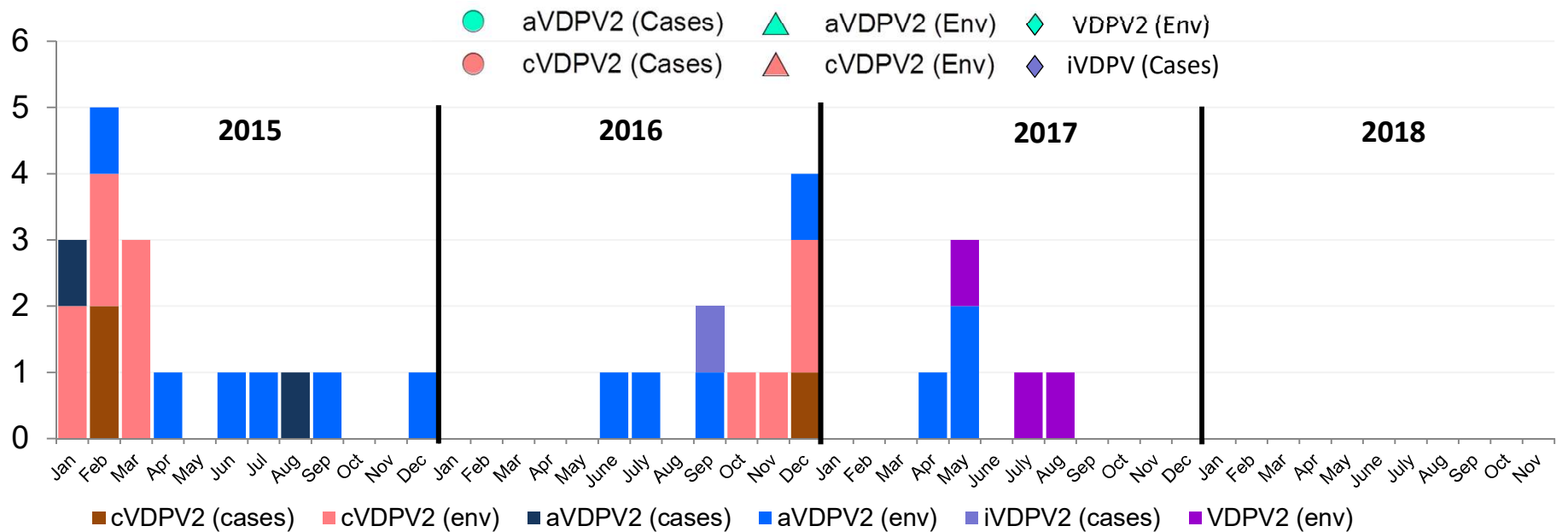
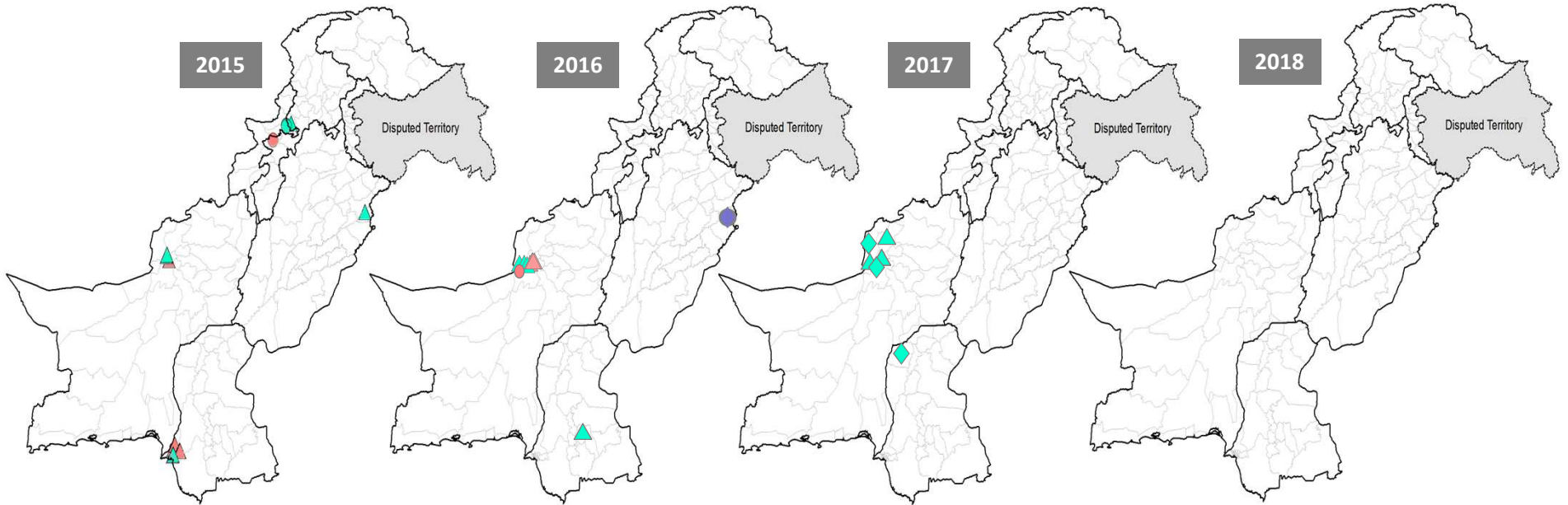


* Afp.rec Data as of 12-11-2018

VDPV2 isolates, 2014 to 2018*

DISTRICT	2014				2015				2016					2017					2018			
	aVDPV-2		cVDPV-2		aVDPV-2		cVDPV-2		aVDPV-2		iVDPV-2		cVDPV-2		VDPV2		aVDPV-2		cVDPV-2			
	Cases	Env	Cases	Env	Cases	Env	Cases	Env	Cases	Env	Cases	Env	Cases	Env	Env	Cases	Env	Cases	Env			
JAFARABAD																						
MASTUNG																						
PISHIN														1								
QUETTA					2		1			3			1	4		2				1		
KABDULAH																				1		
BALOCHISTAN					2		1			3			1	4		3				2		
KHYBER	1		2		1		1															
MOHMAND																						
WAZIR-N	2		7																			
WAZIR-S	1																					
KP-TD	4		17		1		1															
FR BANNU			8																			
BANNU			1																			
HANGU							1															
LAKKIMRWT			1																			
PESHAWAR			1				1															
KPAKHTUNKHWA			3		1		1															
LAHORE	1						1					1										
PUNJAB	1				1					1												
KAMBAR																				1		
KHIGADAP			2	1	7															6		
KHIGIQBAL			1					2														
KHIGULBERG							1															
HYDERABAD												1										
SINDH	3		1	7	1		2		6	1										1		
PAKISTAN	5	3	21	7	2	6	2	7		4	1		1	4		3				3		

VDPV isolates (Cases + ES), 2015 – 2018*



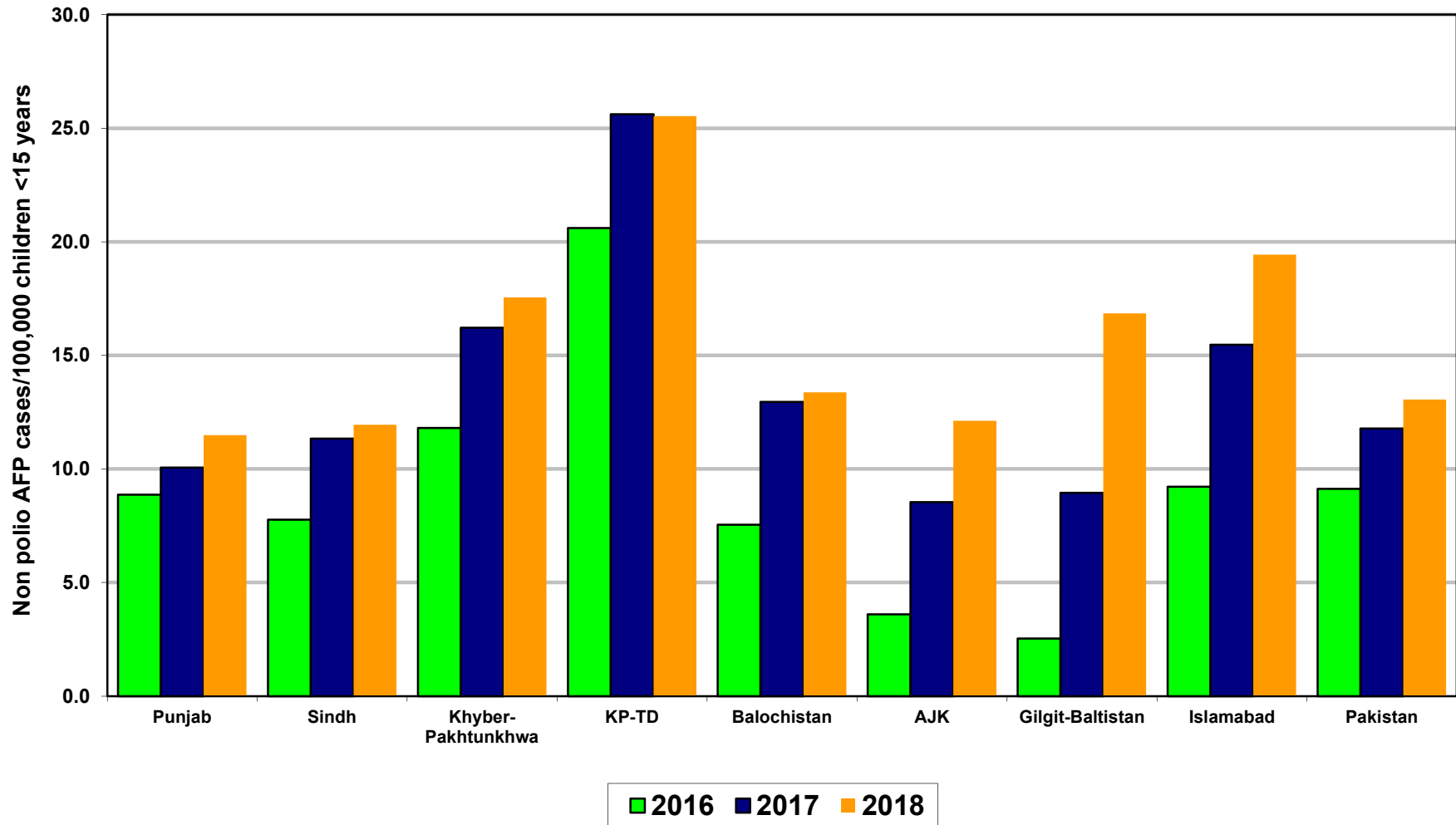
* Afp.rec Data as of 12-11-2018

Table 6: Vaccination status of non polio AFP cases age 6-59 months 2016-2018*

REGION	0 dose			1-2 doses			3 doses			4-6 doses			7+ doses		
	16	17	18	16	17	18	16	17	18	16	17	18	16	17	18
Central Punjab	0%	0%	0%	0%	0%	0%	1%	1%	1%	3%	3%	2%	97%	96%	97%
North Punjab	0%	0%	0%	0%	0%	0%	0%	1%	1%	2%	2%	3%	98%	97%	96%
South Punjab	0%	0%	0%	0%	0%	0%	0%	0%	0%	2%	2%	1%	98%	98%	98%
PUNJAB	0%	0%	0%	0%	0%	0%	0%	1%	1%	2%	2%	2%	97%	97%	97%
Karachi	0%	1%	0%	1%	1%	1%	1%	1%	2%	5%	7%	5%	93%	91%	93%
North Sindh	0%	0%	0%	0%	0%	0%	0%	0%	0%	5%	3%	2%	94%	97%	97%
South Sindh	0%	0%	0%	1%	0%	0%	1%	1%	1%	6%	4%	3%	92%	95%	96%
SINDH	0%	0%	0%	1%	0%	0%	1%	0%	1%	5%	4%	3%	93%	95%	96%
Central Khyber Pakhtunkhwa	0%	0%	0%	0%	1%	0%	0%	0%	0%	1%	1%	1%	98%	98%	99%
North Khyber Pakhtunkhwa	0%	0%	0%	1%	1%	0%	0%	1%	0%	3%	4%	2%	96%	94%	97%
South Khyber Pakhtunkhwa	1%	0%	2%	2%	2%	0%	1%	2%	0%	3%	5%	3%	94%	91%	95%
Khyber Pakhtunkhwa	0%	0%	0%	1%	1%	0%	0%	1%	0%	2%	3%	2%	96%	95%	97%
KP-TD	0%	0%	0%	2%	0%	0%	1%	1%	0%	9%	8%	3%	89%	91%	96%
Rest of Balochistan	7%	3%	0%	7%	9%	6%	2%	4%	3%	23%	13%	17%	62%	71%	74%
North Balochistan	0%	4%	0%	3%	6%	3%	3%	2%	0%	10%	10%	12%	83%	78%	84%
Quetta Block	1%	0%	3%	1%	1%	0%	4%	0%	0%	10%	7%	1%	83%	92%	95%
BALUCHISTAN	2%	2%	1%	3%	4%	3%	3%	3%	1%	13%	10%	10%	80%	82%	86%
PAKISTAN	0%	0%	0%	1%	1%	0%	1%	1%	1%	4%	4%	3%	95%	95%	96%

* Afp.rec Data as of 12-11-2018

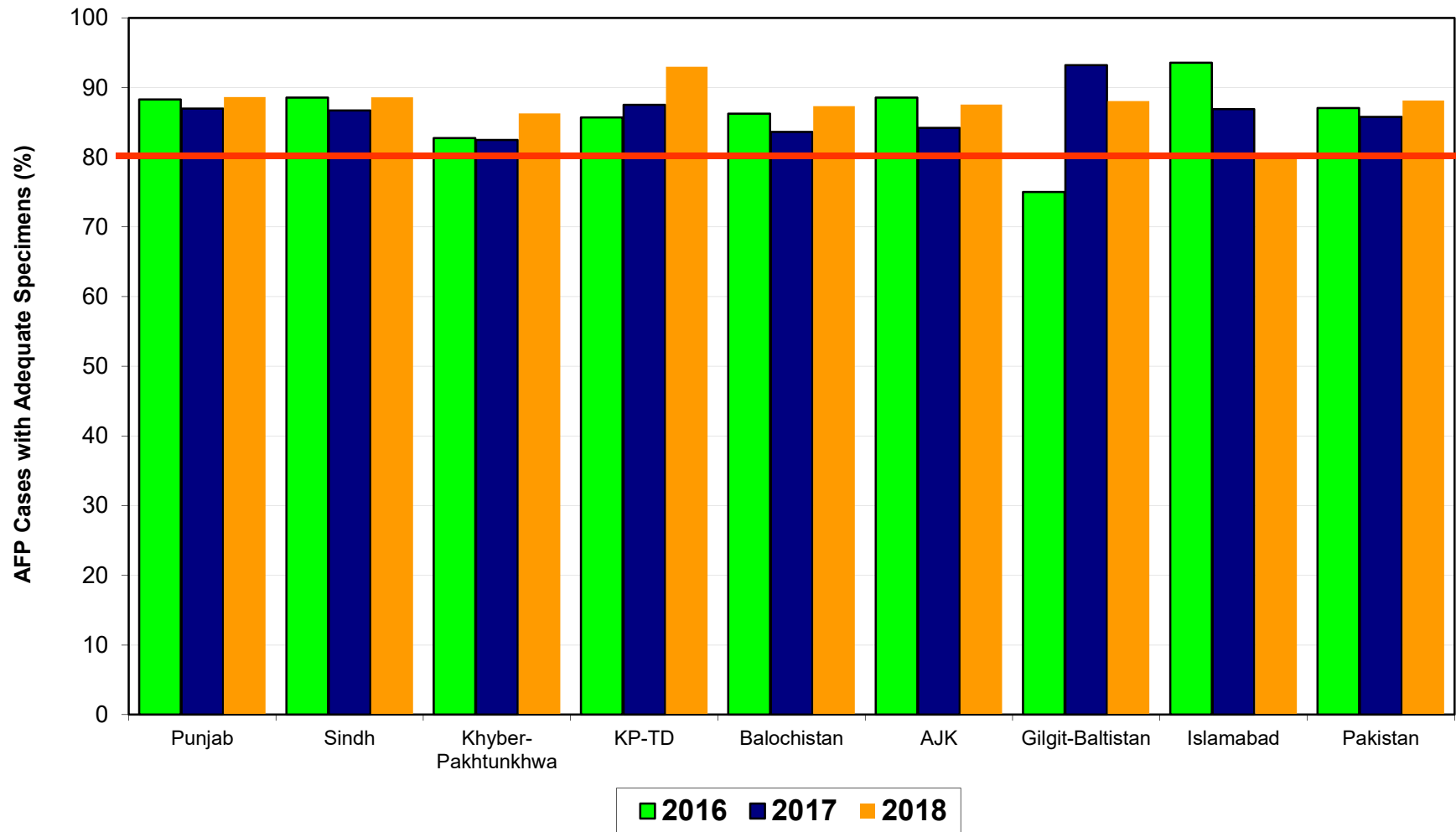
Non Polio AFP Rate By Province/Regions, 2016-2018*



Minimum Target Non-Polio AFP Rate is 6/100000 < 15 years of the age

* Afp.rec Data as of 12-11-2018

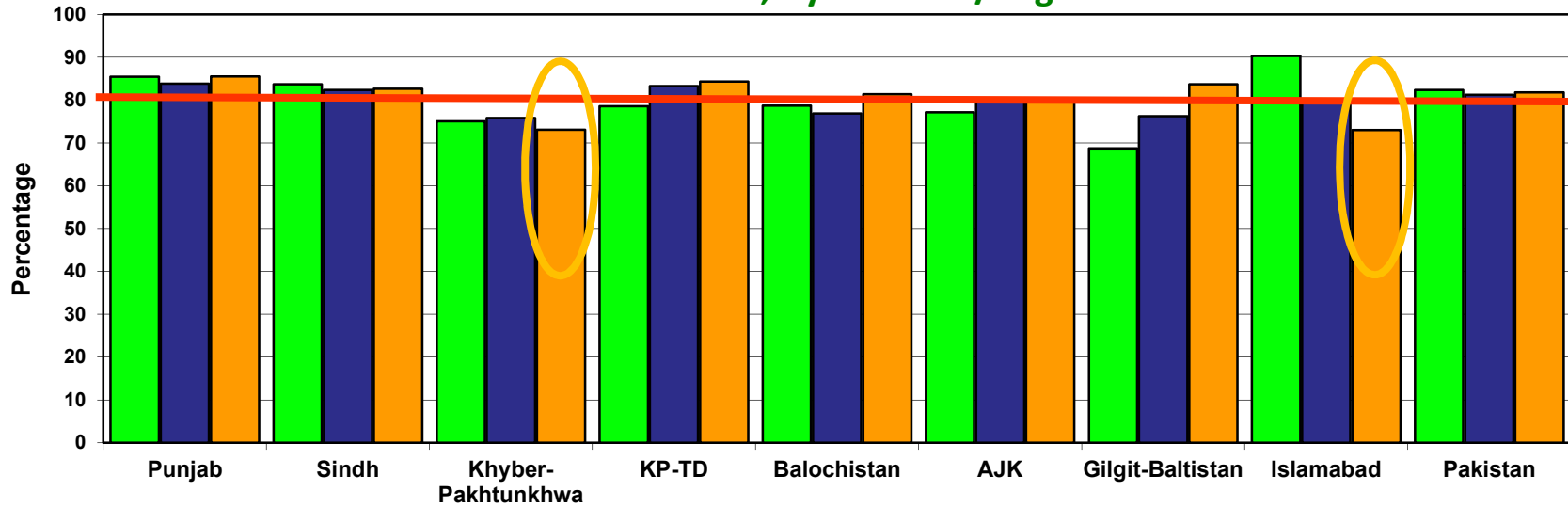
Percent AFP Cases with Adequate Specimens By Province/Regions, 2016-2018*



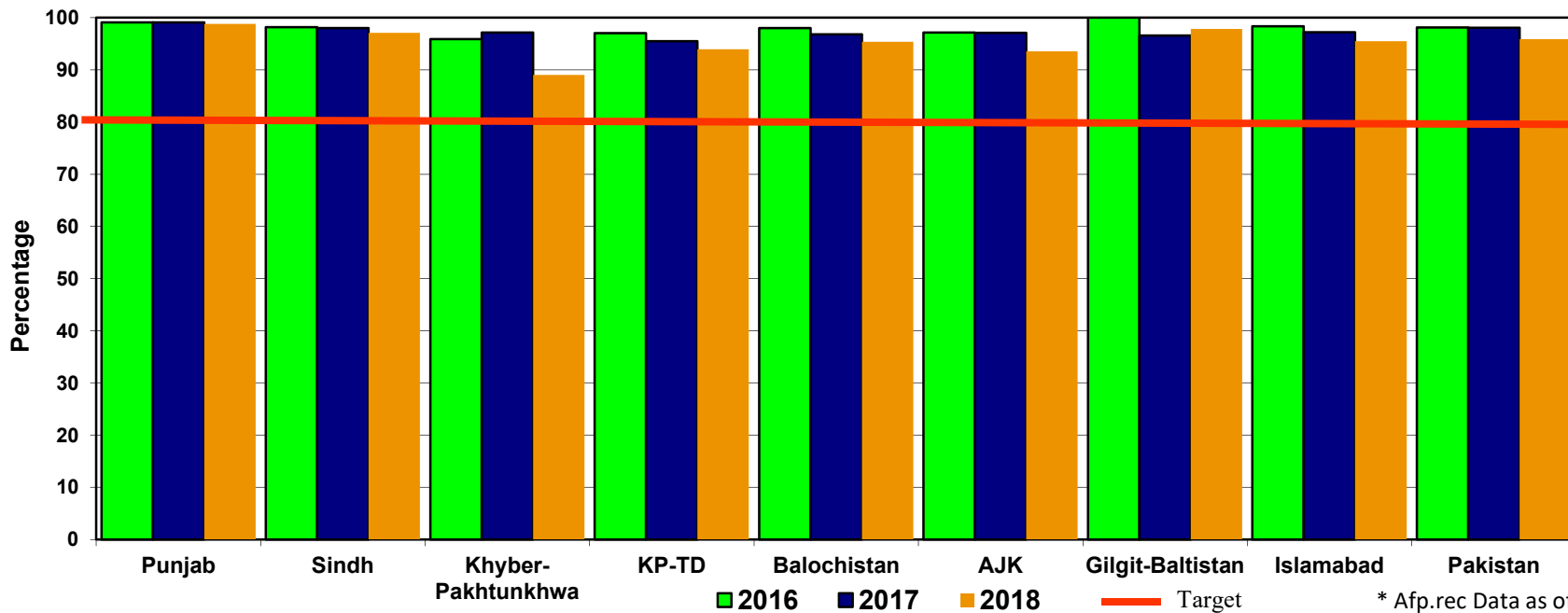
* Afp.rec Data as of 12-11-2018

— Target Adequate Sample cases = 80%

**Graph 5: Percent AFP Cases Notified within 07 days of paralysis onset
2016 - 2018*; By Province/Regions**



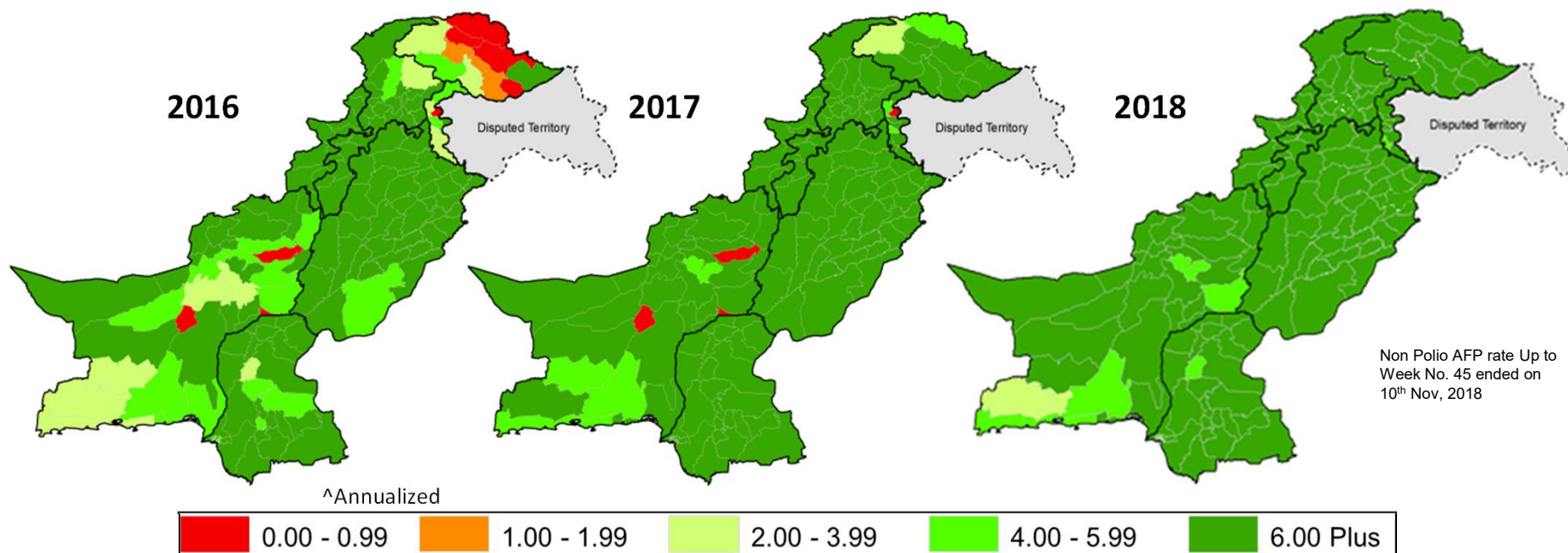
**Graph 6: Percent AFP Cases Investigated within 48 hours of notification
2016 ~ 2018*; By Province/Regions**



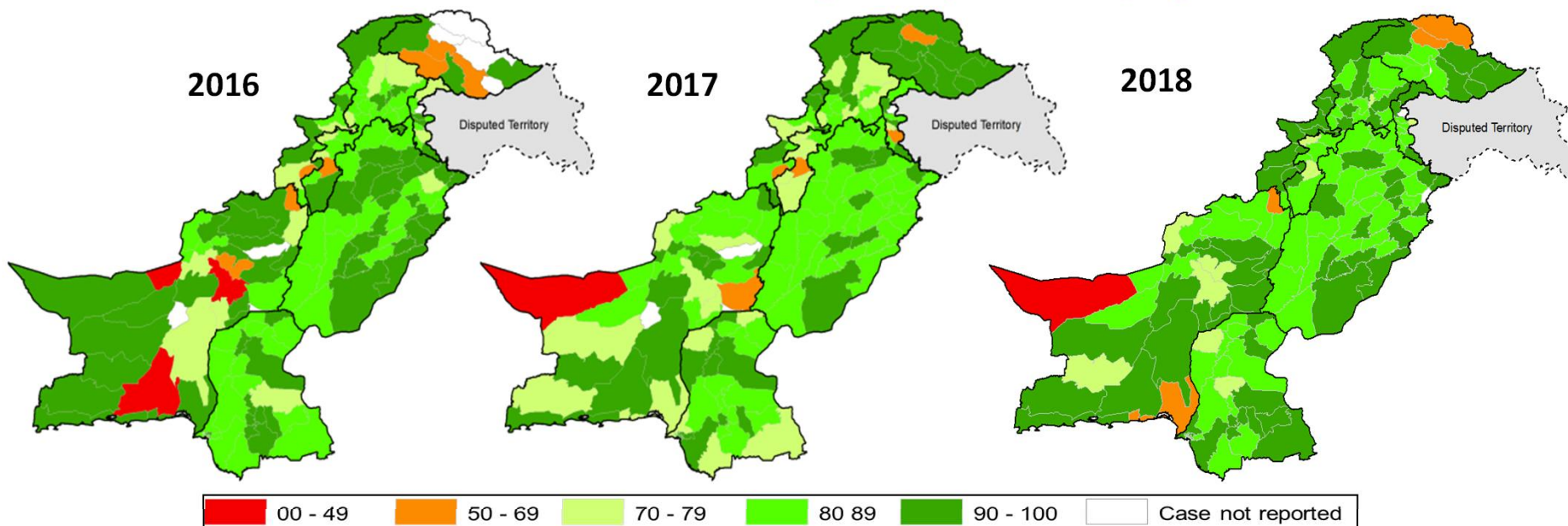
2016 2017 2018 Target

* Afp.rec Data as of 12-11-2018

Non-Polio ^ AFP Rate by District



Percent AFP Cases with Adequate Specimens, by District



**Table 7.4: AFP CASES PENDING FOR CLASSIFICATION
WITH DATE OF ONSET MORE THAN 90 DAYS* 2018 Page (1/3)**

S. No	DISTRICT	TEHSIL	EPID	SEX	AGE	DONSET	DOSESE	DSTOOL1	DSTOOL2	LAB	FEVER	ASVM	PROG	FUP	PEND (DAYS)
1	DIKHAN	DIKHAN	KP/60/18/049	M	84	14-06-18	7+	27-07-18	28-07-18	NVI	UK	UK	UK		147
2	DIKHAN	DIKHAN	KP/60/18/054	F	143	11-07-18	7+	09-08-18	10-08-18	EV	UK	UK	UK		120
3	HARIPUR	HARIPUR	KP/12/18/800	F	84	17-07-18	7+	10-08-18	11-08-18	NVI	UK	UK	UK		114
4	HARIPUR	HARIPUR	KP/12/18/041	F	36	27-07-18	7+	25-08-18	26-08-18	EV	UK	UK	UK		104
5	KABDULAH	KABDULAH	BN/14/18/019	M	30	13-06-18	7+	07-08-18		NVI	UK	UK	UK		148
6	KOHISTAN	KOHISTAN	KP/13/18/019	M	30	31-07-18	7+	09-08-18		EV	UK	UK	UK		100
7	LAKKIMRWT	LAKKIMRWT	KP/62/18/074	F	168	05-08-18	7+	31-08-18	01-09-18	NVI	UK	UK	UK		95
8	LAKKIMRWT	LAKKIMRWT	KP/62/18/083	M	8	02-08-18	7+	13-09-18	14-09-18	NVI	UK	UK	UK		98
9	LAKKIMRWT	LAKKIMRWT	KP/62/18/086	F	2	09-08-18	7+	14-09-18	15-09-18	VACC	UK	UK	UK		91
10	PESHAWAR	PESHAWAR	KP/30/18/286	M	27	21-06-18	7+		LATE NOTIFIED		UK	UK	UK		140
11	PISHIN	PISHIN	BN/12/18/800	F	36	06-08-18	7+	21-08-18	22-08-18	EV	UK	UK	UK		94
12	QUETTA	QUETTA	BN/11/18/800	M	30	13-06-18	7+	07-07-18		NVI	UK	UK	UK		148
13	BAJOUR	WARA MAMOUND	FT/33/18/047	F	3	05-06-18	2	23-06-18	24-06-18	NVI	Y	Y	Y	Y	156
14	FR BANNU	FR BANNU	FT/69/18/021	M	18	09-05-18	7+	07-07-18	08-07-18	NVI	N	Y	UK		183
15	KHYBER	BARA	FT/34/18/031	M	10	15-02-18	7+	14-03-18	15-03-18	NVI	Y	Y	Y	Y	266
16	MOHMAND	KHAWEZAI	TD/35/18/042	M	96	26-07-18	7+	17-08-18	18-08-18	EV	Y	Y	Y	Y	105
17	ATTOCK	HAZRO	PB/12/18/033	F	4	12-07-18	4	29-07-18	30-07-18	NVI	N	Y	Y	Y	119
18	CHINIOT	CHINIOT	PB/54/18/056	M	10	30-07-18	7+	01-09-18	02-09-18	NVI	Y	Y	Y	Y	101
19	DGKHAN	DG KHAN	PB/81/18/166	M	22	01-08-18	7+		DIED BEFORE STOOL		Y	N	Y	DIED	99
20	DGKHAN	DG KHAN	PB/81/18/191	M	10	22-07-18	7+	30-08-18	31-08-18	EV	Y	Y	Y	Y	109
21	DGKHAN	DG KHAN	PB/81/18/195	M	14	05-08-18	7+	31-08-18	02-09-18	EV	Y	Y	Y	Y	95
22	DGKHAN	DG KHAN	PB/81/18/202	M	36	06-08-18	7+	08-09-18	10-09-18	EV	N	Y	Y	Y	94
23	FAISALABAD	FSD CITY	PB/51/18/123	M	24	24-06-18	7+		DIED BEFORE STOOL		N	N	Y	DIED	137
24	FAISALABAD	SAMUNDRI	PB/51/18/147	M	30	15-07-18	7+	29-07-18	31-07-18	EV	N	N	Y	Y	116
25	FAISALABAD	FSD SADAR	PB/51/18/164	M	18	13-07-18	7+	26-08-18	27-08-18	EV	Y	N	Y	Y	118
26	FAISALABAD	FSD SADAR	PB/51/18/177	F	91	01-08-18	7+	02-09-18	03-09-18	NVI	N	Y	Y	Y	99
27	JHANG	JHANG	PB/53/18/061	F	84	07-08-18	7+		DIED BEFORE STOOL		N	N	Y	DIED	93
28	KASUR	KOT RADHA KISHAN	PB/32/18/077	M	156	29-07-18	7+	19-08-18	20-08-18	NVI	N	N	Y	Y	102
29	LAHORE	ALLAMA IQBAL TOWN	PB/31/18/325	F	84	25-06-18	7+				N	Y	Y	Y	136
30	MULTAN	SHUJABAD	PB/61/18/129	M	100	01-06-18	7+				Y	Y	Y	Y	160
31	MUZFARGARH	ALIPUR	PB/83/18/164	M	120	26-07-18	7+		LATE NOTIFIED		N	N	Y		105
32	MUZFARGARH	MUZAFFARGARH	PB/83/18/175	F	23	07-08-18	7+				Y	N	Y		93
33	MUZFARGARH	KOT ADU	PB/83/18/193	M	113	25-07-18	7+	08-09-18	09-09-18	NVI	N	N	N		106
34	NAROWAL	NAROWAL	PB/26/18/057	F	36	24-07-18	7+	10-08-18	11-08-18	EV	N	Y	Y	Y	107
35	RAWALPINDI	RWP CITY	PB/11/18/168	M	61	07-08-18	7+	22-08-18	23-08-18	NVI	N	N	Y	Y	93
36	RAWALPINDI	GUJAR KHAN	PB/11/18/176	F	18	08-08-18	7+	29-08-18	30-08-18	NVI	Y	Y	Y	Y	92
37	RYKHAN	RAHIMYAR KHAN	PB/72/18/170	M	168	08-06-18	7+	24-07-18	26-07-18	NVI	N	N	Y	Y	153
38	SAHIWAL	CHICHAWATNI	PB/65/18/107	F	31	22-07-18	7+		LATE NOTIFIED		N	Y	Y		109
39	SARGODHA	SARGODHA	PB/41/18/076	M	72	08-08-18	7+	31-08-18	01-09-18	EV	Y	N	Y	Y	92
40	SARGODHA	SILANWALI	PB/41/18/081	M	27	11-07-18	7+	04-09-18	05-09-18	EV	Y	Y	Y	Y	120
41	SARGODHA	SAHIWAL	PB/41/18/089	F	20	07-08-18	7+	14-09-18	15-09-18	NVI	N	Y	Y	Y	93
42	SHEIKHUPURA	SHEIKHUPURA	PB/33/18/090	M	288	23-07-18	7+	17-08-18	18-08-18	NVI	Y	Y	Y	Y	108

* Afp.rec Data as of 12-11-2018

€ Based on recall of parents

60 days Follow-up not done

FUP = Residual Weakness at 60 days follow up.

**Table 7.4: AFP CASES PENDING FOR CLASSIFICATION
WITH DATE OF ONSET MORE THAN 90 DAYS* 2018 Page (2/3)**

S. No	DISTRICT	TEHSIL	EPID	SEX	AGE	DONSET	DOSESE	DSTOOL1	DSTOOL2	LAB	FEVER	ASVM	PROG	FUP	PEND (DAYS)
43	SHEIKHUPURA	SHARAQPUR	PB/33/18/095	M	228	01-08-18	7+	29-08-18	31-08-18	NVI	Y	Y	Y	Y	99
44	SHEIKHUPURA	SHEIKHUPURA	PB/33/18/096	M	132	29-07-18	7+	DIED BEFORE STOOL			N	N	Y	DIED	102
45	SHEIKHUPURA	SHARAQPUR	PB/33/18/104	M	62	08-07-18	7+	LATE NOTIFIED			Y	Y	Y	Y	123
46	TTSINGH	TT SINGH	PB/52/18/084	M	133	23-07-18	7+	08-08-18	09-08-18	NVI	N	Y	Y	Y	108
47	TTSINGH	TT SINGH	PB/52/18/116	M	39	16-06-18	7+	LATE NOTIFIED			Y	Y	Y		145
48	BADIN	GOLARCHI	SD/23/18/040	F	36	18-07-18	7+	27-07-18	02-08-18	EV	N	N	Y	Y	113
49	BADIN	MATLI	SD/23/18/050	M	36	08-08-18	7+	20-08-18	29-08-18	EV	N	N	Y	Y	92
50	DADU	K.N.SHAH	SD/24/18/037	F	54	24-06-18	7+	09-07-18	11-07-18	NVI	N	N	Y	Y	137
51	DADU	MEHAR	SD/24/18/045	F	74	28-04-18	7+	14-08-18	15-08-18	EV	Y	Y	Y	Y	194
52	GHOTKI	UBAURO	SD/42/18/050	M	144	02-07-18	7+	DIED BEFORE STOOL			N	N	Y	DIED	129
53	GHOTKI	GHOTKI	SD/42/18/053	M	72	14-07-18	7+	18-07-18		NVI	Y	Y	UK	DIED	117
54	HYDERABAD	HYDERABAD RURAL	SD/21/18/064	M	24	20-07-18	7+	02-09-18	04-09-18	NVI	Y	Y	N	Y	111
55	JACOBABAD	GARHI KHAIRO	SD/53/18/043	F	36	30-06-18	7+	01-08-18	02-08-18	EV	N	Y	Y	Y	131
56	JACOBABAD	GARHI KHAIRO	SD/53/18/048	M	12	11-06-18	7+	LATE NOTIFIED			Y	Y	Y	Y	150
57	JACOBABAD	GARHI KHAIRO	SD/53/18/050	F	84	17-07-18	7+	20-08-18	22-08-18	NVI	Y	Y	Y	DIED	114
58	KAMBAR	KAMBAR	SD/55/18/047	M	18	03-06-18	7+	07-07-18	09-07-18	NVI	Y	Y	Y	Y	158
59	KAMBAR	KAMBAR	SD/55/18/056	M	144	28-06-18	7+	25-07-18	26-07-18	EV	Y	N	Y	DIED	133
60	KAMBAR	WARAH	SD/55/18/061	F	36	24-05-18	7+	LATE NOTIFIED			N	Y	Y	Y	168
61	KAMBAR	SIJAWAL	SD/55/18/067	M	28	10-07-18	7+	07-08-18	08-08-18	NVI	Y	Y	N	DIED	121
62	KAMBAR	QUBO SAEED KHAN	SD/55/18/074	F	12	29-07-18	7+	DIED BEFORE STOOL			Y	N	Y	DIED	102
63	KHAIRPUR	THARI MIR WAH	SD/43/18/073	M	48	27-07-18	7+	31-07-18		EV	Y	Y	Y	DIED	104
64	KHIGADAP	GADAP	SD/63/18/026	M	84	01-06-18	7+	11-06-18		NVI	N	N	Y	DIED	160
65	KHIGADAP	GADAP	SD/63/18/033	M	36	06-08-18	7+	DIED BEFORE STOOL			Y	Y	Y	DIED	94
66	KHIGADAP	GADAP	SD/63/18/036	F	36	02-06-18	7+	LATE NOTIFIED			Y	Y	Y	Y	159
67	KHIGADAP	GADAP	SD/63/18/038	M	30	16-06-18	7+	LATE NOTIFIED			N	Y	Y	Y	145
68	KHIGIQBAL	GIQBAL	SD/65/18/016	M	72	02-08-18	7+	11-08-18		NVI	N	N	Y	DIED	98
69	KHINORTH	NORTH	SD/73/18/012	F	50	20-06-18	7+	DIED BEFORE STOOL			N	N	Y	DIED	141
70	KHINORTH	NORTH	SD/73/18/015	F	30	27-06-18	7+	23-07-18	25-07-18	NVI	N	N	UK	DIED	134
71	LARKANA	LARKANA	SD/51/18/055	F	36	29-07-18	7+	31-07-18		NVI	Y	N	Y	DIED	102
72	LARKANA	DOKRI	SD/51/18/089	F	32	18-07-18	7+	LATE NOTIFIED			Y	Y	Y		113
73	SBENAZIRABAD	DAUR	SD/44/18/030	F	84	23-06-18	7+	10-07-18	11-07-18	NVI	Y	Y	Y	Y	138
74	SBENAZIRABAD	DAUR	SD/44/18/031	M	36	28-06-18	7+	17-07-18	18-07-18	EV	Y	N	Y	Y	133
75	SBENAZIRABAD	NAWABSHAH	SD/44/18/035	M	60	11-05-18	7+	LATE NOTIFIED			Y	Y	Y	Y	181
76	SHIKARPUR	LAKHI	SD/52/18/043	M	36	01-08-18	7+	DIED BEFORE STOOL			Y	N	Y	DIED	99
77	SUJAWAL	SHAH BUNDER	SD/79/18/077	M	11	10-06-18	7+	28-07-18	29-07-18	EV	Y	Y	Y	Y	151
78	UMERKOT	PITHORO	SD/34/18/037	F	84	03-06-18	7+	18-07-18	19-07-18	NVI	Y	Y	Y	Y	158
79	CHARSADA	TANGI	KP/31/18/099	M	37	17-07-18	7+	23-07-18		NVI	Y	N	Y	DIED	114
80	DIKHAN	DERA ISMAIL KHAN	KP/60/18/044	M	54	07-07-18	7+	19-07-18	22-07-18	NVI	Y	N	Y		124
81	KARAK	B.D.SHAH	KP/51/18/042	F	20	26-07-18	7+	11-09-18	12-09-18	EV	Y	Y	UK		105
82	KOHAT	DARRA ADAM KHEL	KP/50/18/044	M	84	23-07-18	7+	08-08-18	10-08-18	NVI	N	Y	Y		108
83	KOHISTAN	DASSU	KP/13/18/006	M	164	25-02-18	7+	21-03-18	22-03-18	NVI	Y	N	N	Y	256
84	LAKKIMRWAT	SERAI NAURANG	KP/62/18/019	M	10	20-02-18	7+	25-03-18	26-03-18	EV	Y	Y	Y	Y	261

* Afp.rec Data as of 12-11-2018

€ Based on recall of parents

60 days Follow-up not done

FUP = Residual Weakness at 60 days follow up.

**Table 7.4: AFP CASES PENDING FOR CLASSIFICATION
WITH DATE OF ONSET MORE THAN 90 DAYS* 2018 Page (3/3)**

S. No	DISTRICT	TEHSIL	EPID	SEX	AGE	DONSET	DOSESE	DSTOOL1	DSTOOL2	LAB	FEVER	ASVM	PROG	FUP	PEND (DAYS)
85	LAKKIMRWT	LAKKI MARWAT	KP/62/18/058	M	26	24-05-18	7+	25-06-18	26-06-18	EV	Y	Y	Y	Y	168
86	LAKKIMRWT	LAKKI MARWAT	KP/62/18/084	M	22	20-06-18	7+	LATE NOTIFIED			N	N	N	Y	141
87	MALAKAND	BATKHELA	KP/20/18/056	M	20	16-06-18	7+	LATE NOTIFIED			Y	Y	Y	Y	145
88	NOWSHERA	NOWSHERA	KP/32/18/051	M	13	27-04-18	7+	06-06-18	07-06-18	EV	Y	Y	Y	Y	195
89	PESHAWAR	PESHAWAR	KP/30/18/228	F	16	02-07-18	7+	LATE NOTIFIED			N	Y	Y	Y	129
90	TORGHAR	JUDBAH	KP/15/18/009	F	26	24-07-18	2	LATE NOTIFIED			Y	N	N	Y	107
91	BARKHAN	BARKHAN	BN/23/18/006	F	144	23-06-18	7+	LATE NOTIFIED			Y	N	Y	DIED	138
92	CHAGHAI	DALBANDIN	BN/13/18/007	F	10	30-06-18	7+	13-08-18	14-08-18	NVI	N	N	Y	Y	131
93	CHAGHAI	CHAGAI	BN/13/18/009	M	24	28-06-18	7+	27-08-18	28-08-18	NVI	Y	N	Y	Y	133
94	KABDULAH	CHAMAN	BN/14/18/020	F	25	21-07-18	7+	09-08-18	11-08-18	NVI	Y	UK	Y	DIED	110
95	KSAIFULAH	KSAIFULLAH	BN/25/18/013	F	8	01-07-18	7+	08-07-18		NVI	Y	Y	Y	DIED	130
96	LASBELA	DUREJI	BN/55/18/011	M	96	23-07-18	7+	DIED BEFORE STOOL			Y	N	Y	DIED	108
97	SOHBATPUR	MANJHI PUR	BN/66/18/010	M	96	07-08-18	7+	11-08-18		VACC	Y	Y	Y	DIED	93
98	GILGIT	GILGIT	GB/11/18/006	F	2	26-07-18	0	30-07-18		NVI	N	N	UK	DIED	105
99	NAGAR	NAGAR2	GB/73/18/003	M	7	05-08-18	5	22-08-18	23-08-18	NVI	UK	Y	Y	Y	95
100	CDA	CDA	IB/01/18/022	M	68	04-06-18	7+	15-06-18	20-06-18	EV	N	Y	Y	Y	157
101	CDA	CDA	IB/01/18/025	F	39	20-07-18	7+	04-08-18	06-08-18	NVI	Y	Y	Y	Y	111
102	CDA	CDA	IB/01/18/028	F	96	08-08-18	7+	26-08-18	01-09-18	NVI	Y	N	Y	Y	92
103	CDA	CDA	IB/01/18/029	F	9	11-07-18	7+	31-08-18	01-09-18	NVI	UK	UK	UK	Y	120
104	ICT	ICT	IB/02/18/034	M	41	12-07-18	7+	03-08-18	04-08-18	NVI	N	N	Y	Y	119
105	ICT	ICT	IB/02/18/038	M	120	07-07-18	7+	16-08-18	17-08-18	EV	UK	UK	UK	Y	124
106	ICT	ICT	IB/02/18/037	F	120	24-07-18	7+	17-08-18	19-08-18	NVI	UK	UK	UK	Y	107
107	ICT	ICT	IB/02/18/043	F	150	07-08-18	7+	04-09-18	06-09-18	NVI	Y	Y	Y	Y	93
108	ICT	ICT	IB/02/18/046	F	153	16-06-18	3	LATE NOTIFIED			N	Y	Y	Y	145

* Afp.rec Data as of 12-11-2018

€ Based on recall of parents

60 days Follow-up not done

FUP = Residual Weakness at 60 days follow up.