



**World Health  
Organization**

# **Weekly AFP Surveillance Update Pakistan**

**Week 44** (*Ended on 03<sup>rd</sup> Nov, 2018*)

***National Surveillance Cell***

World Health Organization Country Office,  
Chak Shahzad, Park Road,  
Islamabad, Pakistan

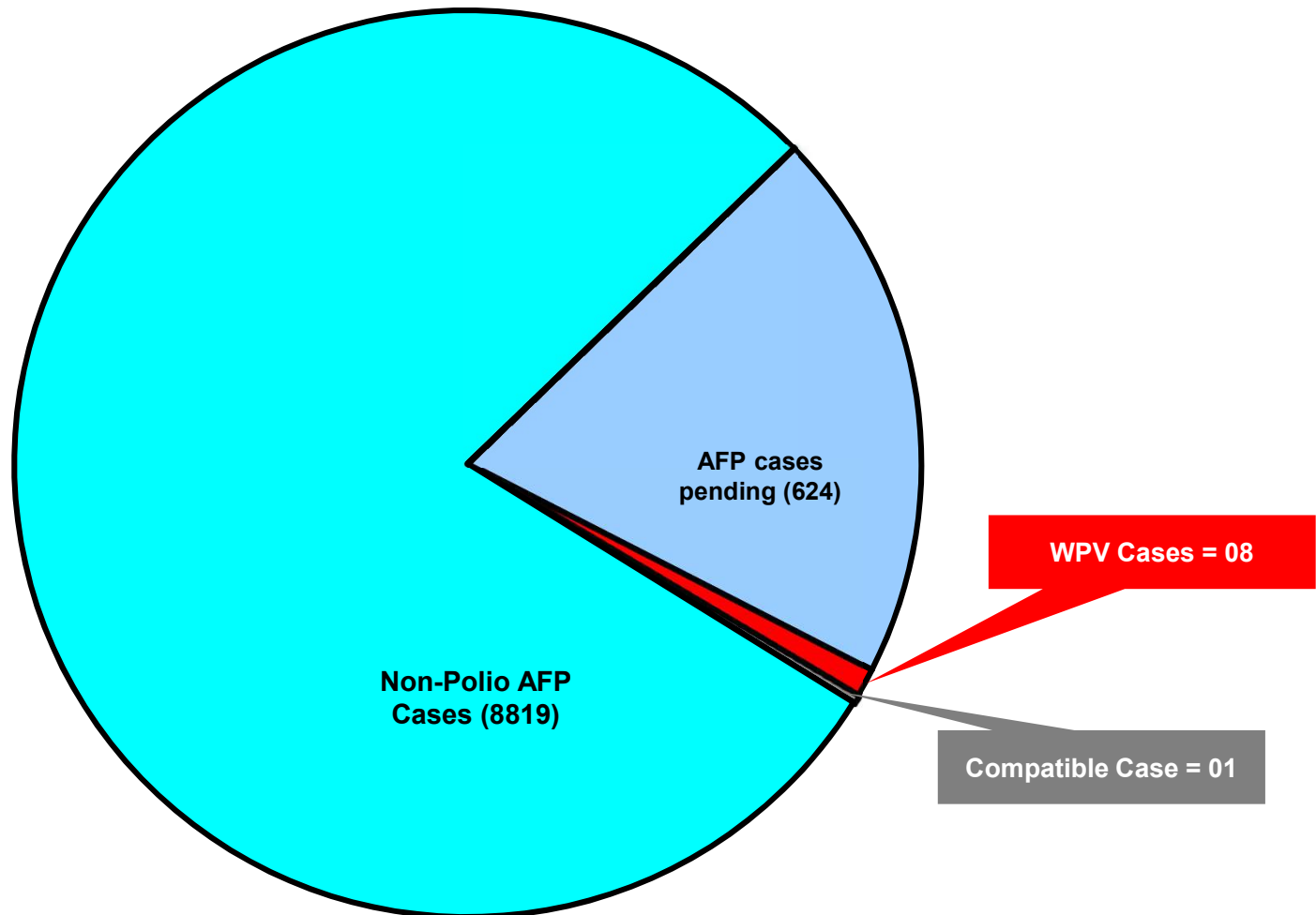
Tel: +92-51 9255123 / 9255282 /9255184

AFP Surveillance



<http://www.emro.who.int/pak/information-resources>

# AFP Case Profile, 2018\*



**Total AFP Cases Reported = 9452**  
^ 304 Inadequate cases not due for FUP  
^ 320 AFP Cases pending in Lab  
^92 AFP Cases pending for classification by ERC

\* Afp.rec Data as of 05-11-2018

## Table 1.1: List of Confirmed Polio Cases, Pakistan 2018\*

S.NO.	PROVINCE/ REGION	DISTRICT	TEHSIL	EPID NO.	SEX	AGE (m)	DATE ONSET OF PARALYSIS	NO. OPV DOSES (based on parents recall)		FEVER	Asymptomatic Paralysis	Rapid Progression	REFUSAL	WPV TYPE	GENETICS
								Routine	SIA's						Cluster
01	BALUCHISTAN	DUKI	DUKI	BN/65/18/003	M	38	08-Mar-18	0	7+	Y	Y	Y	N	NSL1	R4B5C4
02	BALUCHISTAN	DUKI	DUKI	BN/65/18/005	F	18	15-Apr-18	0	7	Y	Y	Y	N	NSL1	R4B5C4D
03	BALUCHISTAN	DUKI	DUKI	BN/65/18/007	M	18	18-May-18	0	3	Y	Y	Y	N	NSL1	R4B5C4D
04	KPAKHTUNKHW	CHARASADA	CHARASADA	KP/31/18/100	M	19	1-Aug-18	3	7+	Y	Y	Y	N	NSL1	R4B5C5B2
05	SINDH	KHIGADAP	GADAP	SD/63/18/041	F	42	22-Sep-18	3	7+	Y	Y	Y	N	NSL1	R4B5C4D
06	KPTD	KHYBER	LANDI KOTAL	TD/34/18/104	F	55	25-Sep-18	0	7	N	Y	Y	N	NSL1	R4B5C5B2
07	KPTD	BAJOUR	WARA MAMOUND	TD/33/18/085	M	84	24-Sep-18	3	7+	Y	N	Y	N	NSL1	R4B5C5B2
08	KPTD	BAJOUR	LEO MAMOUND	TD/33/18/094	F	66	07-Oct-18	3	7+	Y	Y	Y	N	NSL1	R4B5C4D

\* Afp.rec Data as of 05-11-2018

# Table 3: Urgent/ITD Pending Cases

S. #	Basic information									OPV doses				Urgent		Prov Diagnosis	Lab update			Remarks	
	District	Tier	Tehsil	Union council	Epid number	Date of Onset	Age (M)	Sex	Date of 1st stool	Stool Adeq	RI	SIA <sub>s</sub>	Last 6 SIA <sub>s</sub>	Last dose	Field		NSC †	Lab No.	Days Inoc		Culture update
<b>Isolates pending for ITSD</b>																					
1	CHARSADA	2	TANGI	HARICHAND	KP/31/18/127	14-Oct-18	36	F	18-Oct-18	Y	3	7+	6	06-Sep-18	N	N	CVA	12724	10	L20B+	
2	MALAKAND	4	BATKHELA	ALADAND	KP/20/18/059	20-Oct-18	144	M	25-Oct-18	Y	3	7+			N	N	FACIAL PALSY	12807	6	L20B+	
3	BAJOUR	2	UTMANKHEL	ARANG	TD/33/18/H_10_D m		24	F	05-Oct-18	-	3	7+	6	26-Sep-18	N	-	-	11953	5	L20B+	Healthy Sampling
4	FAISALABAD	4	TANDLIANWALA	UC 87	PB/51/18/221	12-Oct-18	5	M	19-Oct-18	Y	2	3	3	24-Sep-18	N	Y	TRAUMATIC NEURITIS	12589	9	L20B+	
<b>Reported urgent (by field / NSC † criteria)</b>																					
5	CHAGHAI	4	DALBANDIN	PADAG	BN/13/18/011	14-Oct-18	9	M	16-Oct-18	Y	2	1	1	10-Apr-18	N	Y	ACUTE HEMIPLEGIA	12472	15	UP	SERVICE DELIVERY ISSUES
6	MASTUNG	4	KARDAGAP	SPEZEND	BN/51/18/011	16-Oct-18	5	F	18-Oct-18	Y	0	3	3	24-Sep-18	N	Y	HYPOCALEMIA	12508	15	UP	

\* New addition    ‡ New results    #Data not available    † NSC Criteria = Fever, Rapid Progress, Age < 48 months and OPV Doses < 7    UP = Under process  
 Urgent (Field/NSC) / Inadequate specimens / Age 12-35 months / Zero OPV dose    ‡ Pending for genomic sequencing

# Point in time comparison of Polio Cases by Province/Region 2017 - 2018\*

Region/ Province	No. of polio cases		No. of infected districts/towns		Most recent polio case
	2017	2018	2017	2018	
<b>Balochistan</b>	1	3	1	1	18-May-18
<b>Sindh</b>	1	1	1	1	22-Sept-18
<b>Khyber Pakhtunkhwa</b>	1	1	1	1	1-Aug-18
<b>KP-TD</b>	0	3	0	2	7-Oct-18
<b>G-Baltistan</b>	1	0	1	0	13-Feb-17
<b>Punjab</b>	1	0	1	0	28-Jan-17
<b>Pakistan</b>	<b>5</b>	<b>8</b>	<b>5</b>	<b>5</b>	<b>7-Oct-18</b>

Twenty three additional district / town declared infected based on environmental samples in 2018

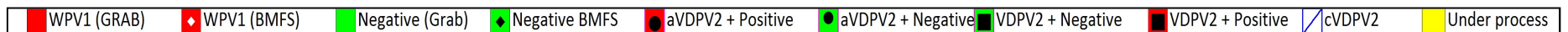
\* Afp.rec Data as of 05-11-2018





# Environmental Surveillance Results, Pakistan (Last 52 Weeks)

Sites	Proportion of WPV samples										2018																																																			
	2014		2015		2016		2017		2018		Nov				Dec				Jan				Feb				Mar				Apr				May				Jun				Jul				Aug				Sep				Oct				Nov			
	%	n	%	n	%	n	%	n	%	n	%	n	%	n	%	n	%	n	%	n	%	n	%	n	%	n	%	n	%	n	%	n	%	n	%	n	%	n	%	n	%	n	%	n	%	n	%	n	%	n												
<b>REST OF CORE RESERVOIR:</b>																																																														
<b>PUNJAB</b>	23	8	8	6	10	11	461	11	46																																																					
<b>LAHORE</b>	40	7	5	2	1	15	7	14	8																																																					
Gulshan Ravi Station	33	0	9	0	0	0	0	0	0																																																					
Multan Road Station	17	17	8	9	1	0	0	9	1																																																					
Outfall Pump Station F	50	6	8	0	0	20	2	17	2																																																					
Outfall Pump Station G	50	9	0	0	0	10	1	8	1																																																					
Outfall Pump Station H	50	0	0	0	0	44	4	36	4																																																					
<b>MULTAN</b>	6	11	6	3	1	0	0	0	0																																																					
Ali Town	9	8	0	0	0	0	0	0	0																																																					
Kotla A. Fateh	8	18	0	0	0	0	0	0	0																																																					
Suraj Miani	0	8	17	8	1	0	0	0	0																																																					
<b>DG KHAN</b>	0	0	0	0	11	20	0	2																																																						
Sabzi Mandi	0	0	0	0	0	0	0	0	0																																																					
Main Disposal	0	0	0	0	22	2	18	2																																																						
Waqar Canteen Disposal	0	0	0	0	0	0	0	0	0																																																					
<b>FAISALABAD</b>	0	0	6	0	0	0	20	0	0																																																					
Pump Station 03	0	0	17	0	0	0	0	0	0																																																					
Pump Station 36	0	0	0	0	0	0	0	0	0																																																					
<b>SARGODHA</b>	0	0	0	0	0	10	0	0	0																																																					
Silanwali	0	0	0	0	0	0	0	0	0																																																					
<b>BAHAWALPUR</b>	0	0	0	0	0	10	0	0	0																																																					
Lal Bagh & Tibba Bahadur	0	0	0	0	0	0	0	0	0																																																					
<b>RAJANPUR</b>	0	0	0	0	0	10	0	0	0																																																					
Aqil Pur and Aslam town	0	0	0	0	0	0	0	0	0																																																					
<b>RAWALPINDI</b>	41	19	17	35	8	55	20	46	11																																																					
Dhok Dalail	50	31	8	17	2	50	5	42	5																																																					
Safdarabad	33	8	25	55	6	60	6	50	6																																																					
<b>ISLAMABAD</b>	18	0	45	5	60	10	50	6																																																						
CDA	18	0	45	5	60	10	0	6																																																						
Sabzi Mandi	18	0	45	5	60	6	50	6																																																						
<b>SINDH</b>	47	28	10	33	49	6	167	13	9																																																					
<b>HYDERABAD</b>	58	17	6	0	0	10	10	0	0																																																					
Tulsidas P. Station	58	17	7	0	0	10	1	8	1																																																					
<b>JACOBABAD</b>	57	45	25	36	4	33	10	45	5																																																					
Saddar Pumping Station	57	45	25	36	4	33	3	45	5																																																					
<b>SUKKUR</b>	21	25	12	9	2	5	20	4	1																																																					
Makka P.Station	25	17	23	9	1	10	1	8	1																																																					
Miani P.Station	17	33	0	9	1	0	0	0	0																																																					
<b>DADU</b>	0	0	0	0	0	10	0	0	0																																																					
Massan Malla	0	0	0	0	0	0	0	0	0																																																					
<b>SANGHAR</b>	0	0	0	0	0	1	0	0	0																																																					
Dhak Paro	0	0	0	0	0	0	0	0	0																																																					
<b>KAMBAR</b>	9	1	33	10	27	3																																																								
Bago Road and Baqirabad	9	1	33	3	27	3																																																								
<b>KP</b>	59	20	12	5	8	9	71	7	7																																																					
<b>DI Khan</b>	8	8	2	0	0	20	0	0	0																																																					
Composite:Bus Stand & MODC Drain	0	0	0	0	0	0	0	0	0																																																					
Composite:Sherpao & Zafar Abad Drain	0	0	0	0	0	0	0	0	0																																																					
<b>BANNU</b>											11	10	9	1																																																
Hinjal Noorabad											11	1	9	1																																																
<b>KOHAT</b>											50	11	45	5																																																
Faqirabad											50	5	45	5																																																
<b>CHARSADA</b>	0	0	0	0	4	10	0	0	0																																																					
Composit Shahjahan and Majoki	0	0	0	0	0	0	0	0	0																																																					
<b>MARDAN</b>	0	0	0	0	7	10	0	0	0																																																					
Composit Chak and Parhoti	0	0	0	0	0	0	0	0	0																																																					
<b>NOWSHERA</b>	0	0	0	0	11	10	9	1																																																						
Mill Colony	0	0	0	0	11	1	9	1																																																						
<b>BALUCHISTAN</b>	48	31	29	29	34	7	29	9	3																																																					
<b>KHUZDAR</b>	0	0	0	0	0	9	0	0	0																																																					
Katan Pul	0	0	0	0	0	0	0	0	0																																																					
<b>LORALAI</b>	0	25	3	22	10	27	3																																																							
Rasala line	0	25	3	22	2	27	3																																																							
<b>ZHOB</b>	0	9	1	0	10	0	0	0	0																																																					
Ganji Muhalla	0	9	1	0	0	0	0	0	0																																																					
<b>KPTD</b>	33	14	0	0																																																										
<b>WAZIR-S</b>	0	7	0	0																																																										
Konra china & Spaista	0	0	0	0																																																										
<b>BAJOUR</b>	67	7	67	4																																																										
Chagori & Sohailabad	67	4	67	4																																																										
<b>PAKISTAN</b>	35	20	13	18	106	17	96	18	104																																																					



## Table 2: LAB Update 2018\*

Month of Onset	AFP Cases	No virus isolated	Cases Under Process		Isolated Viruses from stools						
			Culture	ITD	Vaccine viruses		NPEV		Wild	Results within 14 days	
	n	n	n	n	n	%	n	%	n	n	%
January	1010	843	0	0	76	8	91	9%	0	1010	100%
February	893	714	0	0	74	8	105	12%	0	893	100%
March	968	767	0	0	28	3	172	18%	1	967	100%
April	984	735	0	0	31	3	218	22%	1	984	100%
May	992	721	0	0	30	3	240	24%	1	991	100%
June	784	584	0	0	18	2	182	23%	0	784	100%
July	926	586	0	0	27	3	313	34%	0	926	100%
Aug	982	617	2	0	38	4	324	33%	1	979	100%
Sep	1005	650	15	0	62	6	276	27%	3	988	98%
October	666	228	323	03	5	1	110	17%	1	343	52%
<b>Total</b>	<b>9210</b>	<b>6445</b>	<b>340</b>	<b>03</b>	<b>389</b>	<b>4</b>	<b>2031</b>	<b>22%</b>	<b>08</b>	<b>8865</b>	<b>96%</b>

\* Data as of Nov 05, 2018



## Comparison of Environmental Sampling Results, 2017-18\*

DISTRICT	2017					2018					Last
	TOTAL	WILD			TOTAL	WILD					
	n	GRAB n	BMFS n	TOTAL n %	n	GRAB n	BMFS n	TOTAL n %			
LAHORE	51			0 0%	48	7		7 15%	11-Oct-18		
MULTAN	30	1		1 3%	29			0 0%	9-Jan-17		
DGKHAN	30			0 0%	19	1	1	2 11%	12-Sep-18		
RAWALPINDI	22	6	2	8 36%	21	10	1	11 52%	10-Oct-18		
FAISALABAD	21			0 0%	18			0 0%	2-Jul-16		
SARGODHA	10			0 0%	9			0 0%			
BAHAWALPUR	10			0 0%	9			0 0%			
RAJANPUR					9			0 0%			
CDA	10	5		5 50%	10	6		6 60%	10-Oct-18		
KHIGIQBAL	22	5	1	6 27%	18	1		1 6%	13-Sep-18		
KHIGADAP	30	18		18 60%	29	11	1	12 41%	10-Oct-18		
KHIBALDIA	11	2		2 18%	10	2		2 20%	4-Sep-18		
KHILANDHI	10	5		5 50%	8	3		3 38%	30-Jul-18		
KHIKORANGI	10	1		1 10%	8			0 0%	16-Oct-17		
KHISITE	11	4		4 36%	10	2		2 20%	3-Sep-18		
KHISADDAR					9	1		1 11%	10-Sep-18		
KHILIAQAT					9	1		1 11%	7-Mar-18		
SUKKUR	26	1	1	2 8%	20		1	1 5%	8-Feb-18		
HYDERABAD	10			0 0%	10	1		1 10%	9-Feb-18		
JACOBABAD	11	1	1	2 18%	11	2	1	3 27%	12-Sep-18		
SANGHAR	10			0 0%	1			0 0%			
DADU	11			0 0%	10			0 0%			
KAMBAR	10	1		1 10%	9	3		3 33%	9-Jul-18		
PESHAWAR	23	4	2	6 26%	24	15	1	16 67%	10-Oct-18		
DIKHAN	20			0 0%	18			0 0%	16-Jul-16		
BANNU	9			0 0%	10		1	1 10%	31-Mar-18		
KOHAT	9			0 0%	10	5		5 50%	27-Sep-18		
CHARSADA	10			0 0%	9			0 0%			
MARDAN	10			0 0%	9			0 0%			
NOWSHERA	10			0 0%	9	1		1 11%	18-Sep-18		
KABDULAH	21	13		13 62%	19	4		4 21%	1-Oct-18		
QUETTA	43	10	1	11 26%	38	7		7 18%	20-Sep-18		
PISHIN	11	5		5 45%	9			0 0%	2-Oct-17		
KHUZDAR	10			0 0%	9			0 0%			
LORALAI	10	2		2 20%	8	2		2 25%	17-Aug-18		
ZHOB	10			0 0%	9			0 0%	18-Dec-17		
WAZIR-S					6			0 0%			
BAJOUR					6	4		4 67%	24-Sep-18		
<b>PAKISTAN</b>	<b>552</b>	<b>84</b>	<b>8</b>	<b>92 17%</b>	<b>527</b>	<b>89</b>	<b>7</b>	<b>96 18%</b>	<b>11-Oct-18</b>		

\* Afp.rec Data as of 05-11-2018

## WPV and cVDPV Cases by District in 2018

PROVINCE	DISTRICT	WPV Cases		cVDPV Cases	
		Onset of Last Case	Cases	Onset of Last Case	Cases
SINDH	KHIGADAP	22-Sep	1		
KPTD	KHYBER	25-Sep	1		
KPTD	BAJOUR	07-Oct	2		
KP	CHARSADA	1-Aug	1		
BALUCHISTAN	DUKKI	18-May	3		
<b>PAKISTAN</b>		<b>07-Oct</b>	<b>8</b>		

# Map 2.1: Point in Time Comparison of Wild Polio virus, Compatible and cVDPV2 isolates

## Infected districts/Towns/Agencies/Areas

On the basis of WPV isolation

- WPV cases = 05
- Sewage water = 17 (no WPV case)
- Total = 22

## 2017

### Source

#### AFP Surveillance

- P1 = 05
- Compatible = 02
- cVDPV Cases = -
- cVDPV Env = -

#### Sewage water

- Grab = 83
- BMFS = 08

## Infected districts/Towns/Agencies/Areas

On the basis of WPV isolation

- WPV cases = 05
- Sewage water = 21 (no WPV case)
- Total = 26

## 2018

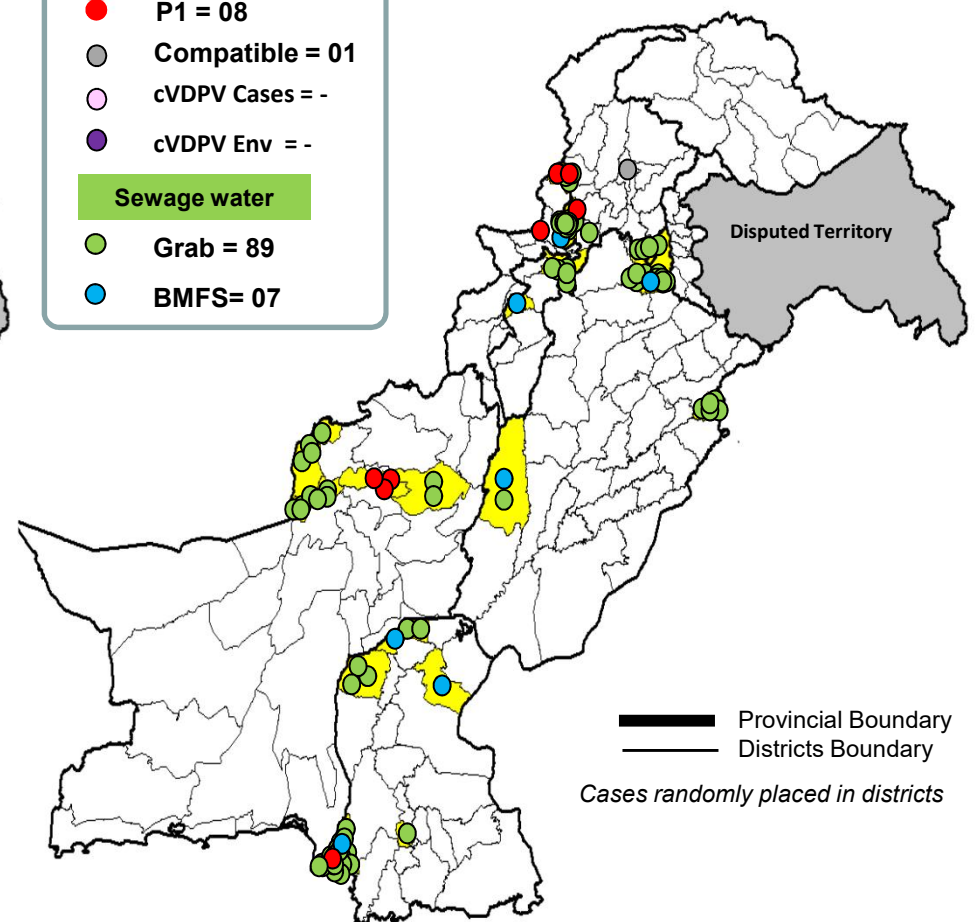
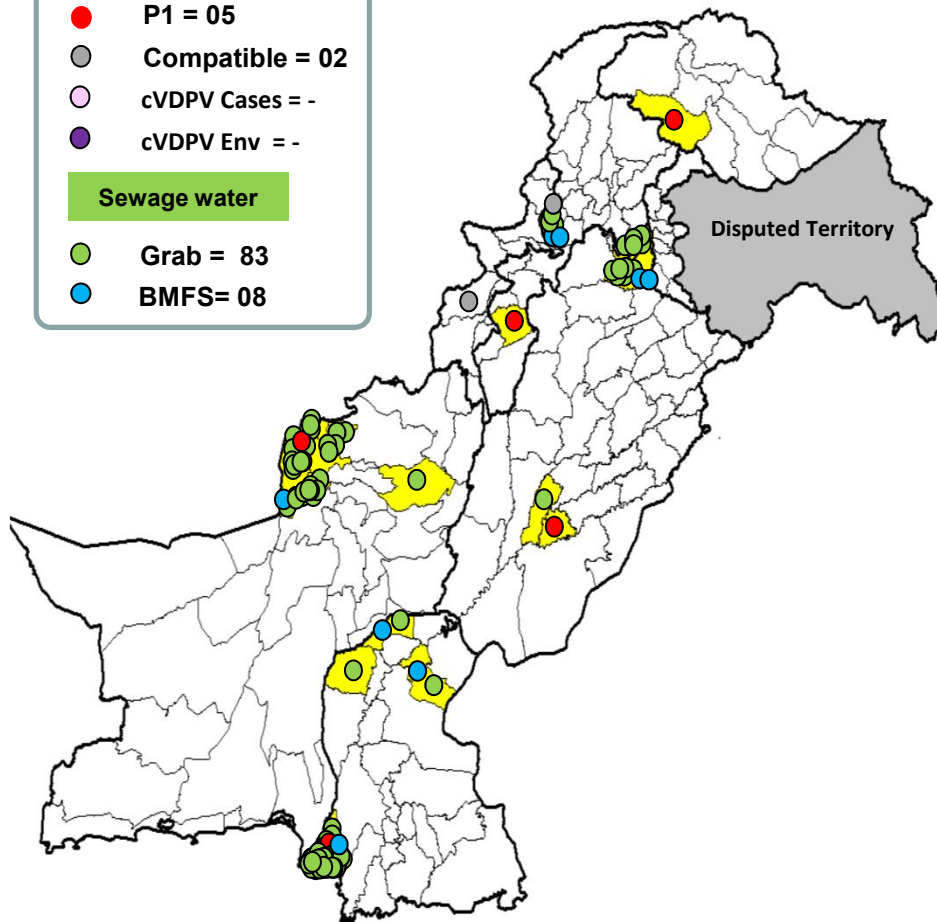
### Source

#### AFP Surveillance

- P1 = 08
- Compatible = 01
- cVDPV Cases = -
- cVDPV Env = -

#### Sewage water

- Grab = 89
- BMFS = 07

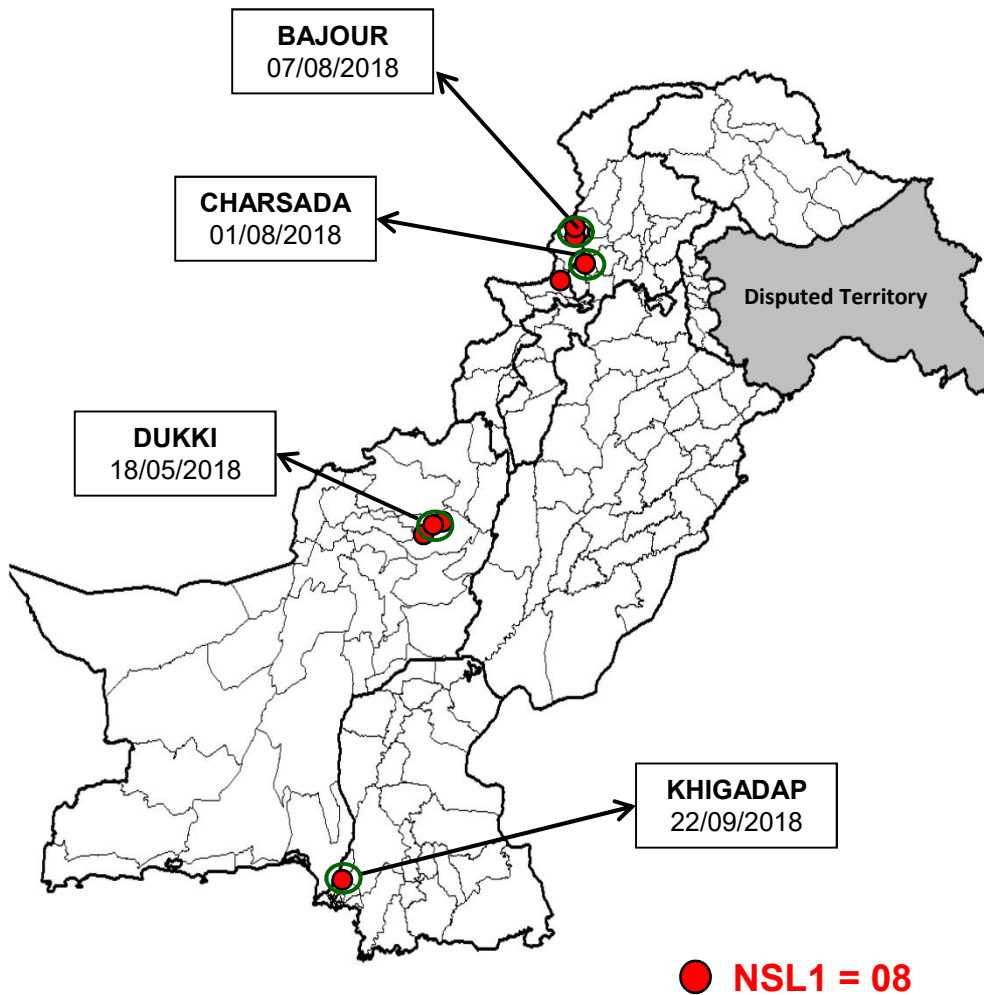


Provincial Boundary  
 Districts Boundary  
 Cases randomly placed in districts

\* Afp.rec Data as of 05-11-2018

# Map1: Distribution of Wild Polio Cases Pakistan 2017-2018\*

Districts/Towns with Wild Polio Cases = 05



Province/ Country	Date of Last Case		Number of cases 2017		Number of cases 2018	
	P1	P3	P1	P3	P1	P3
KP-TD	Oct, 2018	Apr, 2012	-	-	03	-
KHYBER-PAKHTUNKHWA	Aug, 2018	Oct, 2010	01	-	01	-
SINDH	Sep, 2018	Jan, 2010	02	-	01	-
BALUCHISTAN	May, 2018	Apr, 2010	03	-	03	-
PUNJAB	Jan, 2017	Jun, 2010	01	-	-	-
AJK	Jun, 2000	Jun, 2000	-	-	-	-
GILGIT-BALTISTAN	Feb, 2017	-	01	-	-	-
ISLAMABAD	Sep, 2008	Sep, 2008	-	-	-	-
<b>PAKISTAN</b>	<b>Oct, 2018</b>	<b>Apr, 2012</b>	<b>08</b>	<b>-</b>	<b>08</b>	<b>-</b>

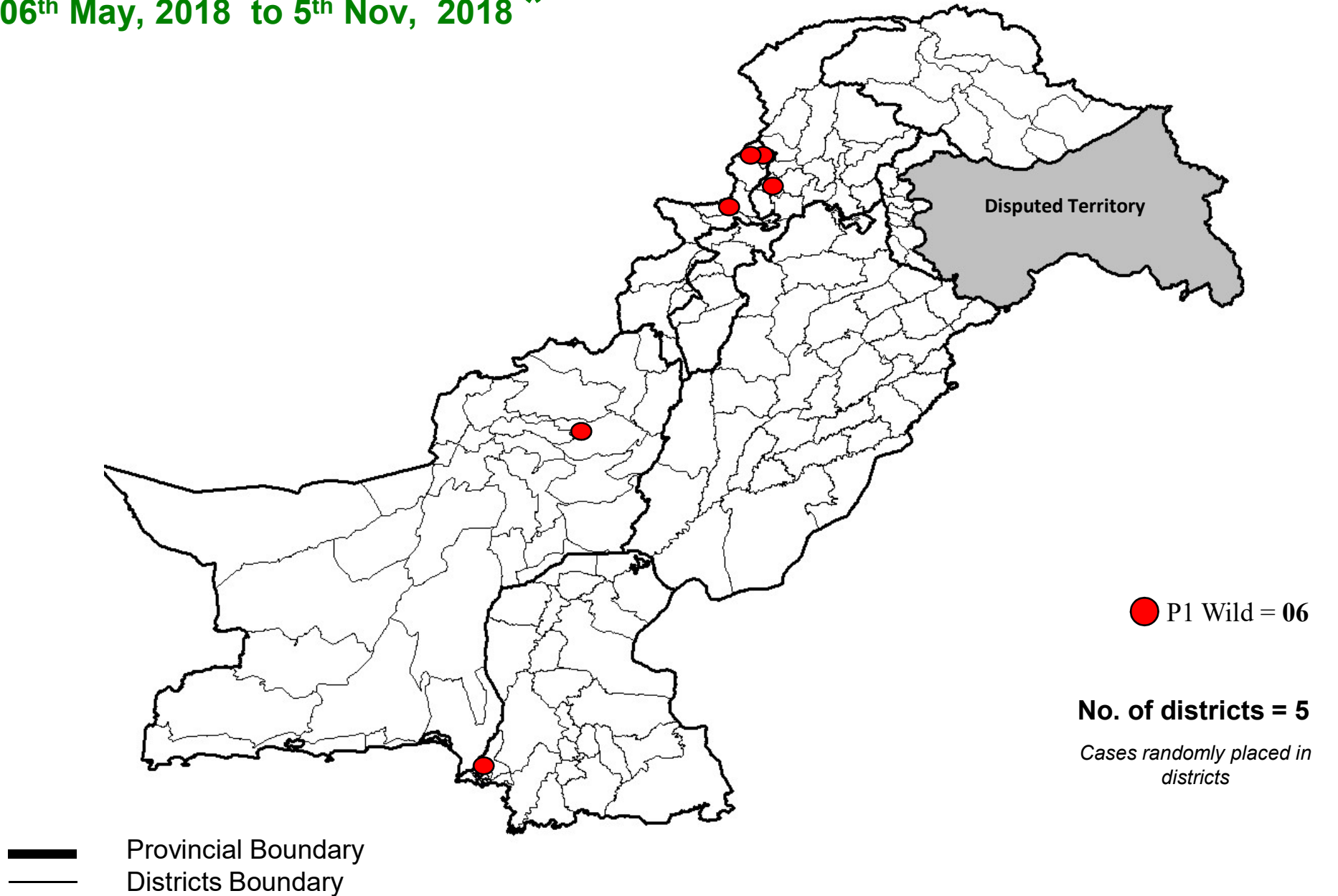
- District with last polio case in province
- Provincial Boundary
- Districts Boundary

Cases randomly placed in districts

\* Afp.rec Data as of 05-11-2018

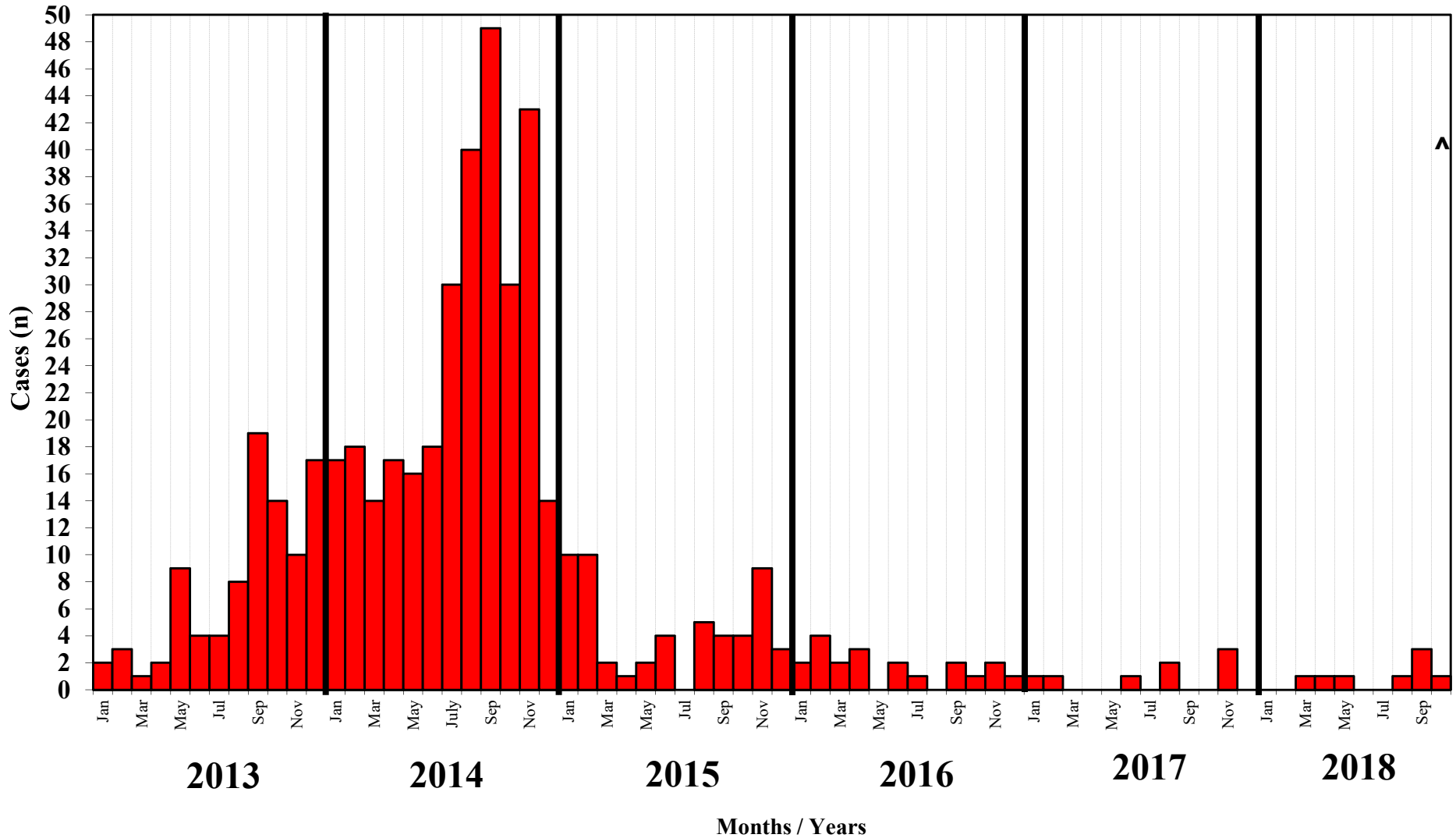
## Map 3: Wild Polio cases in the last 6 months

06<sup>th</sup> May, 2018 to 5<sup>th</sup> Nov, 2018 \*



\* Afp.rec Data as of 05-11-2018

# Confirmed Polio Cases 2013-2018\*



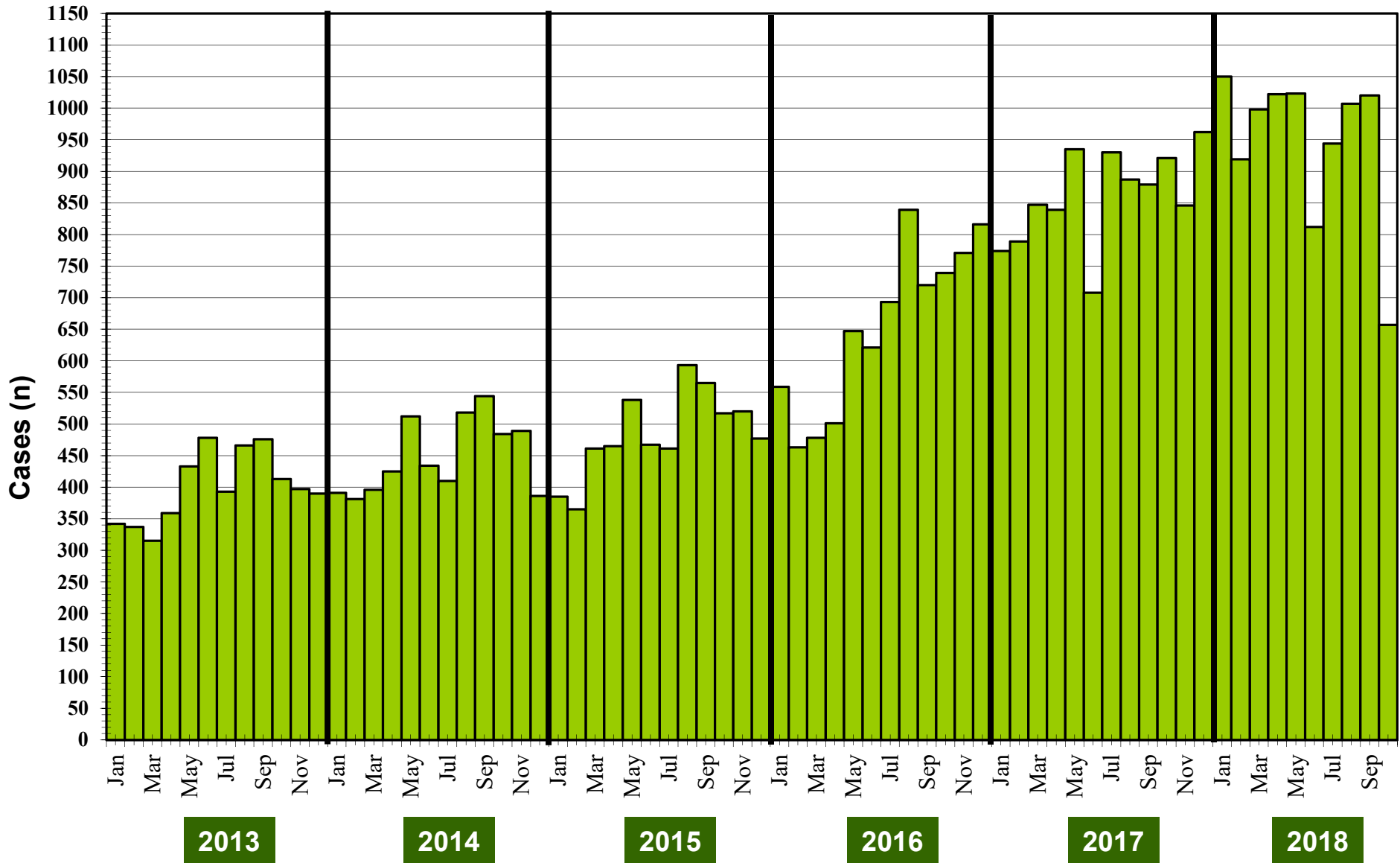
■ NSL1

^ Data incomplete

\* Afp.rec Data as of 05-11-2018



# Graph 1: Distribution of AFP Cases by Month, Pakistan 2013-2018\*



\* Afp.rec Data as of 05-11-2018

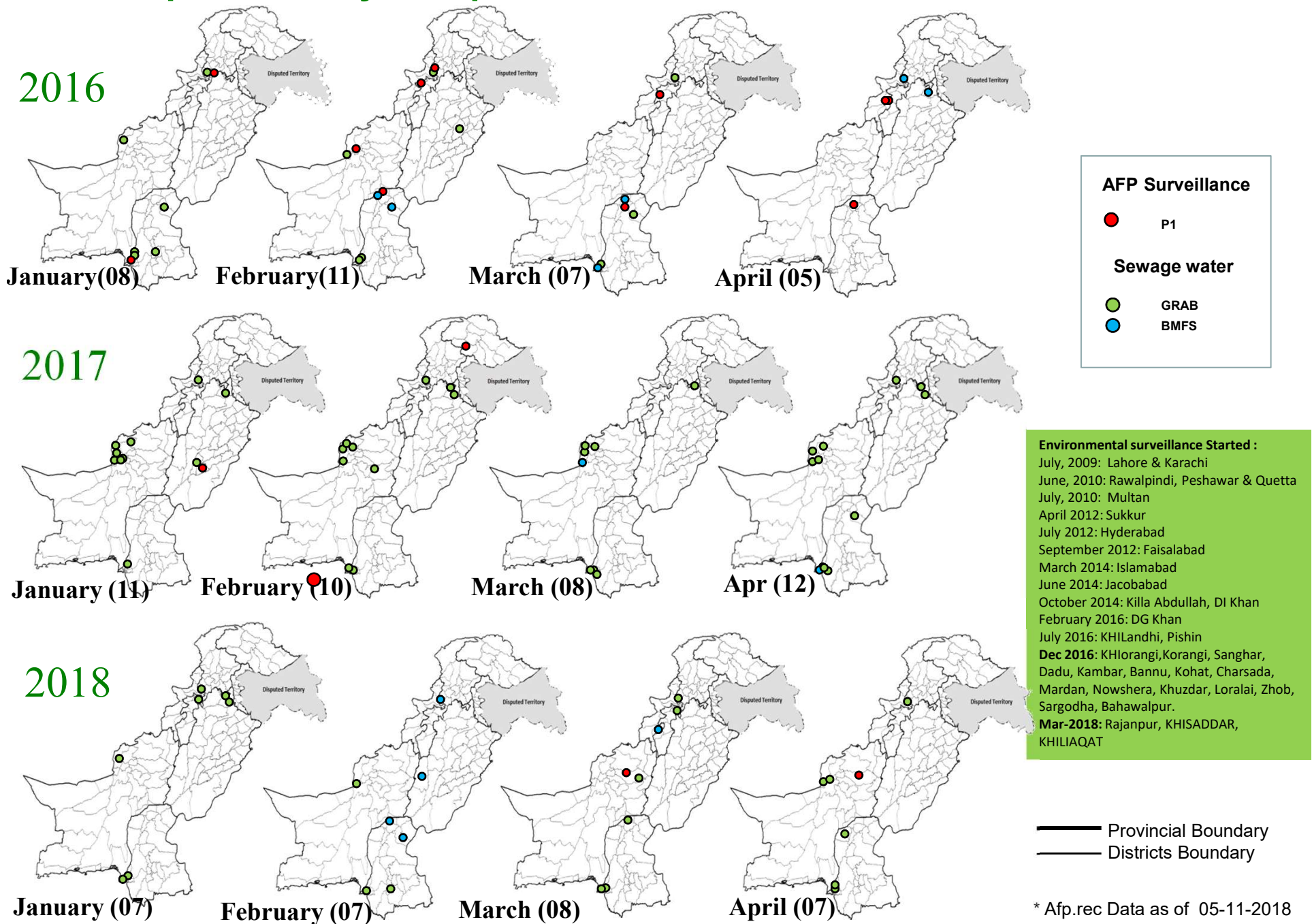
**Table 4: Distribution of AFP Cases By Week of Onset ^  
Pakistan- 2018\* [Week number / Ending on]**

<b>PROVINCE</b>	<b>W 29 21 Jul 2018</b>	<b>W 30 28 Jul 2018</b>	<b>W 31 04 Aug 2018</b>	<b>W 32 11 Aug 2018</b>	<b>W 33 18 Aug 2018</b>	<b>W 34 25 Aug 2018</b>	<b>W 35 01 Sep 2018</b>	<b>W 36 08 Sep 2018</b>	<b>W 37 15 Sep 2018</b>	<b>W 38 22 Sep 2018</b>	<b>W 39 29 Sep 2018</b>	<b>W 40 06 Oct 2018</b>	<b>W 41 13 Oct 2018</b>	<b>W 42 20 Oct 2018</b>	<b>W 43 27 Oct 2018</b>
<b>PUNJAB</b>	104	98	94	115	89	102	109	118	107	85	106	89	99	88	24
<b>SINDH</b>	38	52	68	62	40	32	48	39	48	62	57	25	42	39	7
<b>KPAKHTUNKHWA</b>	30	34	60	46	39	42	58	47	34	55	59	43	43	54	15
<b>KPTD</b>	12	9	9	7	5	11	8	10	8	10	13	11	22	16	1
<b>BALUCHISTAN</b>	13	6	14	16	8	8	14	17	9	10	16	11	10	10	0
<b>AJK</b>	2	9	6	5	5	4	5	7	4	8	4	5	2	6	2
<b>GBALTISTAN</b>	2	2	1	2	1	4	2	3	1	1	0	2	2	1	0
<b>ISLAMABAD</b>	1	3	2	5	1	3	4	2	6	4	5	3	5	3	3
<b>PAKISTAN</b>	<b>202</b>	<b>213</b>	<b>254</b>	<b>258</b>	<b>188</b>	<b>206</b>	<b>248</b>	<b>243</b>	<b>217</b>	<b>235</b>	<b>260</b>	<b>189</b>	<b>225</b>	<b>217</b>	<b>52</b>

\* Afp.rec & Afplab.rec: Data as of 05-11-2018

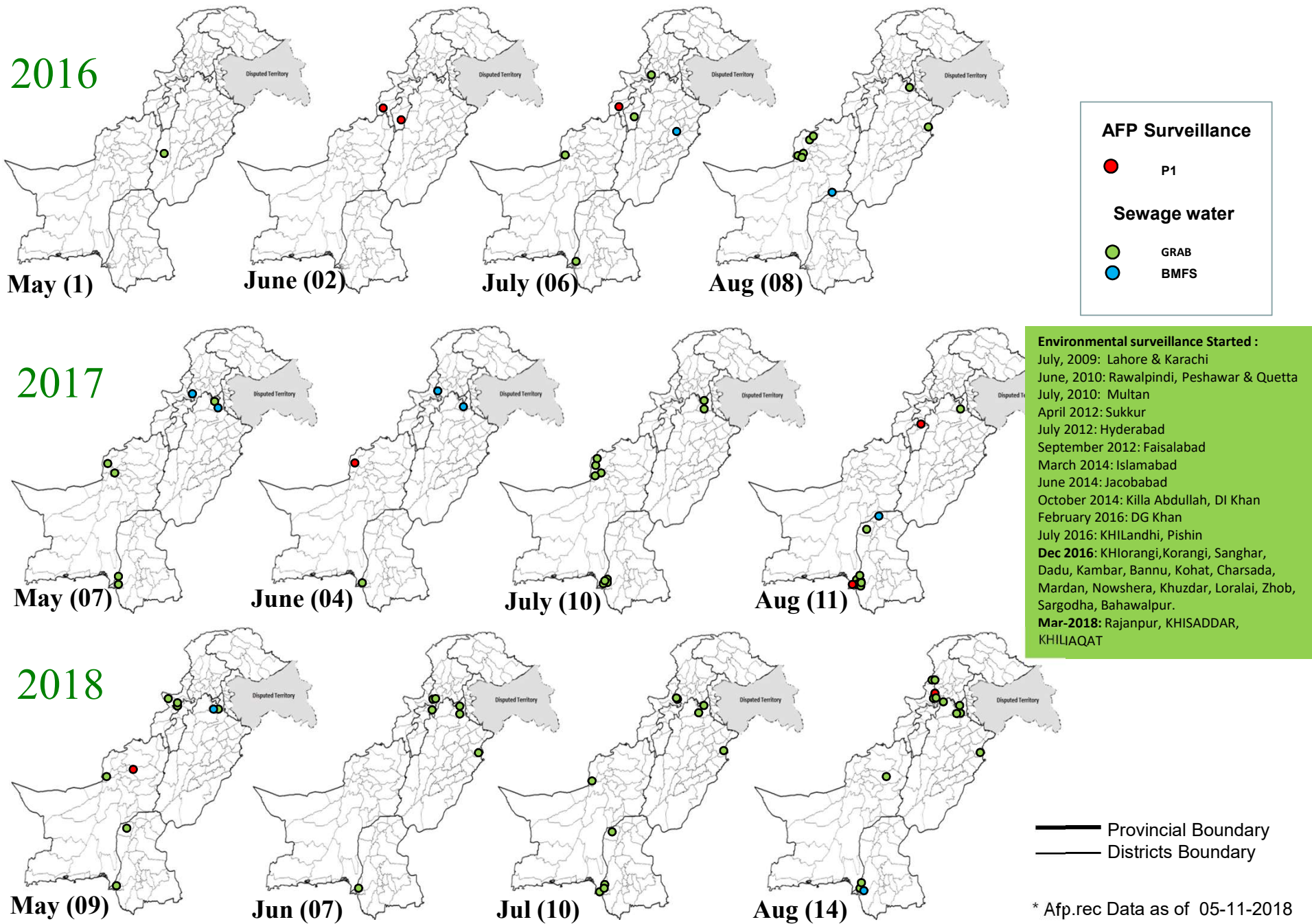
^ MMWR Epidemiological Weeks

# Map 4: Monthly Comparison of Polio Cases/Isolates 2016-2018\*



\* Afp.rec Data as of 05-11-2018

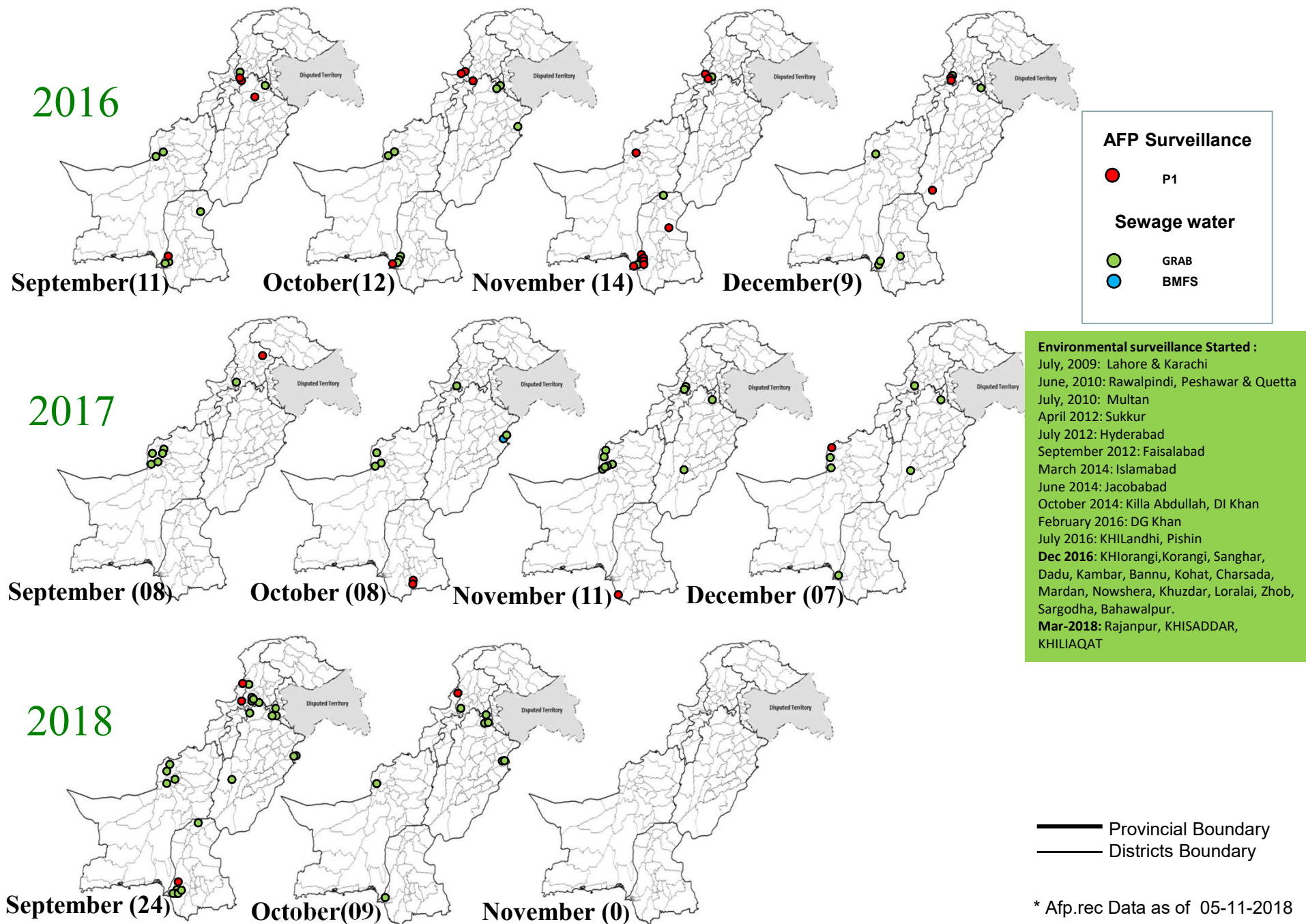
# Map 4.1: Monthly Comparison of Polio Cases/Isolates 2016-2018\*



\* Afp.rec Data as of 05-11-2018



# Map 4.2: Monthly Comparison of Polio Cases/Isolates 2016-2018\*



\* Afp.rec Data as of 05-11-2018

# Table 5: Polio Eradication Update, Pakistan 2015-2018\*

Province/Region	Polio 1			
	2015	2016	2017	2018
KP-TD	16	02	-	03
KP	17	08	01	01
SINDH	12	08	02	01
PUNJAB	02	-	01	-
BALUCHISTAN	07	02	03	03
AJK	-	-	-	-
Gilgit-Baltistan	-	-	01	-
ISLAMABAD	-	-	-	-
<b>PAKISTAN</b>	<b>54</b>	<b>20</b>	<b>08</b>	<b>08</b>



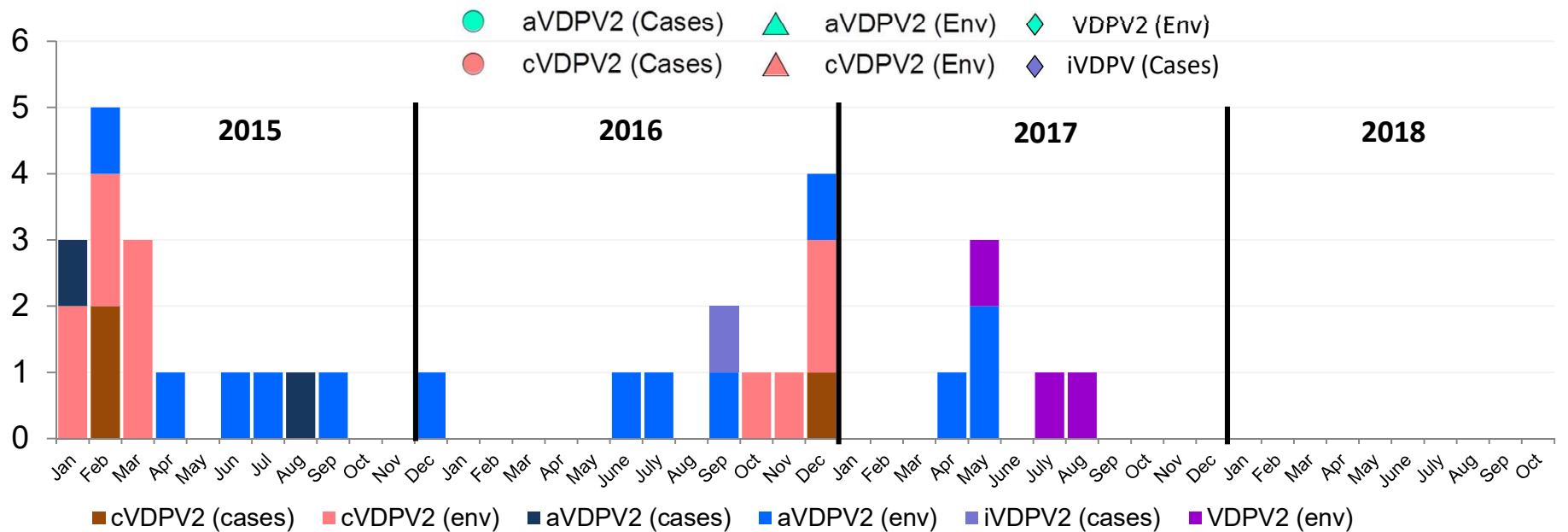
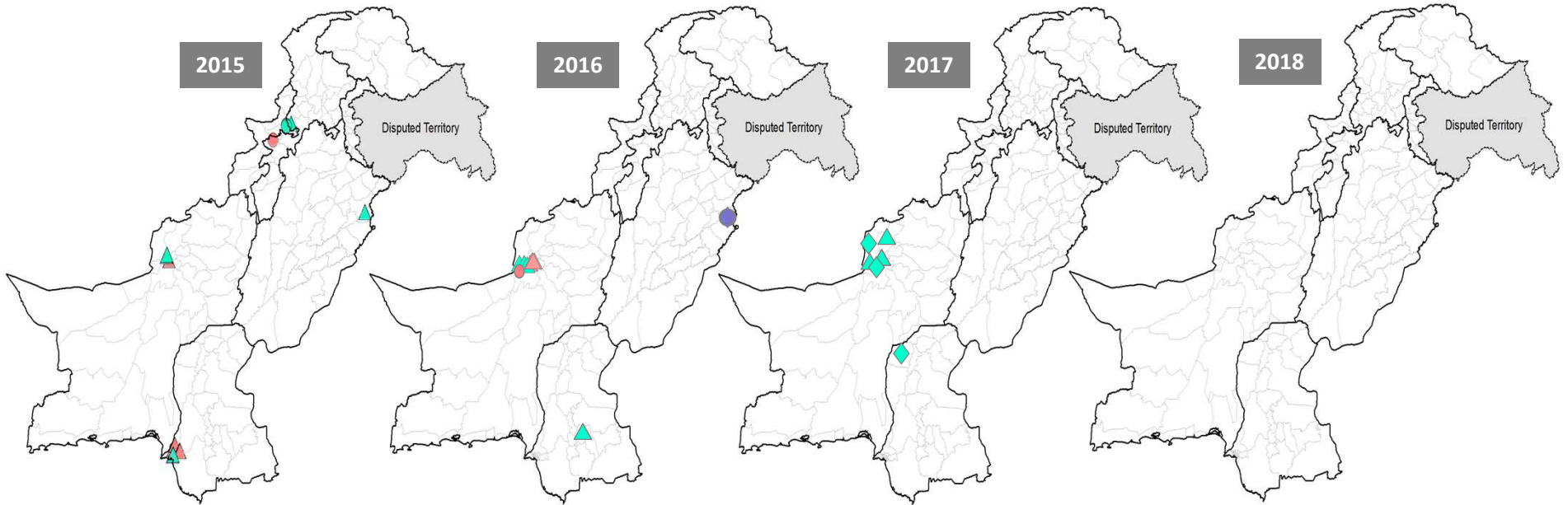
\* Afp.rec Data as of 05-11-2018



# VDPV2 isolates, 2014 to 2018\*

DISTRICT	2014				2015				2016					2017					2018			
	aVDPV-2		cVDPV-2		aVDPV-2		cVDPV-2		aVDPV-2		iVDPV-2		cVDPV-2		VDPV2		aVDPV-2		cVDPV-2			
	Cases	Env	Cases	Env	Cases	Env	Cases	Env	Cases	Env	Cases	Env	Cases	Env	Env	Cases	Env	Cases	Env			
JAFARABAD																						
MASTUNG																						
PISHIN														1								
QUETTA					2		1			3			1	4		2				1		
KABDULAH																				1		
<b>BALOCHISTAN</b>					<b>2</b>		<b>1</b>			<b>3</b>			<b>1</b>	<b>4</b>		<b>3</b>				<b>2</b>		
KHYBER	1		2		1		1															
MOHMAND																						
WAZIR-N	2		7																			
WAZIR-S	1																					
<b>KP-TD</b>	<b>4</b>		<b>17</b>		<b>1</b>		<b>1</b>															
FR BANNU			8																			
BANNU			1																			
HANGU							1															
LAKKIMRWT			1																			
PESHAWAR			1				1															
<b>KPAKHTUNKHWA</b>			<b>3</b>		<b>1</b>		<b>1</b>															
LAHORE	1						1					1										
<b>PUNJAB</b>	<b>1</b>				<b>1</b>					<b>1</b>												
KAMBAR																				1		
KHIGADAP		2	1	7																6		
KHIGIQBAL		1					2															
KHIGULBERG							1															
HYDERABAD												1										
<b>SINDH</b>		<b>3</b>	<b>1</b>	<b>7</b>	<b>1</b>	<b>2</b>	<b>6</b>			<b>1</b>										<b>1</b>		
<b>PAKISTAN</b>	<b>5</b>	<b>3</b>	<b>21</b>	<b>7</b>	<b>2</b>	<b>6</b>	<b>2</b>	<b>7</b>		<b>4</b>	<b>1</b>		<b>1</b>	<b>4</b>		<b>3</b>				<b>3</b>		

# VDPV isolates (Cases + ES), 2015 – 2018\*



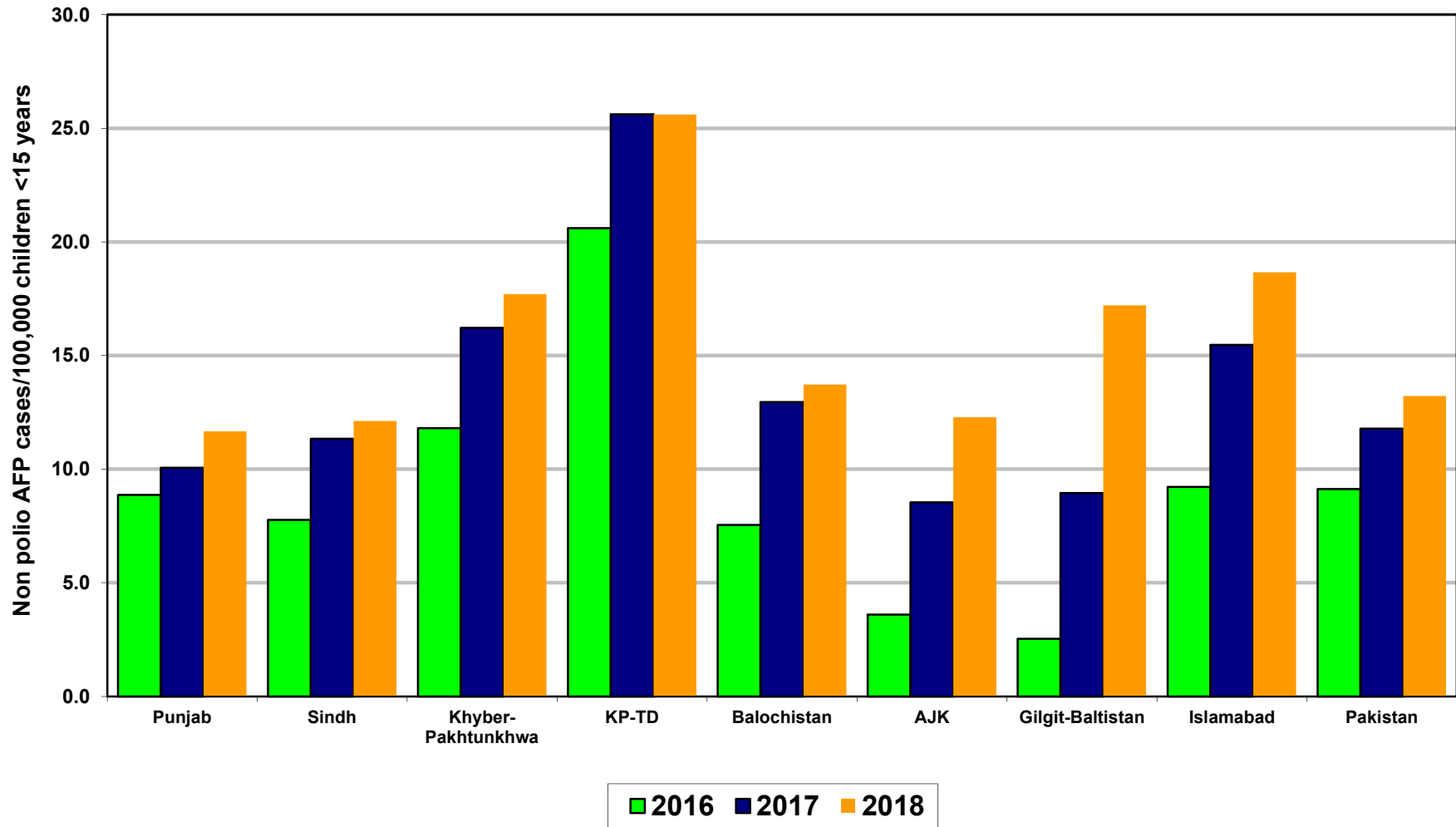
\* Afp.rec Data as of 05-11-2018

**Table 6: Vaccination status of non polio AFP cases age 6-59 months 2016-2018\***

REGION	0 dose			1-2 doses			3 doses			4-6 doses			7+ doses		
	16	17	18	16	17	18	16	17	18	16	17	18	16	17	18
Central Punjab	0%	0%	0%	0%	0%	0%	1%	1%	1%	3%	3%	2%	97%	96%	96%
North Punjab	0%	0%	0%	0%	0%	0%	0%	1%	1%	2%	2%	3%	98%	97%	95%
South Punjab	0%	0%	0%	0%	0%	0%	0%	0%	0%	2%	2%	1%	98%	98%	98%
<b>PUNJAB</b>	<b>0%</b>	<b>0%</b>	<b>0%</b>	<b>0%</b>	<b>0%</b>	<b>0%</b>	<b>0%</b>	<b>1%</b>	<b>1%</b>	<b>2%</b>	<b>2%</b>	<b>2%</b>	<b>97%</b>	<b>97%</b>	<b>97%</b>
Karachi	0%	1%	0%	1%	1%	1%	1%	1%	2%	5%	7%	5%	93%	91%	93%
North Sindh	0%	0%	0%	0%	0%	0%	0%	0%	0%	5%	3%	3%	94%	97%	97%
South Sindh	0%	0%	0%	1%	0%	0%	1%	1%	1%	6%	4%	3%	92%	95%	96%
<b>SINDH</b>	<b>0%</b>	<b>0%</b>	<b>0%</b>	<b>1%</b>	<b>0%</b>	<b>0%</b>	<b>1%</b>	<b>0%</b>	<b>1%</b>	<b>5%</b>	<b>4%</b>	<b>3%</b>	<b>93%</b>	<b>95%</b>	<b>95%</b>
Central Khyber Pakhtunkhwa	0%	0%	0%	0%	1%	0%	0%	0%	0%	1%	1%	1%	98%	98%	99%
North Khyber Pakhtunkhwa	0%	0%	0%	1%	1%	1%	0%	1%	1%	3%	4%	2%	96%	94%	97%
South Khyber Pakhtunkhwa	1%	0%	2%	2%	2%	0%	1%	2%	0%	3%	5%	3%	94%	91%	95%
<b>Khyber Pakhtunkhwa</b>	<b>0%</b>	<b>0%</b>	<b>0%</b>	<b>1%</b>	<b>1%</b>	<b>0%</b>	<b>0%</b>	<b>1%</b>	<b>0%</b>	<b>2%</b>	<b>3%</b>	<b>2%</b>	<b>96%</b>	<b>95%</b>	<b>97%</b>
<b>KP-TD</b>	<b>0%</b>	<b>0%</b>	<b>0%</b>	<b>2%</b>	<b>0%</b>	<b>0%</b>	<b>1%</b>	<b>1%</b>	<b>0%</b>	<b>9%</b>	<b>8%</b>	<b>3%</b>	<b>89%</b>	<b>91%</b>	<b>96%</b>
Rest of Balochistan	7%	3%	0%	7%	9%	5%	2%	4%	2%	23%	13%	18%	62%	71%	75%
North Balochistan	0%	4%	0%	3%	6%	4%	3%	2%	0%	10%	10%	12%	83%	78%	84%
Quetta Block	1%	0%	4%	1%	1%	0%	4%	0%	0%	10%	7%	1%	83%	92%	95%
<b>BALUCHISTAN</b>	<b>2%</b>	<b>2%</b>	<b>1%</b>	<b>3%</b>	<b>4%</b>	<b>2%</b>	<b>3%</b>	<b>3%</b>	<b>0%</b>	<b>13%</b>	<b>10%</b>	<b>10%</b>	<b>80%</b>	<b>82%</b>	<b>86%</b>
<b>PAKISTAN</b>	<b>0%</b>	<b>0%</b>	<b>0%</b>	<b>1%</b>	<b>1%</b>	<b>0%</b>	<b>1%</b>	<b>1%</b>	<b>1%</b>	<b>4%</b>	<b>4%</b>	<b>3%</b>	<b>95%</b>	<b>95%</b>	<b>96%</b>

\* Afp.rec Data as of 05-11-2018

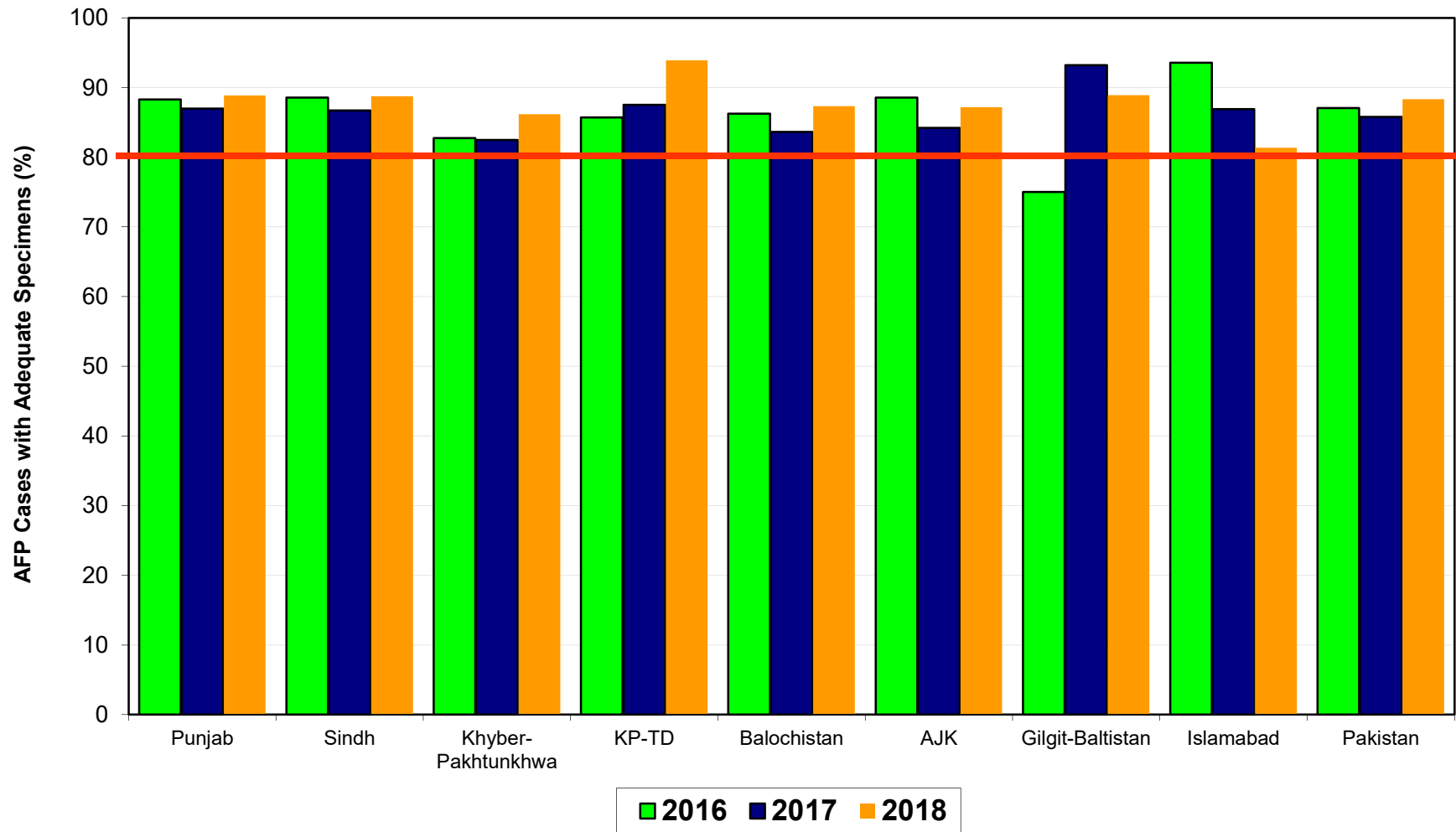
# Non Polio AFP Rate By Province/Regions, 2016-2018\*



Minimum Target Non-Polio AFP Rate is 6/100000 < 15 years of the age

\* Afp.rec Data as of 05-11-2018

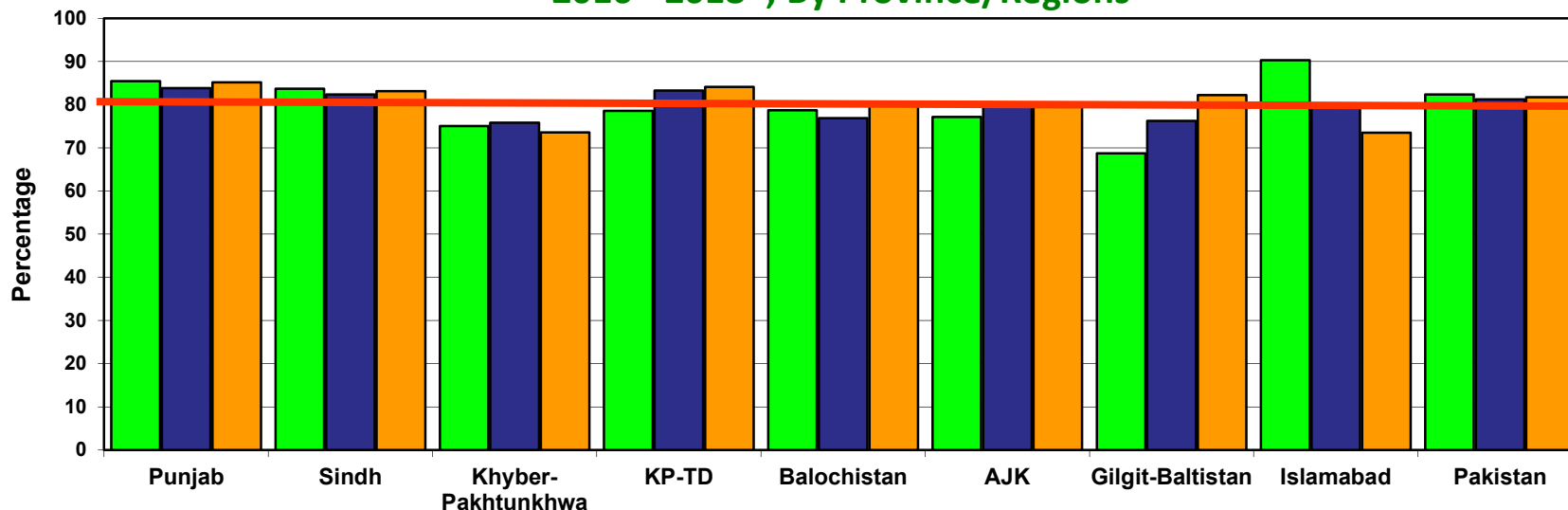
# Percent AFP Cases with Adequate Specimens By Province/Regions, 2016-2018\*



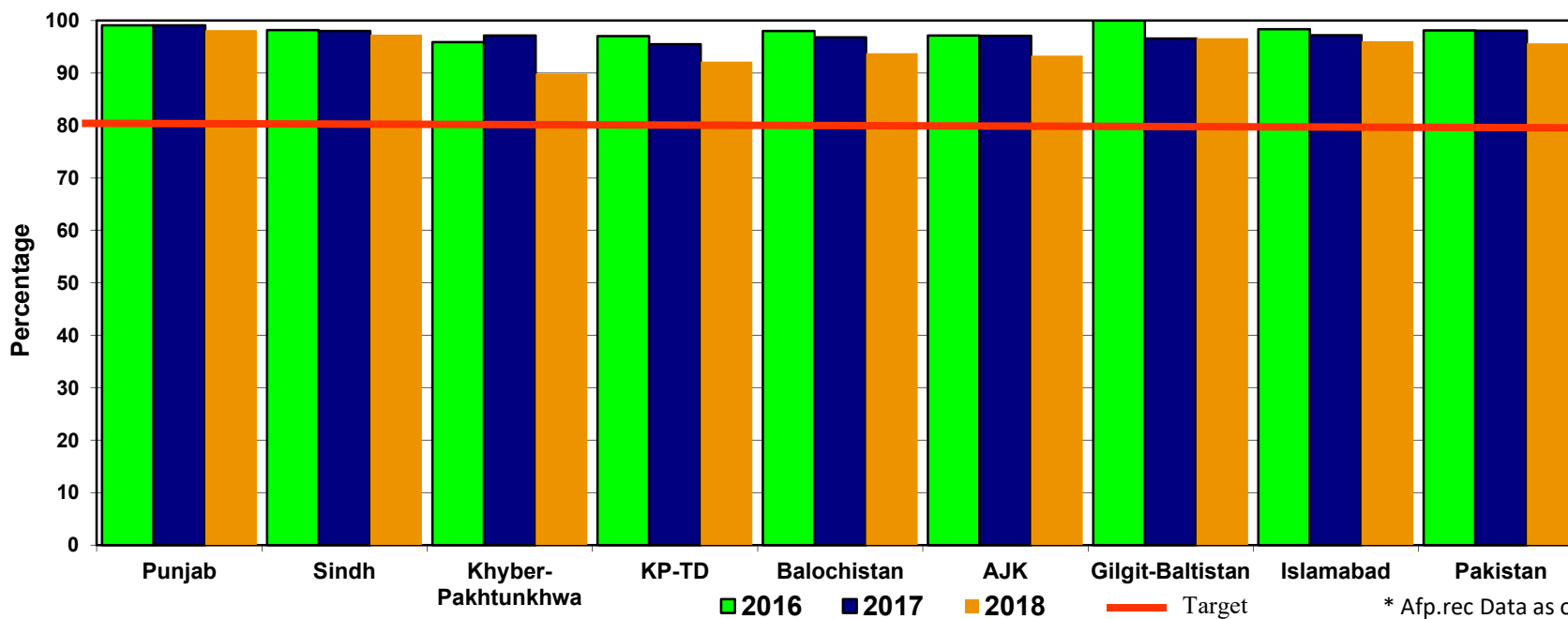
\* Afp.rec Data as of 05-11-2018

— Target Adequate Sample cases = 80%

**Graph 5: Percent AFP Cases Notified within 07 days of paralysis onset  
2016 - 2018\*; By Province/Regions**



**Graph 6: Percent AFP Cases Investigated within 48 hours of notification  
2016 ~ 2018\*; By Province/Regions**

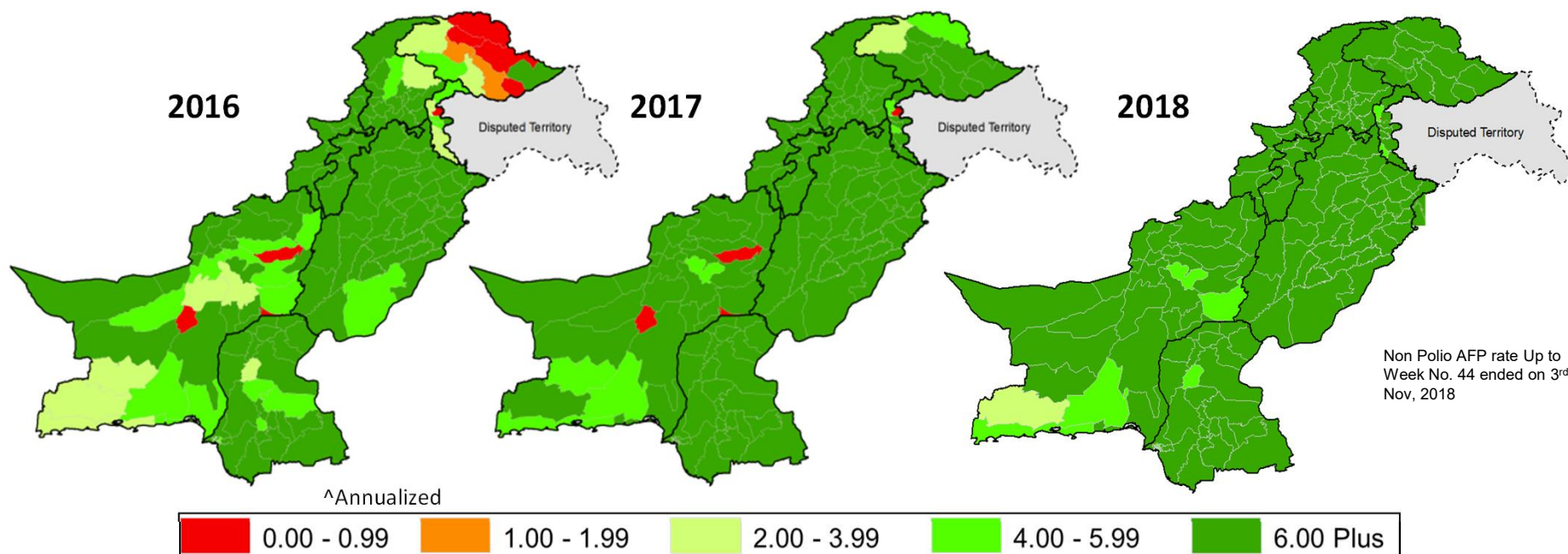


2016 2017 2018 Target

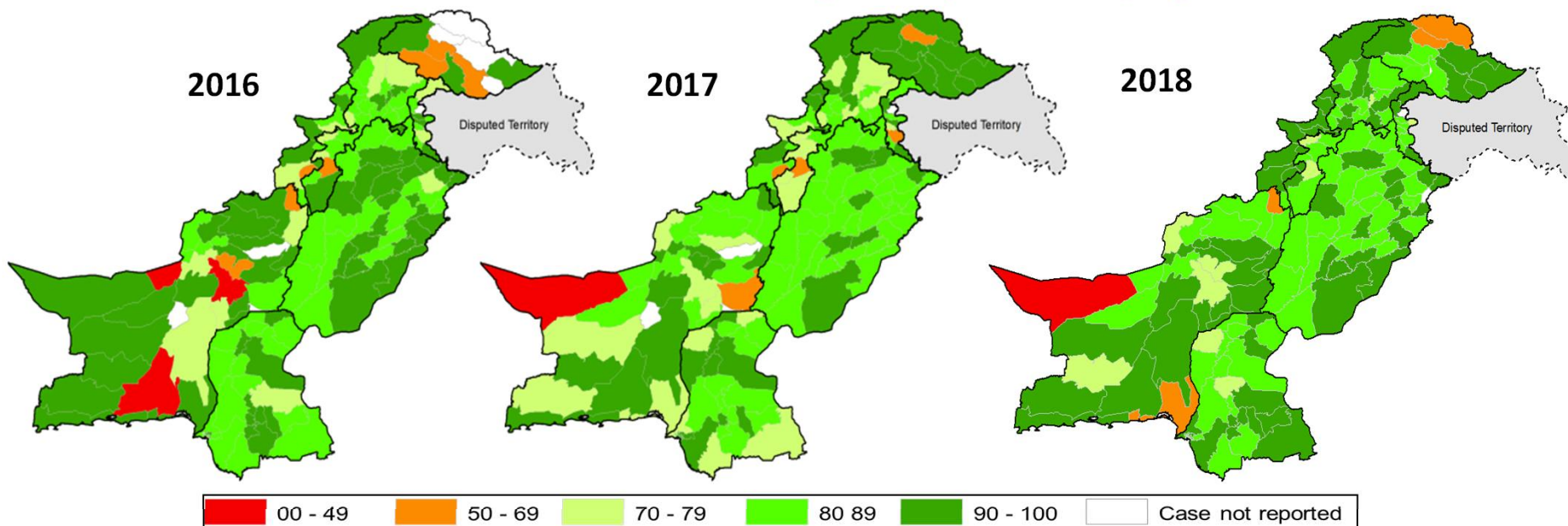
\* Afp.rec Data as of 05-11-2018



## Non-Polio ^ AFP Rate by District



## Percent AFP Cases with Adequate Specimens, by District



**Table 7.4: AFP CASES PENDING FOR CLASSIFICATION  
WITH DATE OF ONSET MORE THAN 90 DAYS\* 2018 Page (1/3)**

S. No	DISTRICT	TEHSIL	EPID	SEX	AGE	DONSET	DOSESE€	DSTOOL1	DSTOOL2	LAB	FEVER	ASVM	PROG	FUP	PEND (DAYS)
1	DIKHAN	DIKHAN	KP/60/18/049	M	84	14-06-18	7+	27-07-18	28-07-18	NVI	UK	UK	UK		142
2	DIKHAN	DIKHAN	KP/60/18/054	F	143	11-07-18	7+	09-08-18	10-08-18	EV	UK	UK	UK		115
3	HARIPUR	HARIPUR	KP/12/18/800	F	84	17-07-18	7+	10-08-18	11-08-18	NVI	UK	UK	UK		109
4	HARIPUR	HARIPUR	KP/12/18/041	F	36	27-07-18	7+	25-08-18	26-08-18	EV	UK	UK	UK		99
5	KABDULAH	KABDULAH	BN/14/18/019	M	30	13-06-18	7+	07-08-18		NVI	UK	UK	UK		143
6	KOHISTAN	KOHISTAN	KP/13/18/019	M	30	31-07-18	7+	09-08-18		EV	UK	UK	UK		95
7	LAKKIMRWT	LAKKIMRWT	KP/62/18/083	M	8	02-08-18	7+	13-09-18	14-09-18	NVI	UK	UK	UK		93
8	PESHAWAR	PESHAWAR	KP/30/18/286	M	27	21-06-18	7+	LATE NOTIFIED			UK	UK	UK		135
9	QUETTA	QUETTA	BN/11/18/800	M	30	13-06-18	7+	07-07-18		NVI	UK	UK	UK		143
10	BAJOUR	WARA MAMOUND	FT/33/18/047	F	3	05-06-18	2	23-06-18	24-06-18	NVI	Y	Y	Y	Y	151
11	FR BANNU	FR BANNU	FT/69/18/021	M	18	09-05-18	7+	07-07-18	08-07-18	NVI	N	Y	UK		178
12	KHYBER	BARA	FT/34/18/031	M	10	15-02-18	7+	14-03-18	15-03-18	NVI	Y	Y	Y	Y	261
13	KURRAM	CENTRAL KURRAM	TD/52/18/021	F	18	02-08-18	7+	LATE NOTIFIED			N	Y	Y		93
14	MOHMAND	KHAWEZAI	TD/35/18/042	M	96	26-07-18	7+	17-08-18	18-08-18	EV	Y	Y	Y	Y	100
15	ATTOCK	HAZRO	PB/12/18/033	F	4	12-07-18	4	29-07-18	30-07-18	NVI	N	Y	Y	Y	114
16	CHINIOT	CHINIOT	PB/54/18/056	M	10	30-07-18	7+	01-09-18	02-09-18	NVI	Y	Y	Y	Y	96
17	DGKHAN	DG KHAN	PB/81/18/166	M	22	01-08-18	7+	DIED BEFORE STOOL			Y	N	Y	DIED	94
18	DGKHAN	DG KHAN	PB/81/18/191	M	10	22-07-18	7+	30-08-18	31-08-18	EV	Y	Y	Y	Y	104
19	FAISALABAD	FSD CITY	PB/51/18/123	M	24	01-06-18	7+	DIED BEFORE STOOL			N	N	Y	DIED	155
20	FAISALABAD	SAMUNDRI	PB/51/18/147	M	30	15-07-18	7+	29-07-18	31-07-18	EV	N	N	Y	Y	111
21	FAISALABAD	FSD SADAR	PB/51/18/164	M	18	13-07-18	7+	26-08-18	27-08-18	EV	Y	N	Y	Y	113
22	FAISALABAD	FSD SADAR	PB/51/18/177	F	91	01-08-18	7+	02-09-18	03-09-18	NVI	N	Y	Y	Y	94
23	KASUR	KOT RADHA KISHAN	PB/32/18/077	M	156	29-07-18	7+	19-08-18	20-08-18	NVI	N	N	Y	Y	97
24	LAHORE	ALLAMA IQBAL TOWN	PB/31/18/325	F	84	25-06-18	7+				N	Y	Y	Y	131
25	MULTAN	SHUJABAD	PB/61/18/129	M	100	01-06-18	7+	LATE NOTIFIED			Y	Y	Y	Y	155
26	MUZFARGARH	ALIPUR	PB/83/18/164	M	120	26-07-18	7+				N	N	Y		100
27	MUZFARGARH	KOT ADU	PB/83/18/193	M	113	25-07-18	7+	08-09-18	09-09-18	NVI	N	N	N		101
28	NAROWAL	NAROWAL	PB/26/18/057	F	36	24-07-18	7+	10-08-18	11-08-18	EV	N	Y	Y	Y	102
29	RYKHAN	RAHIMYAR KHAN	PB/72/18/170	M	168	08-06-18	7+	24-07-18	26-07-18	NVI	N	N	Y	Y	148
30	SAHIWAL	CHICAWATNI	PB/65/18/107	F	31	22-07-18	7+	LATE NOTIFIED			N	Y	Y		104
31	SARGODHA	SILANWALI	PB/41/18/081	M	27	11-07-18	7+	04-09-18	05-09-18	EV	Y	Y	Y	Y	115
32	SHEIKHUPURA	SHEIKHUPURA	PB/33/18/090	M	288	23-07-18	7+	17-08-18	18-08-18	NVI	Y	Y	Y	Y	103
33	SHEIKHUPURA	SHARAOQPUR	PB/33/18/095	M	228	01-08-18	7+	29-08-18	31-08-18	NVI	Y	Y	Y	Y	94
34	SHEIKHUPURA	SHEIKHUPURA	PB/33/18/096	M	132	29-07-18	7+	DIED BEFORE STOOL			N	N	Y	DIED	97
35	SHEIKHUPURA	SHARAOQPUR	PB/33/18/104	M	62	08-07-18	7+	LATE NOTIFIED			Y	Y	Y	Y	118
36	TTSINGH	TT SINGH	PB/52/18/084	M	133	23-07-18	7+	08-08-18	09-08-18	NVI	N	Y	Y	Y	103
37	BADIN	GOLARCHI	SD/23/18/040	F	36	18-07-18	7+	27-07-18	02-08-18	EV	N	N	Y	Y	108
38	DADU	K.N.SHAH	SD/24/18/037	F	54	24-06-18	7+	09-07-18	11-07-18	NVI	N	N	Y	Y	132
39	DADU	MEHAR	SD/24/18/045	F	74	28-04-18	7+	14-08-18	15-08-18	EV	Y	Y	Y	Y	189
40	GHOTKI	UBAURO	SD/42/18/050	M	144	02-07-18	7+	DIED BEFORE STOOL			N	N	Y	DIED	124
41	GHOTKI	GHOTKI	SD/42/18/053	M	72	14-07-18	7+	18-07-18		NVI	Y	Y	UK	DIED	112
42	HYDERABAD	HYDERABAD RURAL	SD/21/18/064	M	24	20-07-18	7+	02-09-18	04-09-18	NVI	Y	Y	N	Y	106

\* Afp.rec Data as of 05-11-2018

€ Based on recall of parents

60 days Follow-up not done

FUP = Residual Weakness at 60 days follow up.

**Table 7.4: AFP CASES PENDING FOR CLASSIFICATION  
WITH DATE OF ONSET MORE THAN 90 DAYS\* 2018 Page (2/3)**

S. No	DISTRICT	TEHSIL	EPID	SEX	AGE	DONSET	DOSESE	DSTOOL1	DSTOOL2	LAB	FEVER	ASVM	PROG	FUP	PEND (DAYS)
43	JACOBABAD	GARHI KHAIRO	SD/53/18/043	F	36	30-06-18	7+	01-08-18	02-08-18	EV	N	Y	Y	Y	126
44	JACOBABAD	GARHI KHAIRO	SD/53/18/048	M	12	11-06-18	7+	LATE NOTIFIED			Y	Y	Y	Y	145
45	JACOBABAD	GARHI KHAIRO	SD/53/18/050	F	84	17-07-18	7+	20-08-18	22-08-18	NVI	Y	Y	Y	DIED	109
46	JAMSHORO	KOTRI	SD/25/18/050	F	23	19-07-18	7+	12-08-18	13-08-18	EV	Y	N	Y		107
47	KAMBAR	KAMBAR	SD/55/18/047	M	18	03-06-18	7+	07-07-18	09-07-18	NVI	Y	Y	Y	Y	153
48	KAMBAR	KAMBAR	SD/55/18/056	M	144	28-06-18	7+	25-07-18	26-07-18	EV	Y	N	Y	DIED	128
49	KAMBAR	WARAH	SD/55/18/061	F	36	24-05-18	7+	LATE NOTIFIED			N	Y	Y	Y	163
50	KAMBAR	SIJAWAL	SD/55/18/067	M	28	10-07-18	7+	07-08-18	08-08-18	NVI	Y	Y	N	DIED	116
51	KAMBAR	QUBO SAEED KHAN	SD/55/18/074	F	12	29-07-18	7+	DIED BEFORE STOOL			Y	N	Y	DIED	97
52	KAMBAR	QUBO SAEED KHAN	SD/55/18/086	M	36	01-08-18	7+	31-08-18	01-09-18	EV	UK	UK	UK		94
53	KHAIRPUR	THARI MIR WAH	SD/43/18/073	M	48	27-07-18	7+	31-07-18		EV	Y	Y	Y	DIED	99
54	KHIGADAP	GADAP	SD/63/18/026	M	84	01-06-18	7+	11-06-18		NVI	N	N	Y	DIED	155
55	KHIGADAP	GADAP	SD/63/18/036	F	36	02-06-18	7+	LATE NOTIFIED			Y	Y	Y	Y	154
56	KHIGADAP	GADAP	SD/63/18/038	M	30	16-06-18	7+	LATE NOTIFIED			N	Y	Y	Y	140
57	KHIGIQBAL	GIQBAL	SD/65/18/016	M	72	02-08-18	7+	11-08-18		NVI	N	N	Y	DIED	93
58	KHINORTH	NORTH	SD/73/18/012	F	50	20-06-18	7+	DIED BEFORE STOOL			N	N	Y	DIED	136
59	KHINORTH	NORTH	SD/73/18/015	F	30	27-06-18	7+	23-07-18	25-07-18	NVI	N	N	UK	DIED	129
60	LARKANA	LARKANA	SD/51/18/055	F	36	29-07-18	7+	31-07-18		NVI	Y	N	Y	DIED	97
61	SBENAZIRABAD	DAUR	SD/44/18/030	F	84	23-06-18	7+	10-07-18	11-07-18	NVI	Y	Y	Y	Y	133
62	SBENAZIRABAD	DAUR	SD/44/18/031	M	36	28-06-18	7+	17-07-18	18-07-18	EV	Y	N	Y	Y	128
63	SBENAZIRABAD	NAWABSHAH	SD/44/18/035	M	60	11-05-18	7+	LATE NOTIFIED			Y	Y	Y	Y	176
64	SHIKARPUR	LAKHI	SD/52/18/043	M	36	01-08-18	7+	DIED BEFORE STOOL			Y	N	Y	DIED	94
65	SUJAWAL	SHAH BUNDER	SD/79/18/077	M	11	10-06-18	7+	28-07-18	29-07-18	EV	Y	Y	Y	Y	146
66	UMERKOT	PITHORO	SD/34/18/037	F	84	03-06-18	7+	18-07-18	19-07-18	NVI	Y	Y	Y	Y	153
67	CHARSADA	CHARSADDA	KP/31/18/099	M	37	17-07-18	7+	23-07-18		NVI	Y	N	Y		109
68	DIKHAN	DERA ISMAIL KHAN	KP/60/18/044	M	54	07-07-18	7+	19-07-18	22-07-18	NVI	Y	N	Y		119
69	KARAK	B.D.SHAH	KP/51/18/042	F	20	26-07-18	7+	11-09-18	12-09-18	EV	Y	Y	UK		100
70	KOHAT	DARRA ADAM KHEL	KP/50/18/044	M	84	23-07-18	7+	08-08-18	10-08-18	NVI	N	Y	Y		103
71	KOHISTAN	DASSU	KP/13/18/006	M	164	25-02-18	7+	21-03-18	22-03-18	NVI	Y	N	N	Y	251
72	LAKKIMRWT	SERAI NAURANG	KP/62/18/019	M	10	20-02-18	7+	25-03-18	26-03-18	EV	Y	Y	Y	Y	256
73	LAKKIMRWT	LAKKI MARWAT	KP/62/18/058	M	26	24-05-18	7+	25-06-18	26-06-18	EV	Y	Y	Y	Y	163
74	LAKKIMRWT	LAKKI MARWAT	KP/62/18/084	M	22	20-06-18	7+	LATE NOTIFIED			N	N	N		136
75	MALAKAND	BATKHELA	KP/20/18/056	M	20	16-06-18	7+	LATE NOTIFIED			Y	Y	Y	Y	140
76	NOWSHERA	NOWSHERA	KP/32/18/051	M	13	27-04-18	7+	06-06-18	07-06-18	EV	Y	Y	Y	Y	190
77	PESHAWAR	PESHAWAR	KP/30/18/228	F	16	02-07-18	7+	LATE NOTIFIED			N	Y	Y		124
78	TORGHAR	JUDBAH	KP/15/18/009	F	26	24-07-18	2	LATE NOTIFIED			Y	N	N	Y	102
79	BARKHAN	BARKHAN	BN/23/18/006	F	144	23-06-18	7+	DIED BEFORE STOOL			Y	N	Y	DIED	133
80	CHAGHAI	DALBANDIN	BN/13/18/007	F	10	30-06-18	7+	13-08-18	14-08-18	NVI	N	N	Y	Y	126
81	CHAGHAI	CHAGAI	BN/13/18/009	M	24	28-06-18	7+	27-08-18	28-08-18	NVI	Y	N	Y	Y	128
82	KABDULAH	CHAMAN	BN/14/18/020	F	25	21-07-18	7+	09-08-18	11-08-18	NVI	Y	UK	Y	DIED	105
83	KSAIFULAH	KSAIFULLAH	BN/25/18/013	F	8	01-07-18	7+	08-07-18		NVI	Y	Y	Y	DIED	125
84	LASBELA	DUREJI	BN/55/18/011	M	96	23-07-18	7+	DIED BEFORE STOOL			Y	N	Y	DIED	103

\* Afp.rec Data as of 05-11-2018

€ Based on recall of parents

60 days Follow-up not done

FUP = Residual Weakness at 60 days follow up.

**Table 7.4: AFP CASES PENDING FOR CLASSIFICATION  
WITH DATE OF ONSET MORE THAN 90 DAYS\* 2018 Page (3/3)**

S. No	DISTRICT	TEHSIL	EPID	SEX	AGE	DONSET	DOSESE	DSTOOL1	DSTOOL2	LAB	FEVER	ASYM	PROG	FUP	PEND (DAYS)
85	GILGIT	GILGIT	GB/11/18/006	F	2	26-07-18	0	30-07-18		NVI	N	N	UK	DIED	100
86	CDA	CDA	IB/01/18/022	M	68	04-06-18	7+	15-06-18	20-06-18	EV	N	Y	Y		152
87	CDA	CDA	IB/01/18/025	F	39	20-07-18	7+	04-08-18	06-08-18	NVI	Y	Y	Y		106
88	CDA	CDA	IB/01/18/029	F	9	11-07-18	7+	31-08-18	01-09-18	NVI	UK	UK	UK		115
89	ICT	ICT	IB/02/18/034	M	41	12-07-18	7+	03-08-18	04-08-18	NVI	N	N	Y		114
90	ICT	ICT	IB/02/18/038	M	120	07-07-18	7+	16-08-18	17-08-18	EV	UK	UK	UK		119
91	ICT	ICT	IB/02/18/037	F	120	24-07-18	7+	17-08-18	19-08-18	NVI	UK	UK	UK		102
92	ICT	ICT	IB/02/18/046	F	153	16-06-18	3	LATE NOTIFIED			N	Y	Y		140

\* Afp.rec Data as of 05-11-2018

€ Based on recall of parents

60 days Follow-up not done

FUP = Residual Weakness at 60 days follow up.