



**World Health
Organization**

**Weekly
AFP Surveillance Update
Pakistan**

Week 44 (*Ended on 4th November, 2017*)

National Surveillance Cell

World Health Organization Country Office,
Chak Shahzad, Park Road,
Islamabad, Pakistan

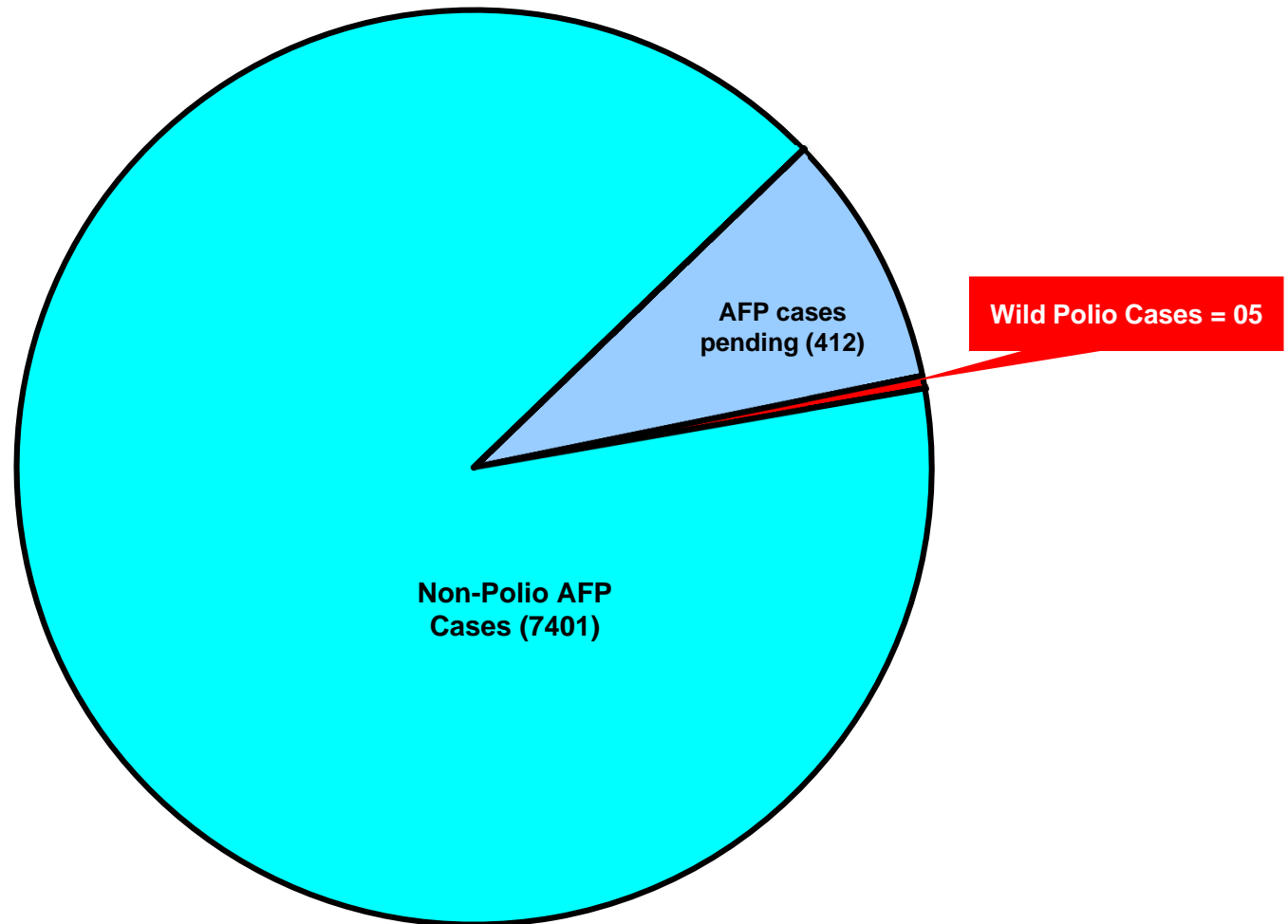
Tel: +92-51 9255123 / 9255282 /9255184

AFP Surveillance



<http://www.emro.who.int/pak/information-resources>

AFP Case Profile, 2017*



Total AFP Cases Reported = 7818

^ 191 Inadequate cases not due for FUP

^ 221 cases Pending in the Lab

^ 79 AFP Cases pending for classification by ERC

* Afp.rec Data as of 06-11-2017

Point in time comparison of Polio Cases by Province/Region 2016 - 2017*

Region/ Province	No. of polio cases		No. of infected districts/towns		Most recent polio case
	2016	2017	2016	2017	
Khyber Pakhtunkhwa	08	01	06	01	21-Aug-17
Sindh	08	01	05	01	11-Aug-17
Balochistan	01	01	01	01	11-June-17
G-Baltistan	0	01	0	01	13-Feb-17
Punjab	0	01	0	01	28-Jan-17
FATA / FR Areas	02	0	01	0	27-Jul -16
Pakistan	19	05	13	05	21-Aug-17

Fourteen additional district / town declared infected based on environmental samples in 2017

* Afp.rec Data as of 06-11-2017

Table 1.1: List of Confirmed Polio Cases, Pakistan 2017* (1/1)

S.NO.	PROVINCE/ REGION	DISTRICT	TEHSIL	EPID NO.	SEX	AGE (m)	DATE ONSET OF PARALYSIS	NO. OPV DOSES (based on parents recall)		FEVER	Asymetric Paralysis	Rapid Progression	REFUSAL	WPV TYPE	GENETICS
								Routine	SIA's						Cluster
01	PUNJAB	LODHRAN	DUNYAPUR	PB/64/17/008	M	4	28-Jan-17	2	5	Y	Y	Y	N	NSL1	R4B1C2
02	GBALTISTAN	DIAMIR	THORE HUDUR	GB/31/17/002	M	12	13-Feb-17	0	0	Y	Y	Y	N	NSL1	R4B5C4
03	BALUCHISTAN	KABDULAH	CHAMAN	BN/14/17/024	M	18	11-June-17	0	3	Y	Y	Y	N	NSL1	R4B5C3
04	SINDH	KHGIQBAL	G-IQBAL	SD/65/17/018	M	7	11-Aug-17	3	1	Y	N	Y	N	NSL1	R4B5C4
05	KPAKHTUNKHWA	LAKKIMRWT	LAKKIMRWT	KP/62/17/025	F	24	21-Aug-17	3	7+	Y	Y	Y	N	NSL1	R4B1C1

* Afp.rec Data as of 06-11-2017

Table 3: Urgent/ITD Pending Cases (1/1)

Basic information										OPV doses				Urgent		Prov	Lab update			Remarks		
S. #	District	Tier	Tehsil	Union council	Epid number	Date of Onset	Age (M)	S e x	Date of 1st stool	Stool Adeq	RI	SAs	Last 6 SAs	Last dose	Field	NSC	Diagnosis	Lab No.	Days	Culture update	Inc	Remarks
Isolates pending for ITSD																						
1	ASTORE	4	ASTORE	MINIMARG	GB/61/17/001	08-Oct-17	5	F	18-Oct-17	Y	2	3	3	28-Sep-17	N	Y	TRAUMATIC NEURITIS PNEURITIS	11103	7	L20B+		
2	KARAK	2	#	#	KP/51/17/063-C2		36	F	20-Oct-17	-	-	-			N	-	-	11061	8	L20B+		
3	KARAK	2	#	#	KP/51/17/063-C3		34	F	20-Oct-17	-	-	-			N	-	-	11062	8	L20B+		
4	MIANWALI	4	ISAKHEL	KOT CHANENA	PB/43/17/071	14-Oct-17	66	M	20-Oct-17	Y	3	7+	6		N	#	GBS	11036	8	L20B+		
Reported urgent (by field / NSC criteria)																						
5	QUETTA	1	QUETTA CITY	WARD 6,7	BN/11/17/062	15-Oct-17	4	M	22-Oct-17	Y	2	3	3	21-Sep-17	N	Y	INFECTION NEURITIS	11168	7	UP		
6	KARAK	2	#	#	KP/51/17/063	25-Sep-17	13	M	18-Oct-17	N	#	#		18-Sep-17	N	#	#	11059	9	UP		Index of C-2 and C-3
7	LAKKIMRWT	2	#	#	KP/62/17/053	21-Oct-17	48	F	27-Oct-17	Y	#	#		11-Oct-17	Y	N	-	11295	2	UP		
8	BATAGRAM	4	BATAGRAM	GIJBORI	KP/11/17/031	21-Oct-17	36	M	23-Oct-17	Y	0	6	6	18-Sep-17	N	Y	UNNOTICED TRAUMA	11191	6	UP		
9	MUZFARGARH	2	JATOI	BEER BAND	PB/83/17/218	14-Oct-17	4	M	20-Oct-17	Y	3	1	1	18-Sep-17	N	Y	TM	11019	9	UP		
10	KHIGADAP	1	GADAP	GIJRO - 4	SD/63/17/046	04-Oct-17	3	M	21-Oct-17	N	1	1	1	16-Oct-17	N	Y	INFECTION NEURITIS	11034	9	UP		

* New addition § New results #Data not available ¥ NSC Criteria = Fever, Rapid Progress, Age < 48 months and OPV Doses <7 UP = Under process
 Urgent (Field/NSC) / Inadequate specimens / Age 12-35 months / Zero OPV dose UPending for genomic sequencing

Table 2: LAB Update 2017*

Month of Onset	AFP Cases	No virus isolated	Cases Under Process		Isolated Viruses from stools						
			Culture	ITD	Vaccine viruses		NPEV		Wild	Results within 14 days	
			n	n	n	n	n	%	n	%	n
January	751	595	0	0	56	7	99	13%	1	750	100%
February	774	621	0	0	44	6	108	14%	1	773	100%
March	831	643	0	0	53	6	135	16%	0	831	100%
April	819	585	0	0	47	6	187	23%	0	815	100%
May	912	687	0	0	50	5	175	19%	0	900	99%
June	672	460	0	0	17	3	194	29%	1	610	91%
July	895	575	0	0	23	3	297	33%	0	895	100%
August	854	542	0	0	20	2	290	34%	2	852	100%
September	836	481	13	0	66	8	276	33%	0	823	98%
October	591	264	203	0	22	4	102	17%	0	388	66%
Pakistan	7935	5453	216	0	398	5	1863	23%	5	7637	96%

*Data as of 06-11-2017

Comparison of Environmental Sampling Results, 2016-17*

DISTRICT	2016					2017					Last
	TOTAL	WILD			TOTAL	WILD					
	n	GRAB	BMFS	TOTAL		n	GRAB	BMFS	TOTAL		
		n	n	n	%		n	n	n	%	
LAHORE	53	2	1	3	6%	49			0	0%	18-Oct-16
MULTAN	30			0	0%	27	1		1	4%	9-Jan-17
DGKHAN	28	1		1	4%	28			0	0%	12-May-16
RAWALPINDI	21	1	1	2	10%	21	5	2	7	33%	15-Aug-17
FAISALABAD	33	1	1	2	6%	19			0	0%	2-Jul-16
SARGODHA *				0		9			0	0%	
BAHAWALPUR *				0		9			0	0%	
CDA	10			0	0%	10	5		5	50%	10-Jul-17
KHIGIQBAL	22	1	1	2	9%	21	4	1	5	24%	11-Sep-17
KHIGADAP	30	4		4	13%	30	18		18	60%	12-Oct-17
KHIBALDIA	20	1		1	5%	10	1		1	10%	8-Aug-17
KHILANDHI	4			0		9	5		5	56%	19-Sep-17
KHIKORANGI *				0		9			0	0%	
KHISITE *				0		10	3		3	30%	3-Oct-17
SUKKUR	23	2	1	3	13%	26	1	1	2	8%	19-Sep-17
HYDERABAD	15	1		1	7%	10			0	0%	5-Jan-16
JACOBABAD	14		3	3	21%	11	1	1	2	18%	11-Sep-17
SANGHAR *				0		10			0	0%	
DADU *				0		10			0	0%	
KAMBAR *				0		10	1		1	10%	15-Aug-17
PESHAWAR	34	6	1	7	21%	22	4	2	6	27%	10-Oct-17
DIKHAN	40	1		1	3%	19			0	0%	16-Jul-16
BANNU *				0		9			0	0%	
KOHAT *				0		8			0	0%	
CHARSADA *				0		9			0	0%	
MARDAN *				0		10			0	0%	
NOWSHERA *				0		8			0	0%	
KABDULAH	21	4		4	19%	19	12		12	63%	2-Oct-17
QUETTA	50	11		11	22%	40	9	1	10	25%	28-Jul-17
PISHIN	7	4		4	57%	10	5		5	50%	2-Oct-17
KHUZDAR *				0		9			0	0%	
LORALAI *				0		9	1		1	11%	17-Sep-17
ZHOB *				0		9			0	0%	
PAKISTAN	455	40	9	49	11%	519	76	8	84	16%	12-Oct-17

* New addition in Env Surveillance Network **2017 – 27 Environmental samples are under process)**

* Data as of November 06, 2017

WPV and cVDPV Cases by District in 2017

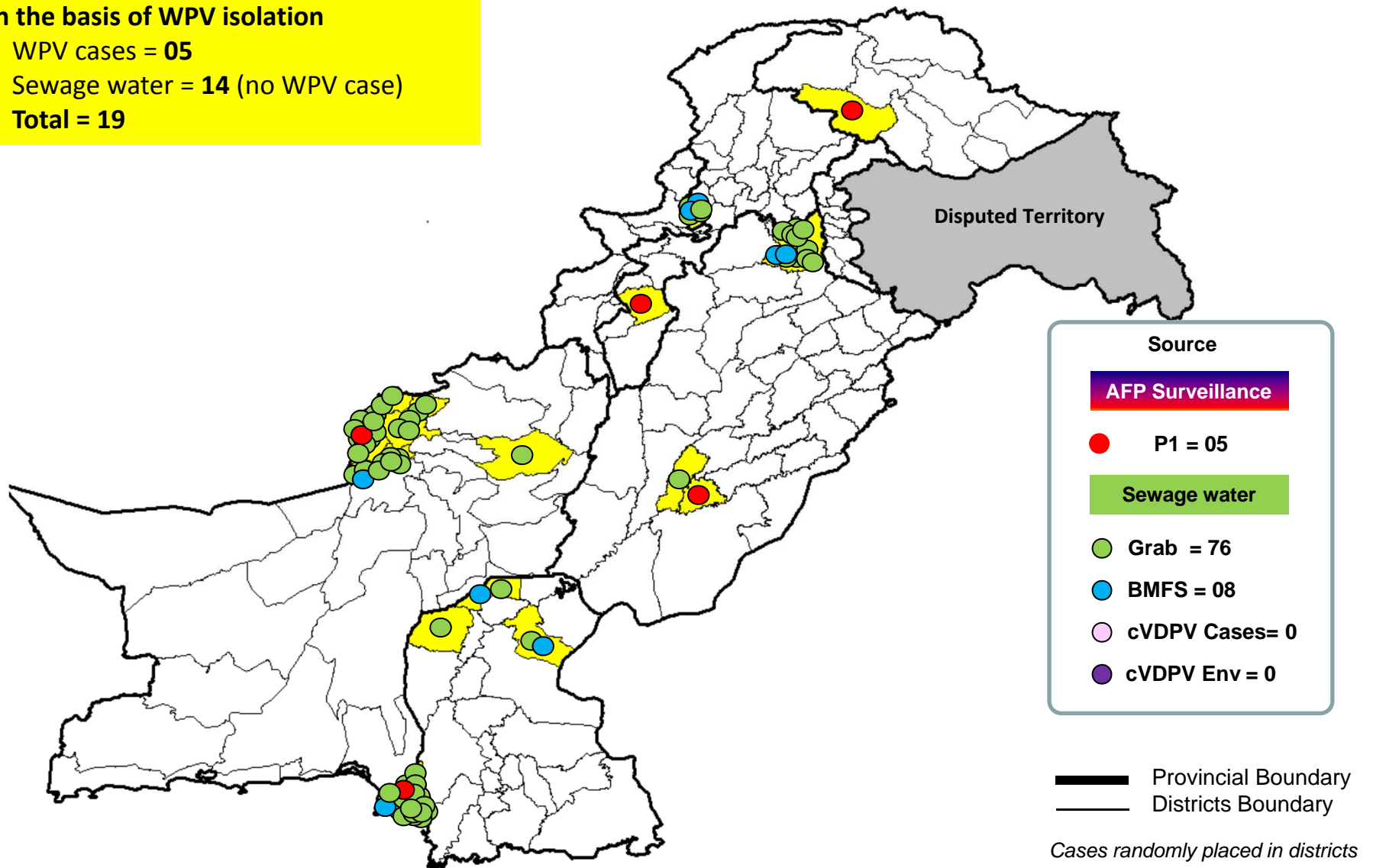
PROVINCE	DISTRICT	WPV Cases		cVDPV Cases	
		Onset of Last Case	Cases	Onset of Last Case	Cases
KPAKHTUNKHWA	LAKKIMRWT	21-Aug	1		
Total		21-Aug	01		
SINDH	KHIGIQBAL	11-Aug	1		
Total		11-Aug	01		
BALUCHISTAN	KABDULAH	11-June	1		
Total		11-June	01		
G-Baltistan	DIAMIR	13-Feb	1		
Total		13-Feb	01		
PUNJAB	LODHRAN	28-Jan	1		
Total		28-Jan	01		
PAKISTAN		21-Aug	05		

Map 2: Wild Polio virus isolates and cVDPV, 2017*

Infected districts/Towns/Agencies/Areas

On the basis of WPV isolation

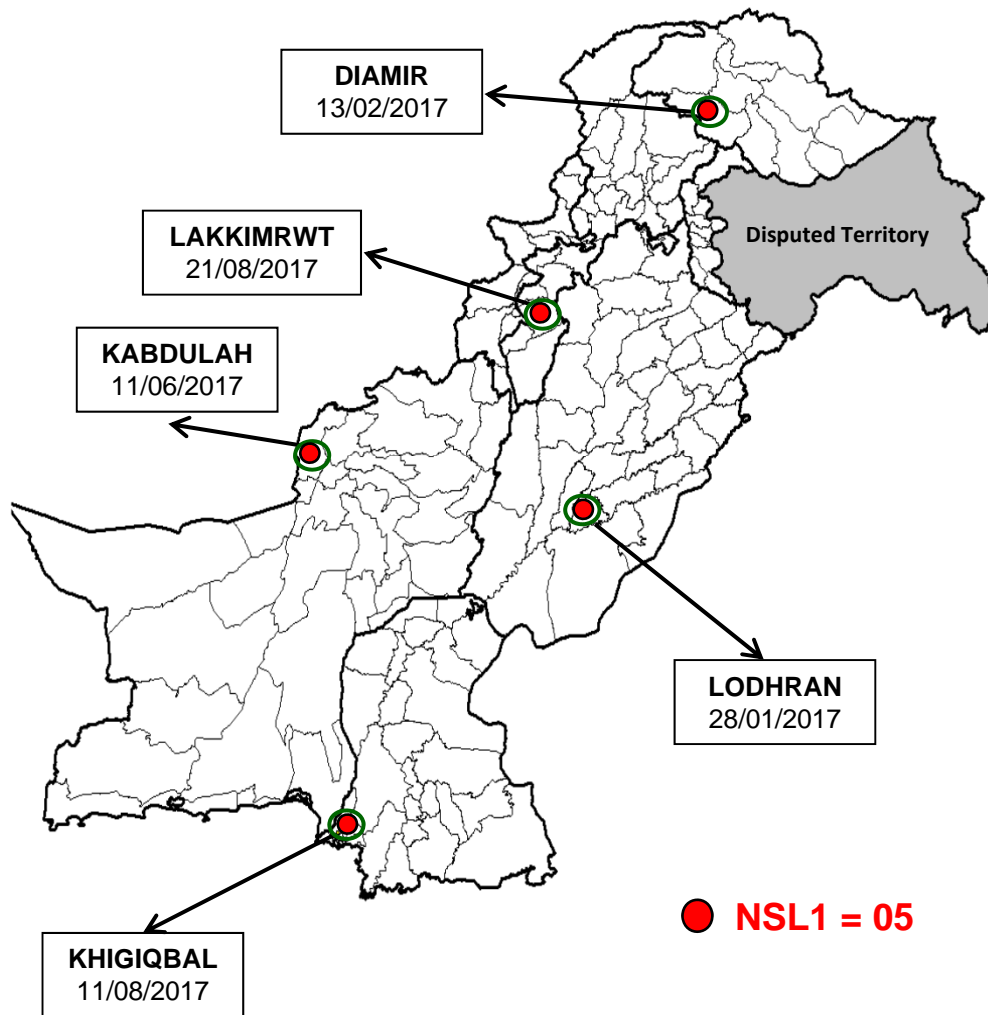
- WPV cases = 05
- Sewage water = 14 (no WPV case)
- Total = 19






* Afp.rec Data as of 06-11-2017

Map1: Distribution of Wild Polio Cases Pakistan 2017*

Districts/Towns with Wild Polio Cases = 05



Province/ Country	Date of Last Case		Number of cases 2017	
	P1	P3	P1	P3
FATA	Jul, 2016	Apr, 2012	-	-
KHYBER-PAKHTUNKHWA	Aug, 2017	Oct, 2010	01	-
SINDH	Aug, 2017	Jan, 2010	01	-
BALUCHISTAN	Jun, 2017	Apr, 2010	01	-
PUNJAB	Jan, 2017	Jun, 2010	01	-
AJK	Jun, 2000	Jun, 2000	-	-
GILGIT-BALTISTAN	Feb, 2017	-	01	-
ISLAMABAD	Sep, 2008	Sep, 2008	-	-
PAKISTAN	Aug, 2017	Apr, 2012	05	-

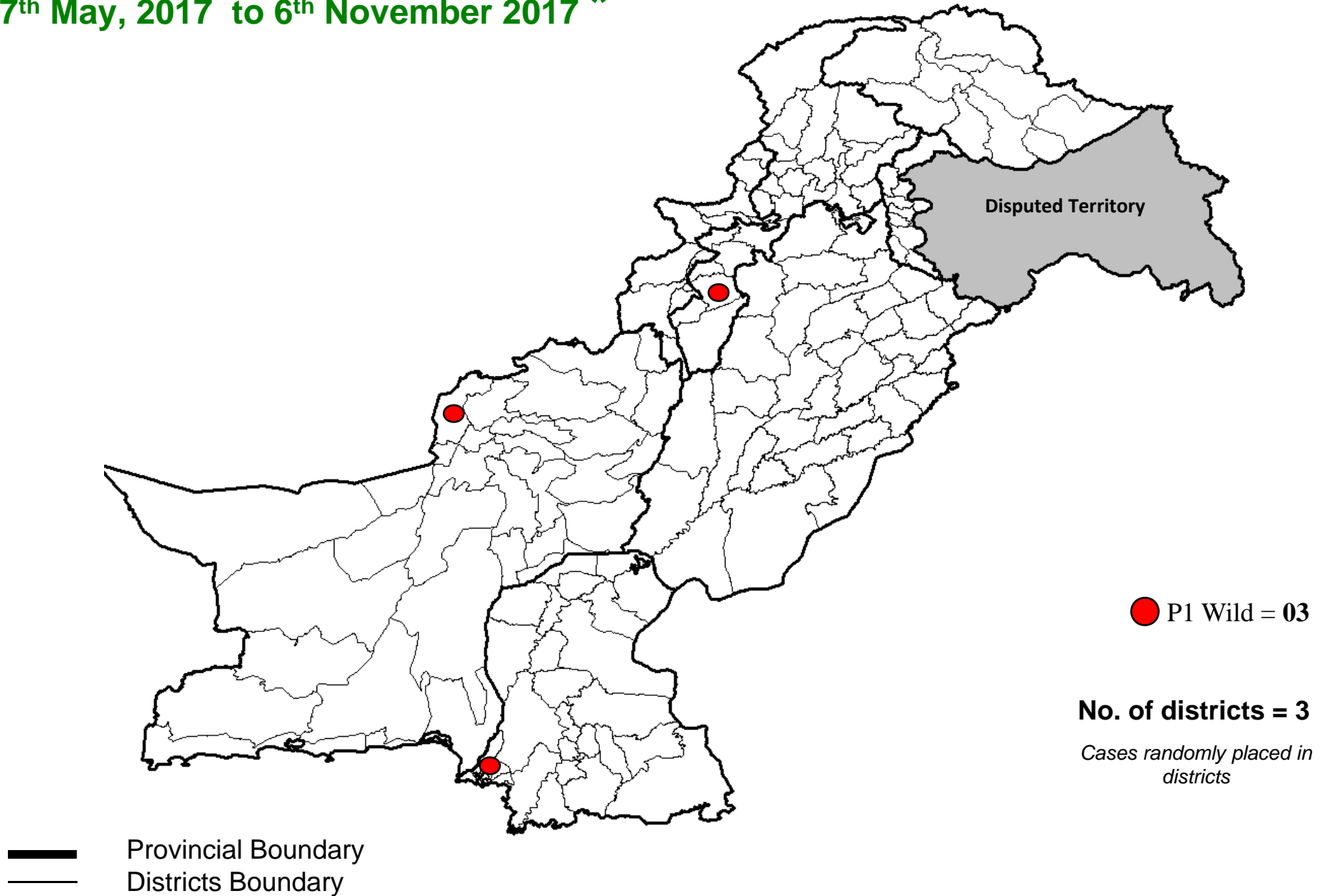
-  District with last polio case in province
-  Provincial Boundary
-  Districts Boundary

Cases randomly placed in districts

* Afp.rec Data as of 06-11-2017

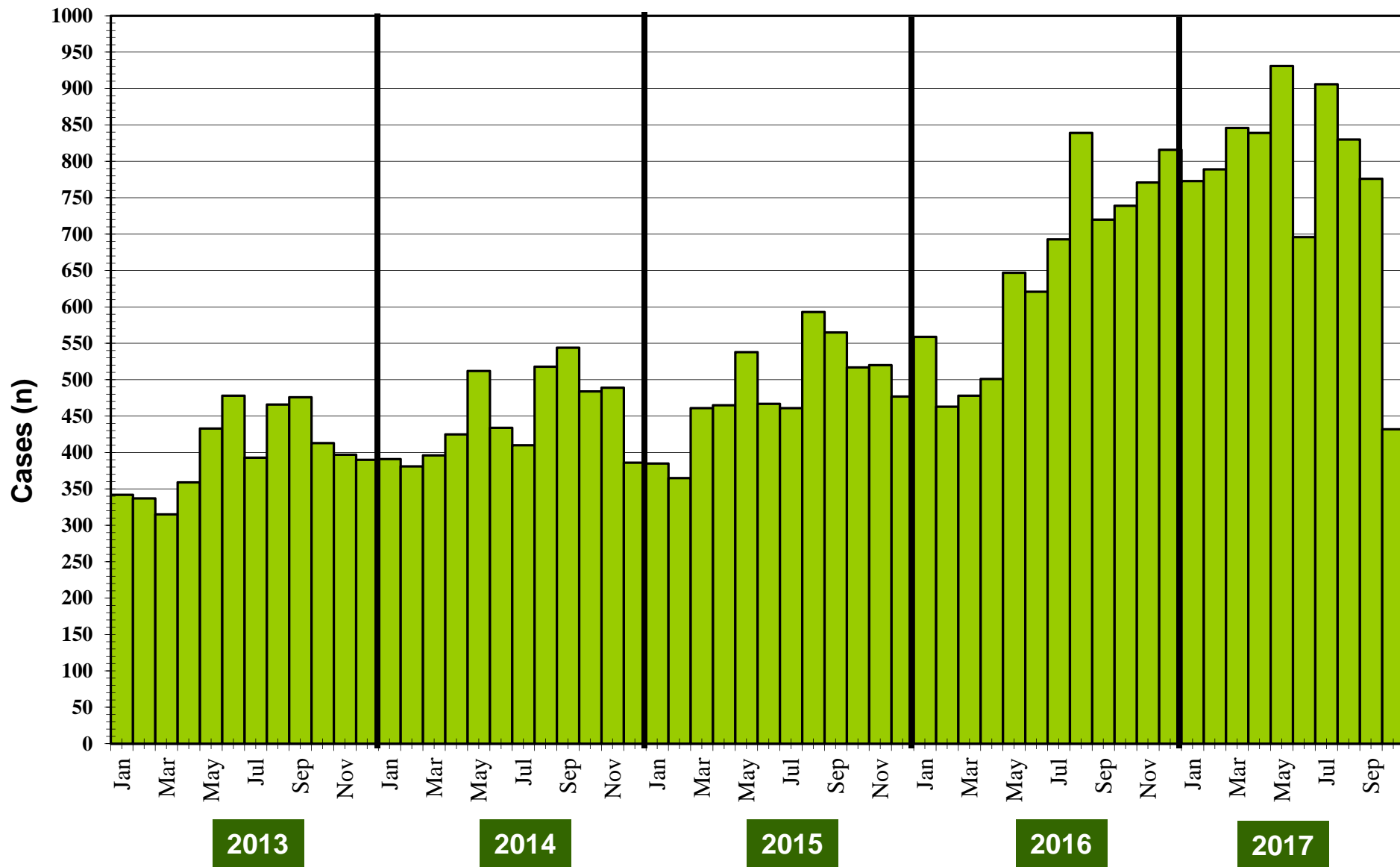
Map 3: Wild Polio cases in the last 6 months

7th May, 2017 to 6th November 2017 *



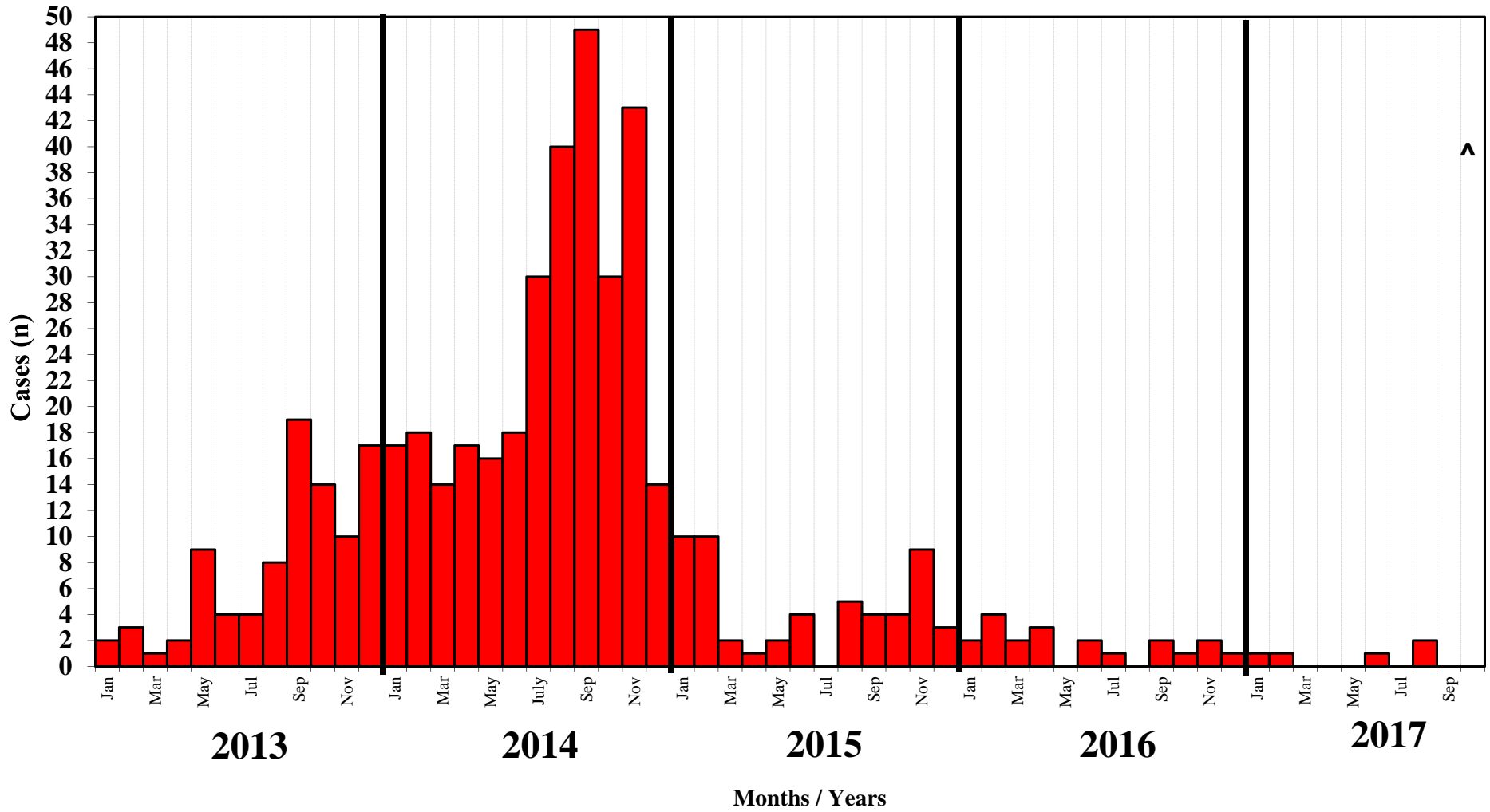
* Afp.rec Data as of 06-11-2017

Graph 1: Distribution of AFP Cases by Month, Pakistan 2013-2017*



* Afp.rec Data as of 06-11-2017

Confirmed Polio Cases 2013-2017*



■ NSL1

^ Data incomplete

* Afp.rec Data as of 06-11-2017

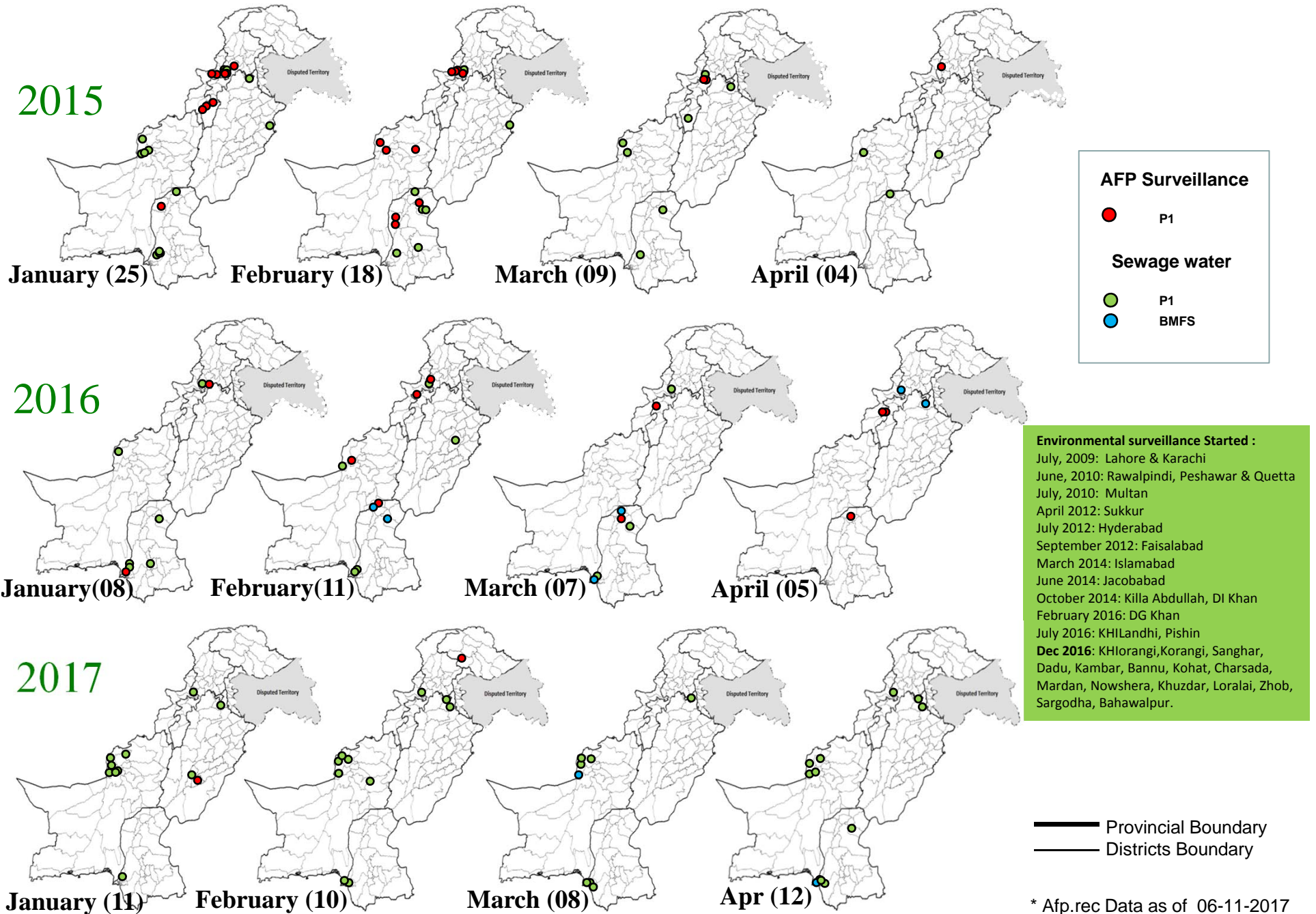
**Table 4: Distribution of AFP Cases By Week of Onset ^
Pakistan- 2017* [Week number / Ending on]**

PROVINCE	W 29 22 Jul 2017	W 30 29 Jul 2017	W 31 05 Aug 2017	W 32 12 Aug 2017	W 33 19 Aug 2017	W 34 26 Aug 2017	W 35 02 Sep 2017	W 36 09 Sep 2017	W 37 16 Sep 2017	W 38 23 Sep 2017	W 39 30 Sep 2017	W 40 07 Oct 2017	W 41 14 Oct 2017	W 42 21 Oct 2017	W 43 28 Oct 2017
PUNJAB	101	115	103	79	86	87	73	85	75	73	74	76	68	67	17
SINDH	47	45	43	45	37	40	24	46	43	49	26	58	36	27	12
FATA	16	9	9	13	11	15	11	7	21	18	10	14	11	9	2
BALUCHISTAN	13	13	9	11	16	11	9	14	18	13	12	13	7	9	1
AJK	3	4	2	2	3	2	2	2	2	2	5	8	4	6	1
GILGIT BILTISTAN	0	1	1	5	3	2	0	1	5	2	2	1	4	0	1
ISLAMABAD	1	2	1	4	2	3	2	5	2	2	0	3	5	2	2
KPAKHTUNKHWA	35	39	42	39	36	40	38	52	52	46	45	47	41	31	7
PAKISTAN	216	228	210	198	194	200	159	212	218	205	174	220	176	151	43

* Afp.rec & Afplab.rec: Data as of 06-11-2017

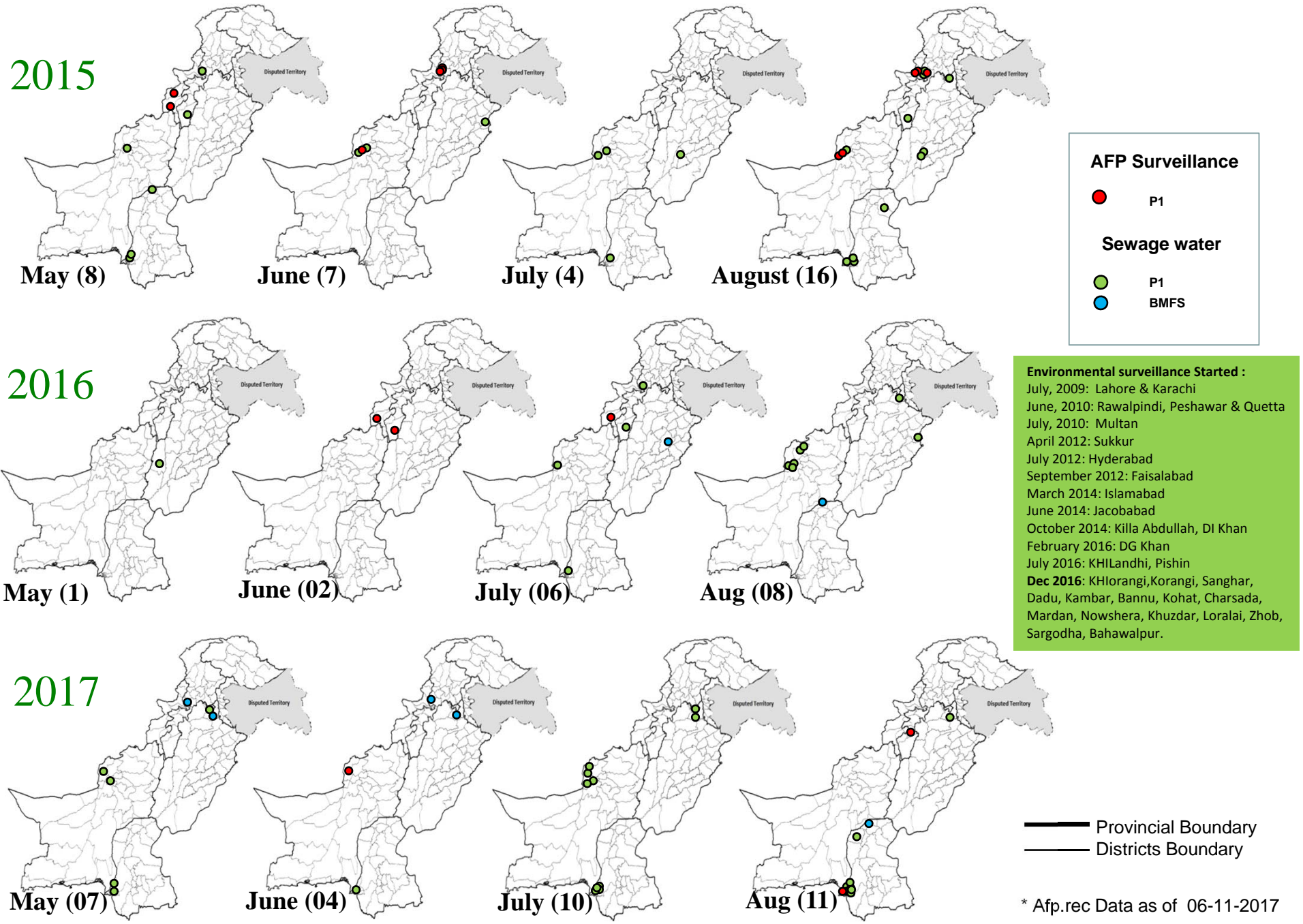
^ MMWR Epidemiological Weeks

Map 4: Monthly Comparison of Polio Cases/Isolates 2015-2017*



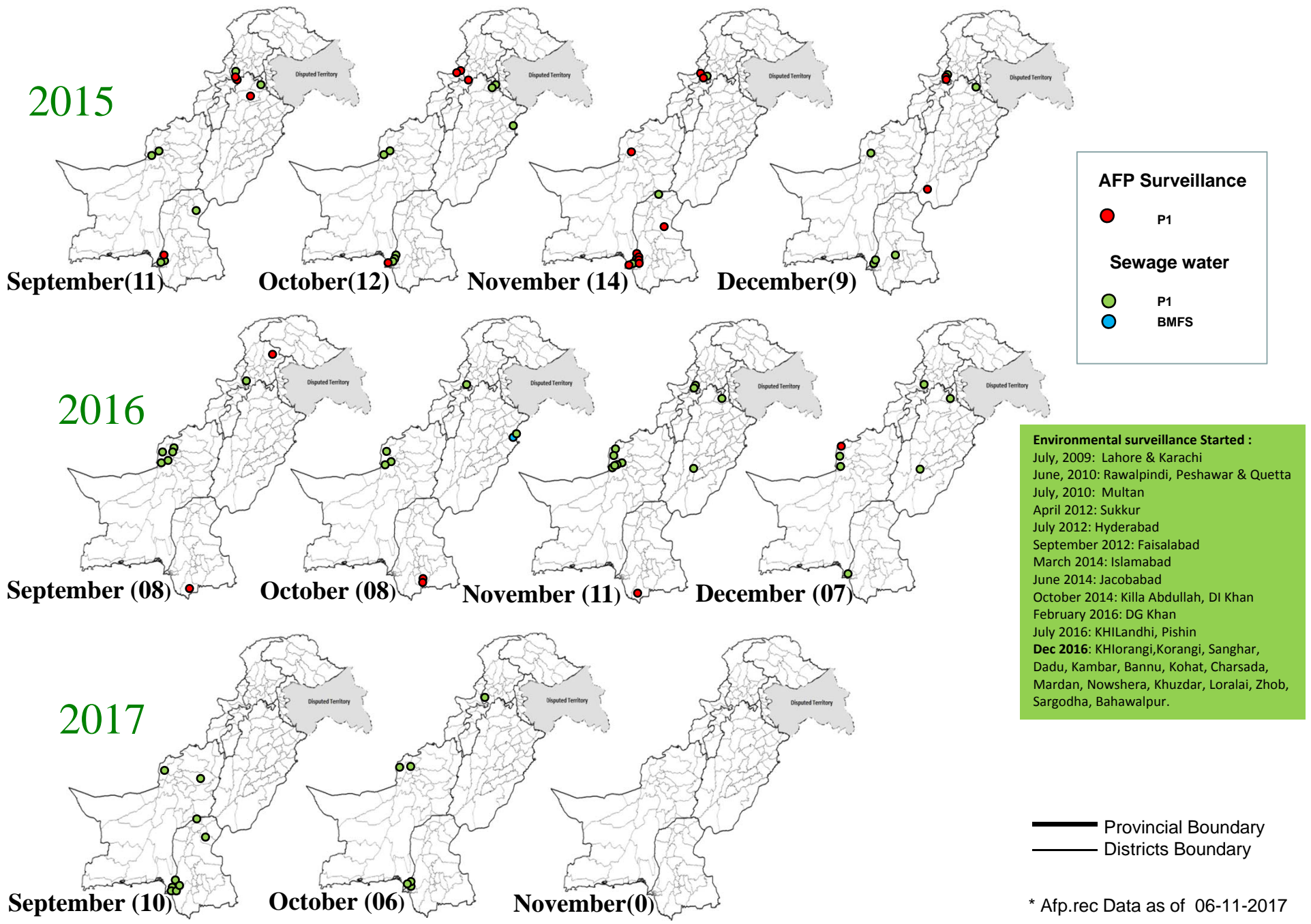
* Afp.rec Data as of 06-11-2017

Map 4.1: Monthly Comparison of Polio Cases/Isolates 2015-2017*



* Afp.rec Data as of 06-11-2017

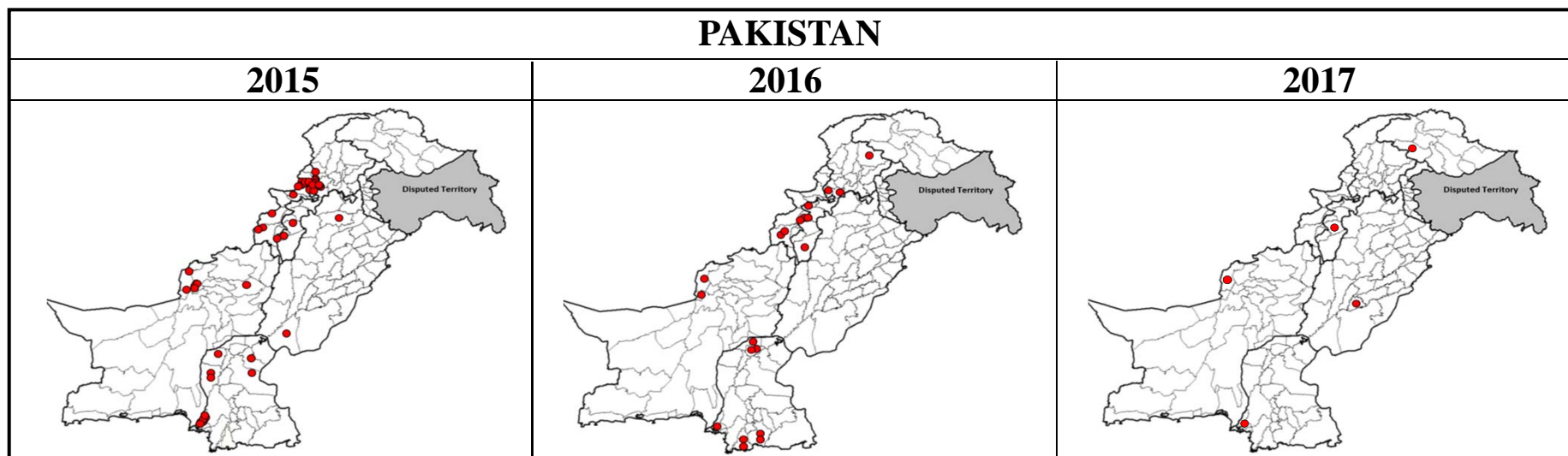
Map 4.2: Monthly Comparison of Polio Cases/Isolates 2015-2017*



* Afp.rec Data as of 06-11-2017

Table 5: Polio Eradication Update, Pakistan 2015-2017*

Province/Region	Polio 1		
	2015	2016	2017
FATA	16	02	-
KP	17	08	01
SINDH	12	08	01
PUNJAB	02	-	01
BALUCHISTAN	07	02	01
AJK	-	-	-
Gilgit-Baltistan	-	-	01
ISLAMABAD	-	-	-
PAKISTAN	54	20	05

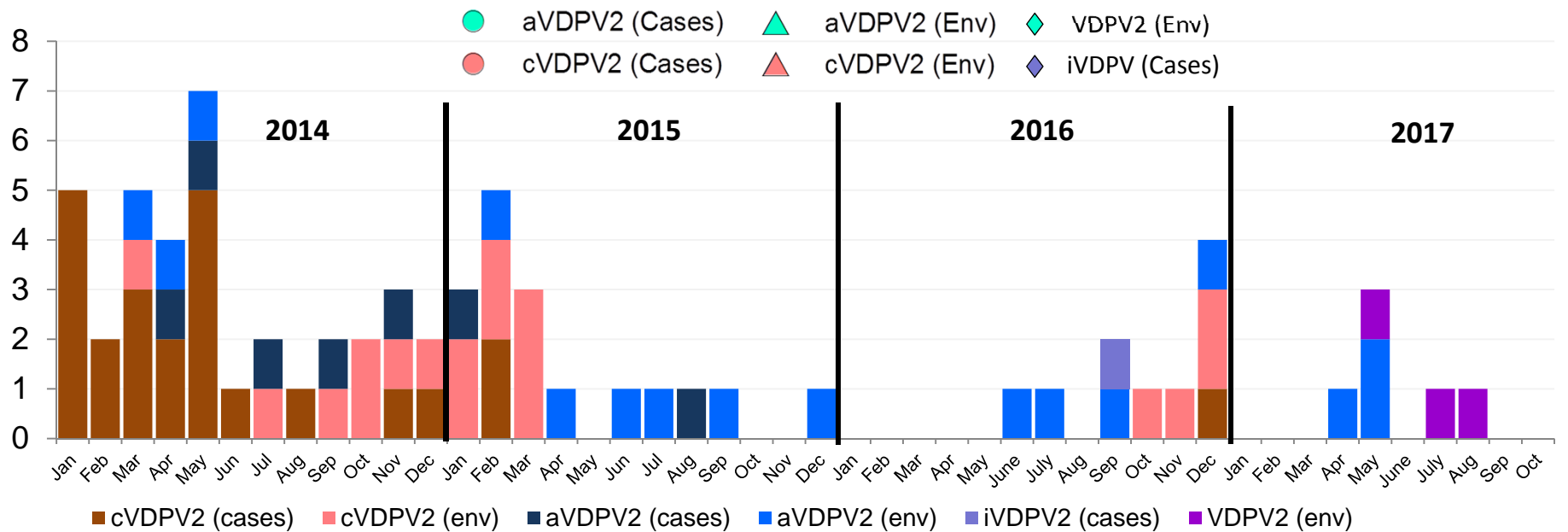
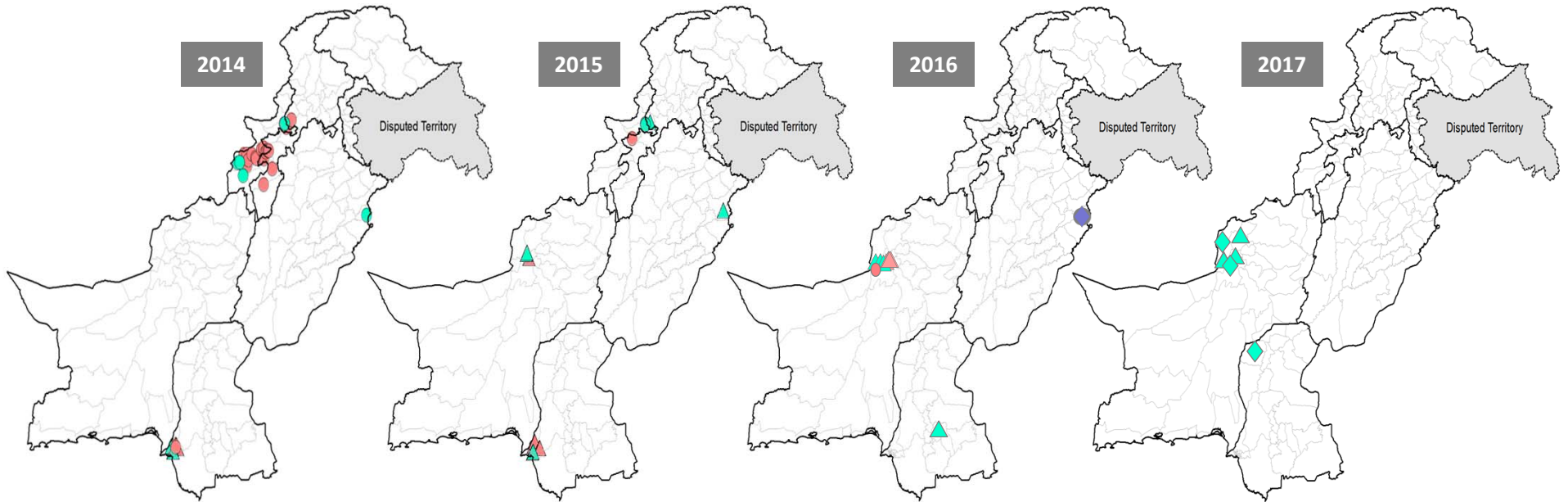


* Afp.rec Data as of 06-11-2017

VDPV2 isolates, 2013 to 2017*

DISTRICT	2013		2014				2015				2016						2017											
	aVDPV-2		cVDPV-2		aVDPV-2		cVDPV-2		aVDPV-2		cVDPV-2		aVDPV-2		iVDPV-2		cVDPV-2		VDPV 2		aVDPV-2		iVDPV-2		cVDPV-2		VDPV 2	
	Cases	Env	Cases	Env	Cases	Env	Cases	Env	Cases	Env	Cases	Env	Cases	Env	Cases	Env	Cases	Env	Env	Cases	Env	Cases	Env	Cases	Env	Cases	Env	
JAFARABAD		1																										
MASTUNG		1																										
PISHIN																									1			
QUETTA								2	1			3				1	4							2			1	
KABDULAH																											1	
BALOCHISTAN		2						2	1			3				1	4						3				2	
FR BANNU							8																					
KHYBER					1	2		1	1																			
MOHMAND		1																										
WAZIR-N		41			2	7																						
WAZIR-S					1																							
FATA		42			4	17		1	1																			
BANNU						1																						
HANGU									1																			
LAKKIMRWT						1																						
PESHAWAR						1		1																				
KPAKHTUNKHWA						3		1	1																			
LAHORE					1			1					1															
PUNJAB					1			1					1															
KAMBAR																											1	
KHIGADAP		4	2		2	1	7				6																	
KHIGIQBAL					1				2																			
KHIGULBERG								1																				
HYDERABAD													1															
SINDH		4	2		3	1	7	1	2	6		1															1	
PAKISTAN		48	2		5	3	21	7	2	6	2	7	4	1		1	4						3				3	

VDPV isolates (Cases + ES), 2014 – 2017*



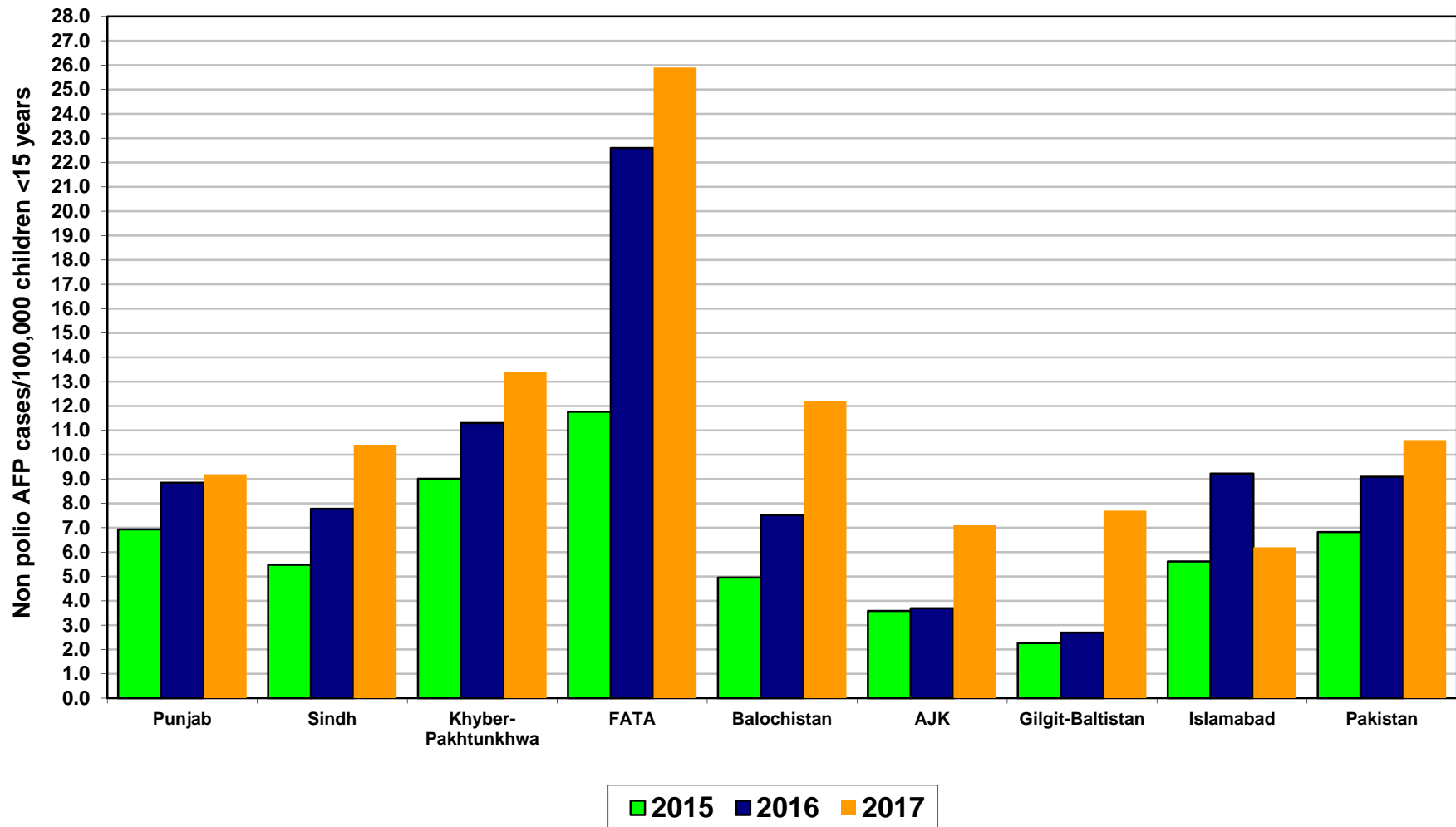
* Afp.rec Data as of 06-11-2017

Table 6: Vaccination status of non polio AFP cases age 6-59 months 2015-2017*

REGION	0 dose			1-2 doses			3 doses			4-6 doses			7+ doses		
	15	16	17	15	16	17	15	16	17	15	16	17	15	16	17
Central Punjab	0%	0%	0%	0%	0%	0%	0%	1%	1%	3%	3%	3%	96%	97%	96%
North Punjab	0%	0%	0%	0%	0%	0%	1%	0%	1%	3%	2%	1%	95%	98%	97%
South Punjab	0%	0%	0%	0%	0%	0%	1%	0%	0%	2%	2%	2%	97%	98%	98%
PUNJAB	0%	0%	0%	0%	0%	0%	0%	0%	1%	3%	2%	2%	96%	97%	97%
Karachi	2%	0%	1%	3%	1%	1%	1%	1%	1%	5%	5%	8%	89%	93%	90%
North Sindh	0%	0%	0%	1%	0%	0%	1%	0%	0%	8%	5%	3%	90%	94%	97%
South Sindh	0%	0%	0%	1%	1%	0%	1%	1%	1%	7%	6%	4%	91%	92%	94%
SINDH	0%	0%	0%	1%	1%	0%	1%	1%	0%	7%	5%	5%	90%	93%	94%
Central Khyber Pakhtunkhwa	1%	0%	1%	1%	0%	0%	1%	0%	0%	3%	1%	1%	94%	99%	98%
North Khyber Pakhtunkhwa	1%	1%	1%	1%	1%	1%	1%	0%	1%	4%	2%	4%	94%	96%	94%
South Khyber Pakhtunkhwa	1%	0%	1%	1%	1%	3%	2%	1%	2%	11%	1%	4%	83%	96%	92%
Khyber Pakhtunkhwa	1%	0%	1%	1%	1%	1%	1%	0%	1%	5%	1%	2%	91%	97%	95%
FATA	3%	0%	0%	3%	2%	0%	4%	1%	0%	7%	10%	9%	84%	88%	91%
Rest of Balochistan	11%	7%	3%	9%	7%	8%	2%	2%	3%	25%	23%	12%	54%	62%	73%
North Balochistan	11%	0%	5%	14%	3%	5%	0%	3%	2%	17%	10%	11%	57%	83%	77%
Quetta Block	3%	1%	1%	15%	1%	2%	9%	4%	4%	12%	10%	6%	61%	83%	86%
BALUCHISTAN	9%	2%	2%	12%	3%	4%	3%	3%	3%	19%	13%	9%	56%	80%	82%
PAKISTAN	1%	0%	0%	1%	1%	1%	1%	1%	1%	5%	4%	4%	92%	95%	95%

* Afp.rec Data as of 06-11-2017

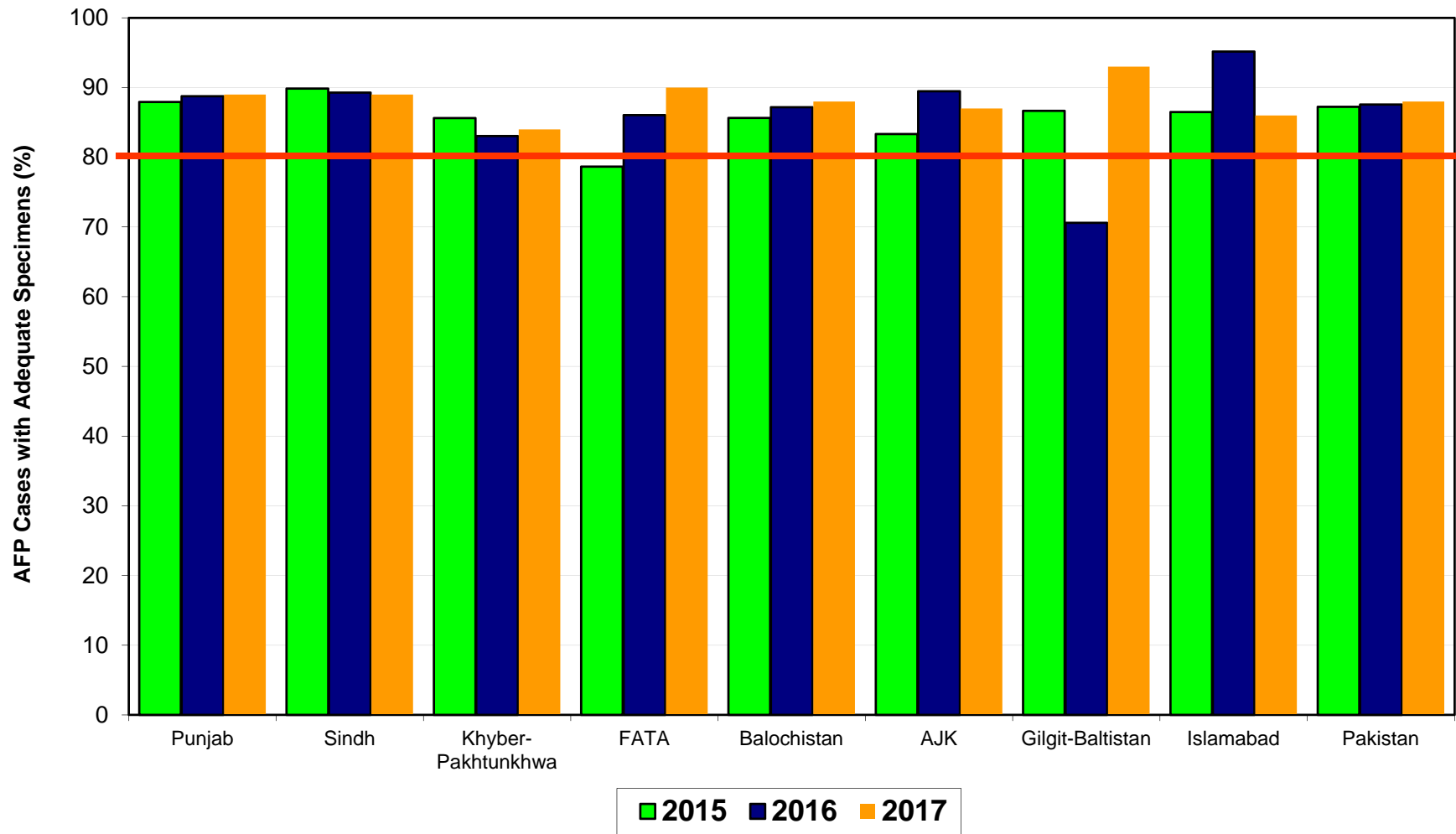
Non Polio AFP Rate By Province/Regions, 2015-2017*



Minimum Target Non-Polio AFP Rate for Tier-1 and Tier-2 districts is 6/100000 < 15 years of the age
 Minimum Target Non-Polio AFP Rate for Tier-3 and Tier-4 districts is 3/100000 < 15 years of the age

* Afp.rec Data as of 06-11-2017

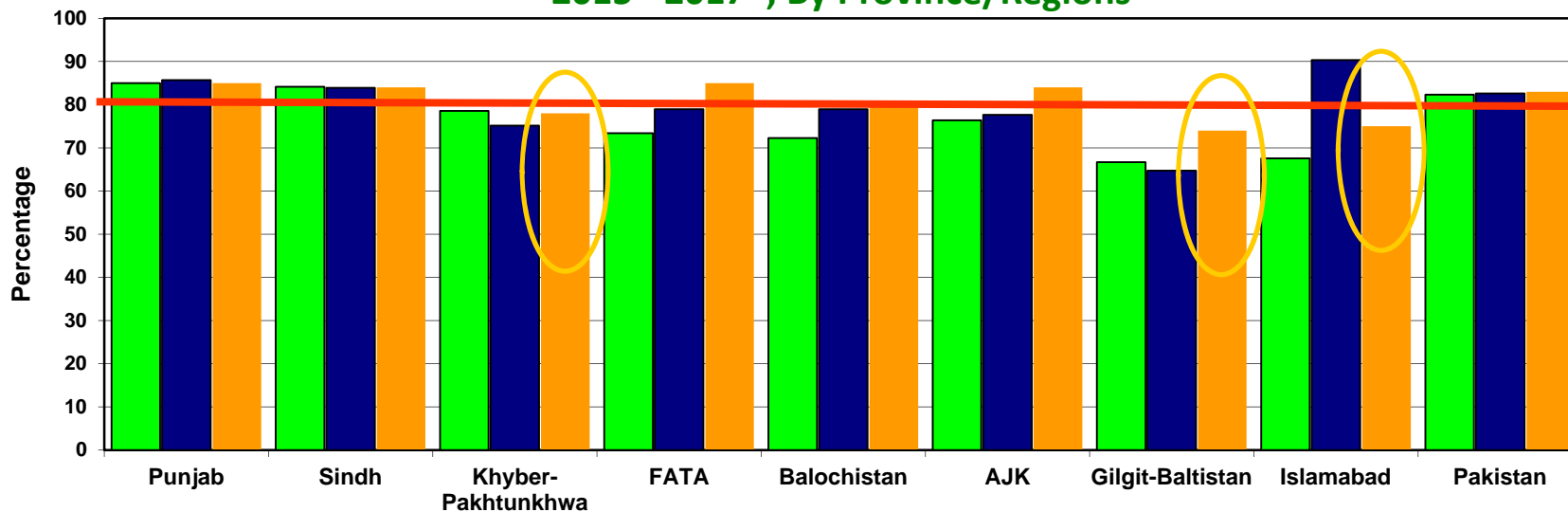
Percent AFP Cases with Adequate Specimens By Province/Regions, 2015-2017*



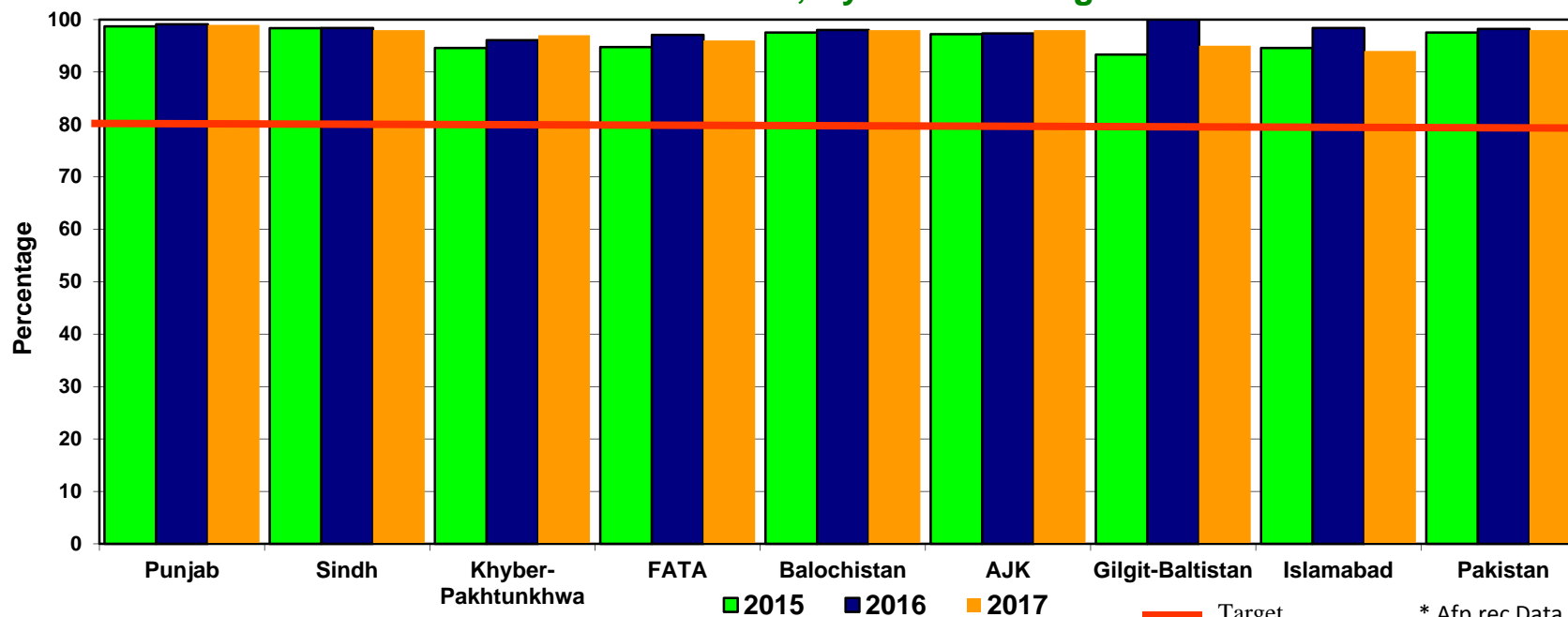
* Afp.rec Data as of 06-11-2017

— Target Adequate Sample cases = 80%

**Graph 5: Percent AFP Cases Notified within 07 days of paralysis onset
2015 - 2017*; By Province/Regions**



**Graph 6: Percent AFP Cases Investigated within 48 hours of notification
2015 ~ 2017*; By Province/Regions**

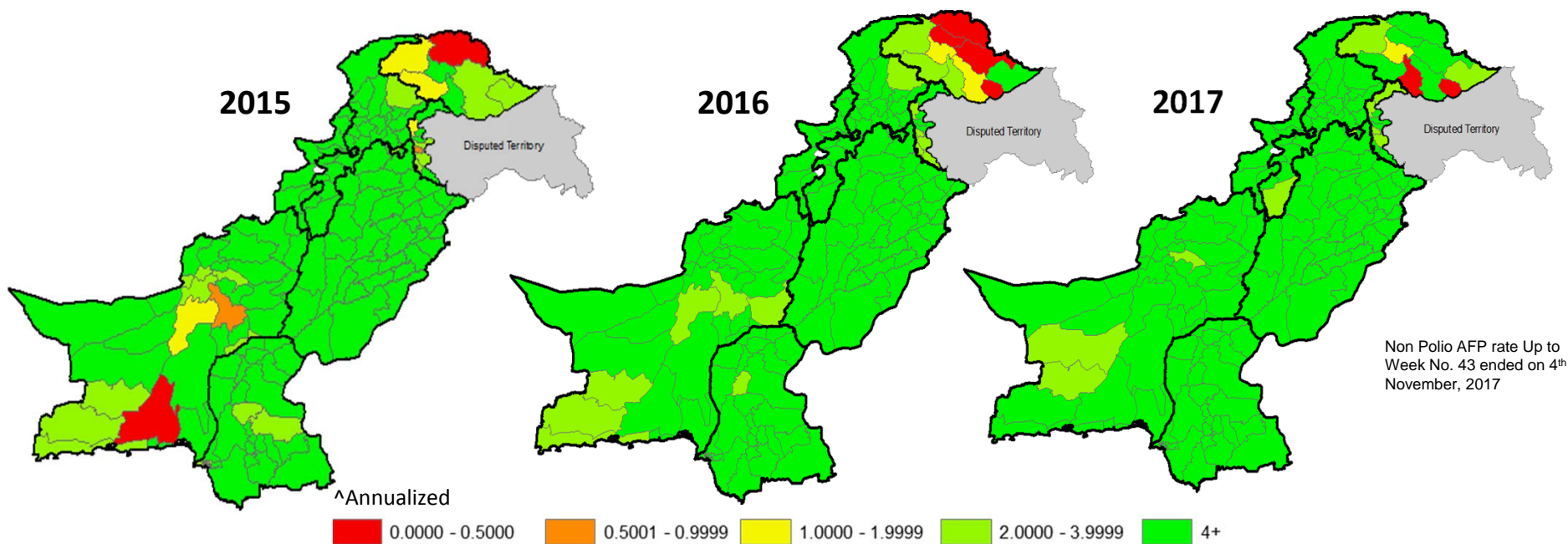


■ 2015 ■ 2016 ■ 2017

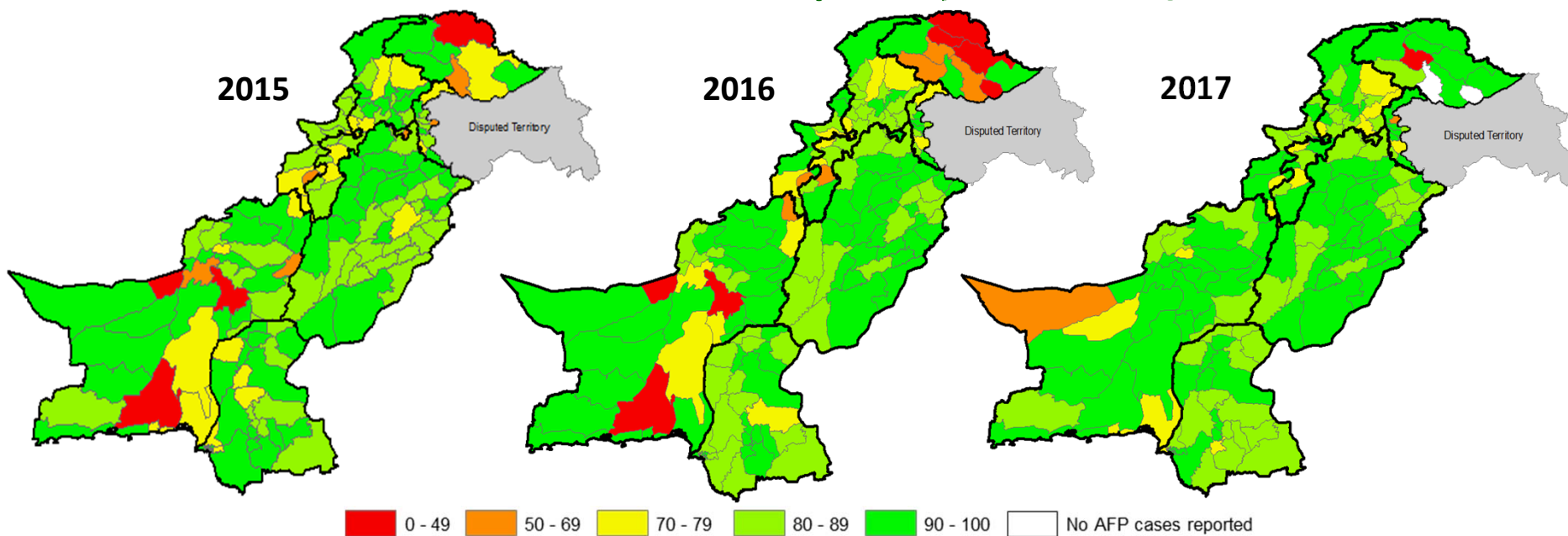
— Target

* Afp.rec Data as of 06-11-2017

Non-Polio ^ AFP Rate by District



Percent AFP Cases with Adequate Specimens, by District



**Table 7.3: AFP CASES PENDING FOR CLASSIFICATION
WITH DATE OF ONSET MORE THAN 90 DAYS* 2017 (1/2)**

S. No	DISTRICT	TEHSIL	EPID	SEX	AGE	DONSET	DOSESE	DSTOOL1	DSTOOL2	LAB	FEVER	ASVM	PROG	FUP	PEND (DAYS)
1	BHAKKAR	KALUR KOT	PB/44/17/035	M	168	24-07-17	7+	12-08-17	13-08-17	NVI	Y	N	Y	Y	104
2	CHAKWAL	CHAKWAL	PB/13/17/047	M	12	03-07-17	7+	03-10-17	05-10-17	NVI	Y	Y	UK	Y	125
3	FAISALABAD	JARANWALA	PB/51/17/146	M	162	23-05-17	3	LATE NOTIFIED			Y	Y	UK	Y	166
4	FAISALABAD	TANDLIAN WALA	PB/51/17/151	M	84	28-07-17	7+	14-08-17	16-08-17	EV	N	N	Y	Y	100
5	FAISALABAD	FAISALABAD SADAR	PB/51/17/163	M	32	27-07-17	7+	13-08-17	14-08-17	NVI	N	Y	Y		101
6	FAISALABAD	FAISALABAD CITY	PB/51/17/201	F	20	22-07-17	7+	LATE NOTIFIED			N	Y	UK	Y	106
7	FAISALABAD	JARANWALA	PB/51/17/154	F	18	24-06-17	7+	04-10-17	07-10-17	EV	Y	N	Y		134
8	FAISALABAD	FAISALABAD SADAR	PB/51/17/209	M	11	04-08-17	7+	LATE NOTIFIED			N	Y	Y		93
9	GUJRANWALA	AROOP	PB/21/17/125	F	18	26-06-17	7+	01-07-17		NVI	Y	Y	Y	DIED	132
10	GUJRANWALA	KHIALI SHAHPUR	PB/21/17/163	M	18	02-08-17	7+	07-09-17	09-09-17	EV	Y	N	Y	Y	95
11	GUJRANWALA	AROOP	PB/21/17/165	F	33	01-08-17	7+	10-09-17	11-09-17	NVI	Y	N	N	Y	96
12	GUJRAT	KHARIAN	PB/23/17/075	M	144	06-08-17	7+	11-08-17		NVI	N	N	Y	DIED	91
13	GUJRAT	KHARIAN	PB/23/17/087	M	42	18-07-17	7+	12-09-17	13-09-17	EV	Y	Y	Y	Y	110
14	HAFIZABAD	PINDI BHATTIAN	PB/22/17/053	F	156	28-07-17	7+	10-08-17	12-08-17	NVI	N	N	Y	Y	100
15	KASUR	PATTOKI	PB/32/17/060	M	58	27-06-17	7+	12-07-17	15-07-17	EV	N	N	Y	Y	131
16	KASUR	CHUNIAN	PB/32/17/069	M	3	12-07-17	2	02-08-17	04-08-17	EV	N	N	Y	DIED	116
17	KASUR	PATTOKI	PB/32/17/070	M	27	30-06-17	7+	LATE NOTIFIED			Y	Y	Y	Y	128
18	KHANEWAL	KABIRWALA	PB/62/17/058	F	156	02-08-17	7+	DIED BEFORE STOOL			N	N	Y	DIED	95
19	KHANEWAL	KABIRWALA	PB/62/17/061	F	1	01-07-17	1	11-08-17	12-08-17	NVI	N	N	Y	Y	127
20	KHUSHAB	KHUSHAB	PB/42/17/037	M	30	29-07-17	7+	LATE NOTIFIED			N	Y	UK	Y	99
21	LAHORE	SAMNABAD	PB/31/17/154	F	83	03-07-17	7+	DIED BEFORE STOOL			Y	N	N	DIED	125
22	LAHORE	AZIZ BHATTI TOWN	PB/31/17/146	F	48	11-07-17	7+	25-07-17	26-07-17	NVI	Y	Y	Y	Y	117
23	LAHORE	RAVI TOWN	PB/31/17/157	M	78	28-06-17	7+	26-07-17	28-07-17	NVI	N	N	N	Y	130
24	LAHORE	DATA GUNJ BUKSH TOWN	PB/31/17/175	M	72	26-07-17	7+	13-08-17	14-08-17	EV	N	Y	Y	Y	102
25	LAHORE	RAVI TOWN	PB/31/17/204	M	18	20-07-17	7+	LATE NOTIFIED			Y	Y	Y	Y	108
26	LAHORE	NISHTAR TOWN	PB/31/17/211	F	7	04-05-17	7+	LATE NOTIFIED			Y	Y	Y	Y	185
27	LAYYAH	KAROR LAL ESAN	PB/84/17/063	M	84	02-08-17	7+	15-09-17	16-09-17	NVI	Y	Y	Y		95
28	LODHAN	LODHAN	PB/64/17/053	F	36	26-07-17	7+	21-08-17	23-08-17	NVI	Y	N	Y	Y	102
29	MBDIN	MANDI BAHAUDDIN	PB/24/17/027	F	4	03-07-17	5	DIED BEFORE STOOL			N	Y	Y	DIED	125
30	MIANWALI	MIANWALI	PB/43/17/051	F	9	30-07-17	7+	01-08-17		NVI	Y	N	Y		98
31	MULTAN	JALALPUR PIRWALA	PB/61/17/095	F	36	24-07-17	7+	27-07-17		EV	Y	N	Y	DIED	104
32	MUZFARGARH	KOT ADDU	PB/83/17/178	M	21	05-08-17	7+	26-08-17	28-08-17	EV	Y	Y	Y		92
33	MUZFARGARH	JATOI	PB/83/17/180	M	23	02-08-17	7+	28-08-17	29-08-17	EV	N	N	Y		95
34	MUZFARGARH	JATOI	PB/83/17/182	M	36	27-07-17	7+	28-08-17	29-08-17	EV	N	Y	Y		101
35	NAROWAL	SHAKARGARH	PB/26/17/039	F	36	05-08-17	7+	20-09-17	21-09-17	EV	Y	Y	Y	Y	92
36	PAKPATTEN	PAKPATTAN	PB/66/17/044	M	17	07-07-17	7+	19-07-17	26-07-17	EV	N	Y	Y	Y	121
37	RAJANPUR	ROJHAN	PB/82/17/100	F	48	13-04-17	7+	LATE NOTIFIED			Y	Y	UK	Y	206
38	RAWALPINDI	RAWALPINDI	PB/11/17/175	M	38	04-08-17	6	LATE NOTIFIED			Y	Y	Y	Y	93
39	SHEIKUPURA	FEROZEWALA	PB/33/17/074	F	108	23-07-17	7+	24-08-17	25-08-17	NVI	Y	Y	Y	Y	105
40	SIKOT	SIKOT	PB/25/17/069	M	18	24-07-17	7+	06-09-17	07-09-17	NVI	Y	Y	Y	Y	104
41	TTSINGH	KAMALIA	PB/52/17/077	F	1	29-06-17	0	21-07-17	22-07-17		N	Y	Y		129
42	VEHARI	BUREWALA	PB/63/17/065	M	54	17-06-17	7+	LATE NOTIFIED			N	N	N	Y	141

* Afp.rec Data as of 06-11-2017

€ Based on recall of parents

60 days Follow-up not done

FUP = Residual Weakness at 60 days follow up.

**Table 7.3: AFP CASES PENDING FOR CLASSIFICATION
WITH DATE OF ONSET MORE THAN 90 DAYS* 2017 (2/2)**

S. No	DISTRICT	TEHSIL	EPID	SEX	AGE	DONSET	DOSESE	DSTOOL1	DSTOOL2	LAB	FEVER	ASVM	PROG	FUP	PEND (DAYS)
43	BADIN	TANDO BAGO	SD/23/17/051	M	36	18-06-17	7+	LATE NOTIFIED			Y	Y	N	Y	140
44	GHOTKI	MIRPUR MATHELO	SD/42/17/061	F	21	28-07-17	7+	30-08-17	31-08-17	EV	Y	Y	Y	Y	100
45	KAMBAR	KAMBAR	SD/55/17/048	F	24	28-07-17	7+	24-08-17	25-08-17	EV	Y	Y	Y	Y	100
46	KAMBAR	QUBOSAEEDKHAN	SD/55/17/045	F	48	27-07-17	7+	19-08-17	20-08-17	NVI	Y	N	Y	Y	101
47	KASHMORE	KANDHKOT	SD/54/17/028	M	24	17-07-17	7+	DIED BEFORE STOOL			Y	Y	Y	DIED	111
48	KASHMORE	TANGWANI	SD/54/17/036	M	24	12-07-17	7+	17-10-17	18-10-17		Y	Y	Y	Y	116
49	KHAIRPUR	KINGRI	SD/43/17/062	F	2	13-07-17	4	06-08-17	07-08-17	VACC	Y	N	Y	Y	115
50	KHAIRPUR	KHAIRPUR	SD/43/17/071	M	11	05-08-17	7+	09-09-17	10-09-17	EV	Y	Y	Y	Y	92
51	SANGHAR	TANDO ADAM	SD/32/17/040	M	5	25-07-17	7+	13-08-17	15-08-17	VACC	Y	N	Y	Y	103
52	SHIKARPUR	GARHI YASIN	SD/52/17/051	F	36	15-07-17	7+	LATE NOTIFIED			Y	Y	Y	Y	113
53	SHIKARPUR	SHIKARPUR	SD/52/17/052	F	48	30-07-17	7+	LATE NOTIFIED			N	Y	Y	Y	98
54	TMKHAN	B.S.KARIM	SD/26/17/013	M	60	30-04-17	7+	31-05-17	01-06-17	NVI	Y	Y	UK	Y	189
55	BANNU	BANNU	KP/61/17/036	F	6	27-04-17	1	LATE NOTIFIED			UK	N	UK	Y	192
56	DIRUPPER	DIR	KP/25/17/024	F	72	06-06-17	7+	13-07-17	14-07-17	NVI	Y	N	Y	Y	152
57	MARDAN	MARDAN	KP/40/17/124	M	8	08-07-17	7+	21-08-17	23-08-17	EV	Y	Y	Y	Y	120
58	MARDAN	MARDAN	KP/40/17/164	F	24	06-06-17	7+	07-10-17	09-10-17	EV	Y	Y	Y		152
59	SHANGLA	ALPURI	KP/26/17/017	M	72	10-04-17	7+	26-04-17	27-04-17	EV	Y	Y	UK	Y	209
60	SHANGLA	MARTOONG	KP/26/17/030	M	19	25-06-17	7+	28-07-17	29-07-17	NVI	Y	Y	UK	Y	133
61	SHANGLA	ALPURI	KP/26/17/037	F	48	05-08-17	7+	24-08-17	25-08-17	NVI	Y	N	Y		92
62	SHANGLA	BISHAM	KP/26/17/028	M	11	29-03-17	7+	LATE NOTIFIED			N	Y	Y	Y	221
63	SHANGLA	PURAN	KP/26/17/038	F	26	24-06-17	7+	LATE NOTIFIED			Y	Y	Y	Y	134
64	TANK	TANK	KP/63/17/019	M	120	08-07-17	7+	02-08-17	03-08-17	EV	Y	Y	UK		120
65	JAFARABAD	JHAT PAT	BN/43/17/021	F	36	25-05-17	7+	LATE NOTIFIED			Y	N	Y	Y	164
66	LASBELA	BELA	BN/55/17/015	M	8	11-07-17	7+	05-08-17	06-08-17	NVI	Y	N	Y	Y	117
67	NSIRABAD	DMJAMALI	BN/41/17/021	M	11	24-05-17	6	LATE NOTIFIED			Y	Y	Y	Y	165
68	BAGH	BAGH	AJ/50/17/008	M	1	26-05-17	3	DIED BEFORE STOOL			Y	N	Y	DIED	163
69	HATTIAN	HATTIAN	AJ/90/17/001	F	156	05-03-17	3	30-03-17	31-03-17	NVI	Y	N	Y	Y	245
70	HATTIAN	HATTIAN	AJ/90/17/005	M	174	15-06-17	7+	21-07-17	22-07-17	NVI	N	N	N	Y	143
71	HAVELI	HAVELI	AJ/51/17/002	M	13	18-02-17	7+	24-05-17	25-05-17	EV	N	Y	Y	Y	260
72	KOTLI	KOTLI	AJ/30/17/002	F	156	01-01-17	7+	17-02-17			Y	Y	Y	Y	308
73	MIRPUR	MIRPUR	AJ/20/17/002	F	42	20-01-17	7+	19-02-17		NVI	Y	N	N	Y	289
74	MIRPUR	MIRPUR	AJ/20/17/007	F	59	17-06-17	7+	DIED BEFORE STOOL			N	Y	Y	DIED	141
75	POONCH	HAJIRA	AJ/40/17/008	M	136	08-02-17	7+	14-03-17	15-03-17	NVI	N	N	Y	Y	270
76	POONCH	HAJIRA	AJ/40/17/013	F	24	19-03-17	7+	28-04-17	29-04-17	NVI	Y	Y	Y	DIED	231
77	SUDNUTI	PALLANDARI	AJ/70/17/003	F	24	14-07-17	7+	06-08-17	07-08-17	NVI	Y	N	Y	Y	114
78	ICT	ICT	IB/02/17/024	M	33	30-04-17	7+	23-05-17	25-05-17	NVI	UK	UK	Y	Y	189
79	WAZIR-S	BIRMAL	FT/65/17/017	F	24	16-06-17	7+	02-07-17	05-08-17	EV	Y	Y	Y		142

* Afp.rec Data as of 06-11-2017

€ Based on recall of parents

60 days Follow-up not done

FUP = Residual Weakness at 60 days follow up.