



**World Health
Organization**

**Weekly
AFP Surveillance Update
Pakistan**

Week 43 (*Ended on 27th Oct, 2018*)

National Surveillance Cell

World Health Organization Country Office,
Chak Shahzad, Park Road,
Islamabad, Pakistan

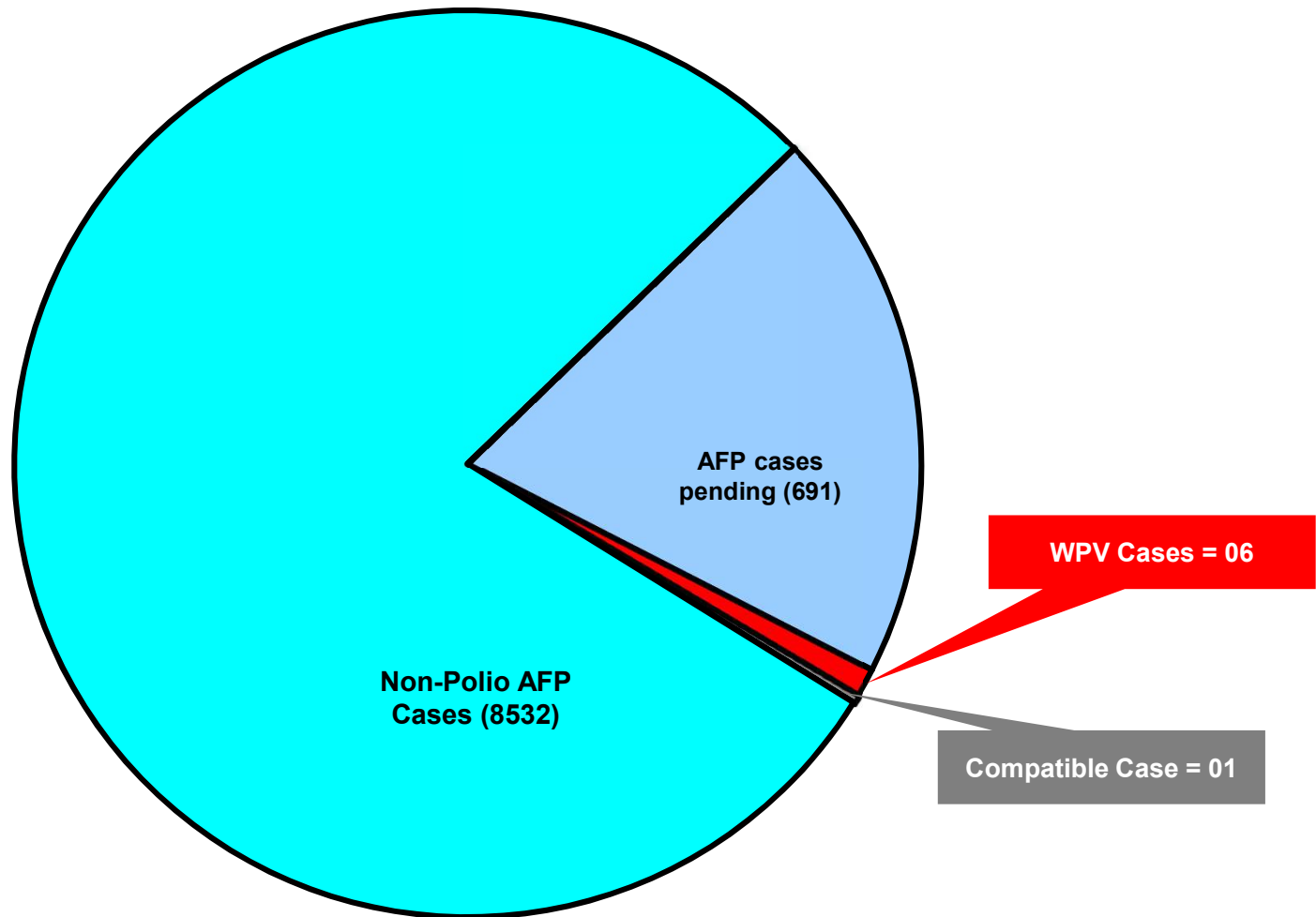
Tel: +92-51 9255123 / 9255282 /9255184

AFP Surveillance



<http://www.emro.who.int/pak/information-resources>

AFP Case Profile, 2018*



Total AFP Cases Reported = 9230

^ 314 Inadequate cases not due for FUP

^ 377 AFP Cases pending in Lab

^107 AFP Cases pending for classification by ERC

* Afp.rec Data as of 29-10-2018

Table 1.1: List of Confirmed Polio Cases, Pakistan 2018*

S.NO.	PROVINCE/ REGION	DISTRICT	TEHSIL	EPID NO.	SEX	AGE (m)	DATE ONSET OF PARALYSIS	NO. OPV DOSES (based on parents recall)		FEVER	Asymmetric Paralysis	Rapid Progression	REFUSAL	WPV TYPE	GENETICS
								Routine	SIA's						Cluster
01	BALUCHISTAN	DUKI	DUKI	BN/65/18/003	M	38	08-Mar-18	0	7+	Y	Y	Y	N	NSL1	R4B5C4
02	BALUCHISTAN	DUKI	DUKI	BN/65/18/005	F	18	15-Apr-18	0	7	Y	Y	Y	N	NSL1	R4B5C4D
03	BALUCHISTAN	DUKI	DUKI	BN/65/18/007	M	18	18-May-18	0	3	Y	Y	Y	N	NSL1	R4B5C4D
04	KPAKHTUNKHW	CHARASADA	CHARASADA	KP/31/18/100	M	19	1-Aug-18	3	7+	Y	Y	Y	N	NSL1	R4B5C5B2
05	SINDH	KHIGADAP	GADAP	SD/63/18/041	F	42	22-09-18	3	7+	Y	Y	Y	N	NSL1	R4B5C4D
06	KPTD	KHYBER	LANDI KOTAL	TD/34/18/104	F	55	25-09-18	0	7	N	Y	Y	N	NSL1	R4B5C5B2

* Afp.rec Data as of 29-10-2018

Table 3: Urgent/ITD Pending Cases

S. #	Basic information							OPV doses				Urgent		Prov Diagnosis	Lab update			Remarks		
	District	Tier	Tehsil	Union council	Epid number	Date of Onset	Age (Y)	Sex	Date of 1st stool	Stool Adeq	Ri	SAs	Last 6 SAs		Last dose	Field	NSC %		Lab No.	Days Inoc
Isolates pending for ITSD																				
1	BAJOUR	2	WARA MAMOUND	KHARAI KAMAR	TD/33/18/085-C1		48	F	12-Oct-18	-	-	-	24-Sep-18	N	-	-	12146	3	L20B+	
2	BAJOUR	2	WARA MAMOUND	KHARAI KAMAR	TD/33/18/085-C3		24	F	12-Oct-18	-	-	-	24-Sep-18	N	-	-	12147	5	L20B+	
3	BAJOUR	2	UTMANKHEL	ARANG	TD/33/18/092	03-Oct-18	24	F	05-Oct-18	Y	3	7+	6	26-Sep-18	N	N	11953	5	L20B+	TRAUMATIC ARTHRITIS
4	BAJOUR	2	LOE MAMOUND	GHAKHAI	TD/33/18/094	07-Oct-18	144	F	08-Oct-18	Y	3	7+	0		N	N	12137	5	L20B+	BELLS PALSY
5	SHEIKHUPURA		SAFDARABAAD	SALAR	PB/33/18/113	14-Oct-18	104	M	18-Oct-18	Y	3	7	0		N	N	12477	4	L20B+	MOSITS
6	PAKPATTEN	4	ARIFWALA	58	PB/66/18/075-C1		8	F	15-Oct-18	-	-	-	24-Sep-18	N	-	-	12364	5	L20B+	
Reported urgent (by field / NSC% criteria)																				
7	TORGHAR	2	JUDBAH	JUDBA	KP/15/18/010	03-Oct-18	12	M	14-Oct-18	Y	0	3	3	26-Sep-18	N	Y	12299	11	UP	PCM HYPOKALEMIA
8	BAJOUR	2	WARA MAMOUND	KHARAI KAMAR	TD/33/18/085	01-Sep-18	84	M	10-Oct-18	Y	3	7+	0		N	Y	12187	13	UP	MENINGITIS
9	FAISALABAD	4	TANDLIANWALA	UC 87	PB/51/18/221	12-Oct-18	5	M	19-Oct-18	Y	2	3	3	24-Sep-18	N	Y	12589	5	UP	TRAUMATIC NEURITIS
10	GUJRANWALA	4	AROOPTOWN	UC 10	PB/21/18/216	11-Oct-18	11	M	17-Oct-18	Y	0	5	5	24-Sep-18	N	Y	12388	9	UP	HYPOCALMIC PARALYSIS
11	PAKPATTEN	4	ARIFWALA	58	PB/66/18/075	04-Sep-18	36	M		N	1	7+	6		N	N	12363		UP	DISLOCATION OF HIP JOINT
12	RAJANPUR	4	JAM PUR	BASTI RINDAN	PB/82/18/126	10-Oct-18	6	M	14-Oct-18	Y	3	3	3	25-Sep-18	N	Y	12380	10	UP	MONOPERSIS
13	JACOBABAD	2	GARHI KHAIRO	G KHAIRO	SD/53/18/060	11-Oct-18	1	M	17-Oct-18	Y	0	1	1	25-Sep-18	N	Y	12465	7	UP	HYPOKALEMIA
14	T.ALLAHYAR	4	TALUKA TANDO A. YAR	SHAIKH MOOSA	SD/27/18/031	22-Sep-18	12	M	04-Oct-18	N	0	4	4		N	Y	12042	18	UP	TRANSIENT ISCHEMIC ATTACK

* New addition § New results #Data not available # NSC Criteria = Fever, Rapid Progress, Age < 48 months and OPV Doses <7 UP = Under process
 Urgent (Field/NSC) / Inadequate specimens / Age 12-35 months / Zero OPV dose UPending for genomic sequencing

Point in time comparison of Polio Cases by Province/Region 2017 - 2018*

Region/ Province	No. of polio cases		No. of infected districts/towns		Most recent polio case
	2017	2018	2017	2018	
Balochistan	1	3	1	1	18-May-18
Sindh	1	1	1	1	22-Sept-18
Khyber Pakhtunkhwa	1	1	1	1	1-Aug-18
KP-TD	0	1	0	1	25-Sept-18
G-Baltistan	1	0	1	0	13-Feb-17
Punjab	1	0	1	0	28-Jan-17
Pakistan	5	6	5	4	25-Sept-18

Twenty three additional district / town declared infected based on environmental samples in 2018

* Afp.rec Data as of 29-10-2018

Table 2: LAB Update 2018*

Month of Onset	AFP Cases	No virus isolated	Cases Under Process		Isolated Viruses from stools						
			Culture	ITD	Vaccine viruses		NPEV		Wild	Results within 14 days	
	n	n	n	n	n	%	n	%	n	n	%
January	1010	843	0	0	76	8	91	9%	0	1010	100%
February	893	714	0	0	74	8	105	12%	0	893	100%
March	968	767	0	0	28	3	172	18%	1	967	100%
April	984	735	0	0	31	3	218	22%	1	984	100%
May	992	721	0	0	30	3	240	24%	1	991	100%
June	784	584	0	0	18	2	182	23%	0	784	100%
July	926	586	0	0	27	3	313	34%	0	926	100%
Aug	982	618	4	0	38	4	321	33%	1	977	99%
Sep	1001	633	37	2	61	6	269	27%	2	963	96%
October	532	79	419	3	3	1	34	6%	0	116	22%
Total	9072	6280	460	5	386	4	1945	21%	06	8611	95%

* Data as of Oct 29, 2018

Comparison of Environmental Sampling Results, 2017-18*

DISTRICT	2017					2018					Last
	TOTAL	WILD			TOTAL	WILD					
	n	GRAB n	BMFS n	TOTAL n %	n	GRAB n	BMFS n	TOTAL n %			
LAHORE	51			0 0%	48	7		7 15%	11-Oct-18		
MULTAN	29	1		1 3%	29			0 0%	9-Jan-17		
DGKHAN	30			0 0%	19	1	1	2 11%	12-Sep-18		
RAWALPINDI	22	6	2	8 36%	21	10	1	11 52%	10-Oct-18		
FAISALABAD	19			0 0%	18			0 0%	2-Jul-16		
SARGODHA	10			0 0%	9			0 0%			
BAHAWALPUR	9			0 0%	9			0 0%			
RAJANPUR					9			0 0%			
CDA	10	5		5 50%	10	6		6 60%	10-Oct-18		
KHIGIQBAL	22	5	1	6 27%	18	1		1 6%	13-Sep-18		
KHIGADAP	30	18		18 60%	29	11	1	12 41%	10-Oct-18		
KHIBALDIA	10	1		1 10%	10	2		2 20%	4-Sep-18		
KHILANDHI	10	5		5 50%	8	3		3 38%	30-Jul-18		
KHIKORANGI	10	1		1 10%	8			0 0%	16-Oct-17		
KHISITE	10	3		3 30%	10	2		2 20%	3-Sep-18		
KHISADDAR					9	1		1 11%	10-Sep-18		
KHILIAQAT					9	1		1 11%	7-Mar-18		
SUKKUR	26	1	1	2 8%	20		1	1 5%	8-Feb-18		
HYDERABAD	10			0 0%	10	1		1 10%	9-Feb-18		
JACOBABAD	11	1	1	2 18%	11	2	1	3 27%	12-Sep-18		
SANGHAR	10			0 0%	1			0 0%			
DADU	10			0 0%	10			0 0%			
KAMBAR	10	1		1 10%	9	3		3 33%	9-Jul-18		
PESHAWAR	23	4	2	6 26%	24	15	1	16 67%	10-Oct-18		
DIKHAN	19			0 0%	18			0 0%	16-Jul-16		
BANNU	8			0 0%	10		1	1 10%	31-Mar-18		
KOHAT	9			0 0%	10	5		5 50%	27-Sep-18		
CHARSADA	10			0 0%	9			0 0%			
MARDAN	10			0 0%	9			0 0%			
NOWSHERA	10			0 0%	9	1		1 11%	18-Sep-18		
KABDULAH	20	13		13 65%	19	4		4 21%	1-Oct-18		
QUETTA	41	10	1	11 27%	38	7		7 18%	20-Sep-18		
PISHIN	10	5		5 50%	9			0 0%	2-Oct-17		
KHUZDAR	10			0 0%	9			0 0%			
LORALAI	10	2		2 20%	8	2		2 25%	17-Aug-18		
ZHOB	10			0 0%	9			0 0%	18-Dec-17		
WAZIR-S					6			0 0%			
BAJOUR					6	4		4 67%	24-Sep-18		
PAKISTAN	539	82	8	90 17%	527	89	7	96 18%	11-Oct-18		

New Positive Samples

* Afp.rec Data as of 29-10-2018

WPV and cVDPV Cases by District in 2018

PROVINCE	DISTRICT	WPV Cases		cVDPV Cases	
		Onset of Last Case	Cases	Onset of Last Case	Cases
SINDH	KHIGADAP	22-Sep	1		
KPTD	KHYBER	25-Sep	1		
KP	CHARSADA	1-Aug	1		
BALUCHISTAN	DUKKI	18-May	3		
PAKISTAN		25-Sep	6		

Map 2.1: Point in Time Comparison of Wild Polio virus, Compatible and cVDPV2 isolates

Infected districts/Towns/Agencies/Areas

On the basis of WPV isolation

- WPV cases = 05
- Sewage water = 17 (no WPV case)
- Total = 22

2017

Source

AFP Surveillance

- P1 = 05
- Compatible = 0
- cVDPV Cases = -
- cVDPV Env = -

Sewage water

- Grab = 82
- BMFS = 08

Infected districts/Towns/Agencies/Areas

On the basis of WPV isolation

- WPV cases = 04
- Sewage water = 23 (no WPV case)
- Total = 27

2018

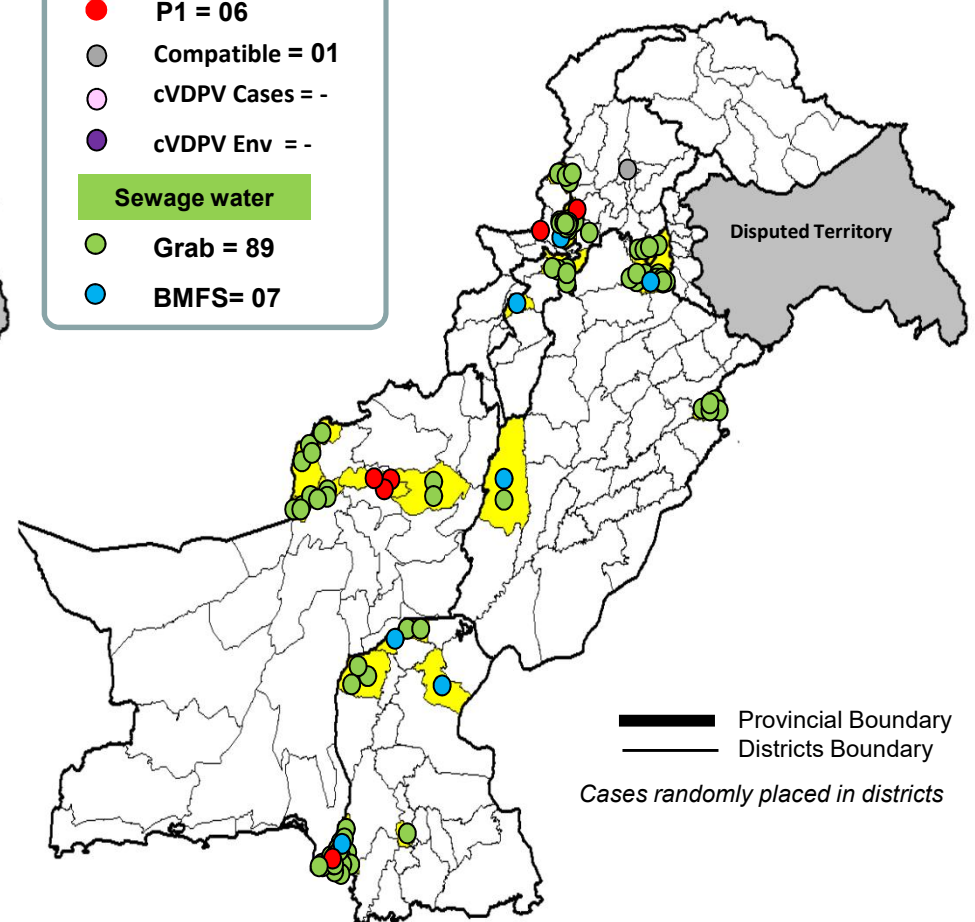
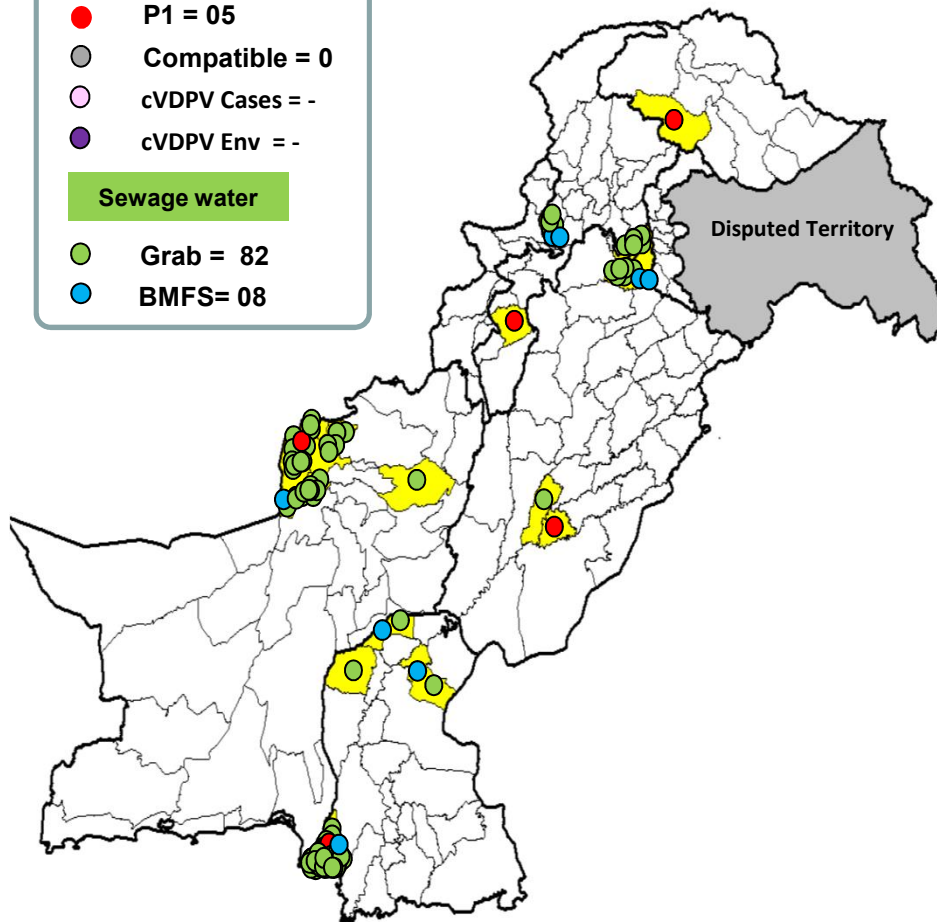
Source

AFP Surveillance

- P1 = 06
- Compatible = 01
- cVDPV Cases = -
- cVDPV Env = -

Sewage water

- Grab = 89
- BMFS = 07



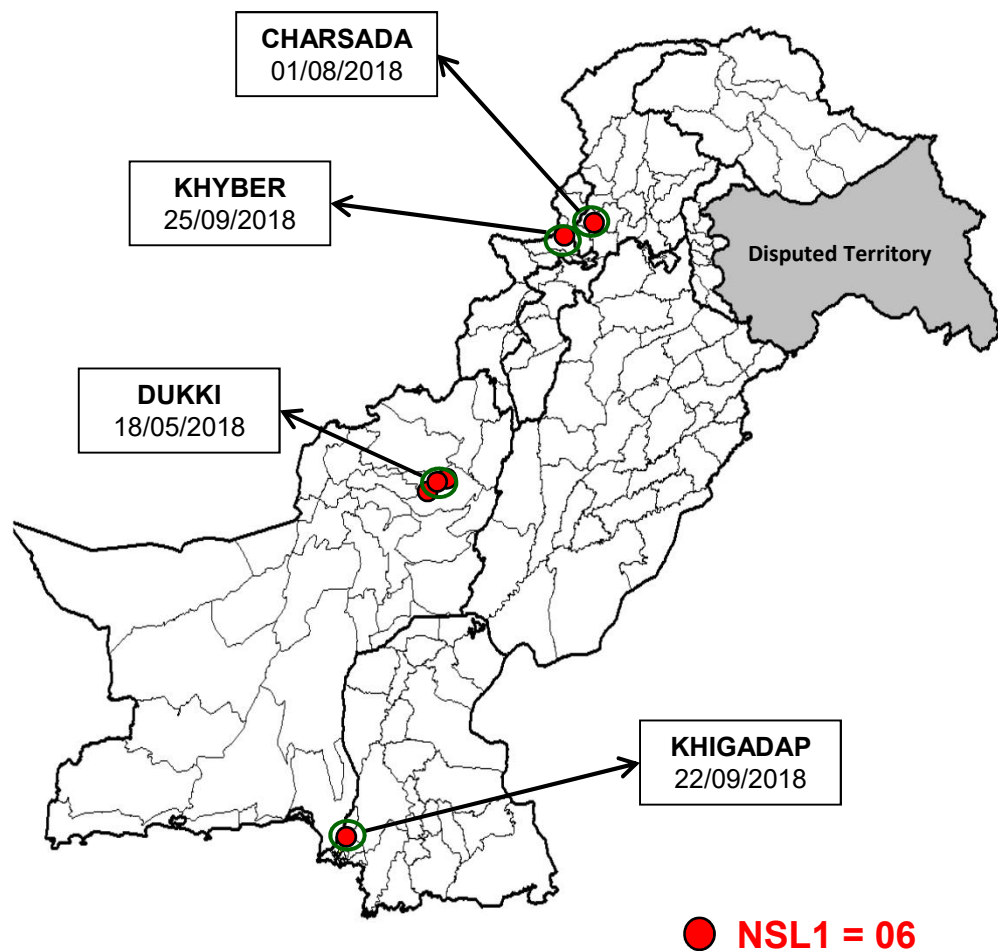
— Provincial Boundary
 — Districts Boundary

Cases randomly placed in districts

* Afp.rec Data as of 29-10-2018

Map1: Distribution of Wild Polio Cases Pakistan 2017-2018*

Districts/Towns with Wild Polio Cases = 04



Province/ Country	Date of Last Case		Number of cases 2017		Number of cases 2018	
	P1	P3	P1	P3	P1	P3
KP-TD	Sep, 2018	Apr, 2012	-	-	01	-
KHYBER-PAKHTUNKHWA	Aug, 2018	Oct, 2010	01	-	01	-
SINDH	Sep, 2018	Jan, 2010	02	-	01	-
BALUCHISTAN	May, 2018	Apr, 2010	03	-	03	-
PUNJAB	Jan, 2017	Jun, 2010	01	-	-	-
AJK	Jun, 2000	Jun, 2000	-	-	-	-
GILGIT-BALTISTAN	Feb, 2017	-	01	-	-	-
ISLAMABAD	Sep, 2008	Sep, 2008	-	-	-	-
PAKISTAN	Sep, 2018	Apr, 2012	08	-	06	-

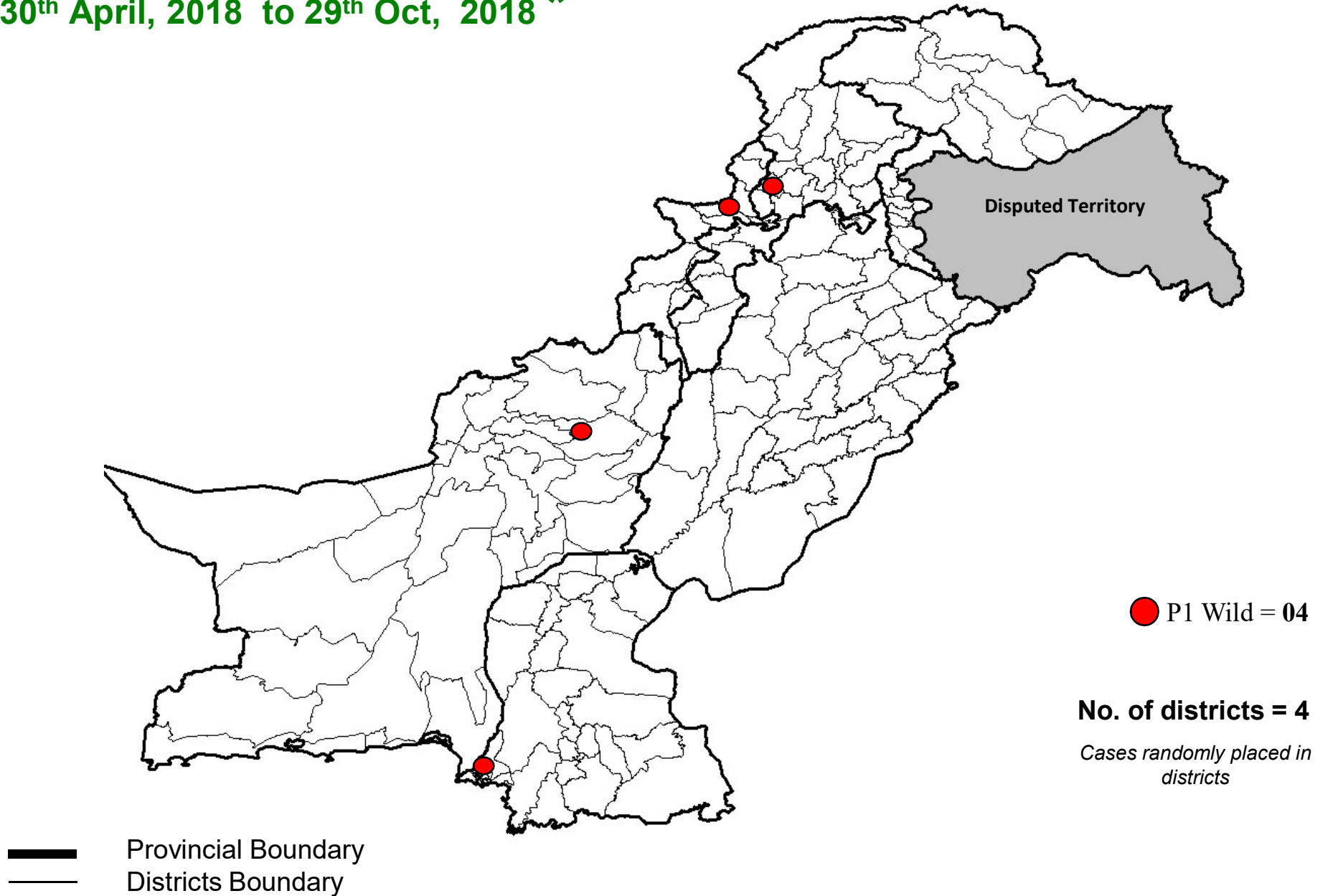
- District with last polio case in province
- Provincial Boundary
- Districts Boundary

Cases randomly placed in districts

* Afp.rec Data as of 29-10-2018

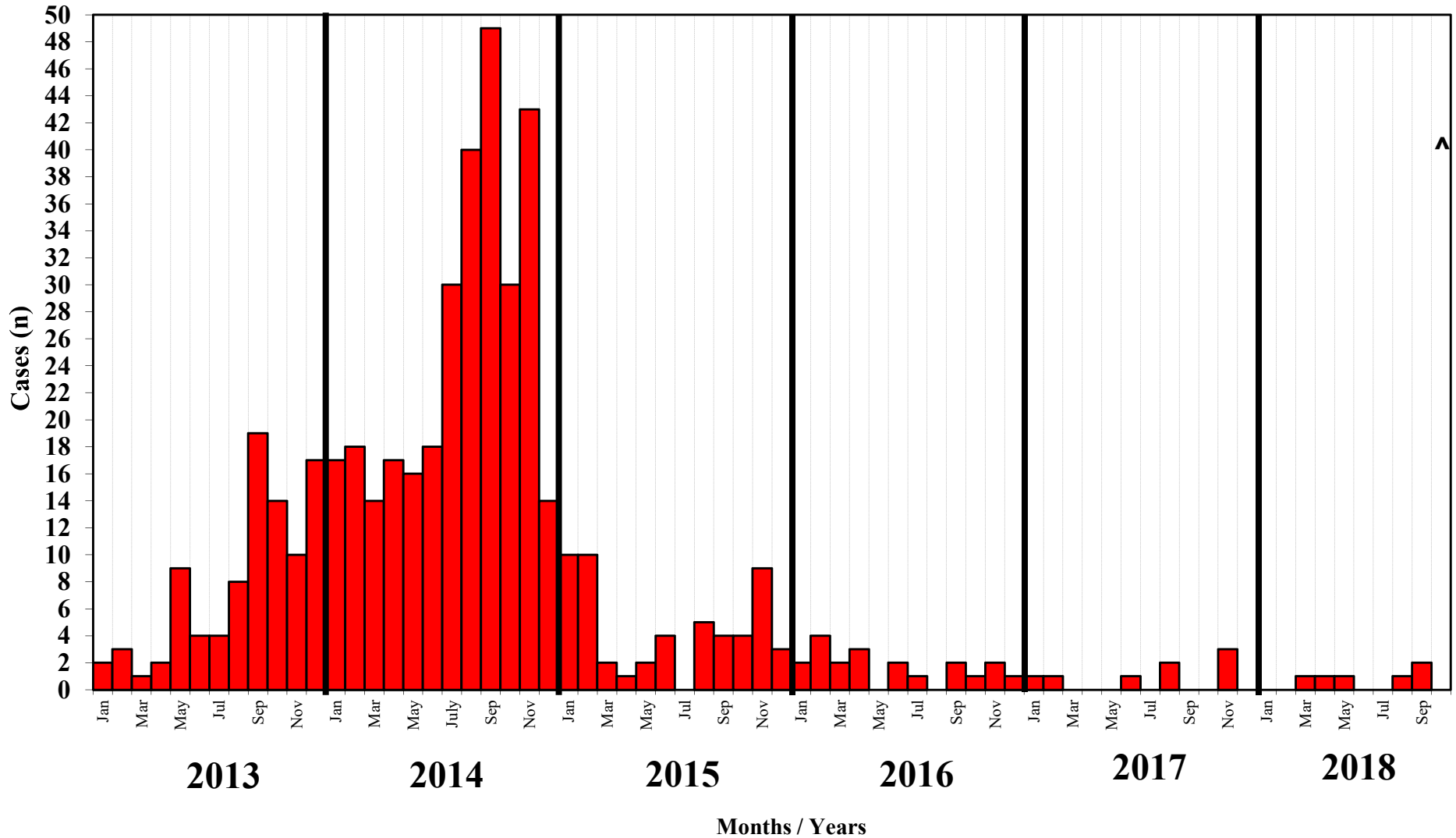
Map 3: Wild Polio cases in the last 6 months

30th April, 2018 to 29th Oct, 2018 *



* Afp.rec Data as of 29-10-2018

Confirmed Polio Cases 2013-2018*

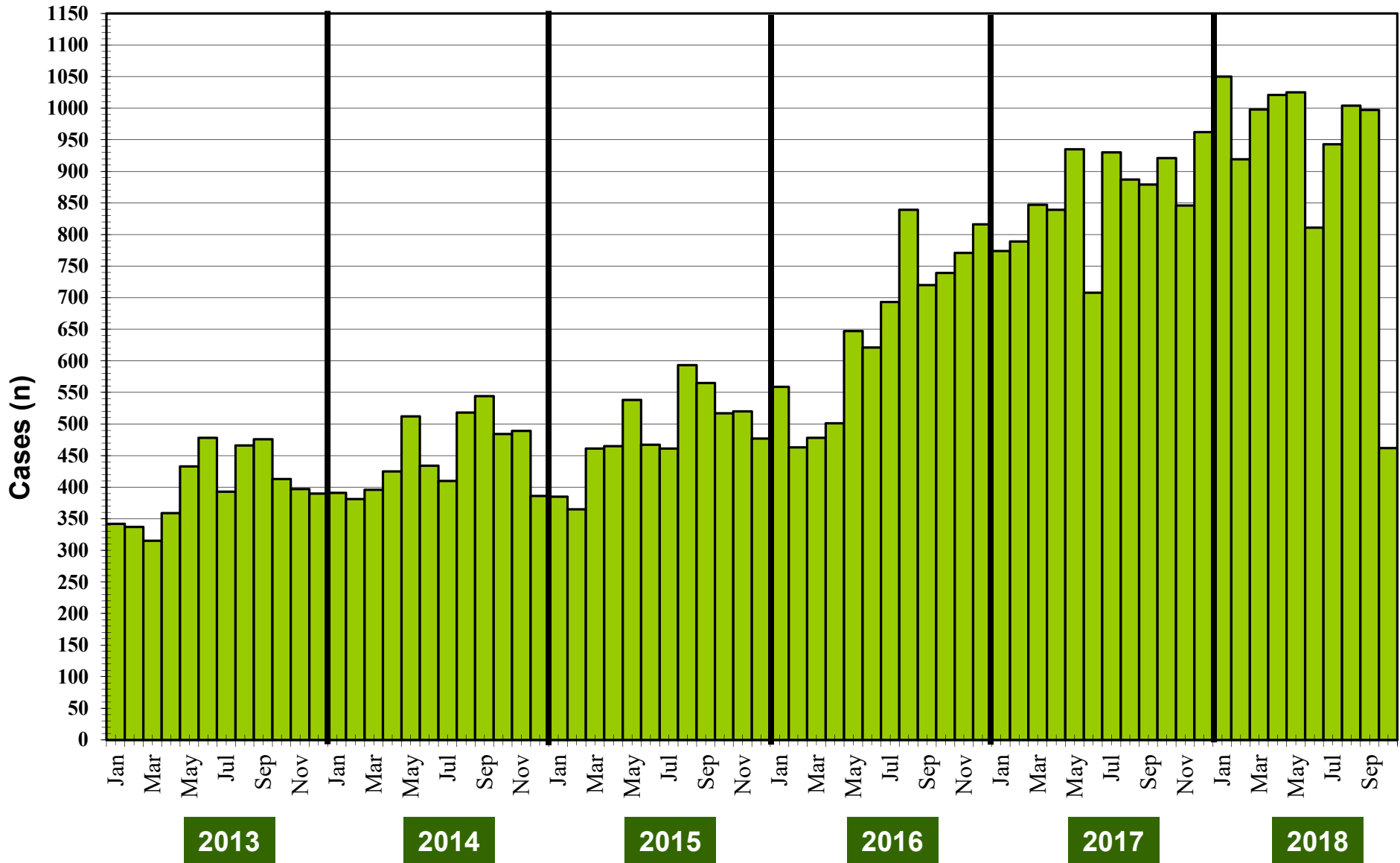


■ NSL1

^ Data incomplete

* Afp.rec Data as of 29-10-2018

Graph 1: Distribution of AFP Cases by Month, Pakistan 2013-2018*



* Afp.rec Data as of 29-10-2018

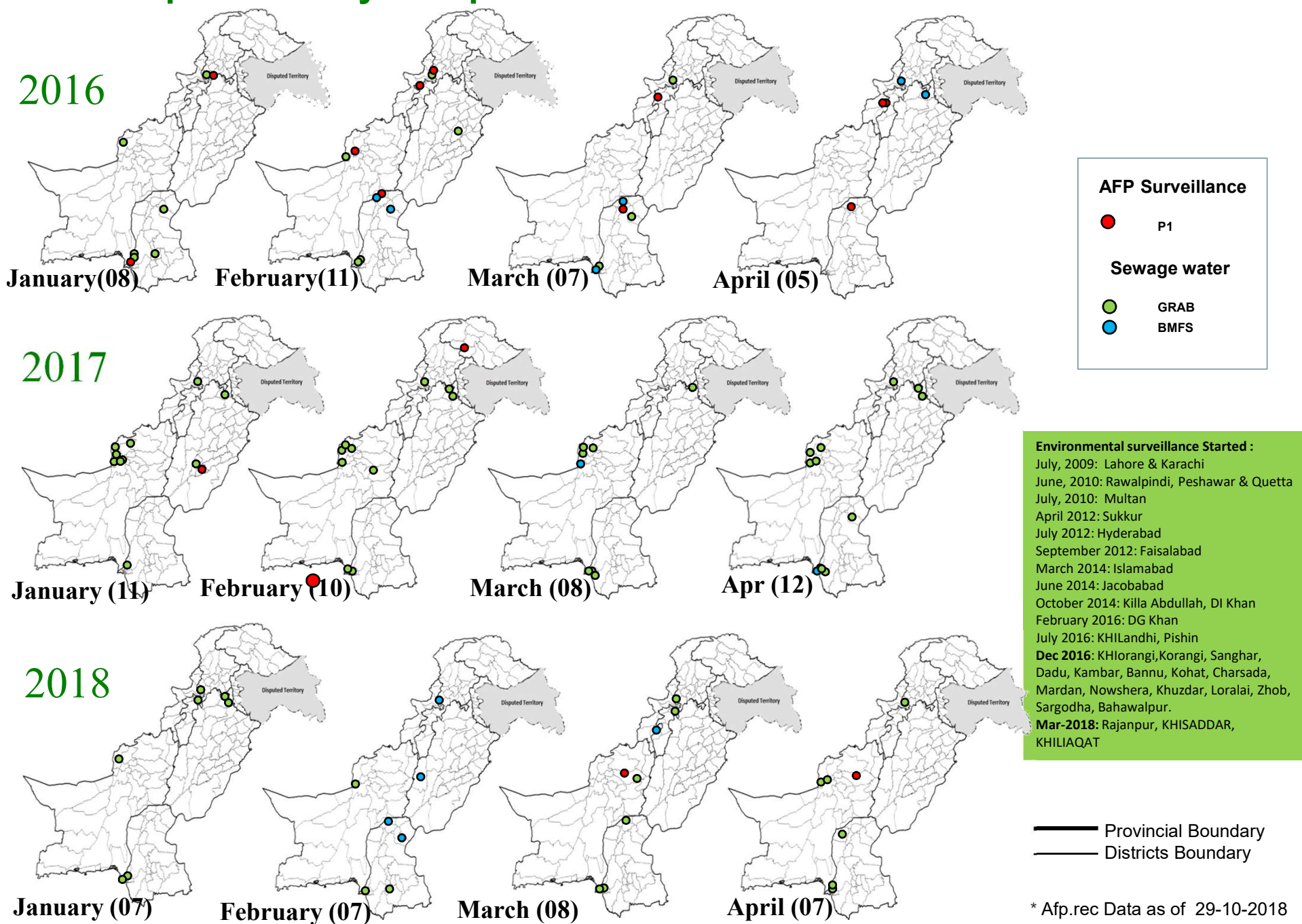
**Table 4: Distribution of AFP Cases By Week of Onset [^]
Pakistan- 2018* [Week number / Ending on]**

PROVINCE	W 28 14 Jul 2018	W 29 21 Jul 2018	W 30 28 Jul 2018	W 31 04 Aug 2018	W 32 11 Aug 2018	W 33 18 Aug 2018	W 34 25 Aug 2018	W 35 01 Sep 2018	W 36 08 Sep 2018	W 37 15 Sep 2018	W 38 22 Sep 2018	W 39 29 Sep 2018	W 40 06 Sep 2018	W 41 13 Sep 2018	W 42 20 Sep 2018
PUNJAB	92	104	97	94	114	88	102	109	117	106	86	105	89	90	50
SINDH	39	38	52	68	61	40	32	47	39	48	62	56	24	37	18
KPAKHTUNKHWA	44	29	33	61	46	39	42	58	47	34	55	59	43	42	21
KPTD	4	13	6	14	16	8	8	14	18	9	10	15	11	9	5
BALOCHISTAN	1	2	9	6	5	5	4	5	7	4	8	4	5	2	4
AJK	2	2	2	1	2	1	4	2	3	1	1	0	2	1	0
GBALTISTAN	2	1	3	2	5	1	3	4	2	6	4	5	3	5	2
ISLAMABAD	8	13	10	9	7	5	11	8	10	8	10	13	11	21	7
PAKISTAN	192	202	212	255	256	187	206	247	243	216	236	257	188	207	107

* Afp.rec & Afplab.rec: Data as of 29-10-2018

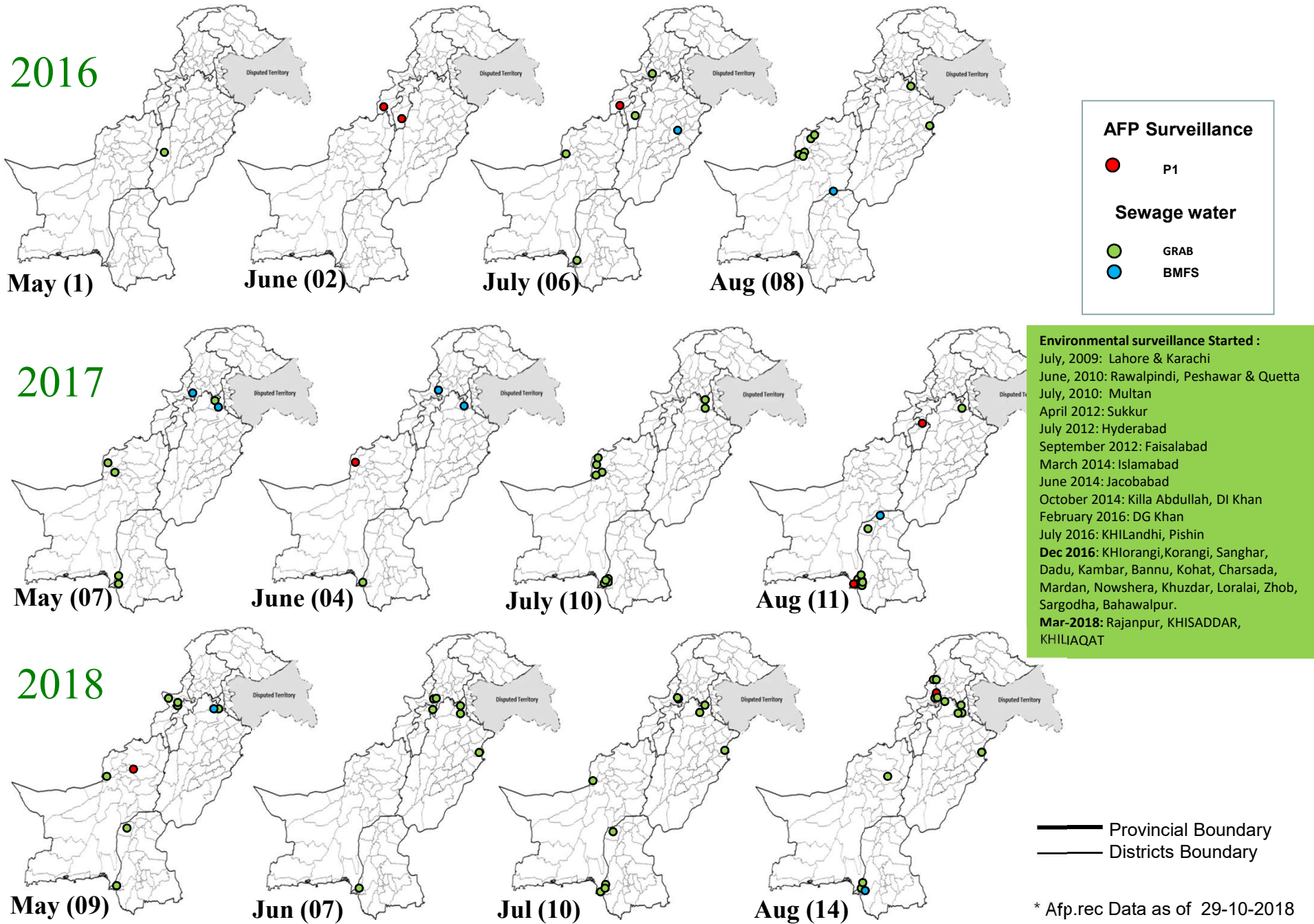
[^] MMWR Epidemiological Weeks

Map 4: Monthly Comparison of Polio Cases/Isolates 2016-2018*



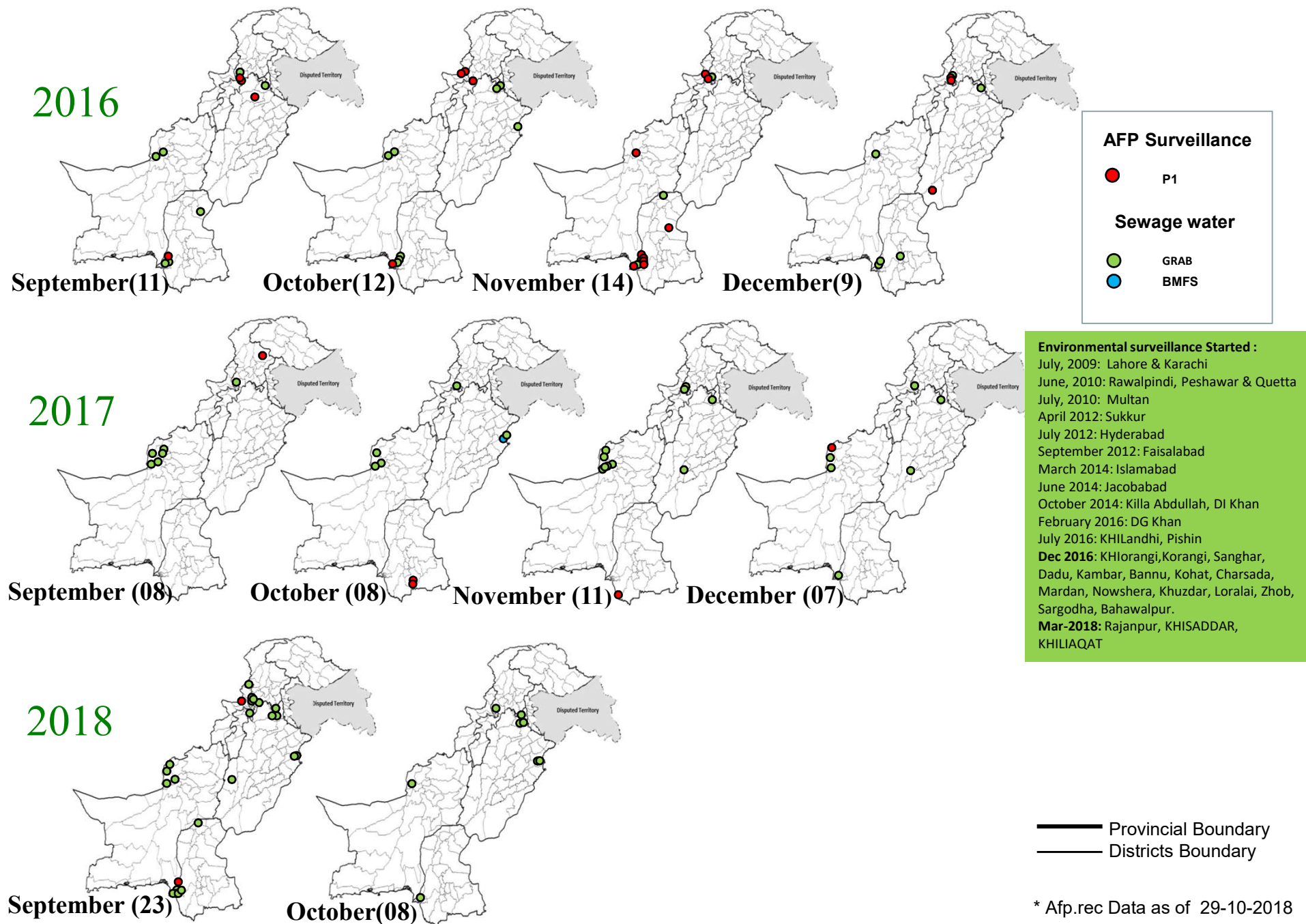
* Afp.rec Data as of 29-10-2018

Map 4.1: Monthly Comparison of Polio Cases/Isolates 2016-2018*



* Afp.rec Data as of 29-10-2018

Map 4.2: Monthly Comparison of Polio Cases/Isolates 2016-2018*



* Afp.rec Data as of 29-10-2018

Table 5: Polio Eradication Update, Pakistan 2015-2018*

Province/Region	Polio 1			
	2015	2016	2017	2018
KP-TD	16	02	-	01
KP	17	08	01	01
SINDH	12	08	02	01
PUNJAB	02	-	01	-
BALUCHISTAN	07	02	03	03
AJK	-	-	-	-
Gilgit-Baltistan	-	-	01	-
ISLAMABAD	-	-	-	-
PAKISTAN	54	20	08	06

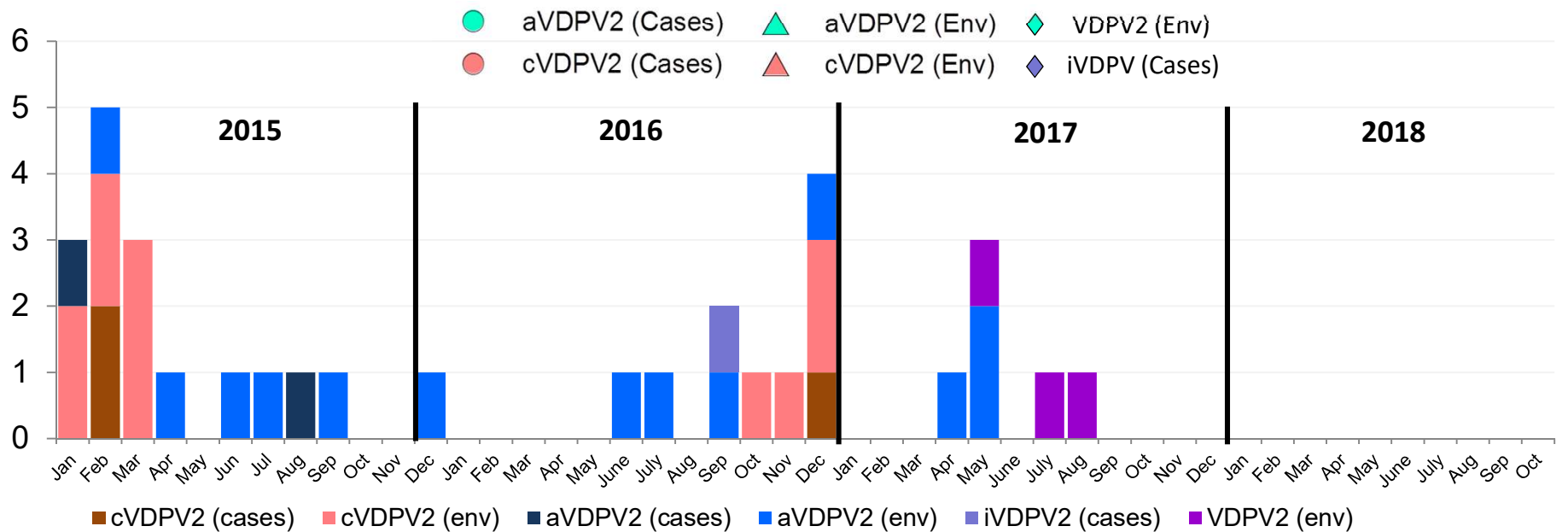
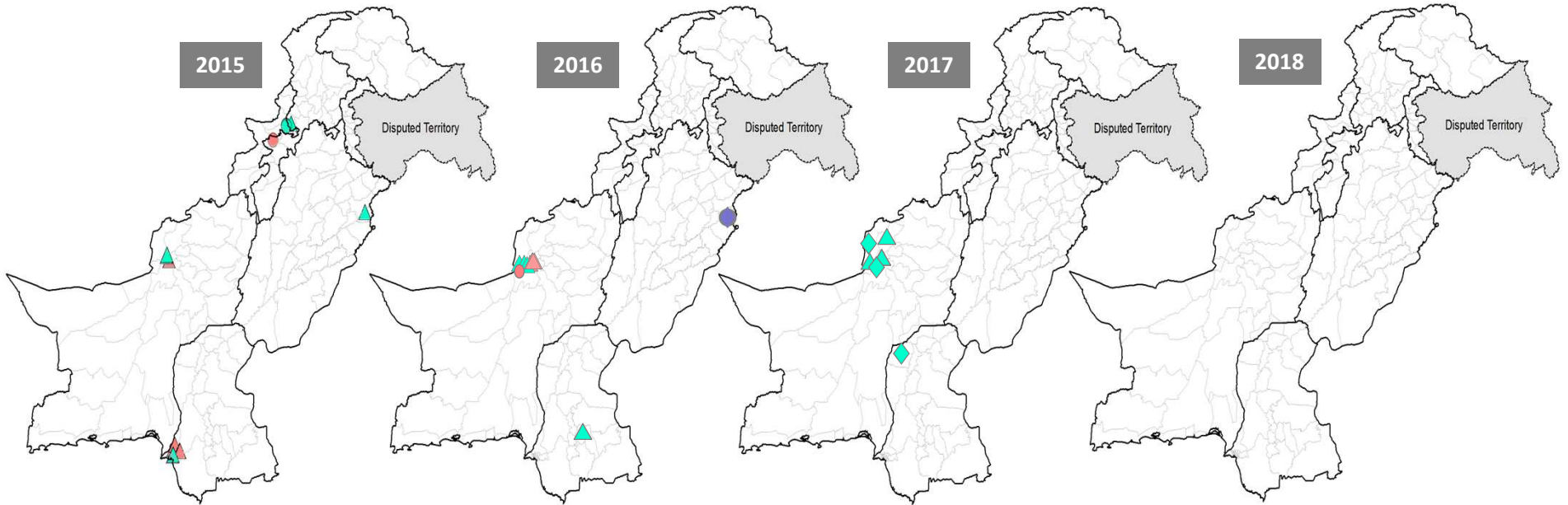


* Afp.rec Data as of 29-10-2018

VDPV2 isolates, 2014 to 2018*

DISTRICT	2014				2015				2016					2017					2018			
	aVDPV-2		cVDPV-2		aVDPV-2		cVDPV-2		aVDPV-2		iVDPV-2		cVDPV-2		VDPV2		aVDPV-2		cVDPV-2			
	Cases	Env	Cases	Env	Cases	Env	Cases	Env	Cases	Env	Cases	Env	Cases	Env	Cases	Env	Env	Cases	Env	Cases	Env	
JAFARABAD																						
MASTUNG																						
PISHIN														1								
QUETTA					2		1			3			1	4			2					1
KABDULAH																						1
BALOCHISTAN					2		1			3			1	4			3					2
KHYBER	1		2		1		1															
MOHMAND																						
WAZIR-N	2		7																			
WAZIR-S	1																					
KP-TD	4		17		1		1															
FR BANNU			8																			
BANNU			1																			
HANGU							1															
LAKKIMRWT			1																			
PESHAWAR			1				1															
KPAKHTUNKHWA			3		1		1															
LAHORE	1				1					1												
PUNJAB	1				1					1												
KAMBAR																						1
KHIGADAP		2	1	7																		6
KHIGIQBAL		1					2															
KHIGULBERG							1															
HYDERABAD										1												
SINDH		3	1	7	1		2		6	1												1
PAKISTAN	5	3	21	7	2		6		2	7		4	1		1	4				3		3

VDPV isolates (Cases + ES), 2015 – 2018*



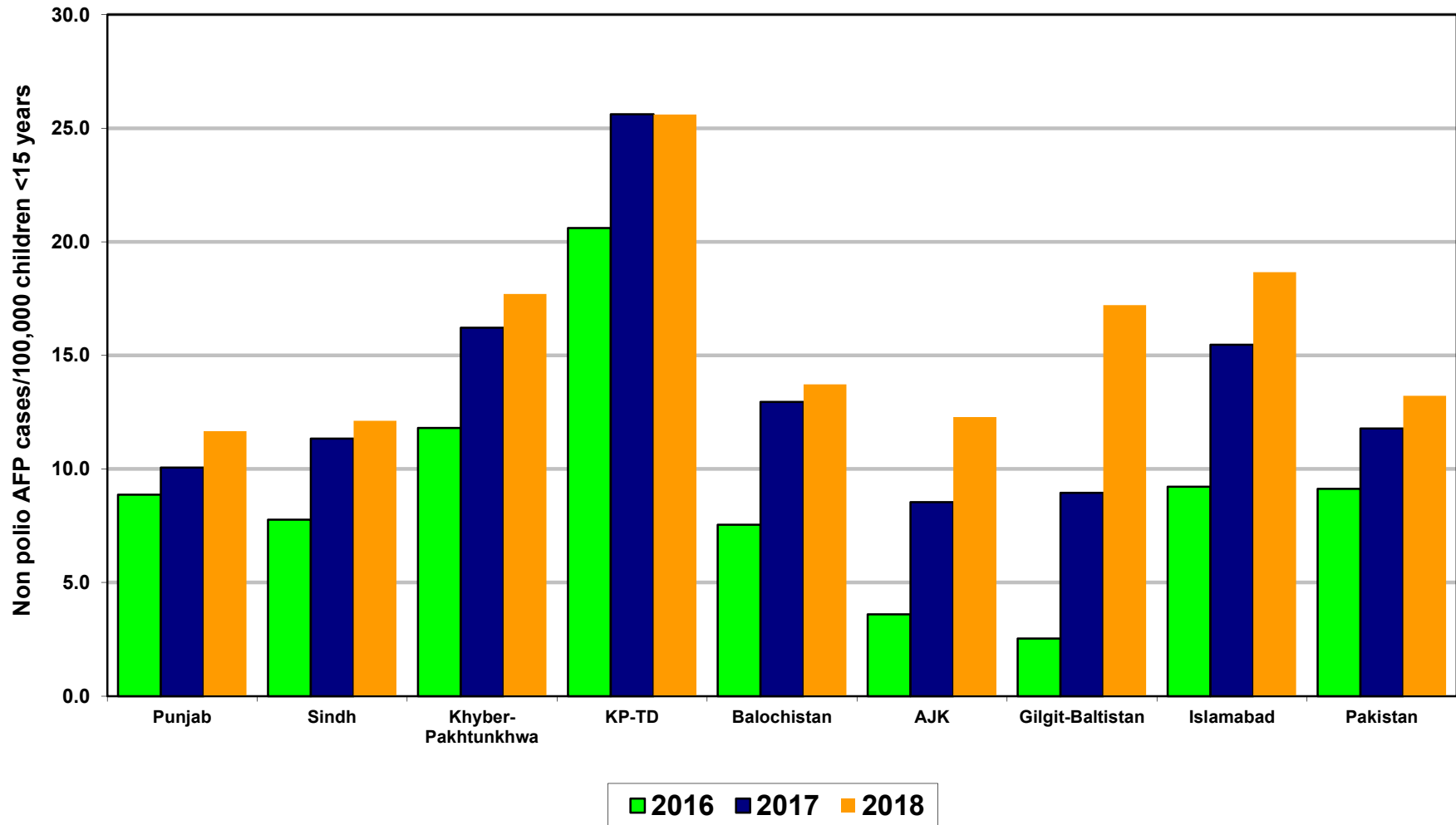
* Afp.rec Data as of 29-10-2018

Table 6: Vaccination status of non polio AFP cases age 6-59 months 2016-2018*

REGION	0 dose			1-2 doses			3 doses			4-6 doses			7+ doses		
	16	17	18	16	17	18	16	17	18	16	17	18	16	17	18
Central Punjab	0%	0%	0%	0%	0%	0%	1%	1%	1%	3%	3%	2%	97%	96%	96%
North Punjab	0%	0%	0%	0%	0%	0%	0%	1%	1%	2%	2%	3%	98%	97%	95%
South Punjab	0%	0%	0%	0%	0%	0%	0%	0%	0%	2%	2%	1%	98%	98%	98%
PUNJAB	0%	0%	0%	0%	0%	0%	0%	1%	1%	2%	2%	2%	97%	97%	97%
Karachi	0%	1%	0%	1%	1%	1%	1%	1%	2%	5%	7%	5%	93%	91%	93%
North Sindh	0%	0%	0%	0%	0%	0%	0%	0%	0%	5%	3%	3%	94%	97%	97%
South Sindh	0%	0%	0%	1%	0%	0%	1%	1%	1%	6%	4%	3%	92%	95%	96%
SINDH	0%	0%	0%	1%	0%	0%	1%	0%	1%	5%	4%	3%	93%	95%	95%
Central Khyber Pakhtunkhwa	0%	0%	0%	0%	1%	0%	0%	0%	0%	1%	1%	1%	98%	98%	99%
North Khyber Pakhtunkhwa	0%	0%	0%	1%	1%	1%	0%	1%	1%	3%	4%	2%	96%	94%	97%
South Khyber Pakhtunkhwa	1%	0%	2%	2%	2%	0%	1%	2%	0%	3%	5%	3%	94%	91%	95%
Khyber Pakhtunkhwa	0%	0%	0%	1%	1%	0%	0%	1%	0%	2%	3%	2%	96%	95%	97%
KP-TD	0%	0%	0%	2%	0%	0%	1%	1%	0%	9%	8%	3%	89%	91%	96%
Rest of Balochistan	7%	3%	0%	7%	9%	5%	2%	4%	2%	23%	13%	18%	62%	71%	75%
North Balochistan	0%	4%	0%	3%	6%	4%	3%	2%	0%	10%	10%	12%	83%	78%	84%
Quetta Block	1%	0%	4%	1%	1%	0%	4%	0%	0%	10%	7%	1%	83%	92%	95%
BALUCHISTAN	2%	2%	1%	3%	4%	2%	3%	3%	0%	13%	10%	10%	80%	82%	86%
PAKISTAN	0%	0%	0%	1%	1%	0%	1%	1%	1%	4%	4%	3%	95%	95%	96%

* Afp.rec Data as of 29-10-2018

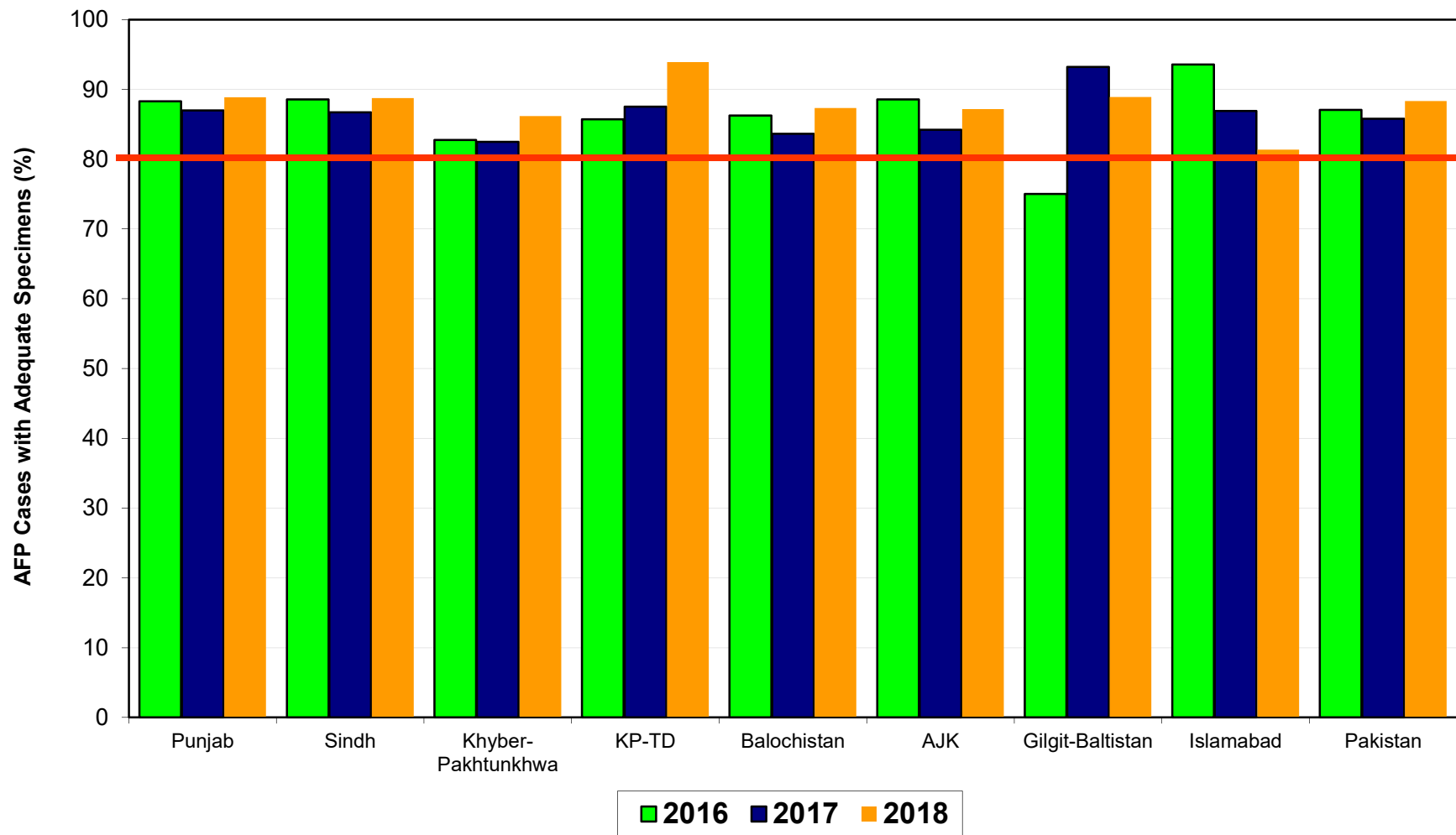
Non Polio AFP Rate By Province/Regions, 2016-2018*



Minimum Target Non-Polio AFP Rate is 6/100000 < 15 years of the age

* Afp.rec Data as of 29-10-2018

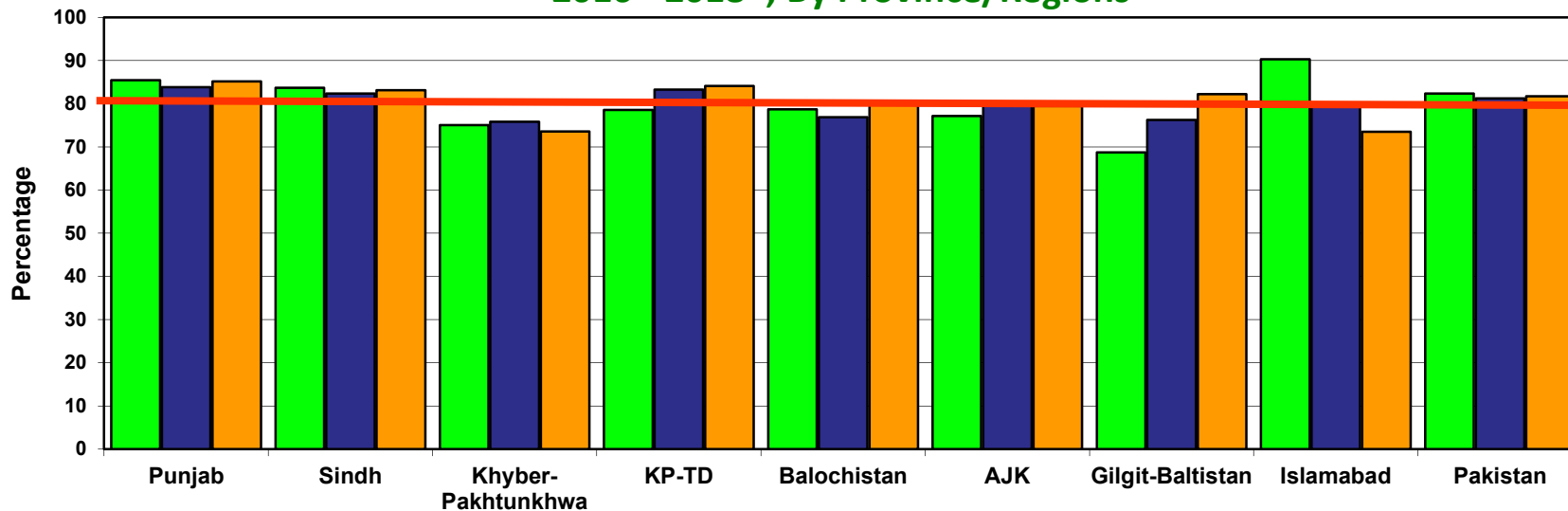
Percent AFP Cases with Adequate Specimens By Province/Regions, 2016-2018*



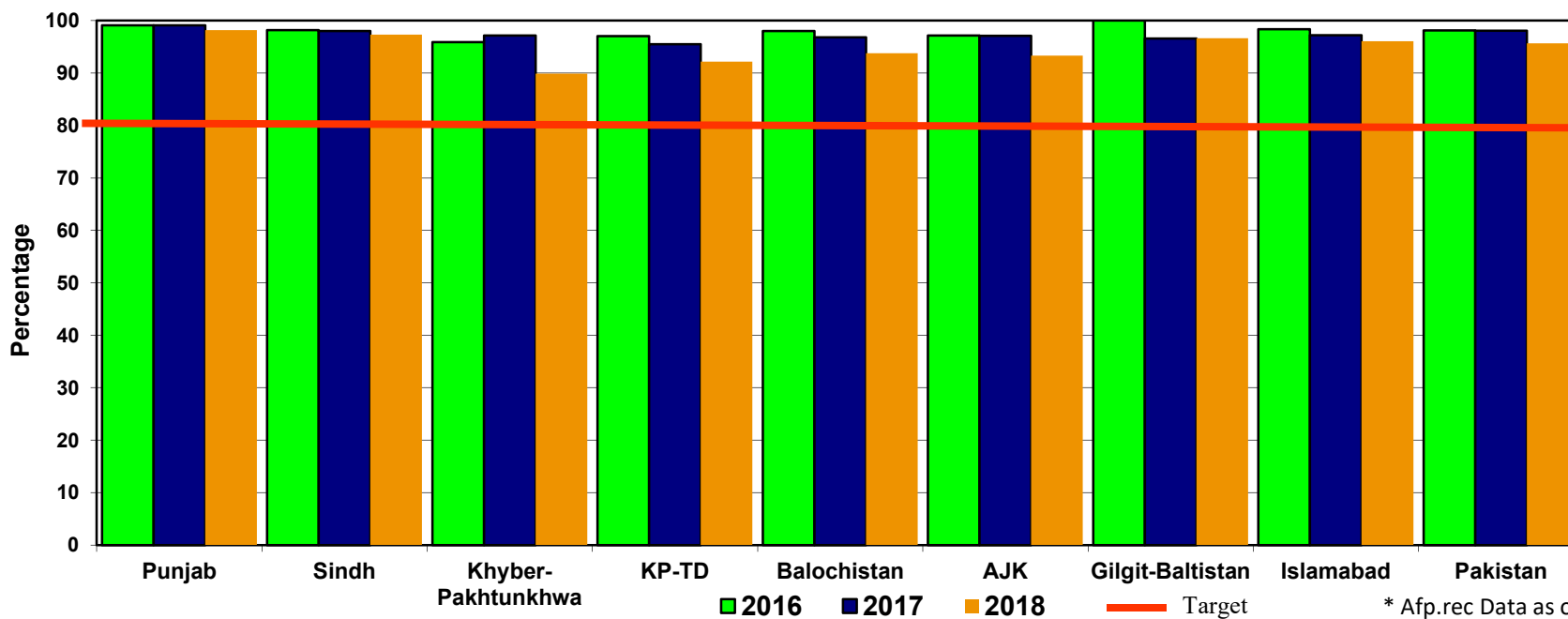
* Afp.rec Data as of 29-10-2018

— Target Adequate Sample cases = 80%

**Graph 5: Percent AFP Cases Notified within 07 days of paralysis onset
2016 - 2018*; By Province/Regions**



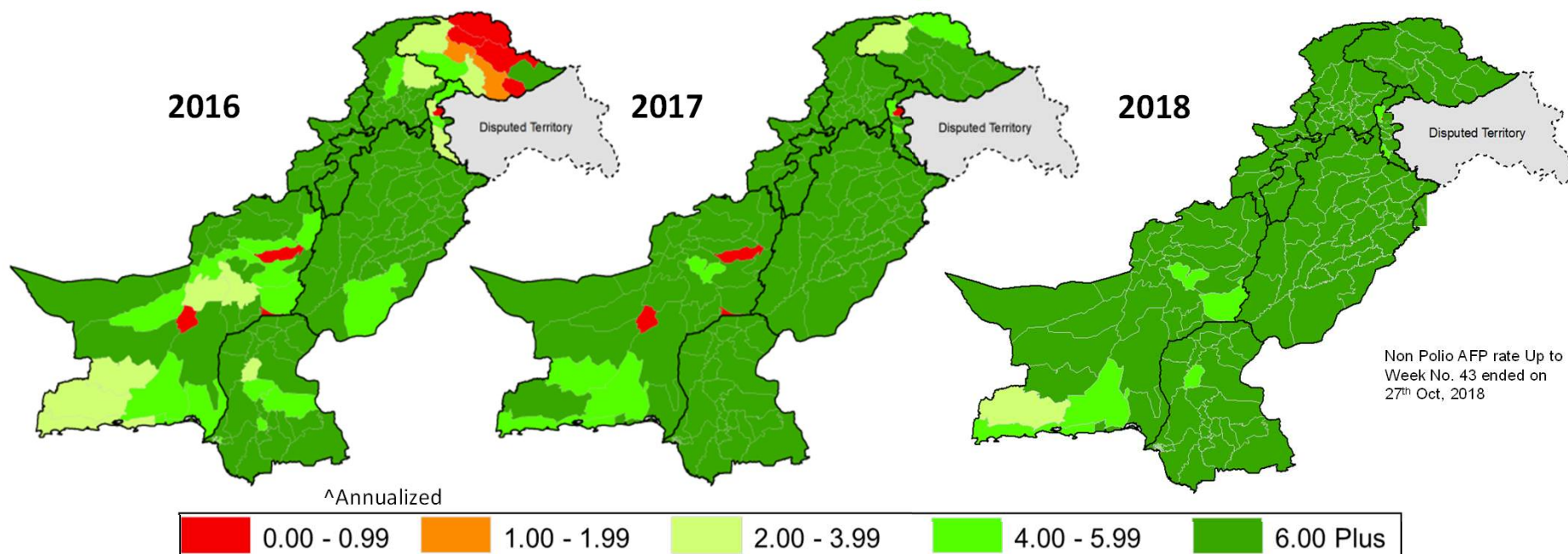
**Graph 6: Percent AFP Cases Investigated within 48 hours of notification
2016 ~ 2018*; By Province/Regions**



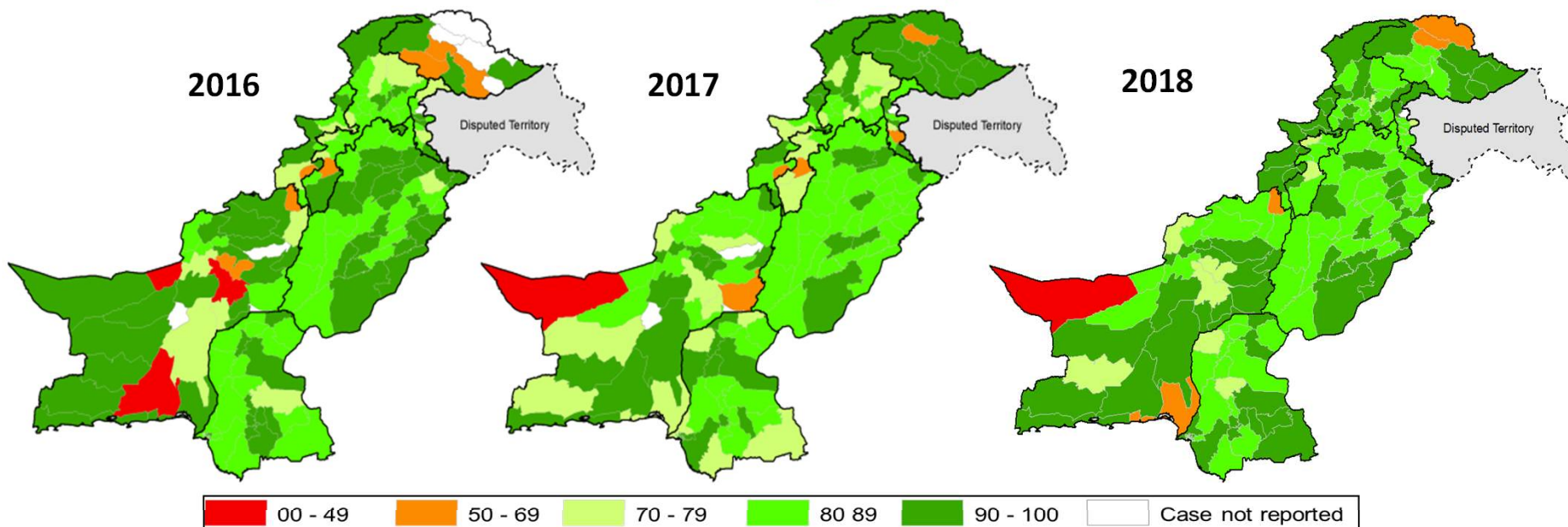
2016 2017 2018 Target

* Afp.rec Data as of 29-10-2018

Non-Polio ^ AFP Rate by District



Percent AFP Cases with Adequate Specimens, by District



**Table 7.4: AFP CASES PENDING FOR CLASSIFICATION
WITH DATE OF ONSET MORE THAN 90 DAYS* 2018 Page (1/3)**

S. No	DISTRICT	TEHSIL	EPID	SEX	AGE	DONSET	DOSESE	DSTOOL1	DSTOOL2	LAB	FEVER	ASVM	PROG	FUP	PEND (DAYS)
1	DIKHAN	DIKHAN	KP/60/18/049	M	84	14-06-18	7+	27-07-18	28-07-18	NVI	UK	UK	UK		134
2	DIKHAN	DIKHAN	KP/60/18/054	F	143	11-07-18	7+	09-08-18	10-08-18	EV	UK	UK	UK		107
3	HARIPUR	HARIPUR	KP/12/18/800	F	84	17-07-18	7+	10-08-18	11-08-18	NVI	UK	UK	UK		101
4	HARIPUR	HARIPUR	KP/12/18/041	F	36	27-07-18	7+	25-08-18	26-08-18	EV	UK	UK	UK		91
5	KABDULAH	KABDULAH	BN/14/18/019	M	30	13-06-18	7+	07-08-18		NVI	UK	UK	UK		135
6	PESHAWAR	PESHAWAR	KP/30/18/286	M	27	21-06-18	7+	LATE NOTIFIED			UK	UK	UK		127
7	QUETTA	QUETTA	BN/11/18/800	M	30	13-06-18	7+	07-07-18		NVI	UK	UK	UK		135
8	BAJOUR	WARA MAMOUND	FT/33/18/047	F	3	05-06-18	2	23-06-18	24-06-18	NVI	Y	Y	Y	Y	143
9	FR BANNU	FR BANNU	FT/69/18/021	M	18	09-05-18	7+	07-07-18	08-07-18	NVI	N	Y	UK		170
10	KHYBER	BARA	FT/34/18/031	M	10	15-02-18	7+	14-03-18	15-03-18	NVI	Y	Y	Y	Y	253
11	MOHMAND	KHAWEZAI	TD/35/18/042	M	96	26-07-18	7+	17-08-18	18-08-18	EV	Y	Y	Y	Y	92
12	ATTOCK	HAZRO	PB/12/18/033	F	4	12-07-18	4	29-07-18	30-07-18	NVI	N	Y	Y	Y	106
13	DGKHAN	DG KHAN	PB/81/18/191	M	10	22-07-18	7+	30-08-18	31-08-18	EV	Y	Y	Y		96
14	FAISALABAD	FSD CITY	PB/51/18/123	M	24	01-06-18	7+	DIED BEFORE STOOL			N	N	Y	DIED	147
15	FAISALABAD	SAMUNDRI	PB/51/18/147	M	30	15-07-18	7+	29-07-18	31-07-18	EV	N	N	Y	Y	103
16	FAISALABAD	FSD SADAR	PB/51/18/164	M	18	13-07-18	7+	26-08-18	27-08-18	EV	Y	N	Y	Y	105
17	LAHORE	ALLAMA IQBAL TOWN	PB/31/18/325	F	84	25-06-18	7+				N	Y	Y	Y	123
18	LODHRAN	LODHRAN	PB/64/18/061	F	1	10-05-18	0	LATE NOTIFIED			Y	Y	Y		169
19	MULTAN	SHUJABAD	PB/61/18/129	M	100	01-06-18	7+				Y	Y	Y	Y	147
20	MUZFARGARH	ALIPUR	PB/83/18/164	M	120	26-07-18	7+				N	N	Y		92
21	MUZFARGARH	KOT ADU	PB/83/18/193	M	113	25-07-18	7+	08-09-18	09-09-18	NVI	N	N	N		93
22	NAROWAL	NAROWAL	PB/26/18/057	F	36	24-07-18	7+	10-08-18	11-08-18	EV	N	Y	Y	Y	94
23	RYKHAN	RAHIMYAR KHAN	PB/72/18/170	M	168	08-06-18	7+	24-07-18	26-07-18	NVI	N	N	Y	Y	140
24	SARGODHA	SILANWALI	PB/41/18/081	M	27	11-07-18	7+	04-09-18	05-09-18	EV	Y	Y	Y	Y	107
25	SHEIKHUPURA	SHEIKHUPURA	PB/33/18/090	M	288	23-07-18	7+	17-08-18	18-08-18	NVI	Y	Y	Y	Y	95
26	SHEIKHUPURA	SHARAQPUR	PB/33/18/104	M	62	08-07-18	7+	LATE NOTIFIED			Y	Y	Y	Y	110
27	TTSINGH	TT SINGH	PB/52/18/084	M	133	23-07-18	7+	08-08-18	09-08-18	NVI	N	Y	Y	Y	95
28	BADIN	GOLARCHI	SD/23/18/040	F	36	18-07-18	7+	27-07-18	02-08-18	EV	N	N	Y	Y	100
29	DADU	K.N.SHAH	SD/24/18/037	F	54	24-06-18	7+	09-07-18	11-07-18	NVI	N	N	Y	Y	124
30	DADU	MEHAR	SD/24/18/045	F	74	28-04-18	7+	14-08-18	15-08-18	EV	Y	Y	Y	Y	181
31	GHOTKI	UBAURO	SD/42/18/050	M	144	02-07-18	7+	DIED BEFORE STOOL			N	N	Y	DIED	116
32	GHOTKI	GHOTKI	SD/42/18/053	M	72	14-07-18	7+	18-07-18		NVI	Y	Y	UK	DIED	104
33	HYDERABAD	HYDERABAD RURAL	SD/21/18/064	M	24	20-07-18	7+	02-09-18	04-09-18	NVI	Y	Y	N	Y	98
34	JACOBABAD	GARHI KHAIRO	SD/53/18/043	F	36	30-06-18	7+	01-08-18	02-08-18	EV	N	Y	Y	Y	118
35	JACOBABAD	GARHI KHAIRO	SD/53/18/048	M	12	11-06-18	7+	LATE NOTIFIED			Y	Y	Y	Y	137
36	JACOBABAD	GARHI KHAIRO	SD/53/18/050	F	84	17-07-18	7+	20-08-18	22-08-18	NVI	Y	Y	Y	DIED	101
37	JAMSHORO	KOTRI	SD/25/18/050	F	23	19-07-18	7+	12-08-18	13-08-18	EV	Y	N	Y		99
38	KAMBAR	KAMBAR	SD/55/18/047	M	18	03-06-18	7+	07-07-18	09-07-18	NVI	Y	Y	Y	Y	145
39	KAMBAR	KAMBAR	SD/55/18/056	M	144	28-06-18	7+	25-07-18	26-07-18	EV	Y	N	Y	DIED	120
40	KAMBAR	WARAH	SD/55/18/061	F	36	24-05-18	7+	LATE NOTIFIED			N	Y	Y	Y	155
41	KAMBAR	SIJAWAL	SD/55/18/067	M	28	10-07-18	7+	07-08-18	08-08-18	NVI	UK	UK	UK		108
42	KHAIRPUR	THARI MIR WAH	SD/43/18/073	M	48	27-07-18	7+	31-07-18		EV	Y	Y	Y	DIED	91

* Afp.rec Data as of 29-10-2018

€ Based on recall of parents

60 days Follow-up not done

FUP = Residual Weakness at 60 days follow up.

**Table 7.4: AFP CASES PENDING FOR CLASSIFICATION
WITH DATE OF ONSET MORE THAN 90 DAYS* 2018 Page (2/3)**

S. No	DISTRICT	TEHSIL	EPID	SEX	AGE	DONSET	DOSESE	DSTOOL1	DSTOOL2	LAB	FEVER	ASVM	PROG	FUP	PEND (DAYS)
43	KHIGADAP	GADAP	SD/63/18/026	M	84	01-06-18	7+	11-06-18		NVI	N	N	Y	DIED	147
44	KHIGADAP	GADAP	SD/63/18/036	F	36	02-06-18	7+				Y	Y	Y	Y	146
45	KHIGADAP	GADAP	SD/63/18/038	M	30	16-06-18	7+		LATE NOTIFIED		N	Y	Y	Y	132
46	KHINORTH	NORTH	SD/73/18/012	F	50	20-06-18	7+		DIED BEFORE STOOL		N	N	Y	DIED	128
47	KHINORTH	NORTH	SD/73/18/015	F	30	27-06-18	7+	23-07-18	25-07-18	NVI	N	N	UK	DIED	121
48	SBENAZIRABAD	DAUR	SD/44/18/030	F	84	23-06-18	7+	10-07-18	11-07-18	NVI	Y	Y	Y	Y	125
49	SBENAZIRABAD	DAUR	SD/44/18/031	M	36	28-06-18	7+	17-07-18	18-07-18	EV	Y	N	Y	Y	120
50	SBENAZIRABAD	NAWABSHAH	SD/44/18/035	M	60	11-05-18	7+		LATE NOTIFIED		Y	Y	Y	Y	168
51	SUJAWAL	SHAH BUNDER	SD/79/18/077	M	11	10-06-18	7+	28-07-18	29-07-18	EV	Y	Y	Y	Y	138
52	UMERKOT	PITHORO	SD/34/18/037	F	84	03-06-18	7+	18-07-18	19-07-18	NVI	Y	Y	Y	Y	145
53	BANNU	BANNU	KP/61/18/031	M	37	22-06-18	7+	21-07-18	30-07-18	EV	N	N	Y	Y	126
54	BANNU	BANNU	KP/61/18/047	F	45	15-07-18	7+				UK	Y	Y	Y	103
55	BATAGRAM	ALLAI	KP/11/18/020	M	13	01-04-18	7+		LATE NOTIFIED		Y	N	UK	Y	208
56	BATAGRAM	ALLAI	KP/11/18/024	M	24	20-05-18	7+				N	Y	Y	Y	159
57	CHARSADA	CHARSADDA	KP/31/18/099	M	37	17-07-18	7+	23-07-18		NVI	Y	N	Y		101
58	CHARSADA	CHARSADDA	KP/31/18/117	M	24	30-05-18	7+				Y	Y	Y	Y	149
59	CHITRAL	CHITRAL	KP/21/18/019	F	156	26-03-18	7+		LATE NOTIFIED		Y	N	Y		214
60	DIKHAN	DERA ISMAIL KHAN	KP/60/18/044	M	54	07-07-18	7+	19-07-18	22-07-18	NVI	Y	N	Y		111
61	DIRLOWER	TIMERGARA	KP/23/18/082	F	15	01-05-18	7+		LATE NOTIFIED		Y	Y	Y	Y	178
62	DIRUPPER	DIR	KP/25/18/040	F	20	28-06-18	7+	17-07-18	18-07-18	EV	Y	UK	UK	Y	120
63	KARAK	KARAK	KP/51/18/026	F	18	11-06-18	7+	03-07-18	04-07-18	EV	N	Y	Y	Y	137
64	KARAK	B.D.SHAH	KP/51/18/042	F	20	26-07-18	7+	11-09-18	12-09-18	EV	Y	Y	UK		92
65	KARAK	TAKHT-E-NASRATI	KP/51/18/045	F	56	20-04-18	7+		LATE NOTIFIED		N	Y	N	Y	189
66	KOHAT	KOHAT	KP/50/18/042	M	8	29-06-18	7+	01-08-18	02-08-18	EV	Y	N	Y	Y	119
67	KOHAT	DARRA ADAM KHEL	KP/50/18/044	M	84	23-07-18	7+	08-08-18	10-08-18	NVI	N	Y	Y		95
68	KOHISTAN	DASSU	KP/13/18/006	M	164	25-02-18	7+	21-03-18	22-03-18	NVI	Y	N	N	Y	243
69	LAKKIMRWT	SERAI NAURANG	KP/62/18/019	M	10	20-02-18	7+	25-03-18	26-03-18	EV	Y	Y	Y	Y	248
70	LAKKIMRWT	LAKKI MARWAT	KP/62/18/035	M	20	28-02-18	7+				Y	Y	Y	Y	240
71	LAKKIMRWT	LAKKI MARWAT	KP/62/18/052	M	21	23-03-18	7+		LATE NOTIFIED		UK	Y	Y	Y	217
72	LAKKIMRWT	LAKKI MARWAT	KP/62/18/056	F	12	15-04-18	7+				UK	N	Y	Y	194
73	LAKKIMRWT	SERAI NAURANG	KP/62/18/061	F	30	01-06-18	7+	27-06-18	29-06-18	EV	Y	Y	Y	Y	147
74	LAKKIMRWT	SERAI NAURANG	KP/62/18/063	M	108	06-06-18	7+	21-06-18	22-06-18	NVI	Y	Y	Y	Y	142
75	LAKKIMRWT	LAKKI MARWAT	KP/62/18/058	M	26	24-05-18	7+	25-06-18	26-06-18	EV	Y	Y	Y	Y	155
76	LAKKIMRWT	LAKKI MARWAT	KP/62/18/084	M	22	20-06-18	7+		LATE NOTIFIED		N	N	N		128
77	MALAKAND	BATKHELA	KP/20/18/034	M	57	17-06-18	7+	13-07-18	14-07-18	NVI	Y	N	Y	Y	131
78	MALAKAND	BATKHELA	KP/20/18/039	M	16	11-05-18	7+		LATE NOTIFIED		Y	Y	Y	Y	168
79	MARDAN	MARDAN	KP/40/18/109	F	6	05-06-18	5	30-06-18	01-07-18	NVI	N	N	Y	Y	143
80	MARDAN	MARDAN	KP/40/18/160	F	18	21-06-18	7+		LATE NOTIFIED		Y	N	Y	Y	127
81	NOWSHERA	NOWSHERA	KP/32/18/038	M	18	20-04-18	7+	04-05-18	05-05-18	NVI	Y	Y	N	Y	189
82	NOWSHERA	NOWSHERA	KP/32/18/051	M	13	27-04-18	7+	06-06-18	07-06-18	EV	Y	Y	Y	Y	182
83	NOWSHERA	NOWSHERA	KP/32/18/068	F	61	11-06-18	7+	17-07-18	18-07-18	EV	N	Y	Y	Y	137
84	NOWSHERA	NOWSHERA	KP/32/18/090	M	35	05-05-18	7+		LATE NOTIFIED		N	Y	UK	Y	174

* Afp.rec Data as of 29-10-2018

€ Based on recall of parents

60 days Follow-up not done

FUP = Residual Weakness at 60 days follow up.

**Table 7.4: AFP CASES PENDING FOR CLASSIFICATION
WITH DATE OF ONSET MORE THAN 90 DAYS* 2018 Page (3/3)**

S. No	DISTRICT	TEHSIL	EPID	SEX	AGE	DONSET	DOSESE	DSTOOL1	DSTOOL2	LAB	FEVER	ASVM	PROG	FUP	PEND (DAYS)
85	PESHAWAR	PESHAWAR	KP/30/18/139	M	10	04-06-18	7+	19-06-18	20-06-18	NVI	Y	Y	Y	Y	144
86	PESHAWAR	PESHAWAR	KP/30/18/176	M	23	20-04-18	7+	LATE NOTIFIED			N	Y	Y	Y	189
87	PESHAWAR	PESHAWAR	KP/30/18/228	F	16	02-07-18	7+	LATE NOTIFIED			N	Y	Y	Y	116
88	SHANGLA	PURAN	KP/26/18/041	M	90	26-06-18	7+	31-07-18	02-08-18	NVI	Y	N	Y	Y	122
89	SWAT	BARIKOT	KP/24/18/076	M	154	07-07-18	0	12-07-18		NVI	Y	N	Y	DIED	111
90	SWAT	KALAM	KP/24/18/082	M	54	10-07-18	7+	08-08-18	09-08-18	NVI	Y	N	Y	DIED	108
91	TORGHAR	JUDBAH	KP/15/18/006	F	144	24-07-18	7+	07-08-18	08-08-18	NVI	Y	Y	Y	Y	94
92	TORGHAR	JUDBAH	KP/15/18/009	F	26	24-07-18	2	LATE NOTIFIED			Y	N	N	Y	94
93	BARKHAN	BARKHAN	BN/23/18/006	F	144	23-06-18	7+	DIED BEFORE STOOL			Y	N	Y	DIED	125
94	CHAGHAI	DALBANDIN	BN/13/18/007	F	10	30-06-18	7+	13-08-18	14-08-18	NVI	N	N	Y	Y	118
95	CHAGHAI	CHAGAI	BN/13/18/009	M	24	28-06-18	7+	27-08-18	28-08-18	NVI	Y	N	Y	Y	120
96	KABDULAH	CHAMAN	BN/14/18/020	F	25	21-07-18	7+	09-08-18	11-08-18	NVI	Y	UK	Y	DIED	97
97	KSAIFULAH	KSAIFULLAH	BN/25/18/013	F	8	01-07-18	7+	08-07-18		NVI	Y	Y	Y	DIED	117
98	LASBELA	DUREJI	BN/55/18/011	M	96	23-07-18	7+	DIED BEFORE STOOL			Y	N	Y	DIED	95
99	NSIRABAD	TAMBOO	BN/41/18/028	M	84	10-07-18	7+	27-08-18	29-08-18	NVI	Y	Y	Y		108
100	GILGIT	GILGIT	GB/11/18/006	F	2	26-07-18	0	30-07-18		NVI	N	N	UK		92
101	CDA	CDA	IB/01/18/022	M	68	04-06-18	7+	15-06-18	20-06-18	EV	N	Y	Y		144
102	CDA	CDA	IB/01/18/025	F	39	20-07-18	7+	04-08-18	06-08-18	NVI	Y	Y	Y		98
103	CDA	CDA	IB/01/18/029	F	9	11-07-18	7+	31-08-18	01-09-18	NVI	UK	UK	UK		107
104	ICT	ICT	IB/02/18/034	M	41	12-07-18	7+	03-08-18	04-08-18	NVI	N	N	Y		106
105	ICT	ICT	IB/02/18/038	M	120	07-07-18	7+	16-08-18	17-08-18	EV	UK	UK	UK		111
106	ICT	ICT	IB/02/18/037	F	120	24-07-18	7+	17-08-18	19-08-18	NVI	UK	UK	UK		94
107	ICT	ICT	IB/02/18/046	F	153	16-06-18	3	LATE NOTIFIED			N	Y	Y		132

* Afp.rec Data as of 29-10-2018

€ Based on recall of parents

60 days Follow-up not done

FUP = Residual Weakness at 60 days follow up.