



**World Health
Organization**

**Weekly
AFP Surveillance Update
Pakistan**

Week 42 (*Ended on 20th Oct, 2018*)

National Surveillance Cell

World Health Organization Country Office,
Chak Shahzad, Park Road,
Islamabad, Pakistan

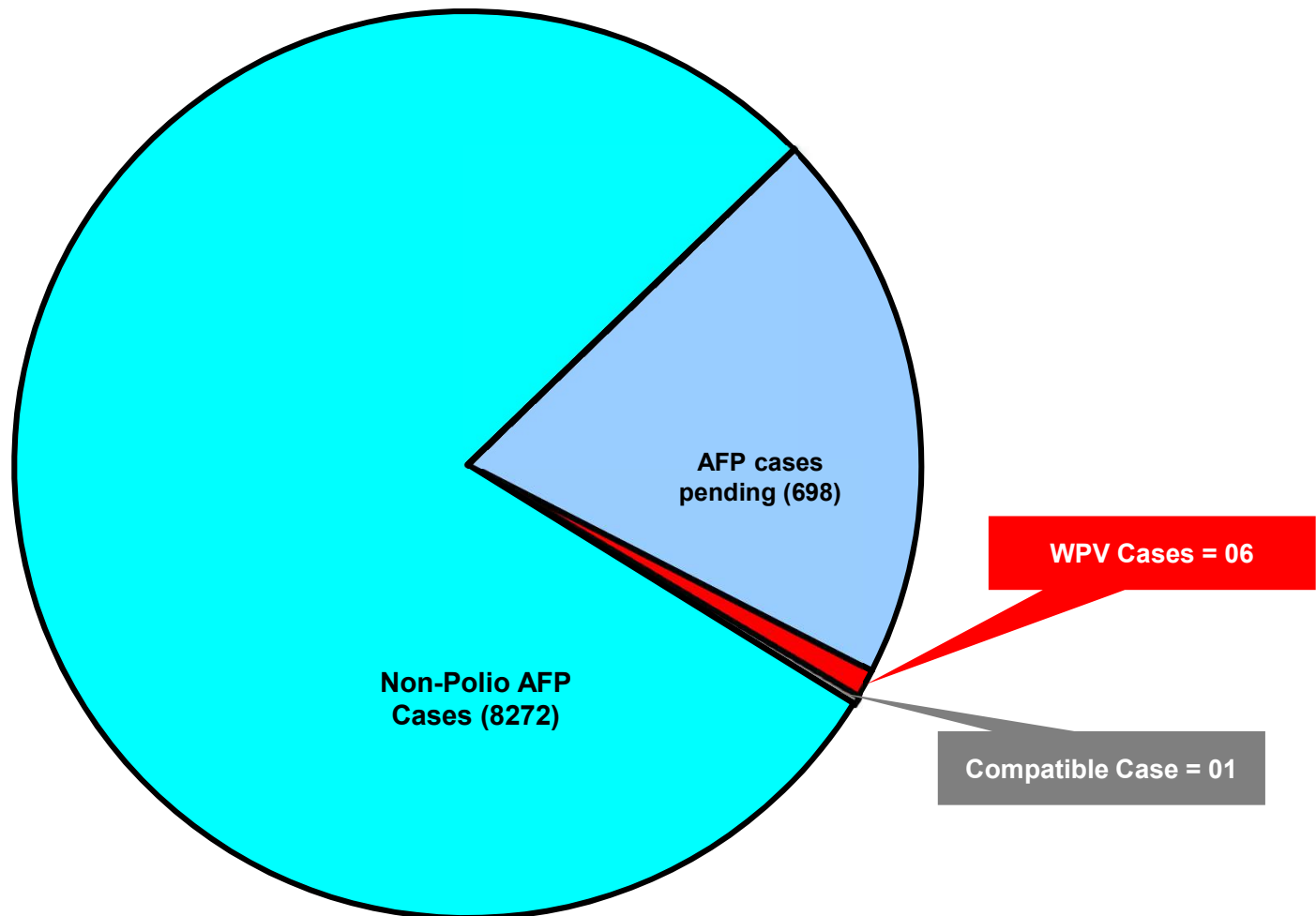
Tel: +92-51 9255123 / 9255282 /9255184

AFP Surveillance



<http://www.emro.who.int/pak/information-resources>

AFP Case Profile, 2018*



Total AFP Cases Reported = 8977
^ 293 Inadequate cases not due for FUP
^ 405 AFP Cases pending in Lab
^90 AFP Cases pending for classification by ERC

* Afp.rec Data as of 22-10-2018

Table 1.1: List of Confirmed Polio Cases, Pakistan 2018*

S.NO.	PROVINCE/ REGION	DISTRICT	TEHSIL	EPID NO.	SEX	AGE (m)	DATE ONSET OF PARALYSIS	NO. OPV DOSES (based on parents recall)		FEVER	Asymmetric Paralysis	Rapid Progression	REFUSAL	WPV TYPE	GENETICS
								Routine	SIA's						Cluster
01	BALUCHISTAN	DUKI	DUKI	BN/65/18/003	M	38	08-Mar-18	0	7+	Y	Y	Y	N	NSL1	R4B5C4
02	BALUCHISTAN	DUKI	DUKI	BN/65/18/005	F	18	15-Apr-18	0	7	Y	Y	Y	N	NSL1	R4B5C4D
03	BALUCHISTAN	DUKI	DUKI	BN/65/18/007	M	18	18-May-18	0	3	Y	Y	Y	N	NSL1	R4B5C4D
04	KPAKHTUNKHW	CHARASADA	CHARASADA	KP/31/18/100	M	19	1-Aug-18	3	7+	Y	Y	Y	N	NSL1	R4B5C5B2
05	SINDH	KHIGADAP	GADAP	SD/63/18/041	F	42	22-09-18	3	7+	Y	Y	Y	N	NSL1	R4B5C4D
06	KPTD	KHYBER	LANDI KOTAL	TD/34/18/104	F	55	25-09-18	0	7	N	Y	Y	N	NSL1	R4B5C5B2

* Afp.rec Data as of 22-10-2018

Table 3: Urgent/ITD Pending Cases

S. #	Basic information										OPV doses				Urgent		Prov Diagnosis	Lab update			Remarks
	District	Tier	Tehsil	Union council	Epid number	Date of Onset	Age (M)	Sex	Date of 1st stool	Stool Adeq	RI	SAs	Last 6 SAs	Last dose	Field	NSC %		Lab No.	Days Inoc	Culture update	
Isolates pending for ITSD																					
1	BAJOUR	2	WARA MAMOUND	KHARAI KAMAR	TD/33/18/085-C1		48	F	12-Oct-18	-	-	-	24-Sep-18	N	-	-	12146	3	L20B+		
2	BAJOUR	2	WARA MAMOUND	KHARAI KAMAR	TD/33/18/085-C3		24	F	12-Oct-18	-	-	-	24-Sep-18	N	-	-	12147	5	L20B+		
3	BAJOUR	2	UT MANKHEL	ARANG	TD/33/18/092	03-Oct-18	24	F	05-Oct-18	Y	3	7+	6	26-Sep-18	N	N	11953	5	L20B+	TRAUMATIC ARTHRITIS	
4	BAJOUR	2	LOE MAMOUND	GHAKHAI	TD/33/18/094	07-Oct-18	144	F	08-Oct-18	Y	3	7+	0		N	N	12137	5	L20B+	BELLS PALSY	
5	LAHORE	3	SHALIMAR TOWN	UC 15	PB/31/18/323	02-Oct-18	48	M	09-Oct-18	Y	3	7+	6	25-Sep-18	N	N	12131	4	L20B+	GBS	
6	JACOBABAD	2	JACOBABAD	RINDHWAHI	SD/53/18/056-C1			M	03-Oct-18	-	-	-		N	-	-	12006	8	L20B+		
7	BADIN	4	TANDO BAGD	KHAIRPUR	SD/23/18/067	06-Oct-18	8	M	09-Oct-18	Y	3	7+	5	25-Sep-18	N	N	12126	4	L20B+	CNN HEMIPLEGIA	
Reported urgent (by field / NSC% criteria)																					
8	HANGU *	2	HANGU	BILYAMINA	KP/54/18/032	28-Sep-18	3	F	05-Oct-18	Y	2	3	3	28-Sep-18	N	Y	11966	13	UP	INV NEURITIS	
9	BAJOUR	2	WARA MAMOUND	KHARAI KAMAR	TD/33/18/085	01-Sep-18	84	M	10-Oct-18	Y	3	7+	0		N	Y	12187	7	UP	MENINGITIS	
10	MUZAFFARGARH *	2	MUZAFFARGARH	AHMAD	PB/83/18/213	30-Sep-18	2	F	05-Oct-18	Y	1	1	1	25-Sep-18	N	Y	11908	14	UP	TRAUMATIC NEURITIS	
11	SIALKOT *	4	DASKA	JAMKE CHEEMA	PB/25/18/107	27-Sep-18	9	M	05-Oct-18	Y	3	3	3	25-Sep-18	N	Y	11960	13	UP	HEMIPLEGIA	
12	JACOBABAD	2	JACOBABAD	RINDHWAHI	SD/53/18/056	01-Sep-18	96	F	02-Oct-18	N	3	7+	0		N	N	12012	12	UP	LEFTSIDE HEMIPLEGIA	
13	T. ALLAHYAR *	4	TALUKA TANDO A. YAR	SHAIKH MOOSA	SD/27/18/031	22-Sep-18	12	M	04-Oct-18	N	0	4	4		N	Y	12042	12	UP	TRANSIENT ISCHEMIC ATTACK	

* New addition § New results #Data not available ¶ NSC Criteria = Fever, Rapid Progress, Age < 48 months and OPV Doses <7 UP = Under process
 Urgent (Field/NSC) / Inadequate specimens / Age 12-35 months / Zero OPV dose † Pending for genomic sequencing

Point in time comparison of Polio Cases by Province/Region 2017 - 2018*

Region/ Province	No. of polio cases		No. of infected districts/towns		Most recent polio case
	2017	2018	2017	2018	
Balochistan	1	3	1	1	18-May-18
Sindh	1	1	1	1	22-Sept-18
Khyber Pakhtunkhwa	1	1	1	1	1-Aug-18
KP-TD	0	1	0	1	25-Sept-18
G-Baltistan	1	0	1	0	13-Feb-17
Punjab	1	0	1	0	28-Jan-17
Pakistan	5	6	5	4	25-Sept-18

Twenty three additional district / town declared infected based on environmental samples in 2018

* Afp.rec Data as of 22-10-2018

Table 2: LAB Update 2018*

Month of Onset	AFP Cases	No virus isolated	Cases Under Process		Isolated Viruses from stools						
			Culture	ITD	Vaccine viruses		NPEV		Wild	Results within 14 days	
	n	n	n	n	n	%	n	%	n	n	%
January	1010	843	0	0	76	8	91	9%	0	1010	100%
February	893	714	0	0	74	8	105	12%	0	893	100%
March	968	767	0	0	28	3	172	18%	1	967	100%
April	983	734	0	0	31	3	218	22%	1	983	100%
May	993	722	0	0	30	3	240	24%	1	992	100%
June	784	584	0	0	18	2	182	23%	0	784	100%
July	926	586	0	0	27	3	313	34%	0	926	100%
Aug	982	613	11	0	38	4	319	32%	1	970	99%
Sep	983	587	85	2	58	6	251	26%	2	896	91%
October	265	6	253	4	1	0	5	2%	0	12	5%
Total	8787	6156	349	06	381	4	1896	22%	06	8433	96%

* Data as of Oct 22, 2018

Comparison of Environmental Sampling Results, 2017-18*

DISTRICT	2017					2018					Last
	TOTAL	WILD			TOTAL	WILD					
	n	GRAB n	BMFS n	TOTAL n %	n	GRAB n	BMFS n	TOTAL n %			
LAHORE	51			0 0%	45	5		5 11%	12-Sep-18		
MULTAN	29	1		1 3%	28			0 0%	9-Jan-17		
DGKHAN	30			0 0%	19	1	1	2 11%	12-Sep-18		
RAWALPINDI	22	6	2	8 36%	19	8	1	9 47%	10-Sep-18		
FAISALABAD	20			0 0%	18			0 0%	2-Jul-16		
SARGODHA	9			0 0%	9			0 0%			
BAHAWALPUR	9			0 0%	9			0 0%			
RAJANPUR					9			0 0%			
CDA	10	5		5 50%	9	5		5 56%	10-Sep-18		
KHIGIQBAL	22	5	1	6 27%	18	1		1 6%	13-Sep-18		
KHIGADAP	30	18		18 60%	28	10	1	11 39%	11-Sep-18		
KHIBALDIA	10	1		1 10%	10	2		2 20%	4-Sep-18		
KHILANDHI	10	5		5 50%	8	3		3 38%	30-Jul-18		
KHIKORANGI	10	1		1 10%	8			0 0%	16-Oct-17		
KHISITE	10	3		3 30%	10	2		2 20%	3-Sep-18		
KHISADDAR					8	1		1 13%	10-Sep-18		
KHILIAQAT					7	1		1 14%	7-Mar-18		
SUKKUR	26	1	1	2 8%	19		1	1 5%	8-Feb-18		
HYDERABAD	10			0 0%	9	1		1 11%	9-Feb-18		
JACOBABAD	11	1	1	2 18%	11	2	1	3 27%	12-Sep-18		
SANGHAR	10			0 0%	1			0 0%			
DADU	10			0 0%	10			0 0%			
KAMBAR	10	1		1 10%	9	3		3 33%	9-Jul-18		
PESHAWAR	22	4	2	6 27%	23	14	1	15 65%	27-Sep-18		
DIKHAN	20			0 0%	17			0 0%	16-Jul-16		
BANNU	9			0 0%	10		1	1 10%	31-Mar-18		
KOHAT	8			0 0%	10	5		5 50%	27-Sep-18		
CHARSADA	10			0 0%	8			0 0%			
MARDAN	10			0 0%	9			0 0%			
NOWSHERA	10			0 0%	9	1		1 11%	18-Sep-18		
KABDULAH	20	13		13 65%	19	4		4 21%	1-Oct-18		
QUETTA	41	10	1	11 27%	38	7		7 18%	20-Sep-18		
PISHIN	10	5		5 50%	9			0 0%	2-Oct-17		
KHUZDAR	10			0 0%	9			0 0%			
LORALAI	10	2		2 20%	8	2		2 25%	17-Aug-18		
ZHOB	10			0 0%	9			0 0%	18-Dec-17		
WAZIR-S					6			0			
BAJOUR					6	4		4 67%	24-Sep-18		
PAKISTAN	539	82	8	90 17%	511	82	7	89 17%	1-Oct-18		

New Positive Samples

* Afp.rec Data as of 22-10-2018

WPV and cVDPV Cases by District in 2018

PROVINCE	DISTRICT	WPV Cases		cVDPV Cases	
		Onset of Last Case	Cases	Onset of Last Case	Cases
SINDH	KHIGADAP	22-Sep	1		
KPTD	KHYBER	25-Sep	1		
KP	CHARSADA	1-Aug	1		
BALUCHISTAN	DUKKI	18-May	3		
PAKISTAN		25-Sep	6		

Map 2.1: Point in Time Comparison of Wild Polio virus, Compatible and cVDPV2 isolates

Infected districts/Towns/Agencies/Areas

On the basis of WPV isolation

- WPV cases = 05
- Sewage water = 17 (no WPV case)
- Total = 22

2017

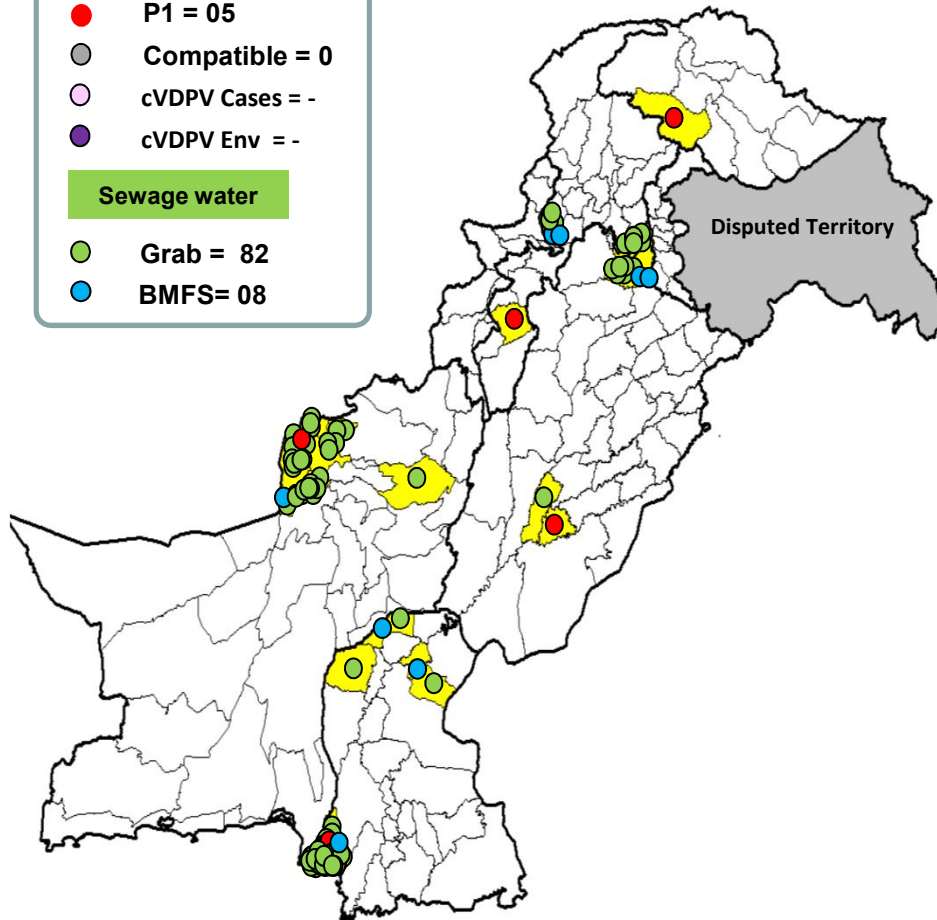
Source

AFP Surveillance

- P1 = 05
- Compatible = 0
- cVDPV Cases = -
- cVDPV Env = -

Sewage water

- Grab = 82
- BMFS = 08



Infected districts/Towns/Agencies/Areas

On the basis of WPV isolation

- WPV cases = 04
- Sewage water = 23 (no WPV case)
- Total = 27

2018

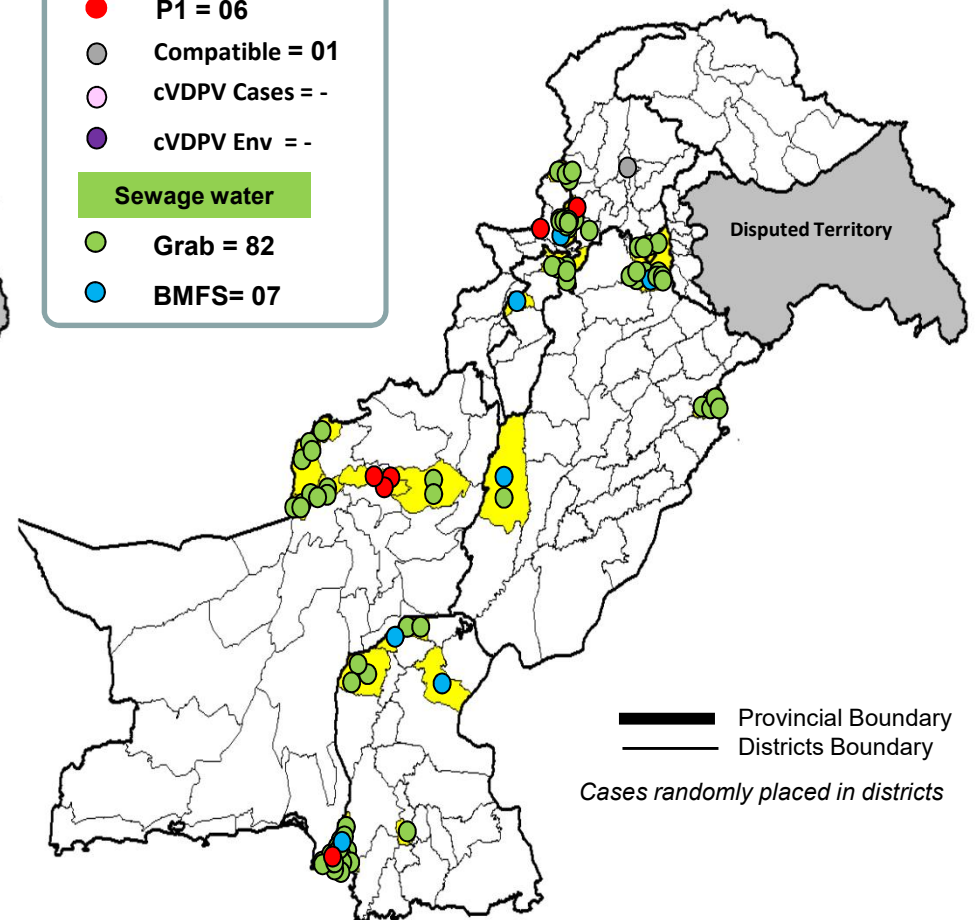
Source

AFP Surveillance

- P1 = 06
- Compatible = 01
- cVDPV Cases = -
- cVDPV Env = -

Sewage water

- Grab = 82
- BMFS = 07



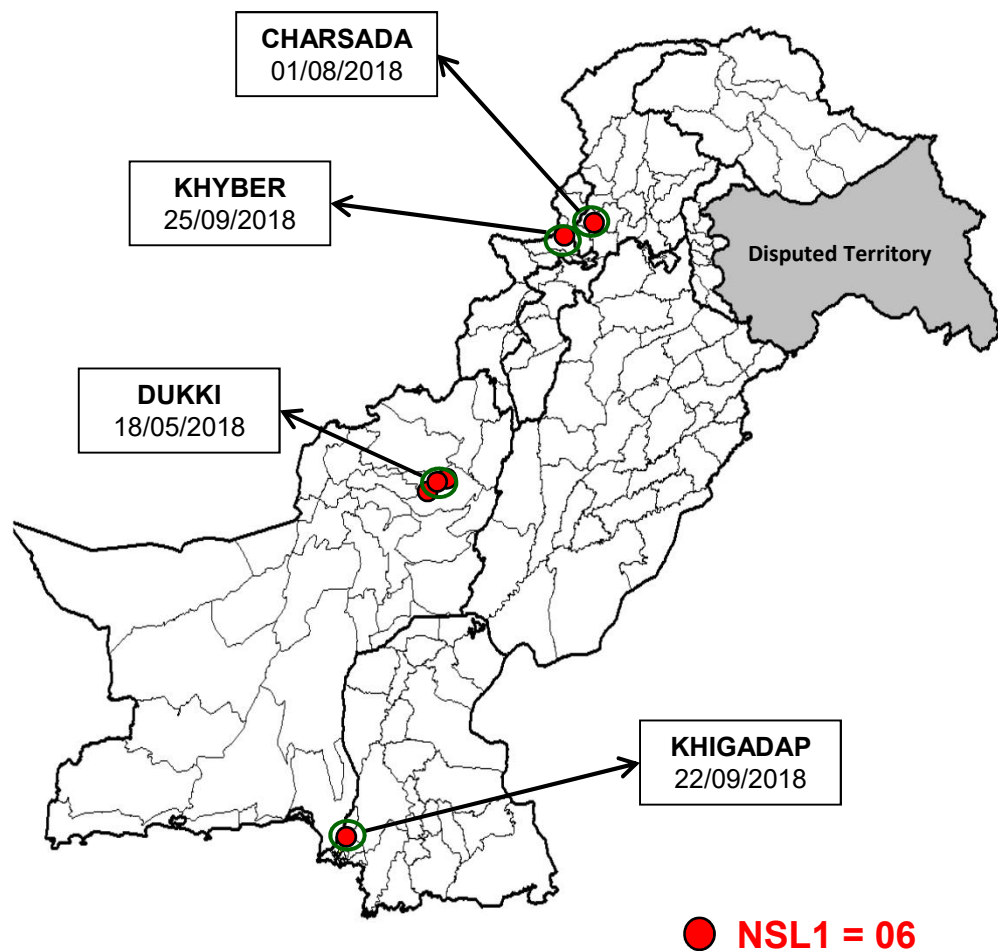
— Provincial Boundary
 — Districts Boundary

Cases randomly placed in districts

* Afp.rec Data as of 22-10-2018

Map1: Distribution of Wild Polio Cases Pakistan 2017-2018*

Districts/Towns with Wild Polio Cases = 04



Province/ Country	Date of Last Case		Number of cases 2017		Number of cases 2018	
	P1	P3	P1	P3	P1	P3
KP-TD	Sep, 2018	Apr, 2012	-	-	01	-
KHYBER-PAKHTUNKHWA	Aug, 2018	Oct, 2010	01	-	01	-
SINDH	Sep, 2018	Jan, 2010	02	-	01	-
BALUCHISTAN	May, 2018	Apr, 2010	03	-	03	-
PUNJAB	Jan, 2017	Jun, 2010	01	-	-	-
AJK	Jun, 2000	Jun, 2000	-	-	-	-
GILGIT-BALTISTAN	Feb, 2017	-	01	-	-	-
ISLAMABAD	Sep, 2008	Sep, 2008	-	-	-	-
PAKISTAN	Sep, 2018	Apr, 2012	08	-	06	-

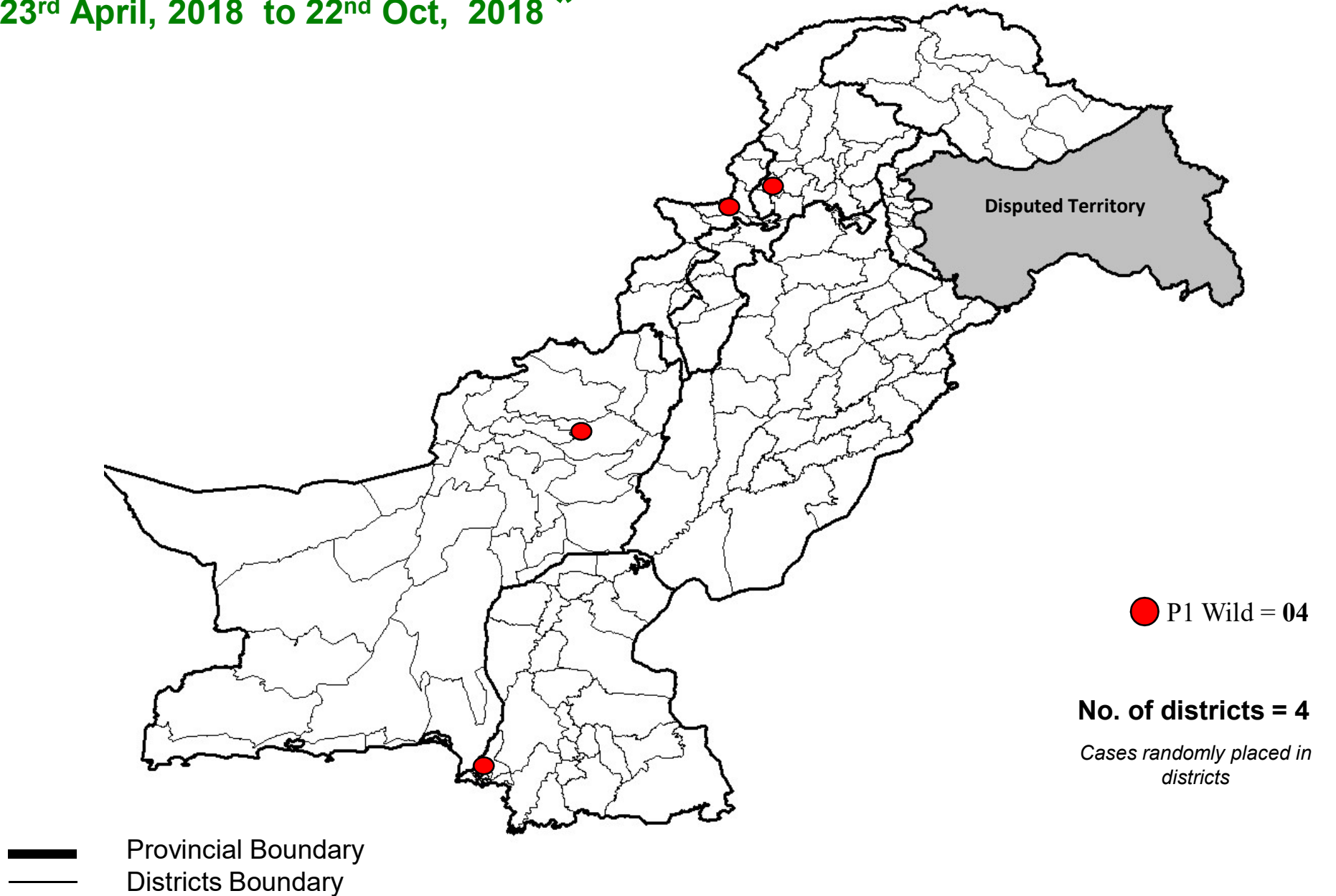
- District with last polio case in province
- Provincial Boundary
- Districts Boundary

Cases randomly placed in districts

* Afp.rec Data as of 22-10-2018

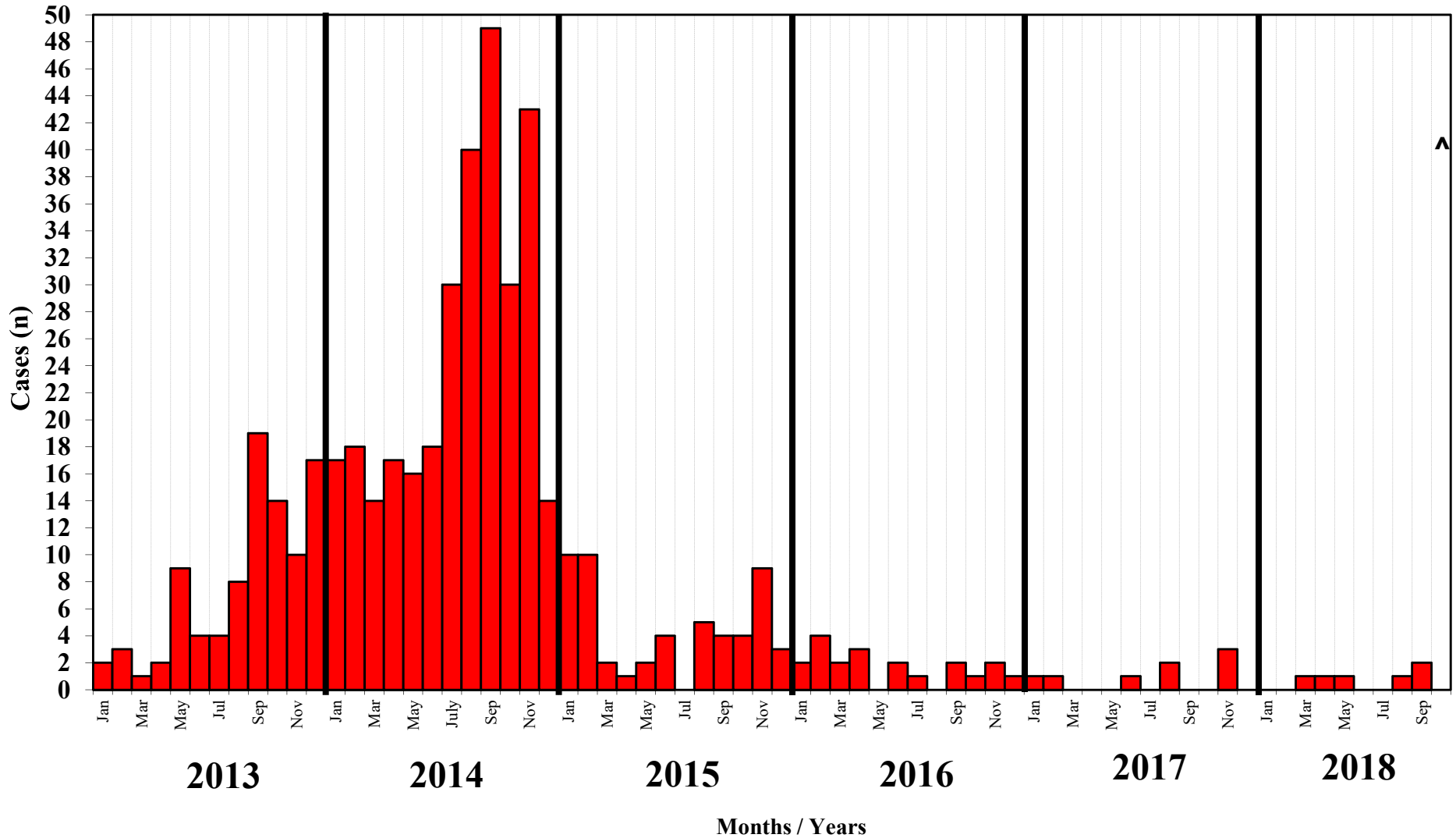
Map 3: Wild Polio cases in the last 6 months

23rd April, 2018 to 22nd Oct, 2018 *



* Afp.rec Data as of 22-10-2018

Confirmed Polio Cases 2013-2018*

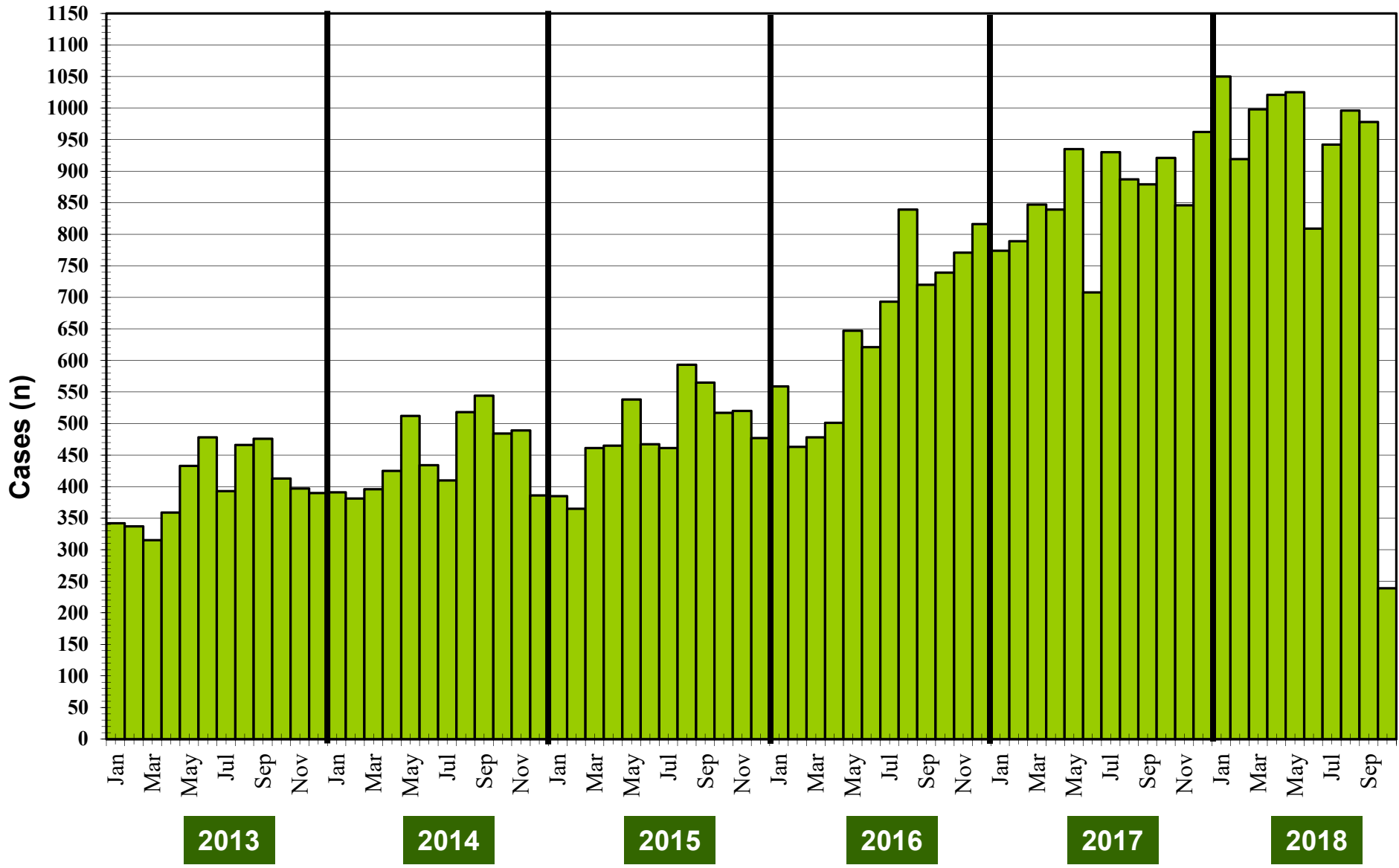


■ NSL1

^ Data incomplete

* Afp.rec Data as of 22-10-2018

Graph 1: Distribution of AFP Cases by Month, Pakistan 2013-2018*



* Afp.rec Data as of 22-10-2018

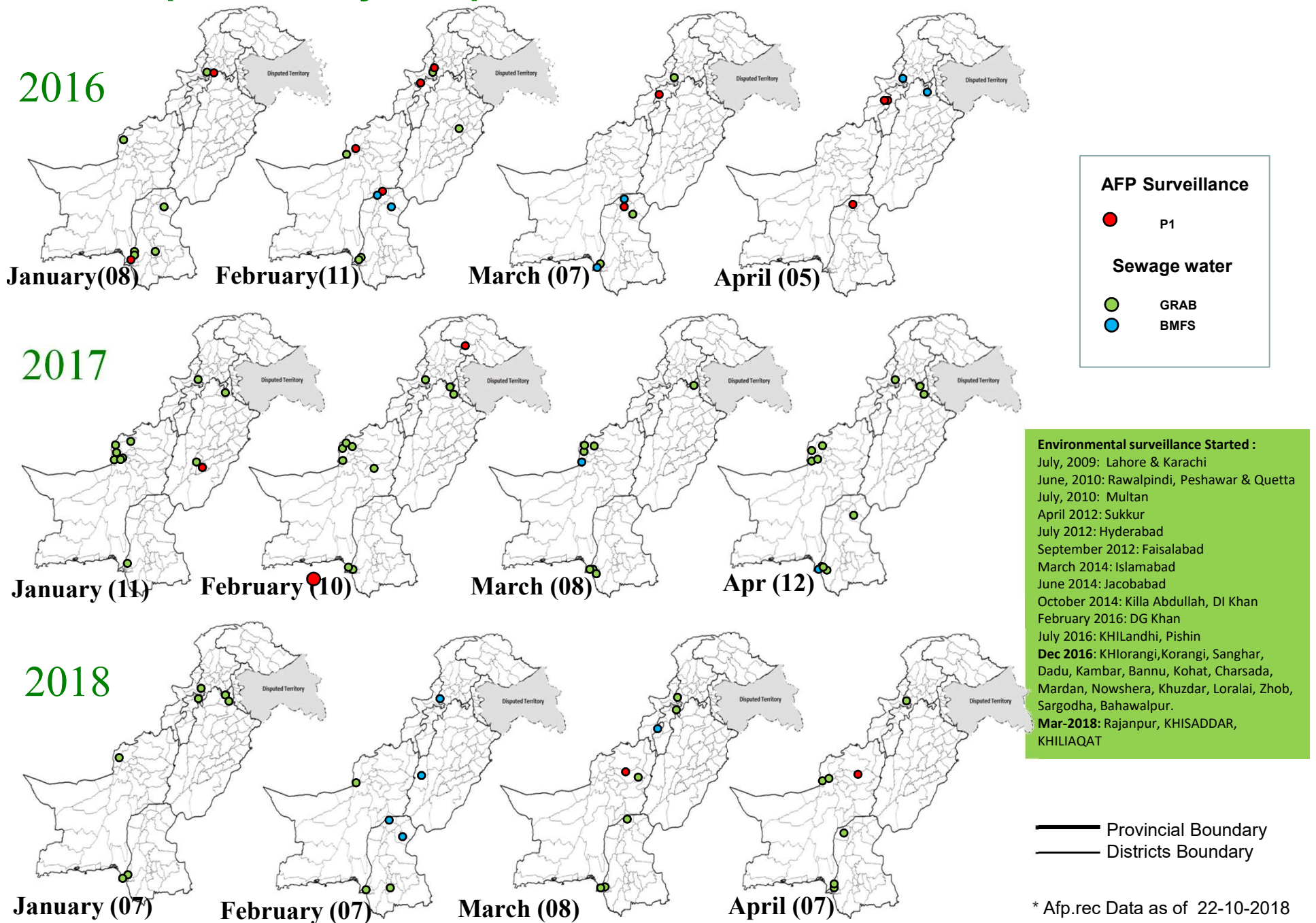
**Table 4: Distribution of AFP Cases By Week of Onset ^
Pakistan- 2018* [Week number / Ending on]**

PROVINCE	W 26 30 Jun 2018	W 27 07 Jul 2018	W 28 14 Jul 2018	W 29 21 Jul 2018	W 30 28 Jul 2018	W 31 04 Aug 2018	W 32 11 Aug 2018	W 33 18 Aug 2018	W 34 25 Aug 2018	W 35 01 Sep 2018	W 36 08 Sep 2018	W 37 15 Sep 2018	W 38 22 Sep 2018	W 39 29 Sep 2018	W 40 06 Sep 2018
PUNJAB	79	106	92	104	97	94	114	88	101	108	116	104	78	93	33
SINDH	42	46	39	38	53	67	61	40	30	43	37	47	58	46	8
KPAKHTUNKHWA	42	47	44	28	32	61	46	39	42	53	45	33	53	52	16
KPTD	16	11	8	13	10	9	7	5	11	6	9	8	10	12	6
BALOCHISTAN	9	11	4	13	6	14	15	8	8	14	17	9	10	14	0
AJK	3	3	1	2	9	6	5	5	4	5	7	4	8	4	1
GBALTISTAN	2	3	2	2	2	1	2	1	4	2	3	1	1	0	0
ISLAMABAD	1	1	2	1	3	2	4	1	2	4	2	6	4	5	2
PAKISTAN	194	228	192	201	212	254	254	187	202	235	236	212	222	226	66

* Afp.rec & Afplab.rec: Data as of 22-10-2018

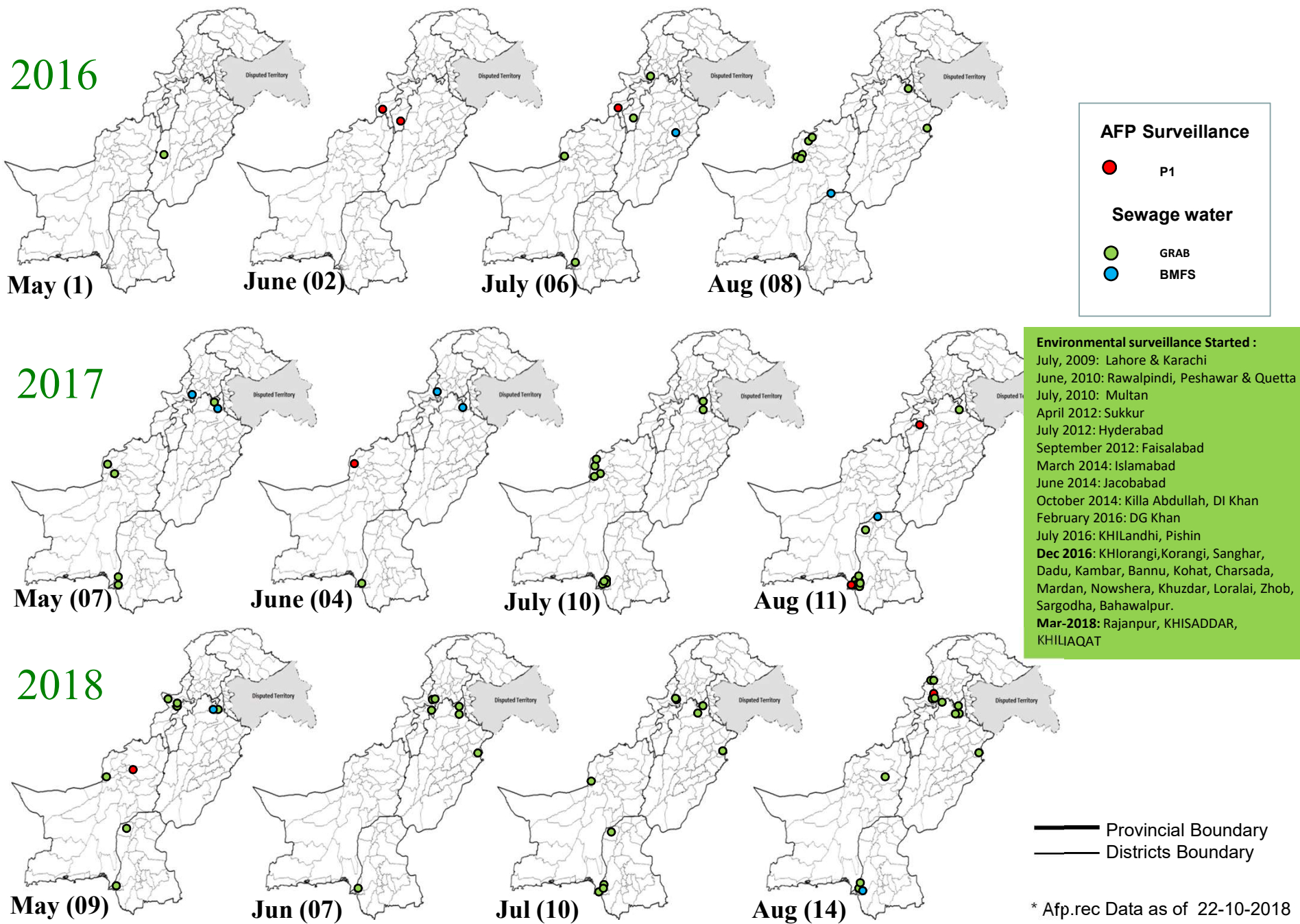
^ MMWR Epidemiological Weeks

Map 4: Monthly Comparison of Polio Cases/Isolates 2016-2018*



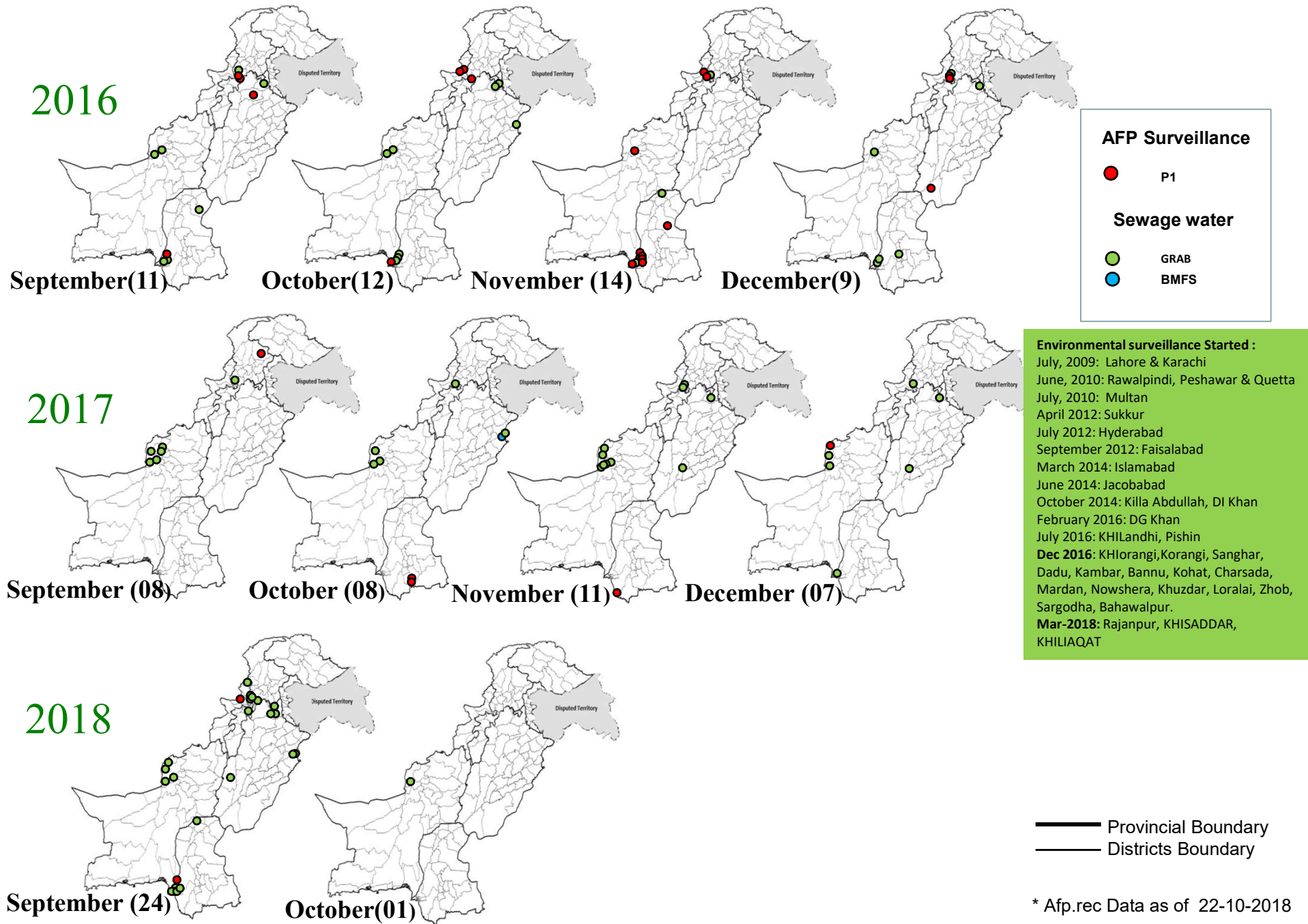
* Afp.rec Data as of 22-10-2018

Map 4.1: Monthly Comparison of Polio Cases/Isolates 2016-2018*



* Afp.rec Data as of 22-10-2018

Map 4.2: Monthly Comparison of Polio Cases/Isolates 2016-2018*



* Afp.rec Data as of 22-10-2018

Table 5: Polio Eradication Update, Pakistan 2015-2018*

Province/Region	Polio 1			
	2015	2016	2017	2018
KP-TD	16	02	-	01
KP	17	08	01	01
SINDH	12	08	02	01
PUNJAB	02	-	01	-
BALUCHISTAN	07	02	03	03
AJK	-	-	-	-
Gilgit-Baltistan	-	-	01	-
ISLAMABAD	-	-	-	-
PAKISTAN	54	20	08	06

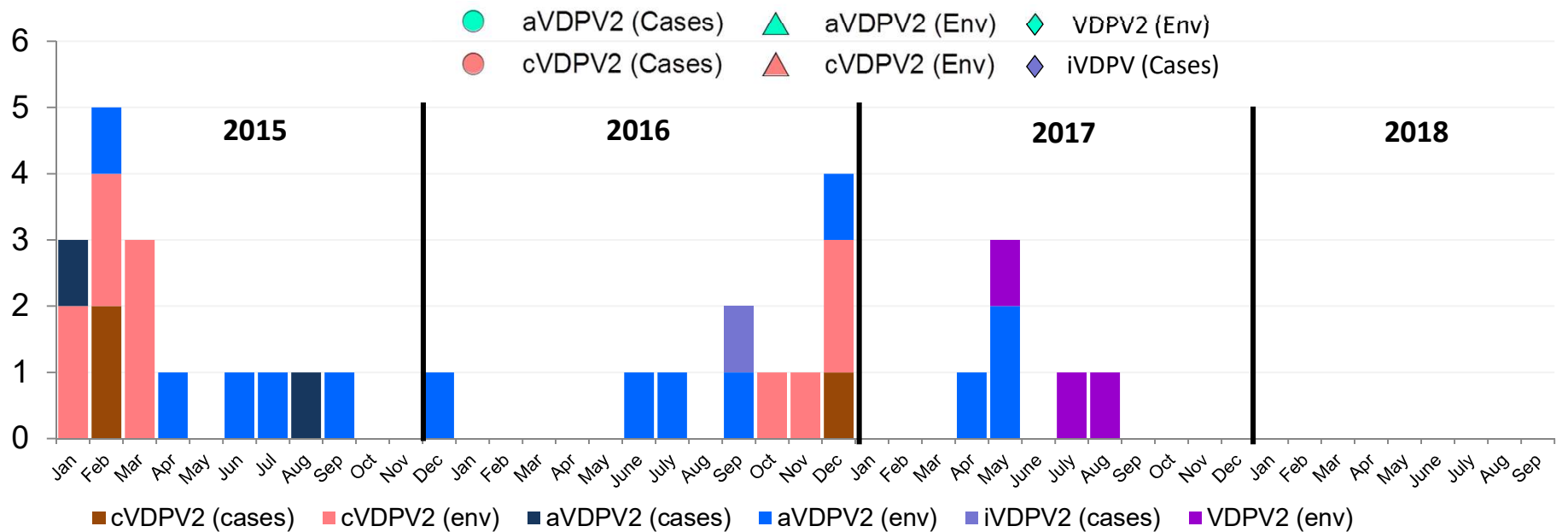
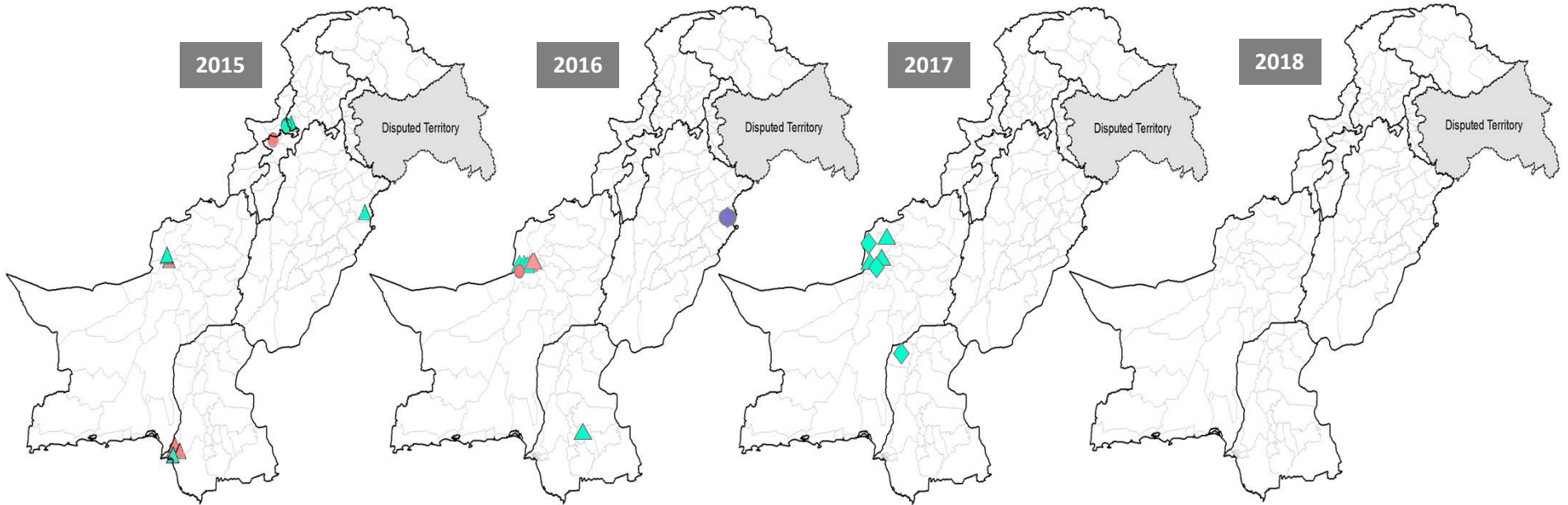


* Afp.rec Data as of 22-10-2018

VDPV2 isolates, 2014 to 2018*

DISTRICT	2014				2015				2016					2017					2018			
	aVDPV-2		cVDPV-2		aVDPV-2		cVDPV-2		aVDPV-2		iVDPV-2		cVDPV-2		VDPV2		aVDPV-2		cVDPV-2			
	Cases	Env	Cases	Env	Cases	Env	Cases	Env	Cases	Env	Cases	Env	Cases	Env	Cases	Env	Env	Cases	Env	Cases	Env	
JAFARABAD																						
MASTUNG																						
PISHIN															1							
QUETTA					2		1			3			1	4			2					1
KABDULAH																						1
BALOCHISTAN					2		1			3			1	4			3					2
KHYBER	1		2		1		1															
MOHMAND																						
WAZIR-N	2		7																			
WAZIR-S	1																					
KP-TD	4		17		1		1															
FR BANNU			8																			
BANNU			1																			
HANGU							1															
LAKKIMRWT			1																			
PESHAWAR			1				1															
KPAKHTUNKHWA			3		1		1															
LAHORE	1				1					1												
PUNJAB	1				1					1												
KAMBAR																						1
KHIGADAP		2	1	7																		6
KHIGIQBAL		1					2															
KHIGULBERG							1															
HYDERABAD										1												
SINDH		3	1	7	1		2		6	1												1
PAKISTAN	5	3	21	7	2		6		2	7		4	1		1	4				3		3

VDPV isolates (Cases + ES), 2015 – 2018*



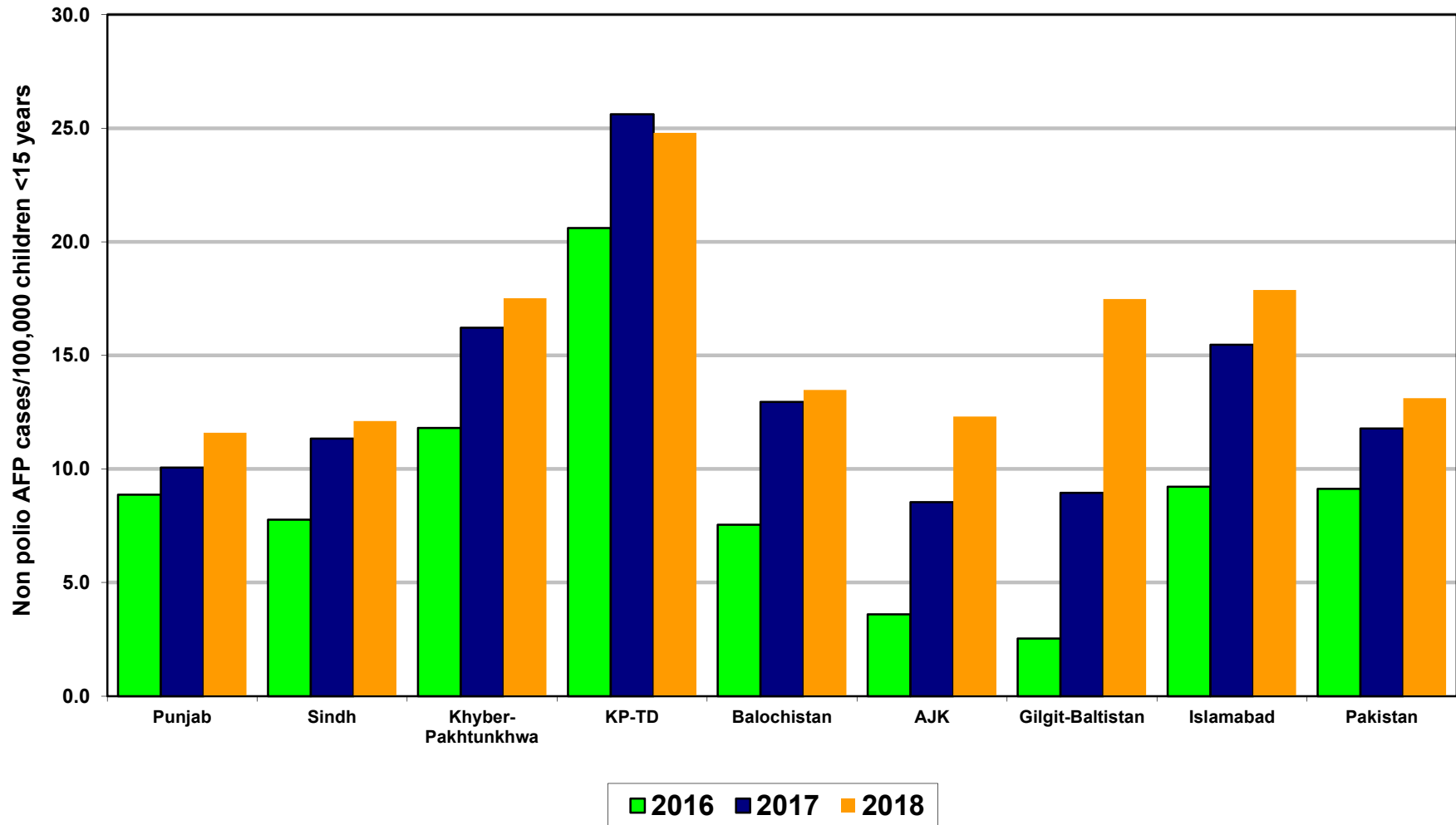
* Afp.rec Data as of 22-10-2018

Table 6: Vaccination status of non polio AFP cases age 6-59 months 2016-2018*

REGION	0 dose			1-2 doses			3 doses			4-6 doses			7+ doses		
	16	17	18	16	17	18	16	17	18	16	17	18	16	17	18
Central Punjab	0%	0%	0%	0%	0%	0%	1%	1%	1%	3%	3%	2%	97%	96%	97%
North Punjab	0%	0%	0%	0%	0%	0%	0%	1%	1%	2%	2%	2%	98%	97%	97%
South Punjab	0%	0%	0%	0%	0%	0%	0%	0%	0%	2%	2%	1%	98%	98%	98%
PUNJAB	0%	0%	0%	0%	0%	0%	0%	1%	1%	2%	2%	2%	97%	97%	97%
Karachi	0%	1%	0%	1%	1%	1%	1%	1%	2%	5%	7%	5%	93%	91%	92%
North Sindh	0%	0%	0%	0%	0%	0%	0%	0%	0%	5%	3%	3%	94%	97%	97%
South Sindh	0%	0%	0%	1%	0%	0%	1%	1%	1%	6%	4%	2%	92%	95%	96%
SINDH	0%	0%	0%	1%	0%	0%	1%	0%	1%	5%	4%	3%	93%	95%	95%
Central Khyber Pakhtunkhwa	0%	0%	0%	0%	1%	0%	0%	0%	0%	1%	1%	1%	98%	98%	98%
North Khyber Pakhtunkhwa	0%	0%	0%	1%	1%	0%	0%	1%	0%	3%	4%	1%	96%	94%	98%
South Khyber Pakhtunkhwa	1%	0%	1%	2%	2%	0%	1%	2%	0%	3%	5%	2%	94%	91%	96%
Khyber Pakhtunkhwa	0%	0%	0%	1%	1%	0%	0%	1%	0%	2%	3%	1%	96%	95%	98%
KP-TD	0%	0%	0%	2%	0%	0%	1%	1%	0%	9%	8%	3%	89%	91%	96%
Rest of Balochistan	7%	3%	0%	7%	9%	2%	2%	4%	1%	23%	13%	19%	62%	71%	78%
North Balochistan	0%	4%	0%	3%	6%	2%	3%	2%	0%	10%	10%	10%	83%	78%	88%
Quetta Block	1%	0%	4%	1%	1%	0%	4%	0%	0%	10%	7%	0%	83%	92%	96%
BALUCHISTAN	2%	2%	1%	3%	4%	1%	3%	3%	0%	13%	10%	9%	80%	82%	88%
PAKISTAN	0%	0%	0%	1%	1%	0%	1%	1%	1%	4%	4%	3%	95%	95%	96%

* Afp.rec Data as of 22-10-2018

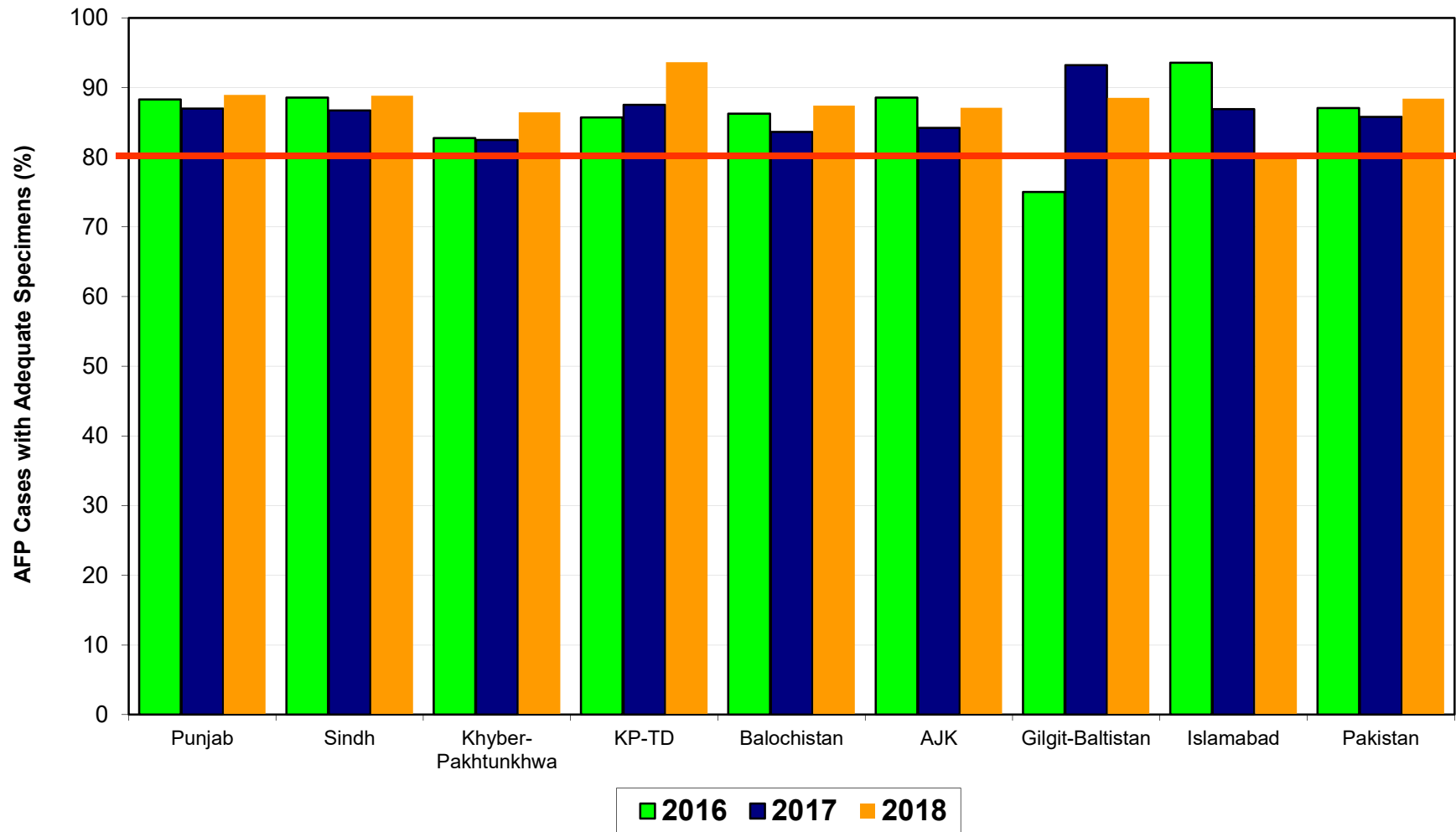
Non Polio AFP Rate By Province/Regions, 2016-2018*



Minimum Target Non-Polio AFP Rate is 6/100000 < 15 years of the age

* Afp.rec Data as of 22-10-2018

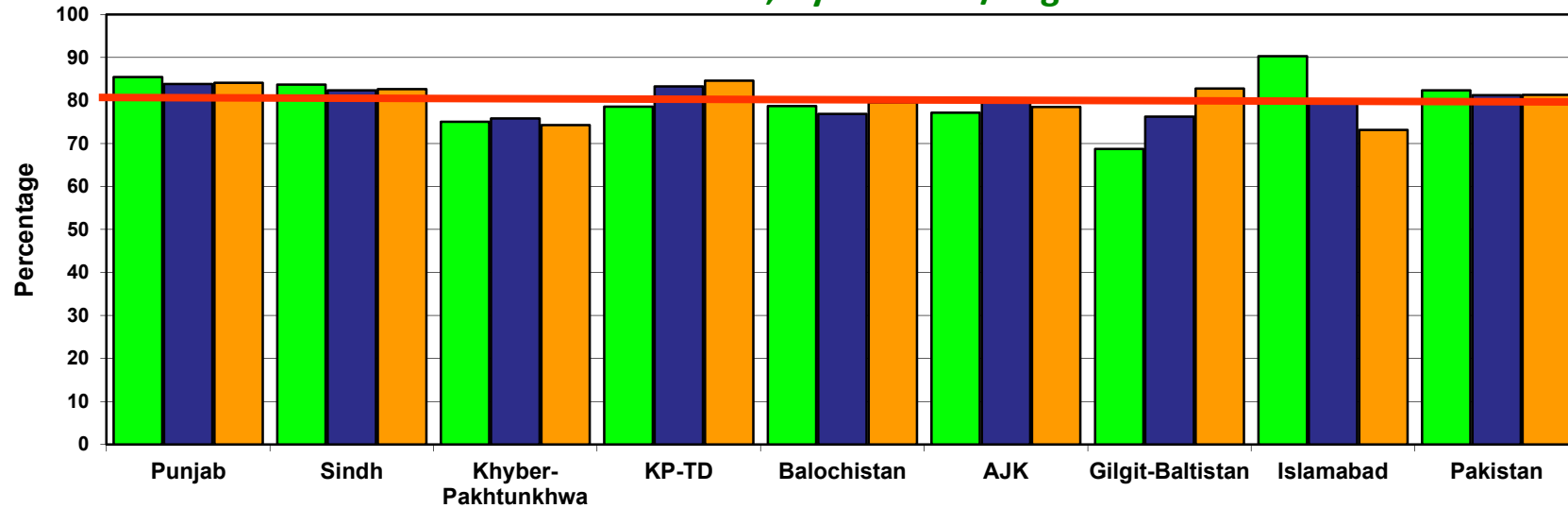
Percent AFP Cases with Adequate Specimens By Province/Regions, 2016-2018*



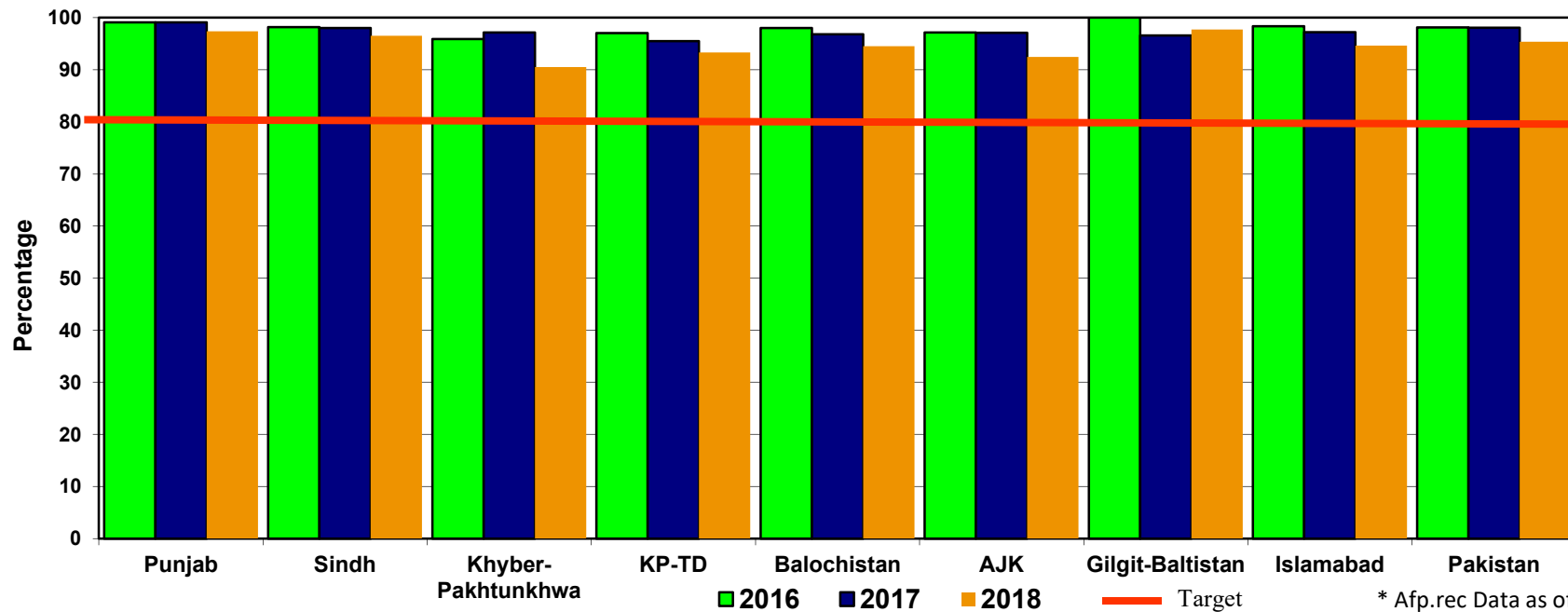
* Afp.rec Data as of 22-10-2018

— Target Adequate Sample cases = 80%

**Graph 5: Percent AFP Cases Notified within 07 days of paralysis onset
2016 - 2018*; By Province/Regions**



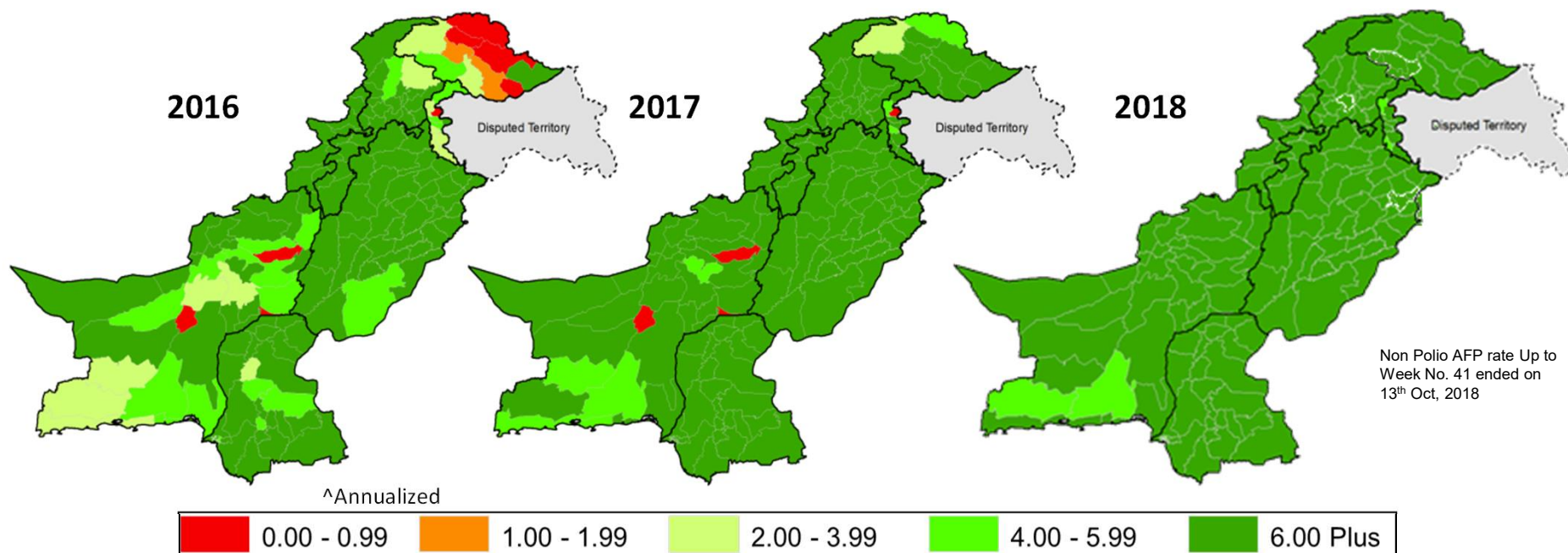
**Graph 6: Percent AFP Cases Investigated within 48 hours of notification
2016 ~ 2018*; By Province/Regions**



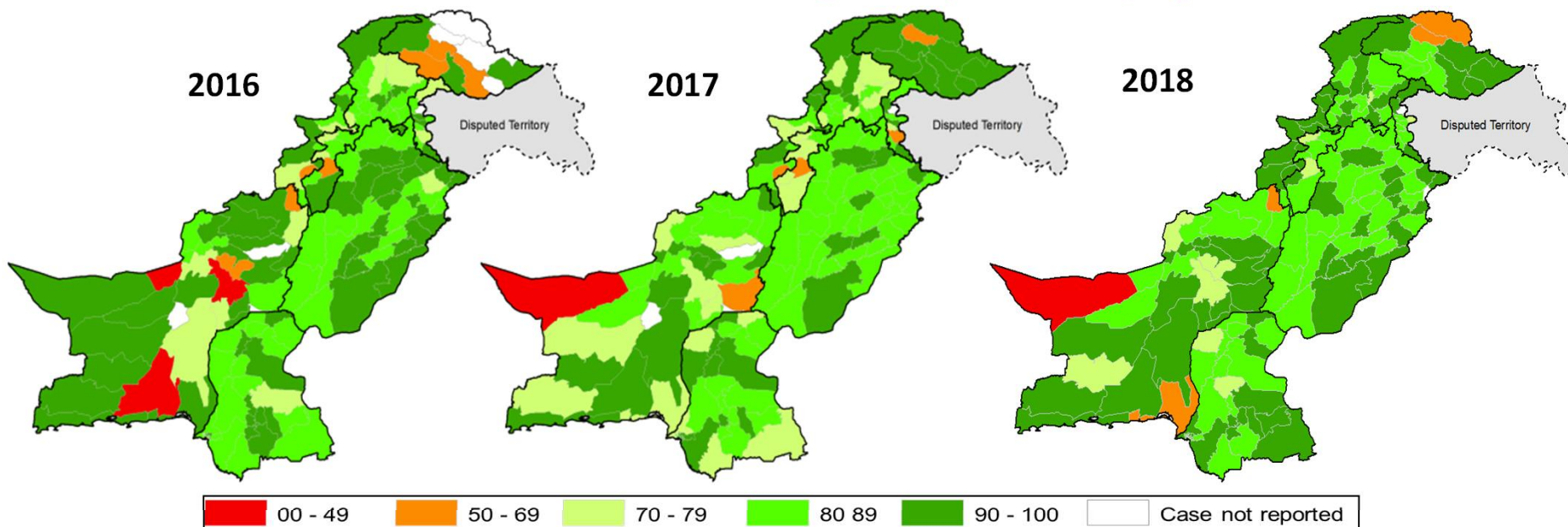
2016 2017 2018 Target

* Afp.rec Data as of 22-10-2018

Non-Polio ^ AFP Rate by District



Percent AFP Cases with Adequate Specimens, by District



**Table 7.4: AFP CASES PENDING FOR CLASSIFICATION
WITH DATE OF ONSET MORE THAN 90 DAYS* 2018 Page (1/3)**

S. No	DISTRICT	TEHSIL	EPID	SEX	AGE	DONSET	DOSESE	DSTOOL1	DSTOOL2	LAB	FEVER	ASVM	PROG	FUP	PEND (DAYS)
1	DIKHAN	DIKHAN	KP/60/18/049	M	84	14-06-18	7+	27-07-18	28-07-18	NVI	UK	UK	UK		127
2	DIKHAN	DIKHAN	KP/60/18/054	F	143	11-07-18	7+	09-08-18	10-08-18	EV	UK	UK	UK		100
3	HARIPUR	HARIPUR	KP/12/18/800	F	84	17-07-18	7+	10-08-18	11-08-18	NVI	UK	UK	UK		94
4	KABDULAH	KABDULAH	BN/14/18/019	M	30	13-06-18	7+	07-08-18		NVI	UK	UK	UK		128
5	PESHAWAR	PESHAWAR	KP/30/18/286	M	27	21-06-18	7+	LATE NOTIFIED			UK	UK	UK		120
6	QUETTA	QUETTA	BN/11/18/800	M	30	13-06-18	7+	07-07-18		NVI	UK	UK	UK		128
7	BAJOUR	WARA MAMOUND	FT/33/18/047	F	3	05-06-18	2	23-06-18	24-06-18	NVI	Y	Y	Y	Y	136
8	FR BANNU	FR BANNU	FT/69/18/021	M	18	09-05-18	7+	07-07-18	08-07-18	NVI	N	Y	UK		163
9	KHYBER	BARA	FT/34/18/031	M	10	15-02-18	7+	14-03-18	15-03-18	NVI	Y	Y	Y	Y	246
10	ATTOCK	HAZRO	PB/12/18/033	F	4	12-07-18	4	29-07-18	30-07-18	NVI	N	Y	Y	Y	99
11	FAISALABAD	FSD CITY	PB/51/18/123	M	24	01-06-18	7+	DIED BEFORE STOOL			N	N	Y	DIED	140
12	FAISALABAD	SAMUNDRI	PB/51/18/147	M	30	15-07-18	7+	29-07-18	31-07-18	EV	N	N	Y	Y	96
13	FAISALABAD	FSD SADAR	PB/51/18/164	M	18	13-07-18	7+	26-08-18	27-08-18	EV	Y	N	Y	Y	98
14	LODHRAN	LODHRAN	PB/64/18/061	F	1	10-05-18	0	LATE NOTIFIED			Y	Y	Y		162
15	RYKHAN	RAHIMYAR KHAN	PB/72/18/170	M	168	08-06-18	7+	24-07-18	26-07-18	NVI	N	N	Y	Y	133
16	SARGODHA	SILANWALI	PB/41/18/081	M	27	11-07-18	7+	04-09-18	05-09-18	EV	Y	Y	Y	Y	100
17	SHEIKHUPURA	SHARAQPUR	PB/33/18/104	M	62	08-07-18	7+	LATE NOTIFIED			Y	Y	Y	Y	103
18	BADIN	GOLARCHI	SD/23/18/040	F	36	18-07-18	7+	27-07-18	02-08-18	EV	N	N	Y	Y	93
19	DADU	K.N.SHAH	SD/24/18/037	F	54	24-06-18	7+	09-07-18	11-07-18	NVI	N	N	Y	Y	117
20	DADU	MEHAR	SD/24/18/045	F	74	28-04-18	7+	14-08-18	15-08-18	EV	Y	Y	Y	Y	174
21	GHOTKI	UBAURO	SD/42/18/050	M	144	02-07-18	7+	DIED BEFORE STOOL			N	N	Y	DIED	109
22	GHOTKI	GHOTKI	SD/42/18/053	M	72	14-07-18	7+	18-07-18		NVI	Y	Y	UK	DIED	97
23	HYDERABAD	HYDERABAD CITY	SD/21/18/047	M	12	25-06-18	7+	07-07-18	10-07-18	EV	N	Y	Y	Y	116
24	HYDERABAD	HYDERABAD RURAL	SD/21/18/064	M	24	20-07-18	7+	02-09-18	04-09-18	NVI	Y	Y	N	Y	91
25	JACOBABAD	GARHI KHAIRO	SD/53/18/043	F	36	30-06-18	7+	01-08-18	02-08-18	EV	N	Y	Y	Y	111
26	JACOBABAD	GARHI KHAIRO	SD/53/18/048	M	12	11-06-18	7+	LATE NOTIFIED			Y	Y	Y		130
27	JACOBABAD	GARHI KHAIRO	SD/53/18/050	F	84	17-07-18	7+	20-08-18	22-08-18	NVI	Y	Y	Y		94
28	JAMSHORO	KOTRI	SD/25/18/050	F	23	19-07-18	7+	12-08-18	13-08-18	EV	Y	N	Y		92
29	KAMBAR	KAMBAR	SD/55/18/047	M	18	03-06-18	7+	07-07-18	09-07-18	NVI	Y	Y	Y	Y	138
30	KAMBAR	KAMBAR	SD/55/18/056	M	144	28-06-18	7+	25-07-18	26-07-18	EV	Y	N	Y	DIED	113
31	KAMBAR	WARAH	SD/55/18/061	F	36	24-05-18	7+	LATE NOTIFIED			N	Y	Y	Y	148
32	KAMBAR	SIJAWAL	SD/55/18/067	M	28	10-07-18	7+	07-08-18	08-08-18	NVI	UK	UK	UK		101
33	KHIGADAP	GADAP	SD/63/18/026	M	84	01-06-18	7+	11-06-18		NVI	N	N	Y	DIED	140
34	KHIGADAP	GADAP	SD/63/18/036	F	36	02-06-18	7+	LATE NOTIFIED			Y	Y	Y	Y	139
35	KHIGADAP	GADAP	SD/63/18/038	M	30	16-06-18	7+	LATE NOTIFIED			N	Y	Y	Y	125
36	KHINORTH	NORTH	SD/73/18/012	F	50	20-06-18	7+	DIED BEFORE STOOL			N	N	Y	DIED	121
37	KHINORTH	NORTH	SD/73/18/015	F	30	27-06-18	7+	23-07-18	25-07-18	NVI	N	N	UK	DIED	114
38	SBENAZIRABAD	DAUR	SD/44/18/030	F	84	23-06-18	7+	10-07-18	11-07-18	NVI	Y	Y	Y	Y	118
39	SBENAZIRABAD	DAUR	SD/44/18/031	M	36	28-06-18	7+	17-07-18	18-07-18	EV	Y	N	Y	Y	113
40	SBENAZIRABAD	NAWABSHAH	SD/44/18/035	M	60	11-05-18	7+	LATE NOTIFIED			Y	Y	Y	Y	161
41	SUJAWAL	SHAH BUNDER	SD/79/18/077	M	11	10-06-18	7+	28-07-18	29-07-18	EV	Y	Y	Y	Y	131
42	UMERKOT	PITHORO	SD/34/18/037	F	84	03-06-18	7+	18-07-18	19-07-18	NVI	Y	Y	Y	Y	138

* Afp.rec Data as of 22-10-2018

€ Based on recall of parents

60 days Follow-up not done

FUP = Residual Weakness at 60 days follow up.

**Table 7.4: AFP CASES PENDING FOR CLASSIFICATION
WITH DATE OF ONSET MORE THAN 90 DAYS* 2018 Page (2/3)**

S. No	DISTRICT	TEHSIL	EPID	SEX	AGE	DONSET	DOSESE	DSTOOL1	DSTOOL2	LAB	FEVER	ASVM	PROG	FUP	PEND (DAYS)
43	BANNU	BANNU	KP/61/18/031	M	37	22-06-18	7+	21-07-18	30-07-18	EV	N	N	Y	Y	119
44	BATAGRAM	ALLAI	KP/11/18/020	M	13	01-04-18	7+	LATE NOTIFIED			Y	N	UK	Y	201
45	BATAGRAM	ALLAI	KP/11/18/024	M	24	20-05-18	7+	LATE NOTIFIED			N	Y	Y	Y	152
46	CHARSADA	CHARSADDA	KP/31/18/099	M	37	17-07-18	7+	23-07-18		NVI	Y	N	Y		94
47	CHARSADA	CHARSADDA	KP/31/18/117	M	24	30-05-18	7+	LATE NOTIFIED			Y	Y	Y	Y	142
48	CHITRAL	CHITRAL	KP/21/18/019	F	156	26-03-18	7+	LATE NOTIFIED			Y	N	Y		207
49	DIKHAN	DERA ISMAIL KHAN	KP/60/18/044	M	54	07-07-18	7+	19-07-18	22-07-18	NVI	Y	N	Y		104
50	DIRLOWER	TIMERGARA	KP/23/18/082	F	15	01-05-18	7+	LATE NOTIFIED			Y	Y	Y	Y	171
51	DIRUPPER	DIR	KP/25/18/040	F	20	28-06-18	7+	17-07-18	18-07-18	EV	Y	UK	UK	Y	113
52	KARAK	KARAK	KP/51/18/026	F	18	11-06-18	7+	03-07-18	04-07-18	EV	N	Y	Y	Y	130
53	KARAK	TAKHT-E-NASRATI	KP/51/18/045	F	56	20-04-18	7+	LATE NOTIFIED			N	Y	N	Y	182
54	KOHAT	KOHAT	KP/50/18/042	M	8	29-06-18	7+	01-08-18	02-08-18	EV	Y	N	Y	Y	112
55	KOHISTAN	DASSU	KP/13/18/006	M	164	25-02-18	7+	21-03-18	22-03-18	NVI	Y	N	N	Y	236
56	LAKKIMRWT	SERAI NAURANG	KP/62/18/019	M	10	20-02-18	7+	25-03-18	26-03-18	EV	Y	Y	Y	Y	241
57	LAKKIMRWT	LAKKI MARWAT	KP/62/18/035	M	20	28-02-18	7+	LATE NOTIFIED			Y	Y	Y	Y	233
58	LAKKIMRWT	LAKKI MARWAT	KP/62/18/052	M	21	23-03-18	7+	LATE NOTIFIED			UK	Y	Y	Y	210
59	LAKKIMRWT	LAKKI MARWAT	KP/62/18/056	F	12	15-04-18	7+	LATE NOTIFIED			UK	N	Y	Y	187
60	LAKKIMRWT	SERAI NAURANG	KP/62/18/061	F	30	01-06-18	7+	27-06-18	29-06-18	EV	Y	Y	Y	Y	140
61	LAKKIMRWT	SERAI NAURANG	KP/62/18/063	M	108	06-06-18	7+	21-06-18	22-06-18	NVI	Y	Y	Y	Y	135
62	LAKKIMRWT	LAKKI MARWAT	KP/62/18/058	M	26	24-05-18	7+	25-06-18	26-06-18	EV	Y	Y	Y	Y	148
63	LAKKIMRWT	LAKKI MARWAT	KP/62/18/084	M	22	20-06-18	7+	LATE NOTIFIED			N	N	N		121
64	MALAKAND	BATKHELA	KP/20/18/034	M	57	17-06-18	7+	13-07-18	14-07-18	NVI	Y	N	Y	Y	124
65	MALAKAND	BATKHELA	KP/20/18/039	M	16	11-05-18	7+	LATE NOTIFIED			Y	Y	Y	Y	161
66	MARDAN	MARDAN	KP/40/18/109	F	6	05-06-18	5	30-06-18	01-07-18	NVI	N	N	Y	Y	136
67	MARDAN	MARDAN	KP/40/18/160	F	18	21-06-18	7+	LATE NOTIFIED			Y	N	Y	Y	120
68	NOWSHERA	NOWSHERA	KP/32/18/038	M	18	20-04-18	7+	04-05-18	05-05-18	NVI	Y	Y	N	Y	182
69	NOWSHERA	NOWSHERA	KP/32/18/051	M	13	27-04-18	7+	06-06-18	07-06-18	EV	Y	Y	Y	Y	175
70	NOWSHERA	NOWSHERA	KP/32/18/068	F	61	11-06-18	7+	17-07-18	18-07-18	EV	N	Y	Y	Y	130
71	NOWSHERA	NOWSHERA	KP/32/18/090	M	35	05-05-18	7+	LATE NOTIFIED			N	Y	UK	Y	167
72	PESHAWAR	PESHAWAR	KP/30/18/139	M	10	04-06-18	7+	19-06-18	20-06-18	NVI	Y	Y	Y	Y	137
73	PESHAWAR	PESHAWAR	KP/30/18/176	M	23	20-04-18	7+	LATE NOTIFIED			N	Y	Y	Y	182
74	PESHAWAR	PESHAWAR	KP/30/18/228	F	16	02-07-18	7+	LATE NOTIFIED			N	Y	Y		109
75	SHANGLA	PURAN	KP/26/18/041	M	90	26-06-18	7+	31-07-18	02-08-18	NVI	Y	N	Y	Y	115
76	SWAT	BAKIKOT	KP/24/18/076	M	154	07-07-18	0	12-07-18		NVI	Y	N	Y	DIED	104
77	SWAT	KALAM	KP/24/18/082	M	54	10-07-18	7+	08-08-18	09-08-18	NVI	Y	N	Y	DIED	101
78	BARKHAN	BARKHAN	BN/23/18/006	F	144	23-06-18	7+	DIED BEFORE STOOL			Y	N	Y	DIED	118
79	CHAGHAI	DALBANDIN	BN/13/18/007	F	10	30-06-18	7+	13-08-18	14-08-18	NVI	N	N	Y	Y	111
80	CHAGHAI	CHAGAI	BN/13/18/009	M	24	28-06-18	7+	27-08-18	28-08-18	NVI	Y	N	Y	Y	113
81	KSAIFULAH	KSAIFULLAH	BN/25/18/013	F	8	01-07-18	7+	08-07-18		NVI	Y	Y	Y	DIED	110
82	NSIRABAD	TAMBOO	BN/41/18/028	M	84	10-07-18	7+	27-08-18	29-08-18	NVI	Y	Y	Y		101
83	HAVELI	HAVAILI	AJ/51/18/006	M	77	14-06-18	7+	27-06-18	29-06-18	NVI	Y	N	Y	Y	127
84	POONCH	ABBASPUR	AJ/40/18/007	M	24	20-01-18	7+	07-02-18	08-02-18	NVI	Y	Y	Y	Y	272

* Afp.rec Data as of 22-10-2018

€ Based on recall of parents

60 days Follow-up not done

FUP = Residual Weakness at 60 days follow up.

**Table 7.4: AFP CASES PENDING FOR CLASSIFICATION
WITH DATE OF ONSET MORE THAN 90 DAYS* 2018 Page (3/3)**

S. No	DISTRICT	TEHSIL	EPID	SEX	AGE	DONSET	DOSE€	DSTOOL1	DSTOOL2	LAB	FEVER	ASYM	PROG	FUP	PEND (DAYS)
85	CDA	CDA	IB/01/18/022	M	68	04-06-18	7+	15-06-18	20-06-18	EV	N	Y	Y		137
86	CDA	CDA	IB/01/18/025	F	39	20-07-18	7+	04-08-18	06-08-18	NVI	Y	Y	Y		91
87	CDA	CDA	IB/01/18/029	F	9	11-07-18	7+	31-08-18	01-09-18	NVI	UK	UK	UK		100
88	ICT	ICT	IB/02/18/034	M	41	12-07-18	7+	03-08-18	04-08-18	NVI	N	N	Y		99
89	ICT	ICT	IB/02/18/038	M	120	07-07-18	7+	16-08-18	17-08-18	EV	UK	UK	UK		104
90	ICT	ICT	IB/02/18/046	F	153	16-06-18	3				N	Y	Y		125

* Afp.rec Data as of 22-10-2018

€ Based on recall of parents

60 days Follow-up not done

FUP = Residual Weakness at 60 days follow up.