



**World Health
Organization**

Weekly AFP Surveillance Update Pakistan

Week 41 (*Ended on 13th Oct, 2018*)

National Surveillance Cell

World Health Organization Country Office,
Chak Shahzad, Park Road,
Islamabad, Pakistan

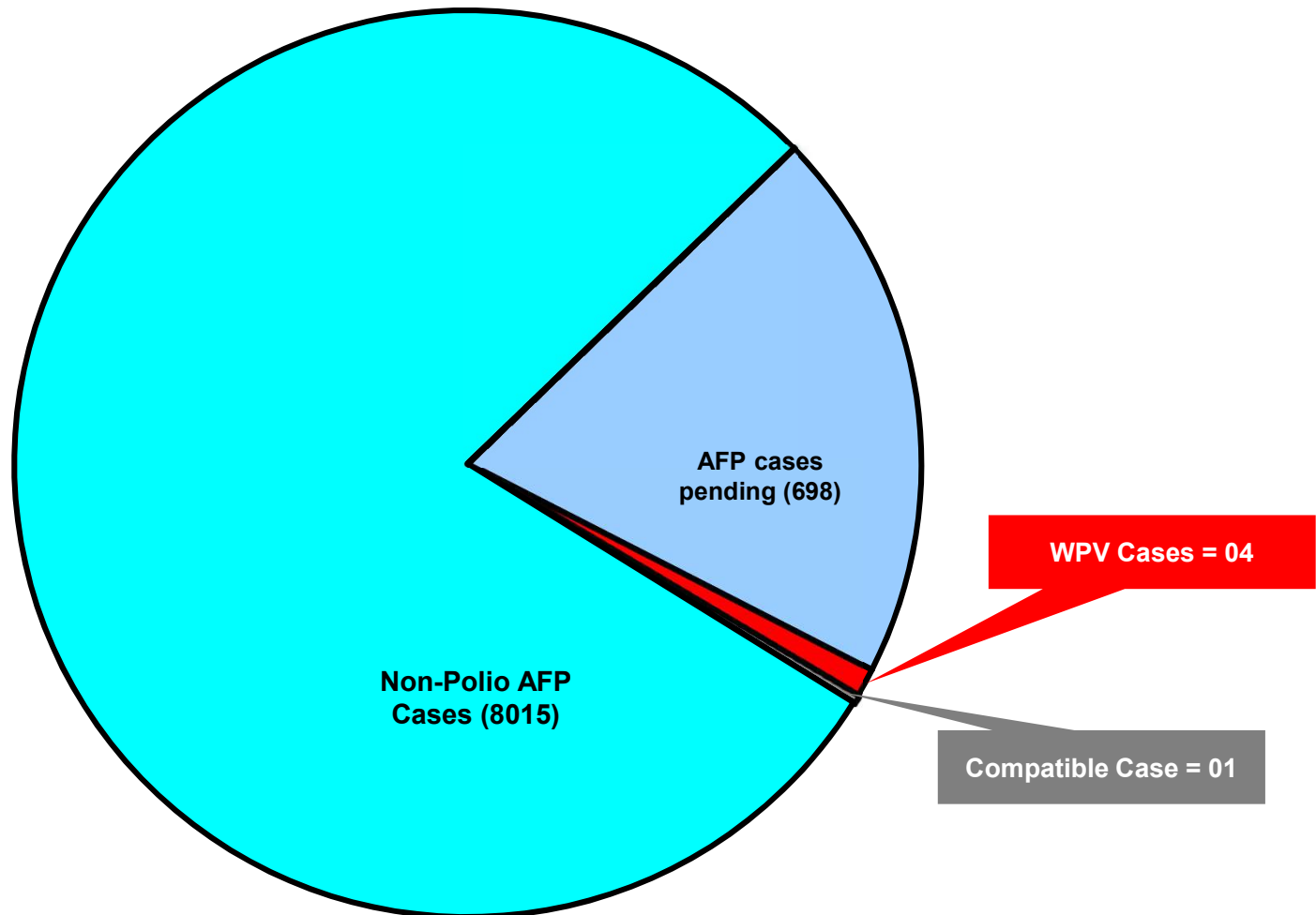
Tel: +92-51 9255123 / 9255282 /9255184

AFP Surveillance



<http://www.emro.who.int/pak/information-resources>

AFP Case Profile, 2018*



Total AFP Cases Reported = 8718
^ 265 Inadequate cases not due for FUP
^ 433 AFP Cases pending in Lab
^80 AFP Cases pending for classification by ERC

* Afp.rec Data as of 15-10-2018

Table 1.1: List of Confirmed Polio Cases, Pakistan 2018*

S.NO.	PROVINCE/ REGION	DISTRICT	TEHSIL	EPID NO.	SEX	AGE (m)	DATE ONSET OF PARALYSIS	NO. OPV DOSES (based on parents recall)		FEVER	Asymmetric Paralysis	Rapid Progression	REFUSAL	WPV TYPE	GENETICS
								Routine	SIA's						Cluster
01	BALUCHISTAN	DUKI	DUKI	BN/65/18/003	M	38	08-Mar-18	0	7+	Y	Y	Y	N	NSL1	R4B5C4
02	BALUCHISTAN	DUKI	DUKI	BN/65/18/005	F	18	15-Apr-18	0	7	Y	Y	Y	N	NSL1	R4B5C4D
03	BALUCHISTAN	DUKI	DUKI	BN/65/18/007	M	18	18-May-18	0	3	Y	Y	Y	N	NSL1	R4B5C4D
04	KPAKHTUNKHW	CHARASADA	CHARASADA	KP/31/18/100	M	19	1-Aug-18	3	7+	Y	Y	Y	N	NSL1	R4B5C5B2

* Afp.rec Data as of 15-10-2018

Table 3: Urgent/ITD Pending Cases (Page1/2)

S. #	Basic information									OPV doses				Urgent		Prov Diagnosis	Lab update			Remarks	
	District	Tier	Tehsil	Union council	Epid number	Date of Onset	Age (M)	Sex	Date of 1st stool	Stool Adeq	RI	SAs	Last 6 SAs	Last dose	Field		NSC	Lab No.	Days Inoc		Culture update
Isolates pending for ITSD																					
1	PESHAWAR	1	PESHAWAR	SHEIKH JUNAID	KP/30/18/224	30-Sep-18	56	M	02-Oct-18	Y	3	7+	6	27-Sep-18	N	#	UNNOTICED TRAUMA	11792	7	L20B+	
2	TANK	1	TANK	DABARA	KP/63/18/027	22-Sep-18	13	F	01-Oct-18	Y	3	7+	6	06-Aug-18	N	N	GBS	11703	7	L20B+	
3	CHARSADA	2	TANGI	MIRZA DHER	KP/31/18/116	24-Sep-18	80	F	29-Sep-18	Y	3	7+			N	N	UNNOTICED TRAUMA	11557	9	L20B+	
4	KOHOSTAN *	4	#	#	KP/13/18/027-C1		36	F	06-Oct-18	-	-	-			N	-	-		11968	5	L20B+
5	MANSEHRA	4	OGHI	SHAM DRA	KP/14/18/051	26-Sep-18	36	F	28-Sep-18	Y	3	7+	6	26-Sep-18	N	N	UNNOTICED TRAUMA	11625	9	L20B+	
6	KHYBER	1	LANDI KOTAL	TORA WELA	TD/34/18/104	25-Sep-18	55	F	30-Sep-18	Y	0	7+	6	09-Aug-18	N	N	RT BELLS PALSY	11672	5	L20B+	
7	WAZIR-N	1	MIRAN SHAH	DATTA KHEL-2	TD/64/18/050	01-Oct-18	1	F	02-Oct-18	Y	0	1	1	27-Sep-18	N	N	LEFT SHOULDER DISLOCATION	11749	7	L20B+	
8	BAJOUR *	2	#	#	TD/33/18/092	03-Oct-18	24	F	05-Oct-18	Y	#	#		26-Sep-18	N	#	*		11953	5	L20B+
9	JEHLUM		DINA	DINA URBAN-II	PB/14/18/048	15-Sep-18	5	F	27-Sep-18	Y	3	5	2	25-Aug-18	N	N	PARAPARESIS	11439	12	L20B+	
10	DGKHAN	2	DG KHAN	NOOTAK	PB/81/18/227	21-Sep-18	18	F	28-Sep-18	Y	3	7+	6	06-Aug-18	N	N	TRAUMATIC NEURITIS	11587	9	L20B+	
11	MULTAN	3	MULTAN RURAL	KHOKHRAN	PB/61/18/123	22-Sep-18	14	F	29-Sep-18	Y	3	7+	6	08-Aug-18	N	N	HYPOCALCAEMIC PARALYSIS	11553	9	L20B+	
12	BAHWLNAGAR	4	BAHWLNAGAR	NOOR VER	PB/73/18/103	20-Sep-18	36	F	29-Sep-18	Y	3	7+	6	10-Apr-18	N	N	LEFT HEMIPLEGIA	11615	9	L20B+	
13	FAISALABAD	4	CHAK JHUMERA	UC 5	PB/51/18/199	24-Sep-18	30	M	02-Oct-18	Y	3	7+	0		N	#	CHILDHOOD HEMIPLEGIA	11799	6	L20B+	
14	SUJAWAL		JATI	KARR MAUK	SD/79/18/109-C1		36	F	03-Oct-18	-	-	-			N	-	-		11883	3	L20B+
15	KHIGADAP	1	GADAP	HUJRO C	SD/63/18/041	22-Sep-18	42	F	02-Oct-18	Y	3	7+	6		N	N	HEMIPLEGIA	11794	3	L20B+	
16	JACOBABAD	2	THULL	THULLI	SD/53/18/052-C2		12	M	28-Sep-18	-	-	-		24-Sep-18	N	-	-		11759	7	L20B+
17	NFEROZ	4	#	#	SD/45/18/037	17-Sep-18	156	F	27-Sep-18	Y	#	#			N	#	*		11854	3	L20B+
18	T.ALLAHYAR	4	JHANDO MARI	MISSAN WADI	SD/27/18/028	28-Sep-18	48	F	30-Sep-18	Y	3	10	6	24-Sep-18	N	N	PARAPLEGIA	11728	7	L20B+	
19	T.ALLAHYAR	4	CHAMBAR	CHAMBER 1	SD/27/18/029	29-Sep-18	24	F	30-Sep-18	Y	3	7+	6		N	#	PARAPLEGIA	11717	7	L20B+	

* New addition § New results #Data not available ≠ NSC Criteria = Fever, Rapid Progress, Age < 48 months and OPV Doses <7 UP = Under process
 Urgent (Field/NSC) / Inadequate specimens / Age 12-35 months / Zero OPV dose UPending for genomic sequencing

Table 3: Urgent/ITD Pending Cases (Page2/2)

S. #	Basic information										OPV doses				Urgent		Prov Diagnosis	Lab update			Remarks
	District	Tier	Tehsil	Union council	Epid number	Date of Onset	Age (M)	Sex	Date of 1st stool	Stool Adeq	RI	SIA's	Last 6 SIA's	Last dose	Field	NSC		Lab No.	Days Inoc	Culture update	
Reported urgent (by field / NSC criteria)																					
20	KABDULAH	1	DOBANDI	AUGHBERG1	BN/14/18/028	23-Sep-18	36	F	27-Sep-18	Y	#	5	0		N	Y	GBS/MENINGITIS	11628	11	UP	SERVICE DELIVER ISSUES
21	SHARANI	4	SHARANI	MUGHAL KOT	BN/26/18/007	23-Sep-18	1	F	26-Sep-18	Y	0	0	0		N	Y	HYPOKALEMIA	11534	12	UP	
22	KOHISTAN *	4	#	#	KP/13/18/027	01-Sep-18		M		#	#	#		N	#	#				UP	Index case of C-1
23	SHANGLA	4	PURAN	MARTUNG	KP/26/18/051	25-Aug-18	5	M	22-Sep-18	N	0	1	1		Y	N	ACUTE MYELOPATHY / RICKETS	11422	15	UP	
24	LAHORE	3	DATA GUNJBUX TOWN	UC 69	PB/31/18/311	20-Sep-18	4	F	28-Sep-18	Y	3	3	3	30-Aug-18	N	Y	TRAUMATIC NEURITIS	11549	12	UP	
25	HAFIZABAD	4	PINDI BHATTIAN	SUKHAKI	PB/22/18/058	03-Oct-18	11	M	05-Oct-18	Y	3	#	5	25-Sep-18	N	Y	PARAPLEGIA	11855	6	UP	
26	NANKANASAHIR	4	NANKANA SAHIB	NAMDAR	PB/35/18/048	24-Sep-18	5	M	30-Sep-18	Y	3	2	2	24-Sep-18	N	Y	CVA	11632	11	UP	
27	SIALKOT	4	DASKA	SALHOKEY	PB/25/18/106	20-Sep-18	8	M	30-Sep-18	Y	3	2	2	09-Apr-18	N	Y	GBS	11633	11	UP	
28	SUJAWAL		JATI	KARR MALIK	SD/79/18/109	01-Oct-18	13	F	02-Oct-18	Y	1	7+	6	08-Aug-18	N	N	RICKETS/UNNOTICED TRAUMAN	11869	7	UP	Index case of C-1
29	JACOBABAD	2	THULL	THUL LI	SD/53/18/052	28-Aug-18	12	F	16-Sep-18	N	3	7+	6	09-Aug-18	N	N	HYPOKALEMIA		20	UP	Index case of C-2
30	KHIKORANGI	4	KORANGI	NASIR COLONY	SD/68/18/028	25-Sep-18	6	M	28-Sep-18	Y	2	2	2	11-Aug-18	Y	Y	GBS/POLIOMYELITIS	11569	11	UP	REFUSAL

* New addition § New results #Data not available * NSC Criteria = Fever , Rapid Progress, Age < 48 months and OPV Doses <7 UP = Under process
 Urgent (Field/NSC) / Inadequate specimens / Age 12-35 months / Zero OPV dose ⚪ Pending for genomic sequencing

Point in time comparison of Polio Cases by Province/Region 2017 - 2018*

Region/ Province	No. of polio cases		No. of infected districts/towns		Most recent polio case
	2017	2018	2017	2018	
Balochistan	1	3	1	1	18-May-18
Sindh	1	0	1	0	09-Nov-17
Khyber Pakhtunkhwa	1	1	1	1	1-Aug-18
KP-TD	0	0	0	0	27-Jul -16
G-Baltistan	1	0	1	0	13-Feb-17
Punjab	1	0	1	0	28-Jan-17
Pakistan	5	4	5	2	1-Aug-18

Twenty two additional district / town declared infected based on environmental samples in 2018

* Afp.rec Data as of 15-10-2018

Table 2: LAB Update 2018*

Month of Onset	AFP Cases	No virus isolated	Cases Under Process		Isolated Viruses from stools						
			Culture	ITD	Vaccine viruses		NPEV		Wild	Results within 14 days	
	n	n	n	n	n	%	n	%	n	n	%
January	1010	843	0	0	76	8	91	9%	0	1010	100%
February	893	714	0	0	74	8	105	12%	0	893	100%
March	968	767	0	0	28	3	172	18%	1	967	100%
April	983	734	0	0	31	3	218	22%	1	983	100%
May	992	722	0	0	30	3	239	24%	1	991	100%
June	784	584	0	0	18	2	182	23%	0	784	100%
July	925	585	0	0	27	3	313	34%	0	925	100%
Aug	974	603	22	1	36	4	313	32%	1	952	98%
Sep	963	411	366	15	22	2	176	18%	0	609	63%
October	91	0	93	3	0	0	0	0%	0	0	0%
Total	8583	5963	481	19	342	4	1809	21%	04	8114	95%

* Data as of Oct 15, 2018

Comparison of Environmental Sampling Results, 2017-18*

DISTRICT	2017					2018					Last
	TOTAL	WILD			TOTAL	WILD					
	n	GRAB n	BMFS n	TOTAL n %	n	GRAB n	BMFS n	TOTAL n %			
LAHORE	50			0 0%	45	5		5 11%	12-Sep-18		
MULTAN	28	1		1 4%	27			0 0%	9-Jan-17		
DGKHAN	29			0 0%	19	1	1	2 11%	12-Sep-18		
RAWALPINDI	22	6	2	8 36%	19	8	1	9 47%	10-Sep-18		
FAISALABAD	19			0 0%	17			0 0%	2-Jul-16		
SARGODHA	9			0 0%	9			0 0%			
BAHAWALPUR	9			0 0%	8			0 0%			
RAJANPUR					9			0 0%			
CDA	10	5		5 50%	9	5		5 56%	10-Sep-18		
KHIGIQBAL	22	5	1	6 27%	18	1		1 6%	13-Sep-18		
KHIGADAP	30	18		18 60%	28	10	1	11 39%	11-Sep-18		
KHIBALDIA	10	1		1 10%	9	2		2 22%	4-Sep-18		
KHILANDHI	9	5		5 56%	8	3		3 38%	30-Jul-18		
KHIKORANGI	9			0 0%	8			0 0%	16-Oct-17		
KHISITE	10	3		3 30%	9	2		2 22%	3-Sep-18		
KHISADDAR					8	1		1 13%	10-Sep-18		
KHILIAQAT					7	1		1 14%	7-Mar-18		
SUKKUR	26	1	1	2 8%	19		1	1 5%	8-Feb-18		
HYDERABAD	10			0 0%	9	1		1 11%	9-Feb-18		
JACOBABAD	11	1	1	2 18%	11	2	1	3 27%	12-Sep-18		
SANGHAR	10			0 0%	1			0 0%			
DADU	10			0 0%	9			0 0%			
KAMBAR	10	1		1 10%	9	3		3 33%	9-Jul-18		
PESHAWAR	22	4	2	6 27%	21	13	1	14 67%	24-Sep-18		
DIKHAN	20			0 0%	17			0 0%	16-Jul-16		
BANNU	9			0 0%	9		1	1 11%	31-Mar-18		
KOHAT	8			0 0%	9	4		4 44%	27-Aug-18		
CHARSADA	9			0 0%	9			0 0%			
MARDAN	9			0 0%	9			0 0%			
NOWSHERA	9			0 0%	8			0 0%			
KABDULAH	20	13		13 65%	18	3		3 17%	17-Sep-18		
QUETTA	40	10	1	11 28%	36	7		7 19%	20-Sep-18		
PISHIN	10	5		5 50%	9			0 0%	2-Oct-17		
KHUZDAR	9			0 0%	9			0 0%			
LORALAI	9	1		1 11%	8	2		2 25%	17-Aug-18		
ZHOB	9			0 0%	9			0 0%	18-Dec-17		
WAZIR-S					6			0 0%			
BAJOUR					6	4		4 67%	24-Sep-18		
PAKISTAN	526	80	8	88 17%	498	78	7	85 17%	24-Sep-18		

New Positive Samples

* Afp.rec Data as of 15-10-2018

WPV and cVDPV Cases by District in 2018

PROVINCE	DISTRICT	WPV Cases		cVDPV Cases	
		Onset of Last Case	Cases	Onset of Last Case	Cases
KP	CHARSADA	1-Aug	1		
BALUCHISTAN	DUKKI	18-May	3		
PAKISTAN		1-Aug	4		

Map 2.1: Point in Time Comparison of Wild Polio virus, Compatible and cVDPV2 isolates

Infected districts/Towns/Agencies/Areas

On the basis of WPV isolation

- WPV cases = 05
- Sewage water = 14 (no WPV case)
- Total = 19

2017

Source

AFP Surveillance

- P1 = 05
- Compatible = 0
- cVDPV Cases = -
- cVDPV Env = -

Sewage water

- Grab = 80
- BMFS = 08

Infected districts/Towns/Agencies/Areas

On the basis of WPV isolation

- WPV cases = 02
- Sewage water = 22 (no WPV case)
- Total = 24

2018

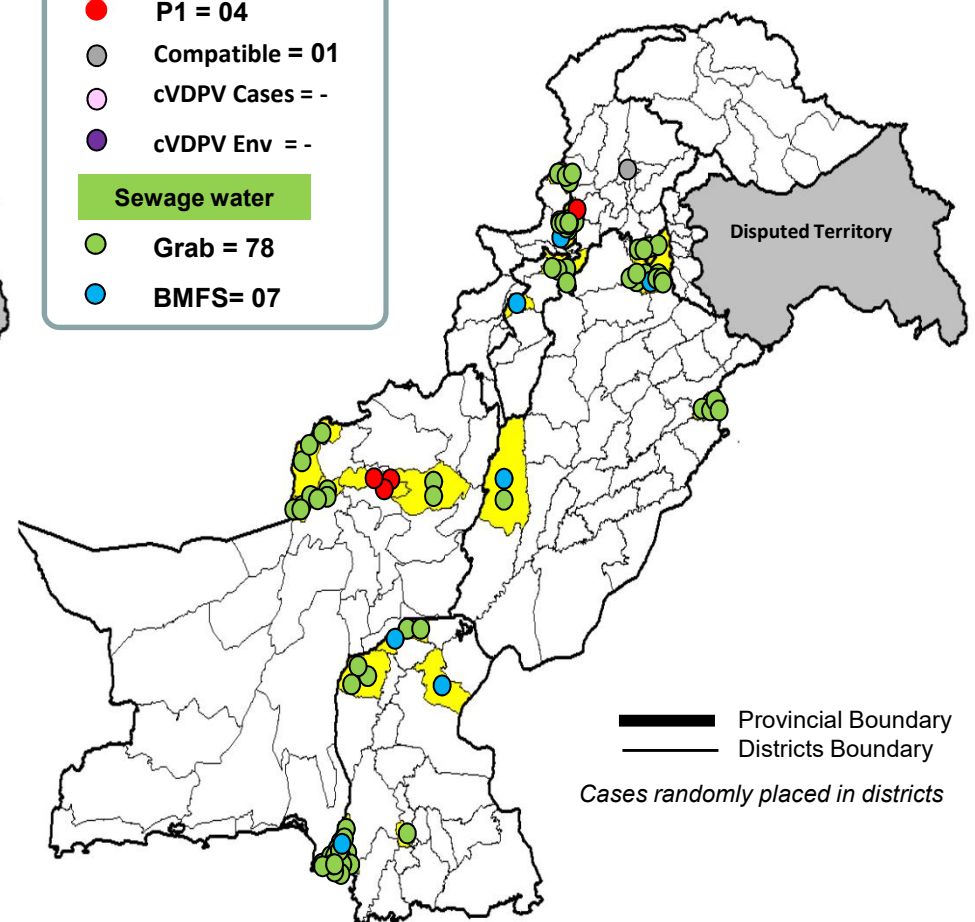
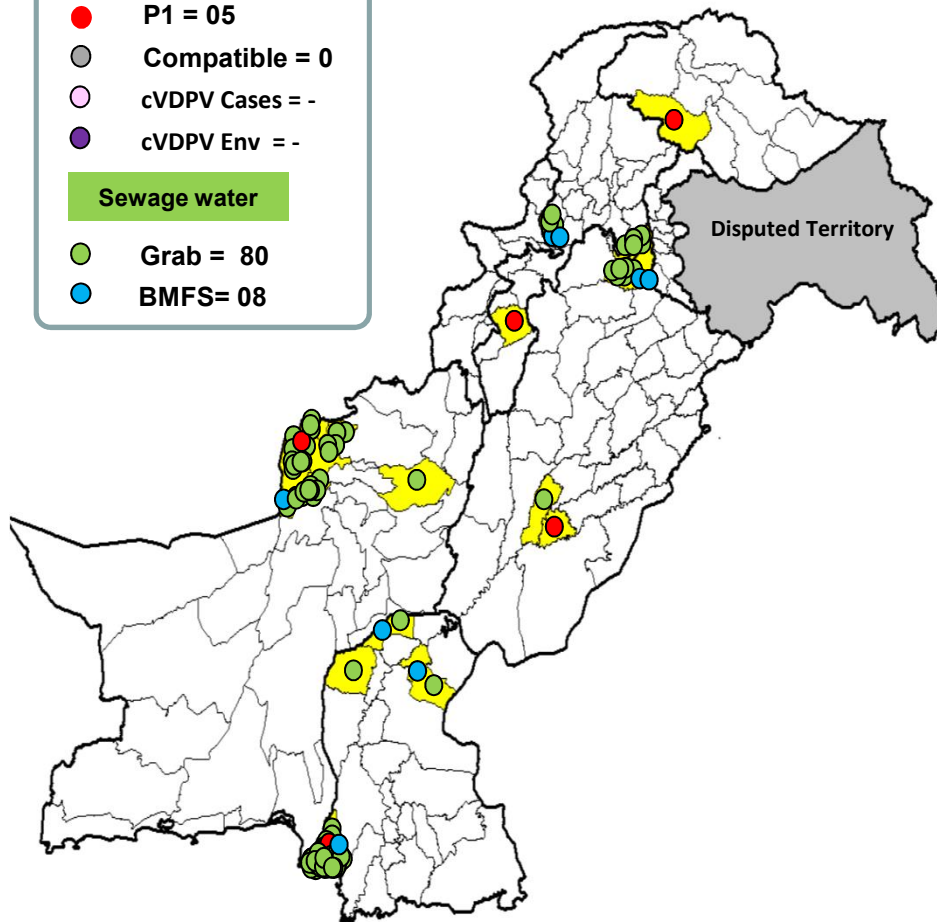
Source

AFP Surveillance

- P1 = 04
- Compatible = 01
- cVDPV Cases = -
- cVDPV Env = -

Sewage water

- Grab = 78
- BMFS = 07

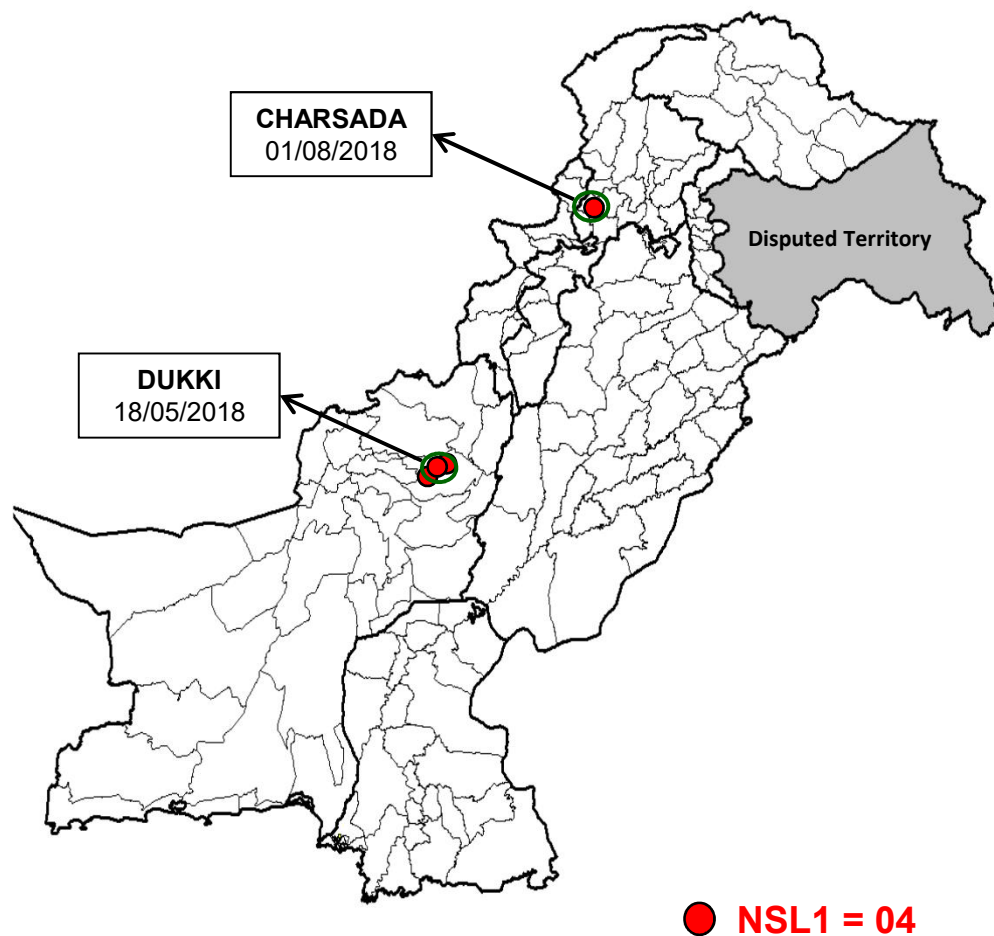


Provincial Boundary
 Districts Boundary
 Cases randomly placed in districts

* Afp.rec Data as of 15-10-2018

Map1: Distribution of Wild Polio Cases Pakistan 2017-2018*

Districts/Towns with Wild Polio Cases = 02



Province/ Country	Date of Last Case		Number of cases 2017		Number of cases 2018	
	P1	P3	P1	P3	P1	P3
KP-TD	Jul, 2016	Apr, 2012	-	-	-	-
KHYBER-PAKHTUNKHWA	Aug, 2018	Oct, 2010	01	-	01	-
SINDH	Nov, 2017	Jan, 2010	02	-	-	-
BALUCHISTAN	May, 2018	Apr, 2010	03	-	03	-
PUNJAB	Jan, 2017	Jun, 2010	01	-	-	-
AJK	Jun, 2000	Jun, 2000	-	-	-	-
GILGIT-BALTISTAN	Feb, 2017	-	01	-	-	-
ISLAMABAD	Sep, 2008	Sep, 2008	-	-	-	-
PAKISTAN	Aug, 2018	Apr, 2012	08	-	04	-

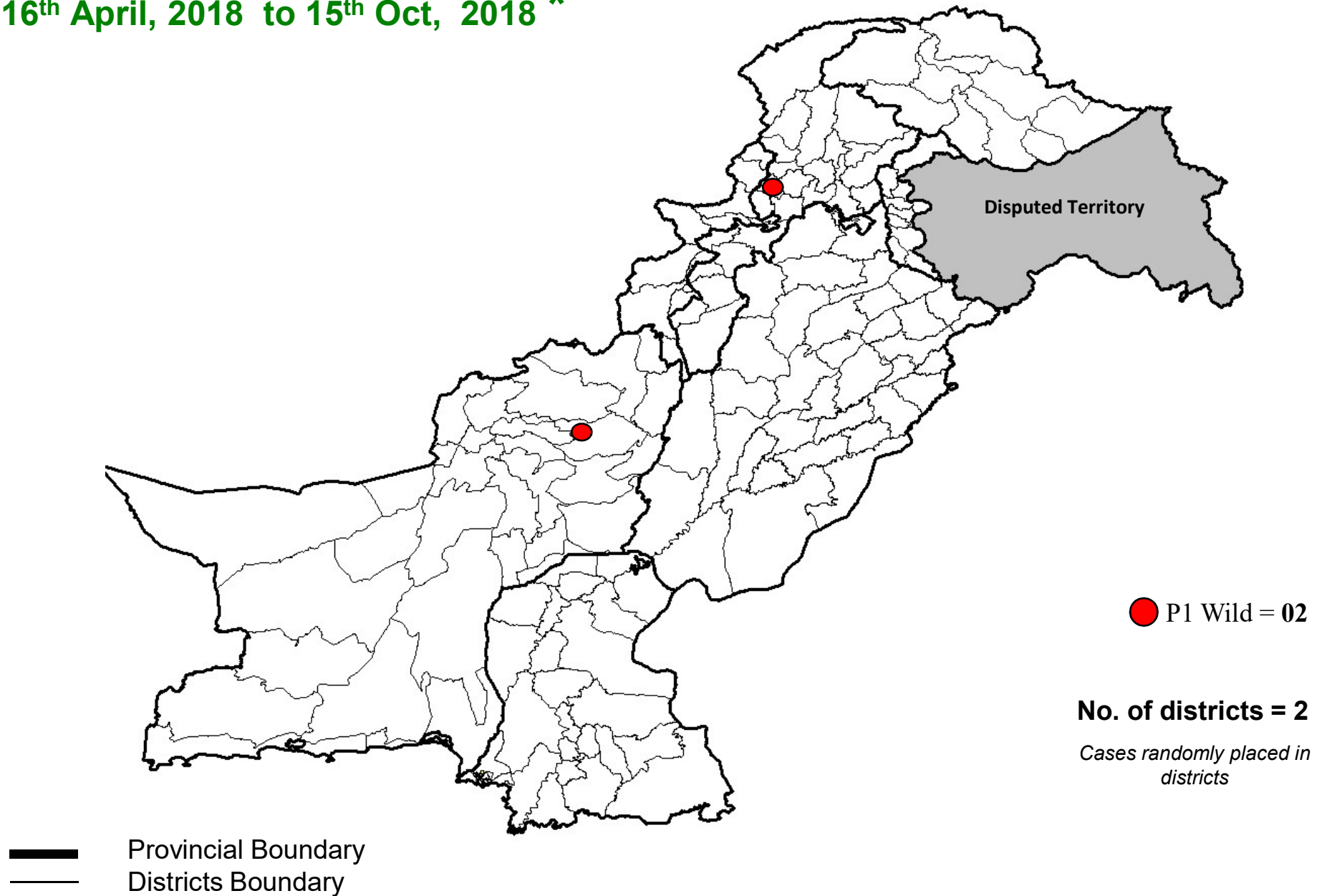
- District with last polio case in province
- Provincial Boundary
- Districts Boundary

Cases randomly placed in districts

* Afp.rec Data as of 15-10-2018

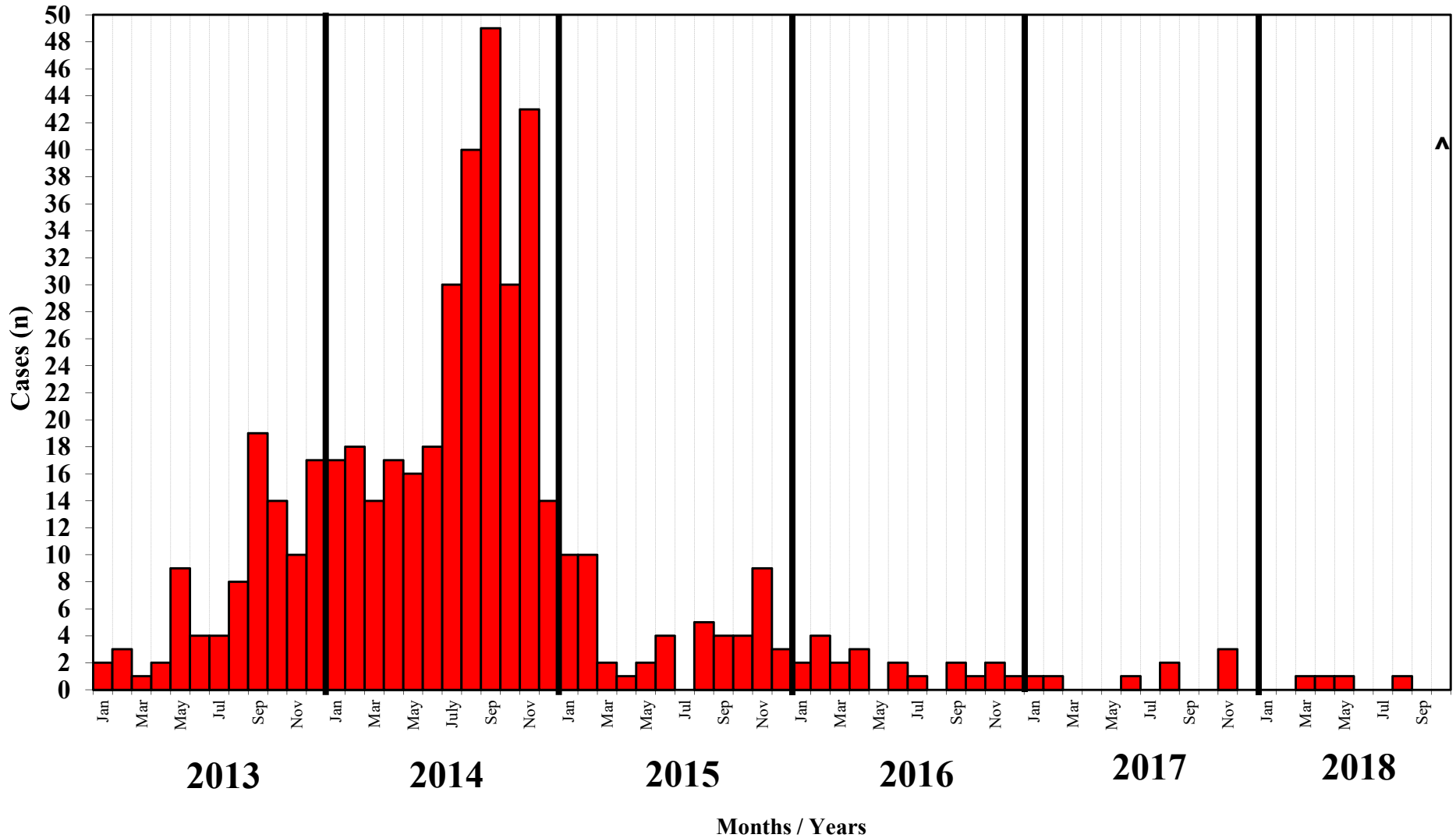
Map 3: Wild Polio cases in the last 6 months

16th April, 2018 to 15th Oct, 2018 *



* Afp.rec Data as of 15-10-2018

Confirmed Polio Cases 2013-2018*

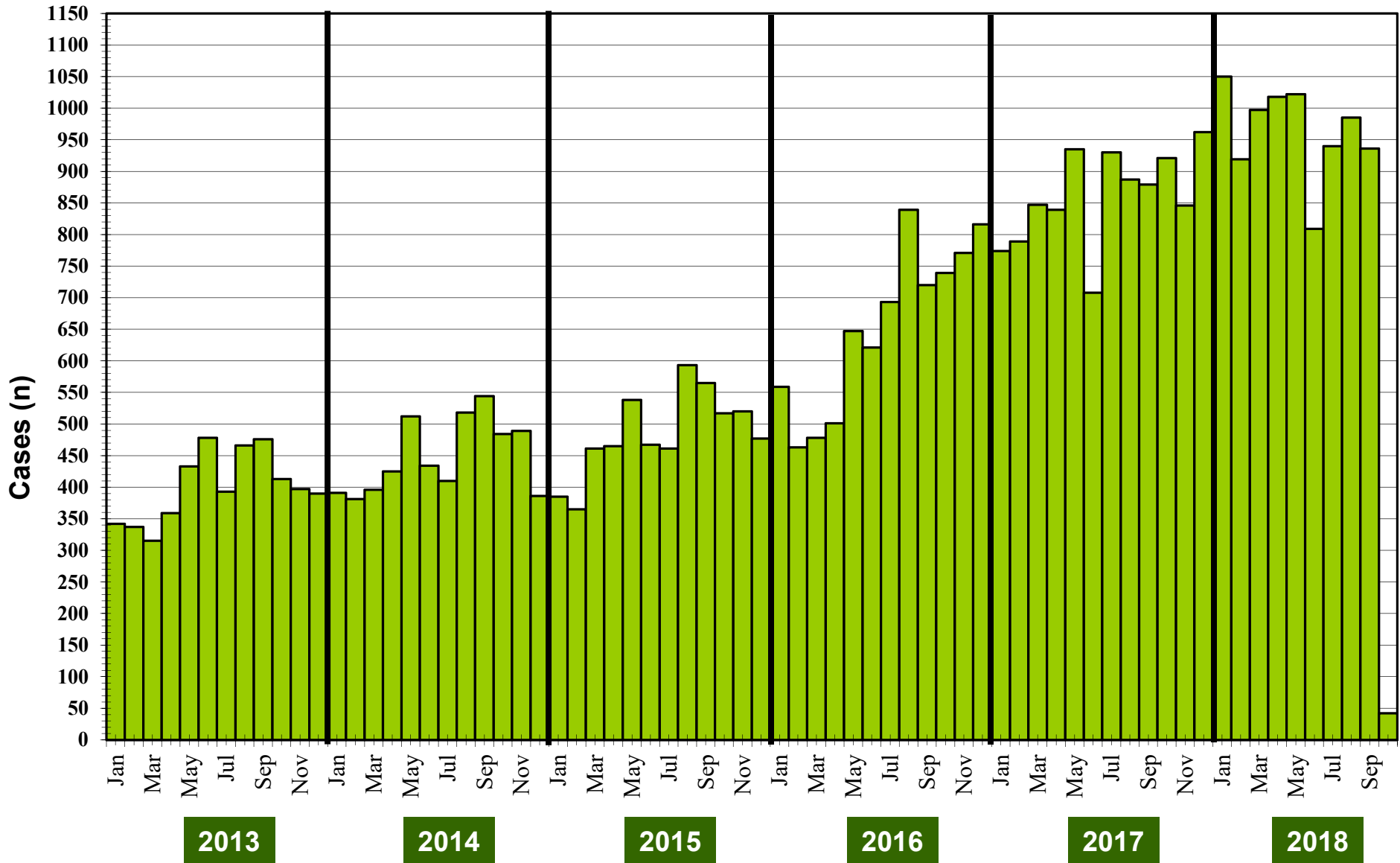


■ NSL1

^ Data incomplete

* Afp.rec Data as of 15-10-2018

Graph 1: Distribution of AFP Cases by Month, Pakistan 2013-2018*



* Afp.rec Data as of 15-10-2018

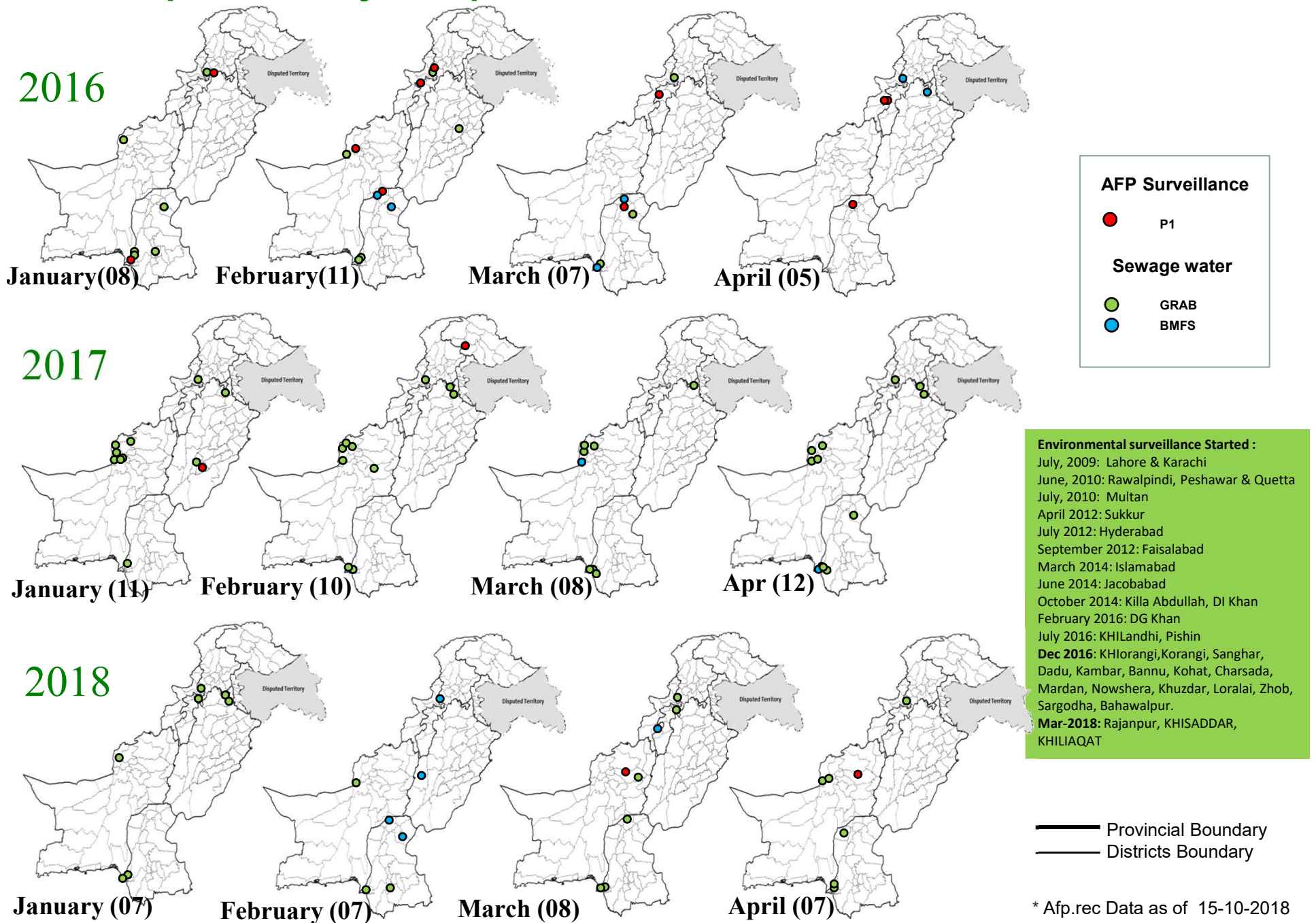
**Table 4: Distribution of AFP Cases By Week of Onset ^
Pakistan- 2018* [Week number / Ending on]**

PROVINCE	W 26 30 Jun 2018	W 27 07 Jul 2018	W 28 14 Jul 2018	W 29 21 Jul 2018	W 30 28 Jul 2018	W 31 04 Aug 2018	W 32 11 Aug 2018	W 33 18 Aug 2018	W 34 25 Aug 2018	W 35 01 Sep 2018	W 36 08 Sep 2018	W 37 15 Sep 2018	W 38 22 Sep 2018	W 39 29 Sep 2018	W 40 06 Sep 2018
PUNJAB	79	106	92	104	97	94	114	88	101	108	116	104	78	93	33
SINDH	42	46	39	38	53	67	61	40	30	43	37	47	58	46	8
KPAKHTUNKHWA	42	47	44	28	32	61	46	39	42	53	45	33	53	52	16
KPTD	16	11	8	13	10	9	7	5	11	6	9	8	10	12	6
BALOCHISTAN	9	11	4	13	6	14	15	8	8	14	17	9	10	14	0
AJK	3	3	1	2	9	6	5	5	4	5	7	4	8	4	1
GBALTISTAN	2	3	2	2	2	1	2	1	4	2	3	1	1	0	0
ISLAMABAD	1	1	2	1	3	2	4	1	2	4	2	6	4	5	2
PAKISTAN	194	228	192	201	212	254	254	187	202	235	236	212	222	226	66

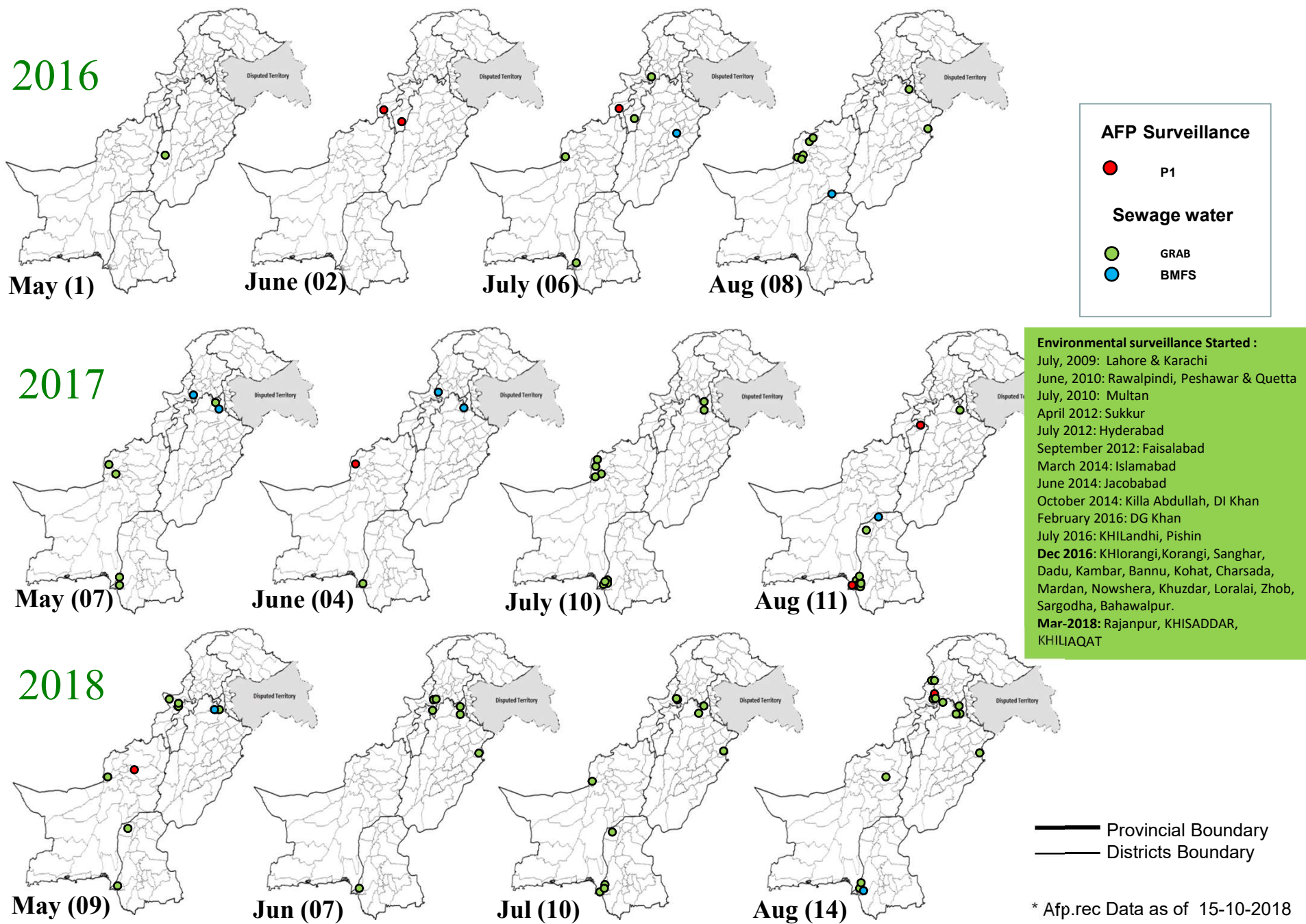
* Afp.rec & Afplab.rec: Data as of 15-10-2018

^ MMWR Epidemiological Weeks

Map 4: Monthly Comparison of Polio Cases/Isolates 2016-2018*

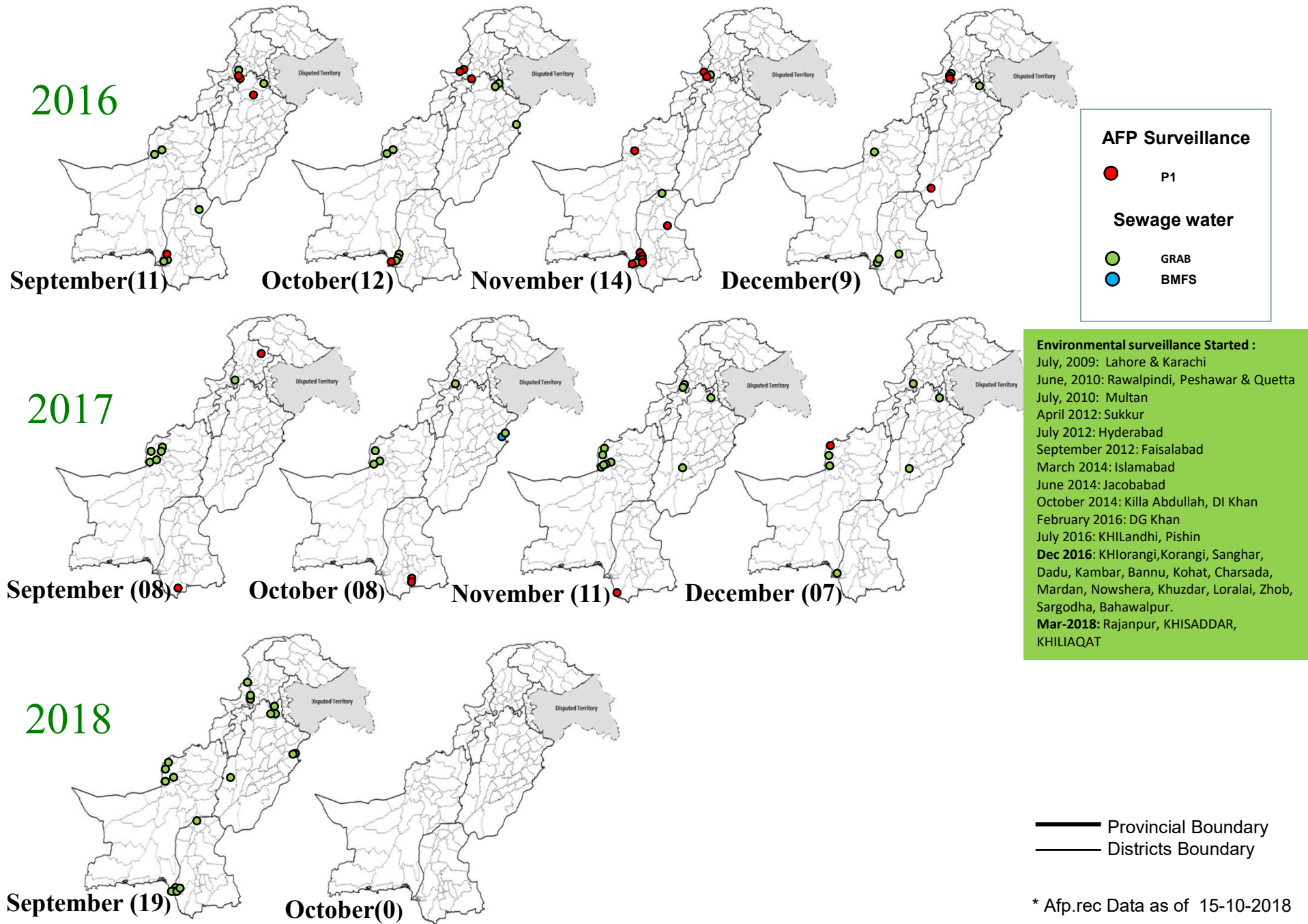


Map 4.1: Monthly Comparison of Polio Cases/Isolates 2016-2018*



* Afp.rec Data as of 15-10-2018

Map 4.2: Monthly Comparison of Polio Cases/Isolates 2016-2018*



* Afp.rec Data as of 15-10-2018

Table 5: Polio Eradication Update, Pakistan 2015-2018*

Province/Region	Polio 1			
	2015	2016	2017	2018
KP-TD	16	02	-	-
KP	17	08	01	01
SINDH	12	08	02	-
PUNJAB	02	-	01	-
BALUCHISTAN	07	02	03	03
AJK	-	-	-	-
Gilgit-Baltistan	-	-	01	-
ISLAMABAD	-	-	-	-
PAKISTAN	54	20	08	04

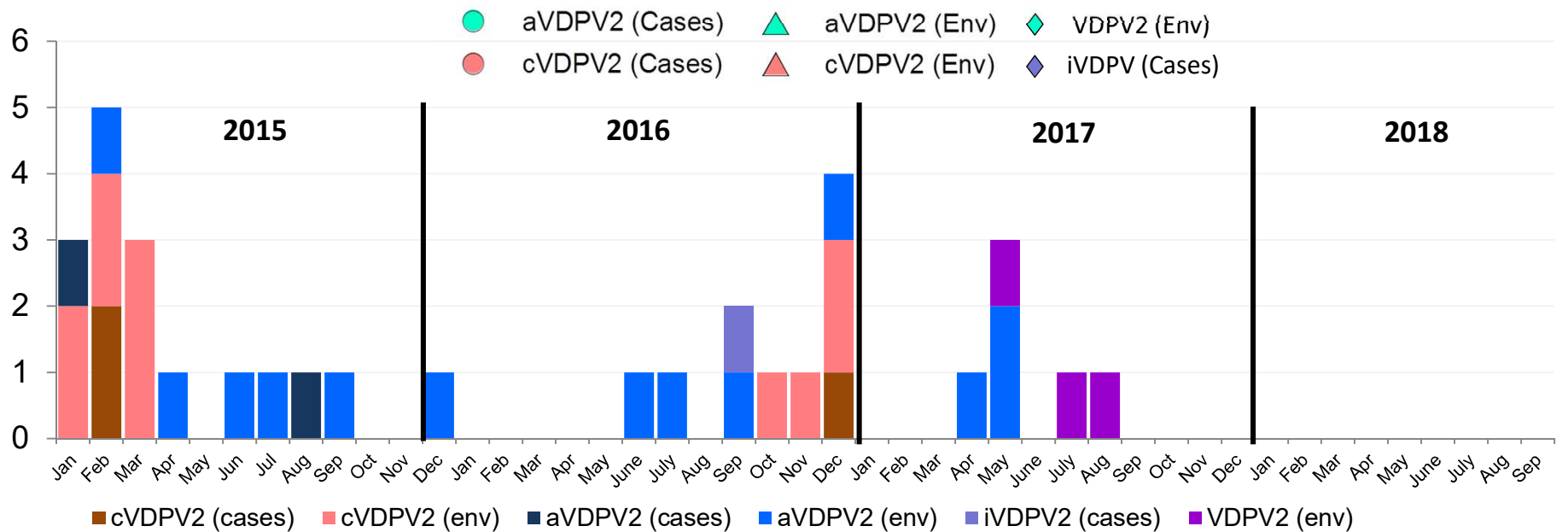
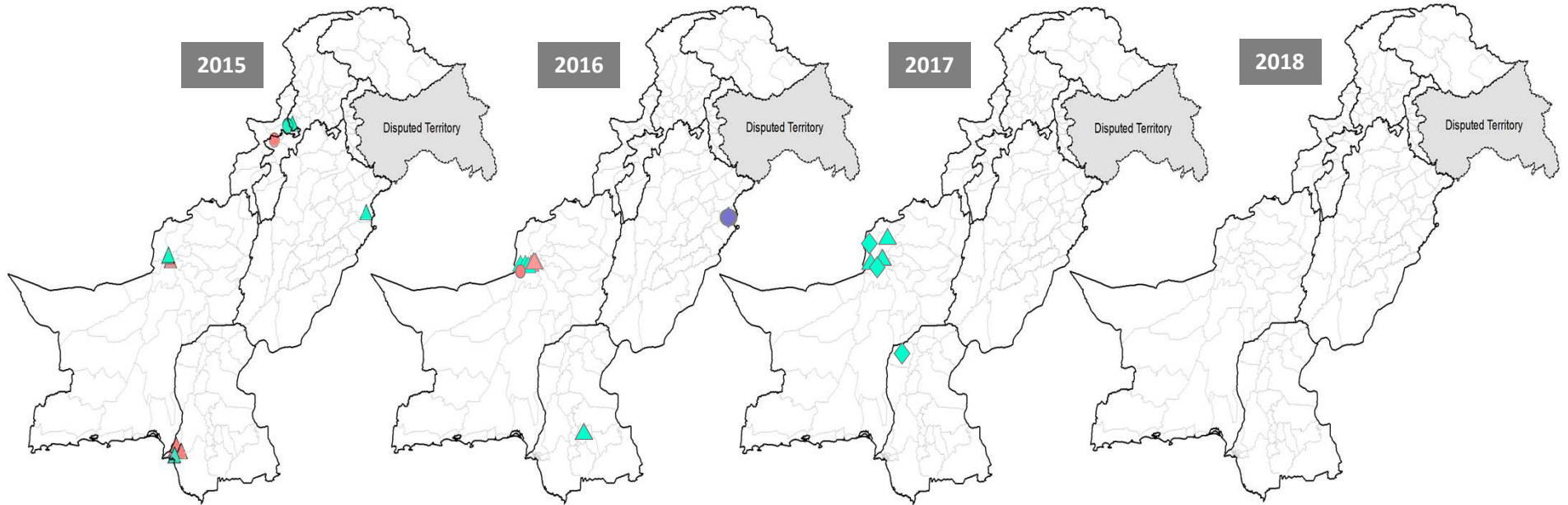


* Afp.rec Data as of 15-10-2018

VDPV2 isolates, 2014 to 2018*

DISTRICT	2014				2015				2016					2017					2018			
	aVDPV-2		cVDPV-2		aVDPV-2		cVDPV-2		aVDPV-2		iVDPV-2		cVDPV-2		VDPV2		aVDPV-2		cVDPV-2			
	Cases	Env	Cases	Env	Cases	Env	Cases	Env	Cases	Env	Cases	Env	Cases	Env	Cases	Env	Env	Cases	Env	Cases	Env	
JAFARABAD																						
MASTUNG																						
PISHIN															1							
QUETTA					2		1			3			1	4			2					1
KABDULAH																						1
BALOCHISTAN					2		1			3			1	4			3					2
KHYBER	1		2		1		1															
MOHMAND																						
WAZIR-N	2		7																			
WAZIR-S	1																					
KP-TD	4		17		1		1															
FR BANNU			8																			
BANNU			1																			
HANGU							1															
LAKKIMRWT			1																			
PESHAWAR			1				1															
KPAKHTUNKHWA			3		1		1															
LAHORE	1				1					1												
PUNJAB	1				1					1												
KAMBAR																						1
KHIGADAP		2	1	7																		6
KHIGIQBAL		1					2															
KHIGULBERG							1															
HYDERABAD										1												
SINDH		3	1	7	1	2	6			1												1
PAKISTAN	5	3	21	7	2	6	2	7		4	1		1	4		3					3	

VDPV isolates (Cases + ES), 2015 – 2018*



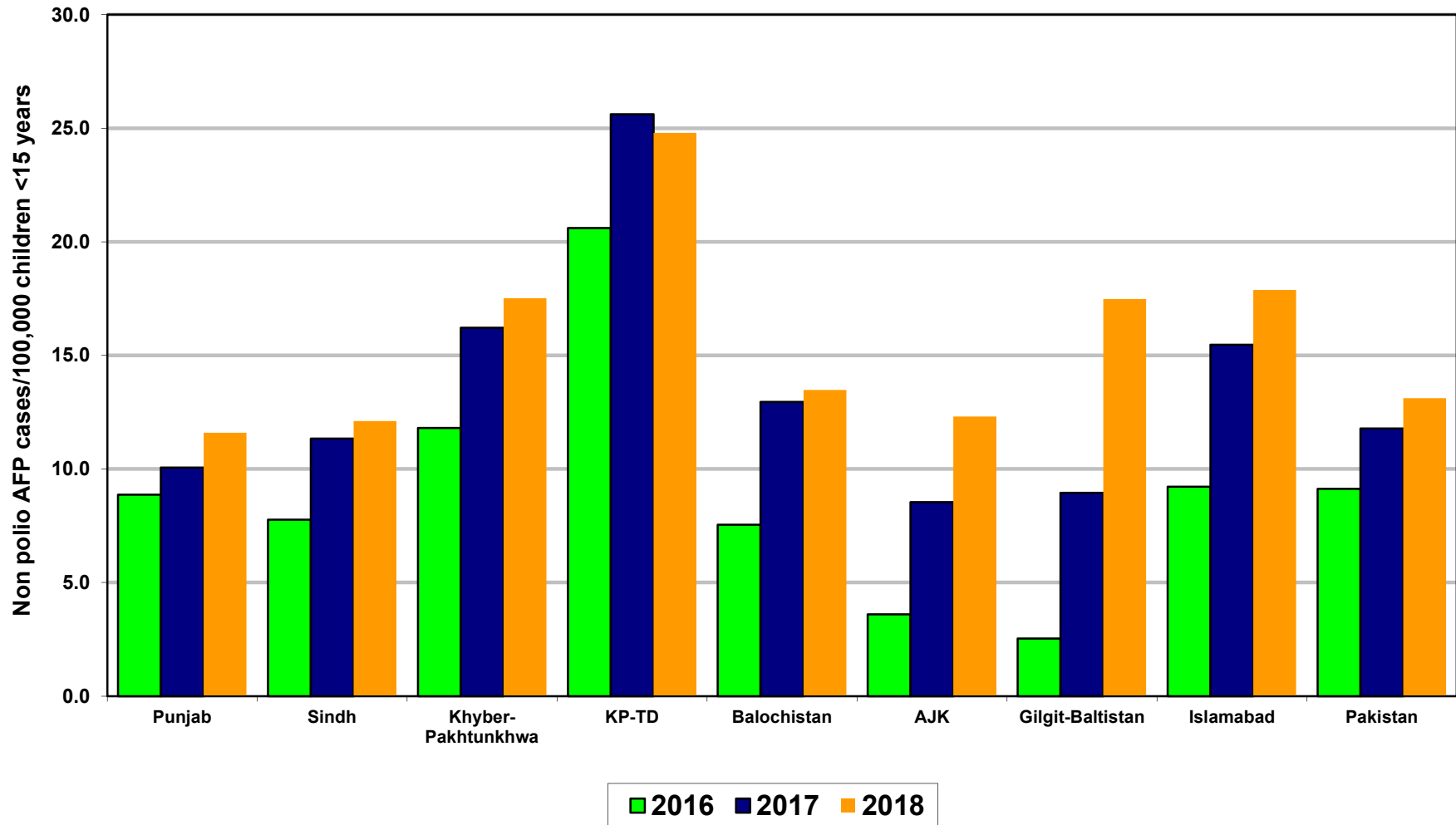
* Afp.rec Data as of 15-10-2018

Table 6: Vaccination status of non polio AFP cases age 6-59 months 2016-2018*

REGION	0 dose			1-2 doses			3 doses			4-6 doses			7+ doses		
	16	17	18	16	17	18	16	17	18	16	17	18	16	17	18
Central Punjab	0%	0%	0%	0%	0%	0%	1%	1%	1%	3%	3%	2%	97%	96%	97%
North Punjab	0%	0%	0%	0%	0%	0%	0%	1%	1%	2%	2%	2%	98%	97%	97%
South Punjab	0%	0%	0%	0%	0%	0%	0%	0%	0%	2%	2%	1%	98%	98%	98%
PUNJAB	0%	0%	0%	0%	0%	0%	0%	1%	1%	2%	2%	2%	97%	97%	97%
Karachi	0%	1%	0%	1%	1%	1%	1%	1%	2%	5%	7%	5%	93%	91%	92%
North Sindh	0%	0%	0%	0%	0%	0%	0%	0%	0%	5%	3%	3%	94%	97%	97%
South Sindh	0%	0%	0%	1%	0%	0%	1%	1%	1%	6%	4%	2%	92%	95%	96%
SINDH	0%	0%	0%	1%	0%	0%	1%	0%	1%	5%	4%	3%	93%	95%	95%
Central Khyber Pakhtunkhwa	0%	0%	0%	0%	1%	0%	0%	0%	0%	1%	1%	1%	98%	98%	98%
North Khyber Pakhtunkhwa	0%	0%	0%	1%	1%	0%	0%	1%	0%	3%	4%	1%	96%	94%	98%
South Khyber Pakhtunkhwa	1%	0%	1%	2%	2%	0%	1%	2%	0%	3%	5%	2%	94%	91%	96%
Khyber Pakhtunkhwa	0%	0%	0%	1%	1%	0%	0%	1%	0%	2%	3%	1%	96%	95%	98%
KP-TD	0%	0%	0%	2%	0%	0%	1%	1%	0%	9%	8%	3%	89%	91%	96%
Rest of Balochistan	7%	3%	0%	7%	9%	2%	2%	4%	1%	23%	13%	19%	62%	71%	78%
North Balochistan	0%	4%	0%	3%	6%	2%	3%	2%	0%	10%	10%	10%	83%	78%	88%
Quetta Block	1%	0%	4%	1%	1%	0%	4%	0%	0%	10%	7%	0%	83%	92%	96%
BALUCHISTAN	2%	2%	1%	3%	4%	1%	3%	3%	0%	13%	10%	9%	80%	82%	88%
PAKISTAN	0%	0%	0%	1%	1%	0%	1%	1%	1%	4%	4%	3%	95%	95%	96%

* Afp.rec Data as of 15-10-2018

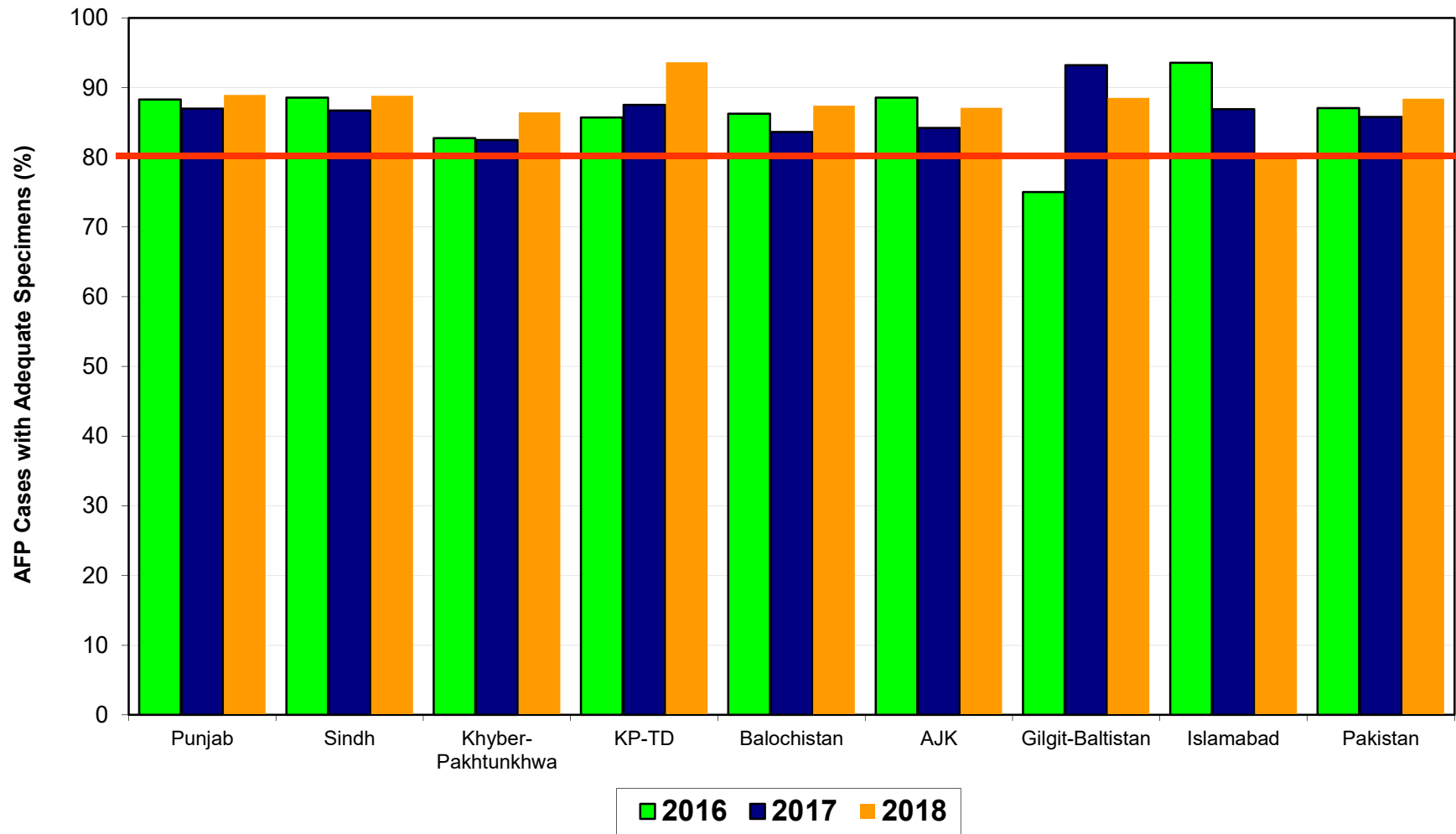
Non Polio AFP Rate By Province/Regions, 2016-2018*



Minimum Target Non-Polio AFP Rate is 6/100000 < 15 years of the age

* Afp.rec Data as of 15-10-2018

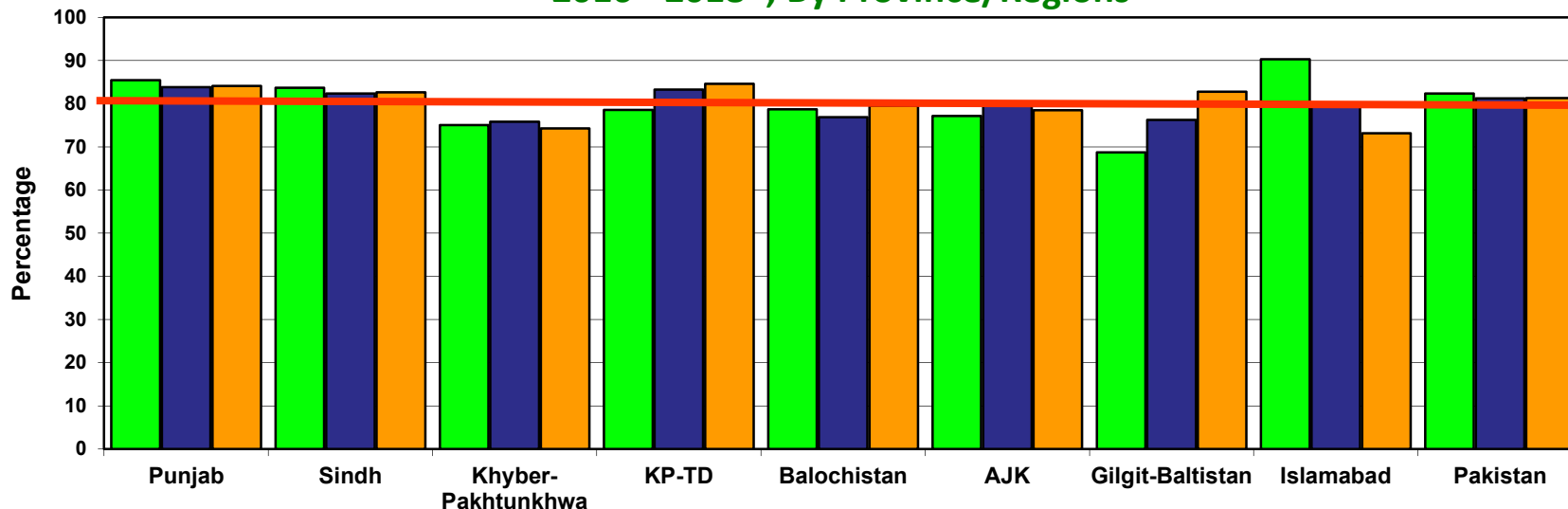
Percent AFP Cases with Adequate Specimens By Province/Regions, 2016-2018*



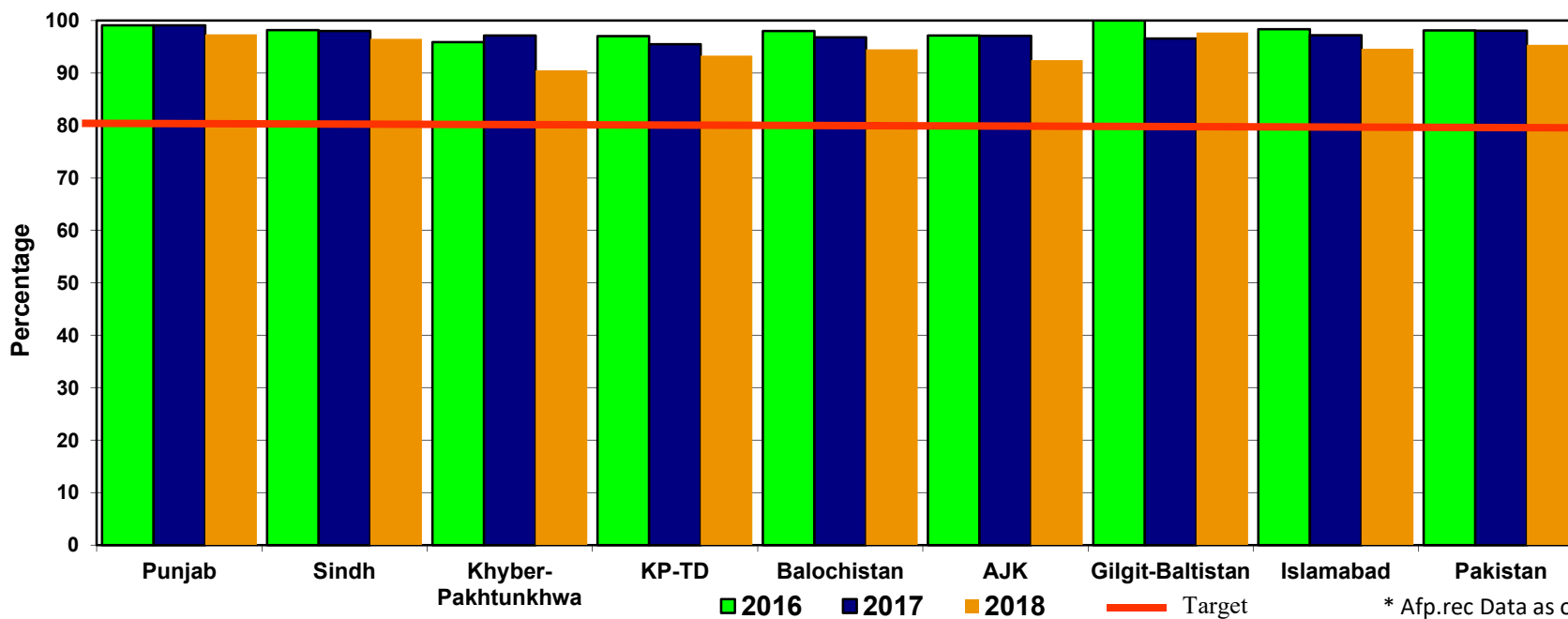
* Afp.rec Data as of 15-10-2018

— Target Adequate Sample cases = 80%

**Graph 5: Percent AFP Cases Notified within 07 days of paralysis onset
2016 - 2018*; By Province/Regions**



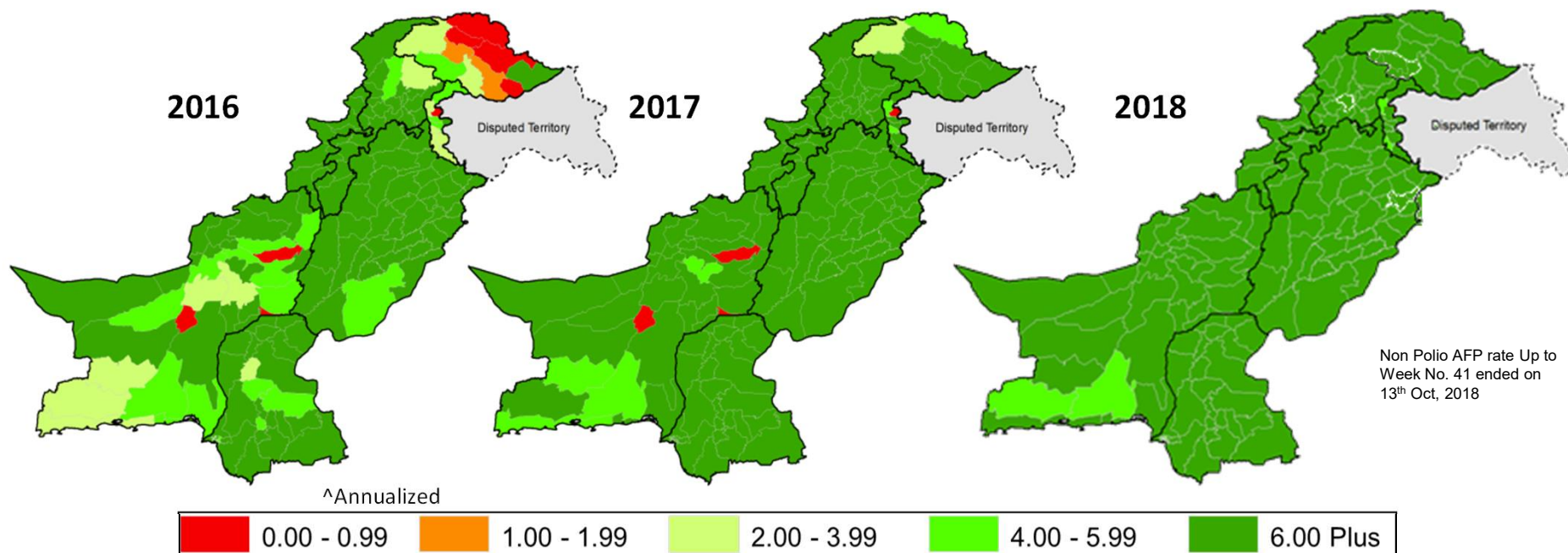
**Graph 6: Percent AFP Cases Investigated within 48 hours of notification
2016 ~ 2018*; By Province/Regions**



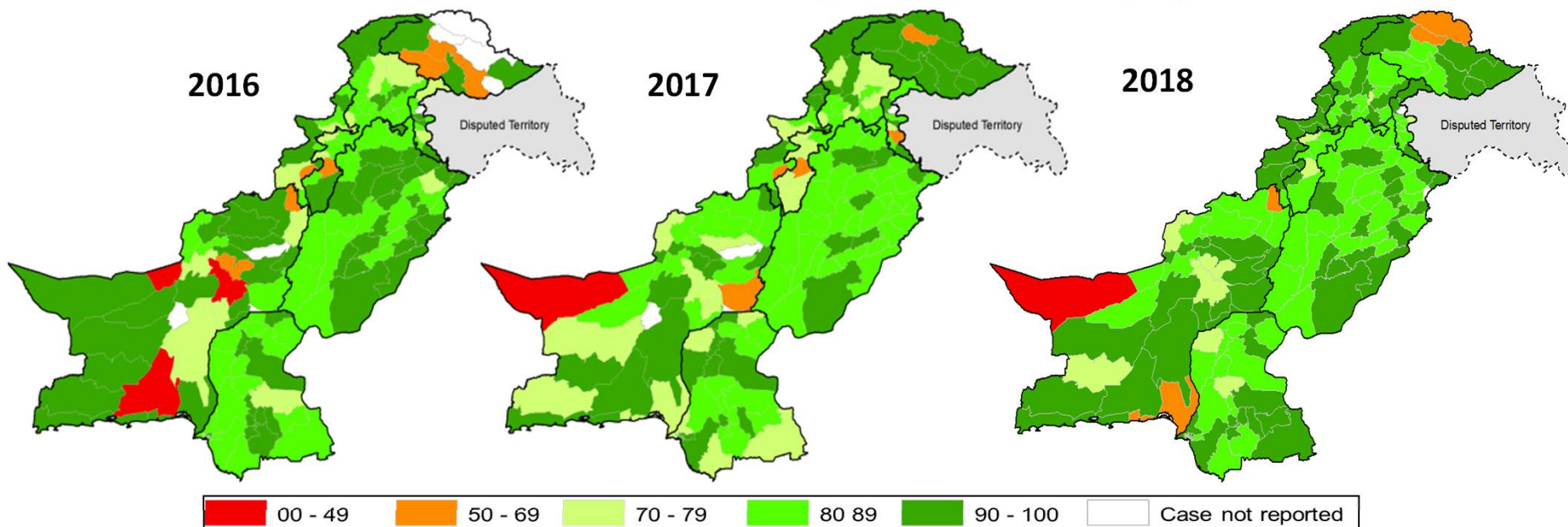
2016 2017 2018 Target

* Afp.rec Data as of 15-10-2018

Non-Polio ^ AFP Rate by District



Percent AFP Cases with Adequate Specimens, by District



**Table 7.4: AFP CASES PENDING FOR CLASSIFICATION
WITH DATE OF ONSET MORE THAN 90 DAYS* 2018 Page (1/2)**

S. No	DISTRICT	TEHSIL	EPID	SEX	AGE	DONSET	DOSE€	DSTOOL1	DSTOOL2	LAB	FEVER	ASVM	PROG	FUP	PEND (DAYS)
1	DIKHAN	DIKHAN	KP/60/18/049	M	84	14-06-18	7+	27-07-18	28-07-18	NVI	UK	UK	UK		120
2	DIKHAN	DIKHAN	KP/60/18/054	F	143	11-07-18	7+	09-08-18	10-08-18	EV	UK	UK	UK		93
3	KABDULAH	KABDULAH	BN/14/18/019	M	30	13-06-18	7+	07-08-18		NVI	UK	UK	UK		121
4	PESHAWAR	PESHAWAR	KP/30/18/286	M	27	21-06-18	7+	LATE NOTIFIED			UK	UK	UK		113
5	QUETTA	QUETTA	BN/11/18/800	M	30	13-06-18	7+	07-07-18		NVI	UK	UK	UK		121
6	BAJOUR	WARA MAMOUND	FT/33/18/047	F	3	05-06-18	2	23-06-18	24-06-18	NVI	Y	Y	Y	Y	129
7	FR BANNU	FR BANNU	FT/69/18/021	M	18	09-05-18	7+	07-07-18	08-07-18	NVI	N	Y	UK		156
8	KHYBER	BARA	FT/34/18/031	M	10	15-02-18	7+	14-03-18	15-03-18	NVI	Y	Y	Y	Y	239
9	ATTOCK	HAZRO	PB/12/18/033	F	4	12-07-18	4	29-07-18	30-07-18	NVI	N	Y	Y	Y	92
10	FAISALABAD	FSD CITY	PB/51/18/123	M	24	01-06-18	7+	DIED BEFORE STOOL			N	N	Y	DIED	133
11	FAISALABAD	FSD SADAR	PB/51/18/164	M	18	13-07-18	7+	26-08-18	27-08-18	EV	Y	N	Y	Y	91
12	RYKHAN	RAHIMYAR KHAN	PB/72/18/170	M	168	08-06-18	7+	24-07-18	26-07-18	NVI	N	N	Y	Y	126
13	SARGODHA	SILANWALI	PB/41/18/081	M	27	11-07-18	7+	04-09-18	05-09-18	EV	Y	Y	Y	Y	93
14	SHEIKHUPURA	FEROZEWALA	PB/33/18/070	F	48	16-06-18	7+	04-07-18	05-07-18	EV	Y	N	Y	Y	118
15	SHEIKHUPURA	SHARAQPUR	PB/33/18/104	M	62	08-07-18	7+	LATE NOTIFIED			Y	Y	Y	Y	96
16	DADU	K.N.SHAH	SD/24/18/037	F	54	24-06-18	7+	09-07-18	11-07-18	NVI	N	N	Y	Y	110
17	DADU	MEHAR	SD/24/18/045	F	74	28-04-18	7+	14-08-18	15-08-18	EV	Y	Y	Y	Y	167
18	GHOTKI	UBAURO	SD/42/18/050	M	144	02-07-18	7+	DIED BEFORE STOOL			N	N	Y	DIED	102
19	HYDERABAD	HYDERABAD CITY	SD/21/18/047	M	12	25-06-18	7+	07-07-18	10-07-18	EV	N	Y	Y	Y	109
20	JACOBABAD	GARHI KHAIRO	SD/53/18/043	F	36	30-06-18	7+	01-08-18	02-08-18	EV	N	Y	Y	Y	104
21	JACOBABAD	GARHI KHAIRO	SD/53/18/048	M	12	11-06-18	7+	LATE NOTIFIED			Y	Y	Y		123
22	KAMBAR	KAMBAR	SD/55/18/047	M	18	03-06-18	7+	07-07-18	09-07-18	NVI	Y	Y	Y	Y	131
23	KAMBAR	KAMBAR	SD/55/18/056	M	144	28-06-18	7+	25-07-18	26-07-18	EV	Y	N	Y	DIED	106
24	KAMBAR	WARAH	SD/55/18/061	F	36	24-05-18	7+	LATE NOTIFIED			N	Y	Y	Y	141
25	KAMBAR	SIJAWAL	SD/55/18/067	M	28	10-07-18	7+	07-08-18	08-08-18	NVI	UK	UK	UK		94
26	KHIGADAP	GADAP	SD/63/18/026	M	84	01-06-18	7+	11-06-18		NVI	N	N	Y	DIED	133
27	KHIGADAP	GADAP	SD/63/18/036	F	36	02-06-18	7+	LATE NOTIFIED			Y	Y	Y	Y	132
28	KHIGADAP	GADAP	SD/63/18/038	M	30	16-06-18	7+	LATE NOTIFIED			N	Y	Y	Y	118
29	KHINORTH	NORTH	SD/73/18/012	F	50	20-06-18	7+	DIED BEFORE STOOL			N	N	Y	DIED	114
30	KHINORTH	NORTH	SD/73/18/015	F	30	27-06-18	7+	23-07-18	25-07-18	NVI	N	N	UK	Y	107
31	SBENAZIRABAD	DAUR	SD/44/18/030	F	84	23-06-18	7+	10-07-18	11-07-18	NVI	Y	Y	Y	Y	111
32	SBENAZIRABAD	DAUR	SD/44/18/031	M	36	28-06-18	7+	17-07-18	18-07-18	EV	Y	N	Y	Y	106
33	SBENAZIRABAD	NAWABSHAH	SD/44/18/034	M	84	13-07-18	7+	09-08-18	10-08-18	EV	Y	N	Y		91
34	SBENAZIRABAD	NAWABSHAH	SD/44/18/035	M	60	11-05-18	7+	LATE NOTIFIED			Y	Y	Y	Y	154
35	SUJAWAL	SUJAWAL	SD/79/18/058	F	36	18-05-18	7+	09-06-18	10-06-18	NVI	Y	Y	Y	Y	147
36	SUJAWAL	SHAH BUNDER	SD/79/18/077	M	11	10-06-18	7+	28-07-18	29-07-18	EV	Y	Y	Y	Y	124
37	UMERKOT	PITHORO	SD/34/18/037	F	84	03-06-18	7+	18-07-18	19-07-18	NVI	Y	Y	Y	Y	131
38	BANNU	BANNU	KP/61/18/031	M	37	22-06-18	7+	21-07-18	30-07-18	EV	N	N	Y	Y	112
39	BATAGRAM	ALLAI	KP/11/18/020	M	13	01-04-18	7+	LATE NOTIFIED			Y	N	UK	Y	194
40	BATAGRAM	ALLAI	KP/11/18/024	M	24	20-05-18	7+	LATE NOTIFIED			N	Y	Y	Y	145
41	CHITRAL	CHITRAL	KP/21/18/019	F	156	26-03-18	7+	LATE NOTIFIED			Y	N	Y		200
42	DIKHAN	DERA ISMAIL KHAN	KP/60/18/044	M	54	07-07-18	7+	19-07-18	22-07-18	NVI	Y	N	Y		97

* Afp.rec Data as of 15-10-2018

€ Based on recall of parents

60 days Follow-up not done

FUP = Residual Weakness at 60 days follow up.

**Table 7.4: AFP CASES PENDING FOR CLASSIFICATION
WITH DATE OF ONSET MORE THAN 90 DAYS* 2018 Page (2/2)**

S. No	DISTRICT	TEHSIL	EPID	SEX	AGE	DONSET	DOSESE	DSTOOL1	DSTOOL2	LAB	FEVER	ASVM	PROG	FUP	PEND (DAYS)
43	DIRLOWER	TIMERGARA	KP/23/18/082	F	15	01-05-18	7+	LATE NOTIFIED			Y	Y	Y	Y	164
44	DIRUPPER	DIR	KP/25/18/040	F	20	28-06-18	7+	17-07-18	18-07-18	EV	Y	UK	UK	Y	106
45	KARAK	KARAK	KP/51/18/026	F	18	11-06-18	7+	03-07-18	04-07-18	EV	N	Y	Y	Y	123
46	KOHAT	KOHAT	KP/50/18/042	M	8	29-06-18	7+	01-08-18	02-08-18	EV	Y	N	Y	Y	105
47	KOHISTAN	DASSU	KP/13/18/006	M	164	25-02-18	7+	21-03-18	22-03-18	NVI	Y	N	N	Y	229
48	LAKKIMRWT	SERAI NAURANG	KP/62/18/019	M	10	20-02-18	7+	25-03-18	26-03-18	EV	Y	Y	Y	Y	234
49	LAKKIMRWT	LAKKI MARWAT	KP/62/18/035	M	20	28-02-18	7+				Y	Y	Y	Y	226
50	LAKKIMRWT	LAKKI MARWAT	KP/62/18/052	M	21	23-03-18	7+	LATE NOTIFIED			UK	Y	Y	Y	203
51	LAKKIMRWT	LAKKI MARWAT	KP/62/18/056	F	12	15-04-18	7+				UK	N	Y	Y	180
52	LAKKIMRWT	SERAI NAURANG	KP/62/18/061	F	30	01-06-18	7+	27-06-18	29-06-18	EV	Y	Y	Y	Y	133
53	LAKKIMRWT	SERAI NAURANG	KP/62/18/063	M	108	06-06-18	7+	21-06-18	22-06-18	NVI	Y	Y	Y	Y	128
54	LAKKIMRWT	LAKKI MARWAT	KP/62/18/058	M	26	24-05-18	7+	25-06-18	26-06-18	EV	Y	Y	Y	Y	141
55	LAKKIMRWT	LAKKI MARWAT	KP/62/18/084	M	22	20-06-18	7+	LATE NOTIFIED			N	N	N		114
56	MALAKAND	BATKHELA	KP/20/18/034	M	57	17-06-18	7+	13-07-18	14-07-18	NVI	Y	N	Y	Y	117
57	MALAKAND	BATKHELA	KP/20/18/039	M	16	11-05-18	7+	LATE NOTIFIED			Y	Y	Y	Y	154
58	MARDAN	MARDAN	KP/40/18/109	F	6	05-06-18	5	30-06-18	01-07-18	NVI	N	N	Y	Y	129
59	MARDAN	MARDAN	KP/40/18/160	F	18	21-06-18	7+	LATE NOTIFIED			Y	N	Y	Y	113
60	NOWSHERA	NOWSHERA	KP/32/18/038	M	18	20-04-18	7+	04-05-18	05-05-18	NVI	Y	Y	N	Y	175
61	NOWSHERA	NOWSHERA	KP/32/18/051	M	13	27-04-18	7+	06-06-18	07-06-18	EV	Y	Y	Y	Y	168
62	NOWSHERA	NOWSHERA	KP/32/18/068	F	61	11-06-18	7+	17-07-18	18-07-18	EV	N	Y	Y	Y	123
63	NOWSHERA	NOWSHERA	KP/32/18/090	M	35	05-05-18	7+	LATE NOTIFIED			N	Y	UK	Y	160
64	PESHAWAR	PESHAWAR	KP/30/18/139	M	10	04-06-18	7+	19-06-18	20-06-18	NVI	Y	Y	Y	Y	130
65	PESHAWAR	PESHAWAR	KP/30/18/176	M	23	20-04-18	7+	LATE NOTIFIED			N	Y	Y	Y	175
66	SHANGLA	PURAN	KP/26/18/041	M	90	26-06-18	7+	31-07-18	02-08-18	NVI	Y	N	Y	Y	108
67	SWAT	BARIKOT	KP/24/18/076	M	154	07-07-18	0	12-07-18		NVI	Y	N	Y	DIED	97
68	SWAT	KALAM	KP/24/18/082	M	54	10-07-18	7+	08-08-18	09-08-18	NVI	Y	N	Y	DIED	94
69	BARKHAN	BARKHAN	BN/23/18/006	F	144	23-06-18	7+	DIED BEFORE STOOL			Y	N	Y	DIED	111
70	CHAGHAI	DALBANDIN	BN/13/18/007	F	10	30-06-18	7+	13-08-18	14-08-18	NVI	N	N	Y	Y	104
71	CHAGHAI	CHAGAI	BN/13/18/009	M	24	28-06-18	7+	27-08-18	28-08-18	NVI	Y	N	Y	Y	106
72	KSAIFULAH	KSAIFULLAH	BN/25/18/013	F	8	01-07-18	7+	08-07-18	17-08-18	NVI	Y	Y	Y	DIED	103
73	NSIRABAD	TAMBOO	BN/41/18/028	M	84	10-07-18	7+	27-08-18	29-08-18	NVI	Y	Y	Y		94
74	HAVELI	HAVAILI	AJ/51/18/006	M	77	14-06-18	7+	27-06-18	29-06-18	NVI	Y	N	Y	Y	120
75	POONCH	ABBASPUR	AJ/40/18/007	M	24	20-01-18	7+	07-02-18	08-02-18	NVI	Y	Y	Y	Y	265
76	CDA	CDA	IB/01/18/022	M	68	04-06-18	7+	15-06-18	20-06-18	EV	N	Y	Y		130
77	CDA	CDA	IB/01/18/029	F	9	11-07-18	7+	31-08-18	01-09-18	NVI	UK	UK	UK		93
78	ICT	ICT	IB/02/18/034	M	41	12-07-18	7+	03-08-18	04-08-18	NVI	N	N	Y		92
79	ICT	ICT	IB/02/18/038	M	120	07-07-18	7+	16-08-18	17-08-18	EV	UK	UK	UK		97
80	ICT	ICT	IB/02/18/046	F	153	16-06-18	3	LATE NOTIFIED			N	Y	Y		118

* Afp.rec Data as of 15-10-2018

€ Based on recall of parents

60 days Follow-up not done

FUP = Residual Weakness at 60 days follow up.