



**World Health
Organization**

Weekly AFP Surveillance Update Pakistan

Week 40 (*Ended on 06th Oct, 2018*)

National Surveillance Cell

World Health Organization Country Office,
Chak Shahzad, Park Road,
Islamabad, Pakistan

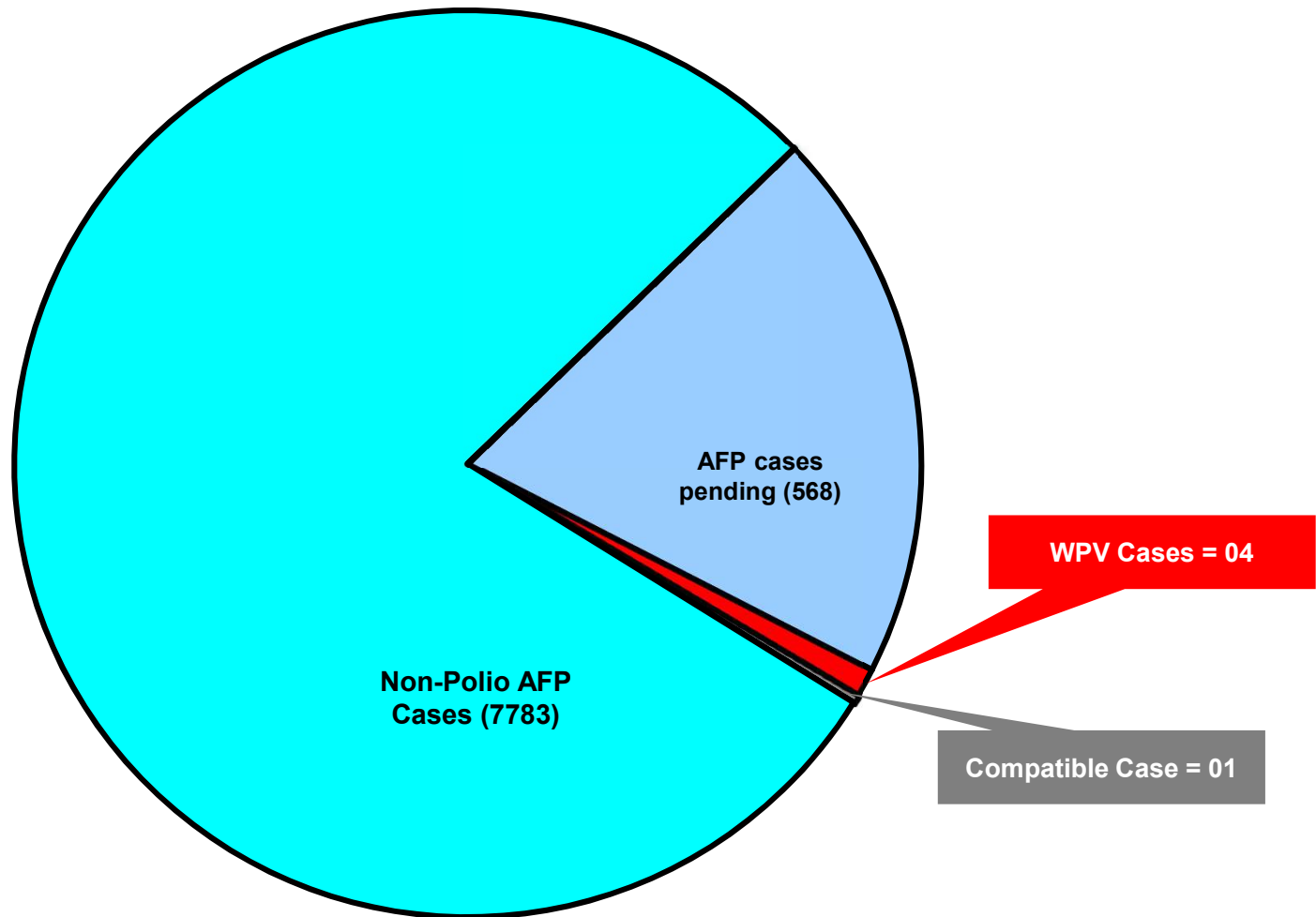
Tel: +92-51 9255123 / 9255282 /9255184

AFP Surveillance



<http://www.emro.who.int/pak/information-resources>

AFP Case Profile, 2018*



Total AFP Cases Reported = 8356

^ 241 Inadequate cases not due for FUP

^ 327 AFP Cases pending in Lab

^65 AFP Cases pending for classification by ERC

* Afp.rec Data as of 08-10-2018

Table 1.1: List of Confirmed Polio Cases, Pakistan 2018*

S.NO.	PROVINCE/ REGION	DISTRICT	TEHSIL	EPID NO.	SEX	AGE (m)	DATE ONSET OF PARALYSIS	NO. OPV DOSES (based on parents recall)		FEVER	Asymmetric Paralysis	Rapid Progression	REFUSAL	WPV TYPE	GENETICS
								Routine	SIA's						Cluster
01	BALUCHISTAN	DUKI	DUKI	BN/65/18/003	M	38	08-Mar-18	0	7+	Y	Y	Y	N	NSL1	R4B5C4
02	BALUCHISTAN	DUKI	DUKI	BN/65/18/005	F	18	15-Apr-18	0	7	Y	Y	Y	N	NSL1	R4B5C4D
03	BALUCHISTAN	DUKI	DUKI	BN/65/18/007	M	18	18-May-18	0	3	Y	Y	Y	N	NSL1	R4B5C4D
04	KPAKHTUNKHW	CHARASADA	CHARASADA	KP/31/18/100	M	19	1-Aug-18	3	7+	Y	Y	Y	N	NSL1	R4B5C5B2

* Afp.rec Data as of 08-10-2018

Table 3: Urgent/ITD Pending Cases

S. #	Basic information									OPV doses				Urgent		Prov Diagnosis	Lab update			Remarks	
	District	Tier	Tehsil	Union council	Epid number	Date of Onset	Age (M)	Sex	Date of 1st stool	Stool Adeq	RI	S1As	Last 6 S1As	Last dose	Field		NSC %	Lab No.	Days Inoc		Culture update
Isolates pending for ITSD																					
1	BANNU	1	BANNU	FATIMA KHEL	KP/61/18/045	24-Sep-18	39	M	26-Sep-18	Y	2	7	6	24-Sep-18	N	N	UNNOTICED TRAUMA	11320	6	L20B+	
2	KHIGADAP	1	GADAP TOWN	GUJRO-A	SD/63/18/039-C2		17	F	25-Sep-18	-	-	-	24-Sep-18	N	-	-	11272	7	L20B+		
3	THARPARKAR	4	MITHI	SINGHARO	SD/33/18/041	15-Sep-18	3	M	21-Sep-18	Y	3	7	6	07-Sep-18	N	N	RICKETS	11256	7	L20B+	
Reported urgent (by field / NSC% criteria)																					
4	KABDULAH	1	CHAMAN	ROGHAN 1	BN/14/18/026	14-Sep-18	4	F	15-Sep-18	Y	0	2	2	08-Aug-18	N	Y	QUADRIPLEGIA	11098	13	UP	
5	ICT	3	ICT	TARLAI 3	IB/02/18/050	20-Sep-18	34	M	21-Sep-18	Y	3	#		07-Aug-18	N	Y	LEFT SIDED HEMIPLEGIA	11011	16	UP	
6	BAJOUR	2	KHAR	GHANI ADDA	TD/33/18/089	22-Sep-18	7	F	25-Sep-18	Y	0	6	6	29-Aug-18	N	Y	INJECTION NEURITIS	11505	7	UP	
7	MOHMAND	2	AMBAR	CHARGOLAI	TD/35/18/048	15-Sep-18	1	M	21-Sep-18	Y	0	2	2	01-Sep-18	N	Y	FACIAL PALSY	11214	12	UP	
8	DGKHAN	2	DG KHAN	RAMIN	PB/81/18/217	14-Sep-18	1	F	20-Sep-18	Y	0	0	0		N	Y	TRAUMATIC NEURITIS	11153	13	UP	
9	MUZFARGARH	2	JATOI	JHALARIN	PB/83/18/201	11-Sep-18	1	M	16-Sep-18	Y	0	1	1	07-Aug-18	N	Y	TRAUMATIC NEURITIS	11157	13	UP	
10	JHELUM	4	DINA	DINA URBAN-II	PB/14/18/048	15-Sep-18	5	F	27-Sep-18	Y	3	2	2	25-Aug-18	N	Y	PARAPARESIS	11354	10	UP	
11	KHIGADAP	1	GADAP TOWN	GUJRO-A	SD/63/18/039	04-Sep-18	132	F	25-Sep-18	N	1	7	0		N	N	MENINGO ENCEPHALITIS	11270	11	UP	Index of C-2
12	HYDERABAD	3	LATIFABAD	LATIFABAD-17	SD/21/18/070	17-Sep-18	4	M	27-Sep-18	Y	3	3	3	06-Aug-18	N	Y	MENINGITIS	11398	9	UP	
13	JAMSHORO	4	SEHWAN	SEHWAN -2	SD/25/18/055	16-Sep-18	8	M	24-Sep-18	Y	1	5	5	16-May-18	N	Y	.	11216	12	UP	
14	KHILQAQAT	4	LQAQAT	SUPER	SD/70/18/017	20-Sep-18	3	M	27-Sep-18	Y	0	1	1	08-Aug-18	N	Y	WOSITIS	11360	10	UP	
15	KHIMALUR	4	MAUR	KHOKARAPAR-	SD/72/18/020	20-Sep-18	16	F	22-Sep-18	Y	3	3	3	02-Jun-18	N	Y	DIPLEGIA	11268	11	UP	

* New addition § New results #Data not available ≠ NSC Criteria = Fever, Rapid Progress, Age < 48 months and OPV Doses <7 UP = Under process
 Urgent (Field/NSC) / Inadequate specimens / Age 12-35 months / Zero OPV dose Ⓞ Pending for genomic sequencing

Point in time comparison of Polio Cases by Province/Region 2017 - 2018*

Region/ Province	No. of polio cases		No. of infected districts/towns		Most recent polio case
	2017	2018	2017	2018	
Balochistan	1	3	1	1	18-May-18
Sindh	1	0	1	0	09-Nov-17
Khyber Pakhtunkhwa	1	1	1	1	1-Aug-18
KP-TD	0	0	0	0	27-Jul -16
G-Baltistan	1	0	1	0	13-Feb-17
Punjab	1	0	1	0	28-Jan-17
Pakistan	5	4	5	2	1-Aug-18

Twenty additional district / town declared infected based on environmental samples in 2018

* Afp.rec Data as of 08-10-2018

Environmental Surveillance Results, Pakistan (Last 52 Weeks)

Sites	Proportion of WPV samples				2017												2018																																										
	2014	2015	2016	2017	2018		Last 52 Weeks		Oct		Nov		Dec		Jan		Feb		Mar		Apr		May		Jun		Jul		Aug		Sep		Oct																										
	%	%	%	%	n	n	%	n	41	42	43	44	45	46	47	48	49	50	51	52	1	2	3	4	5	6	7	8	9	10	11	12	13	14	15	16	17	18	19	20	21	22	23	24	25	26	27	28	29	30	31	32	33	34	35	36	37	38	39
CORE RESERVOIRS	23	8	8	6	10	25	182	29	61																																																		
BALUCHISTAN	48	31	29	29	34	15	66	18	12																																																		
QUETTA	42	42	29	26	12	18	37	24	8																																																		
Jam-e-Salfia	25	33	13	50	6	33	3	33	4																																																		
Killi Jattak	42	58	0	0	1	38	3	27	3																																																		
Surpul	58	33	38	25	3	0	0	9	1																																																		
Railway Pul site (RP)			38	17	2	0	0	0	0																																																		
KABDULAH	83	13	25	54	13	17	19	17	4																																																		
Army Kaziba	100	18	17	67	8	22	2	18	2																																																		
Hadi Packet	50	8	33	42	5	11	1	17	2																																																		
PISHIN			50	42	5	0	10	0	0																																																		
TURWA Pishin			50	42	5	0	0	0	0																																																		
KP	59	20	12	5	8	78	18	71	17																																																		
PESHAWAR	59	35	27	35	8	78	18	71	17																																																		
Lara Ma	50	31	8	0	0	56	5	42	5																																																		
Shaheen Town	67	67	75	67	8	100	9	100	12																																																		
Naray Khwar Palosi Pul					0	0	0	0	0																																																		
KARACHI	47	28	10	33	49	22	98	28	32																																																		
KHI (BALDIA)	50	8	4	18	2	22	10	27	3																																																		
Muhammad Khan Colony				18	2	22	2	27	3																																																		
KHI (G.IQBAL)	54	27	8	27	6	6	18	9	2																																																		
Chakora Nulla	42	17	0	36	4	11	1	17	2																																																		
Rashid Minhas Rd	67	40	17	18	2	0	0	0	0																																																		
KHI (GADAAP)	51	33	11	62	21	41	27	44	16																																																		
Khamiso Goth	42	25	8	27	3	0	0	0	0																																																		
Macchar Colony	45	50	17	83	10	67	6	75	9																																																		
Sorab Goth	67	50	8	73	8	56	5	58	7																																																		
KHI (LANDHI)	17	64	7	38	9	45	5	5	5																																																		
Bakhtawar Village	17	64	7	38	3	45	5	5	5																																																		
KHI (KORANGI)	0	9	1	0	8	9	1	1	1																																																		
Composit Korangi Nalla	0	9	1	0	0	9	1	1	1																																																		
KHI (SITE)	0	45	5	22	10	36	4	4	4																																																		
Orangi Nalla	0	45	5	22	2	36	4	4	4																																																		
KHI (SADDAR)	0	45	5	0	8	0	0	0	0																																																		
Hijrat Colony PIDC Nalla	0	45	5	0	0	0	0	0	0																																																		
KHI (LIAQUAT)	0	45	5	14	8	14	1	1	1																																																		
Haji Mureed Goth	0	45	5	14	1	14	1	1	1																																																		
PAKISTAN	35	20	13	18	106	14	83	16	102																																																		

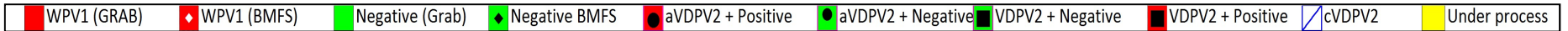


Table 2: LAB Update 2018*

Month of Onset	AFP Cases	No virus isolated	Cases Under Process		Isolated Viruses from stools						
			Culture	ITD	Vaccine viruses		NPEV		Wild	Results within 14 days	
	n	n	n	n	n	%	n	%	n	n	%
January	1010	843	0	0	76	8	91	9%	0	1010	100%
February	893	714	0	0	74	8	105	12%	0	893	100%
March	968	767	0	0	28	3	172	18%	1	967	100%
April	984	735	0	0	31	3	218	22%	1	984	100%
May	992	722	0	0	30	3	239	24%	1	991	100%
June	783	583	0	0	18	2	182	23%	0	783	100%
July	925	585	0	0	27	3	313	34%	0	925	100%
Aug	967	592	33	0	36	4	305	32%	1	933	96%
Sep	830	208	519	3	3	0	111	13%	0	322	39%
October	3	0	3	0	0	0	0	0%	0	0	0%
Total	8355	5749	555	7	323	4	1736	21%	04	7808	93%

* Data as of Oct 08, 2018

Comparison of Environmental Sampling Results, 2017-18*

DISTRICT	2017					2018					Last
	TOTAL	WILD			TOTAL	WILD					
	n	GRAB n	BMFS n	TOTAL n %	n	GRAB n	BMFS n	TOTAL n %			
LAHORE	47			0 0%	43	5		5 12%	12-Sep-18		
MULTAN	27	1		1 4%	26			0 0%	9-Jan-17		
DGKHAN	27			0 0%	19	1	1	2 11%	12-Sep-18		
RAWALPINDI	20	5	2	7 35%	19	8	1	9 47%	10-Sep-18		
FAISALABAD	19			0 0%	17			0 0%	2-Jul-16		
SARGODHA	9			0 0%	8			0 0%			
BAHAWALPUR	9			0 0%	8			0 0%			
RAJANPUR					8			0 0%			
CDA	9	5		5 56%	9	5		5 56%	10-Sep-18		
KHIGIQBAL	21	4	1	5 24%	17	1		1 6%	13-Sep-18		
KHIGADAP	27	16		16 59%	28	10	1	11 39%	11-Sep-18		
KHIBALDIA	10	1		1 10%	9	2		2 22%	4-Sep-18		
KHILANDHI	9	5		5 56%	8	3		3 38%	30-Jul-18		
KHIKORANGI	9			0 0%	8			0 0%	16-Oct-17		
KHISITE	10	3		3 30%	9	2		2 22%	3-Sep-18		
KHISADDAR					7			0 0%			
KHILIAQAT					7	1		1 14%	7-Mar-18		
SUKKUR	23	1	1	2 9%	19		1	1 5%	8-Feb-18		
HYDERABAD	10			0 0%	9	1		1 11%	9-Feb-18		
JACOBABAD	10	1	1	2 20%	11	2	1	3 27%	12-Sep-18		
SANGHAR	9			0 0%	1			0 0%			
DADU	10			0 0%	9			0 0%			
KAMBAR	9	1		1 11%	9	3		3 33%	9-Jul-18		
PESHAWAR	21	3	2	5 24%	20	13	1	14 70%	24-Sep-18		
DIKHAN	20			0 0%	17			0 0%	16-Jul-16		
BANNU	8			0 0%	9		1	1 11%	31-Mar-18		
KOHAT	8			0 0%	9	4		4 44%	27-Aug-18		
CHARSADA	9			0 0%	8			0 0%			
MARDAN	9			0 0%	8			0 0%			
NOWSHERA	9			0 0%	8			0 0%			
KABDULAH	19	12		12 63%	18	3		3 17%	17-Sep-18		
QUETTA	38	9	1	10 26%	34	6		6 18%	12-Sep-18		
PISHIN	10	5		5 50%	9			0 0%	2-Oct-17		
KHUZDAR	9			0 0%	8			0 0%			
LORALAI	9	1		1 11%	7	2		2 29%	17-Aug-18		
ZHOB	9			0 0%	8			0 0%	18-Dec-17		
WAZIR-S					5			0 0%			
BAJOUR					6	4		4 67%	24-Sep-18		
PAKISTAN	502	73	8	81 16%	482	76	7	83 17%	24-Sep-18		

New Positive Samples

* Afp.rec Data as of 08-10-2018

WPV and cVDPV Cases by District in 2018

PROVINCE	DISTRICT	WPV Cases		cVDPV Cases	
		Onset of Last Case	Cases	Onset of Last Case	Cases
KP	CHARSADA	1-Aug	1		
BALUCHISTAN	DUKKI	18-May	3		
PAKISTAN		1-Aug	4		

Map 2.1: Point in Time Comparison of Wild Polio virus, Compatible and cVDPV2 isolates

Infected districts/Towns/Agencies/Areas

On the basis of WPV isolation

- WPV cases = 05
- Sewage water = 14 (no WPV case)
- Total = 19

2017

Source

AFP Surveillance

- P1 = 05
- Compatible = 0
- cVDPV Cases = -
- cVDPV Env = -

Sewage water

- Grab = 73
- BMFS = 08

Infected districts/Towns/Agencies/Areas

On the basis of WPV isolation

- WPV cases = 02
- Sewage water = 20 (no WPV case)
- Total = 22

2018

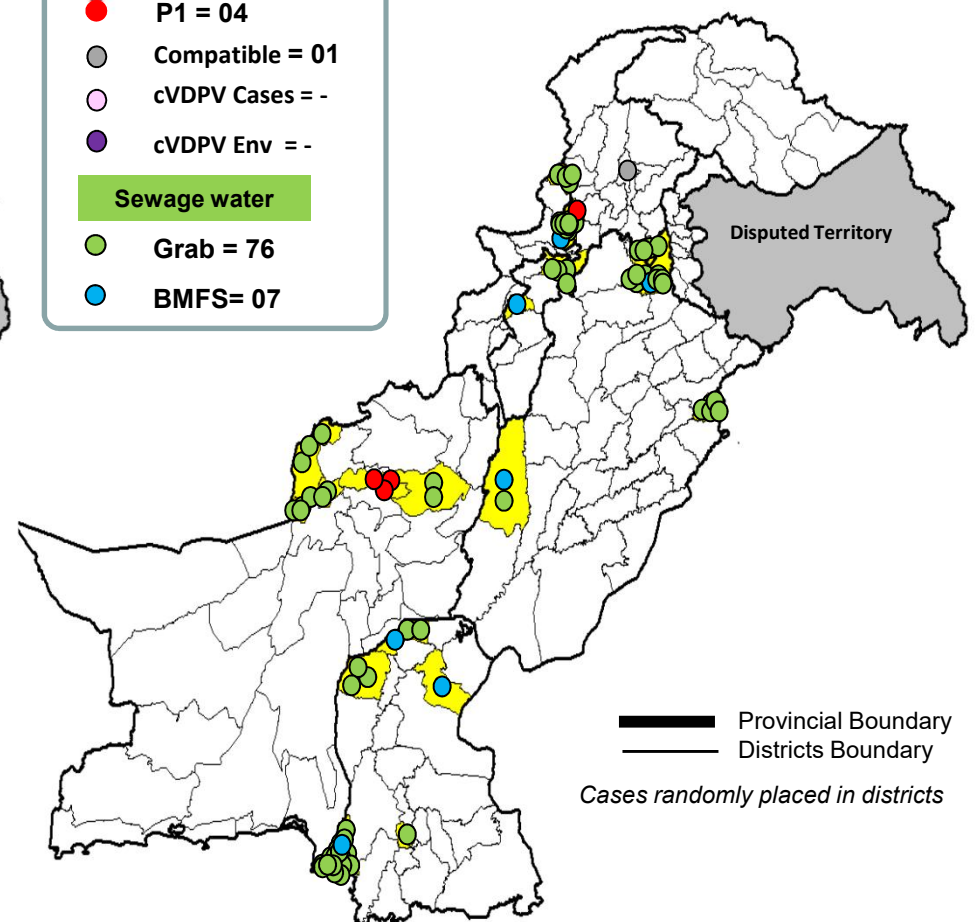
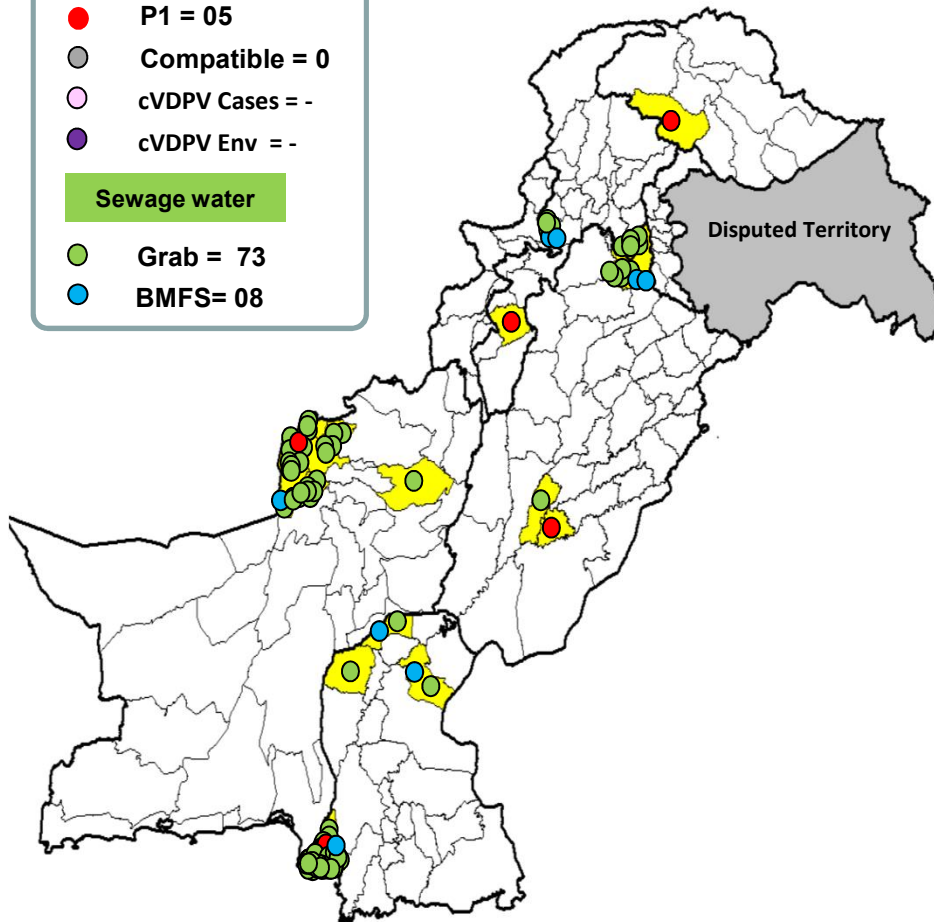
Source

AFP Surveillance

- P1 = 04
- Compatible = 01
- cVDPV Cases = -
- cVDPV Env = -

Sewage water

- Grab = 76
- BMFS = 07

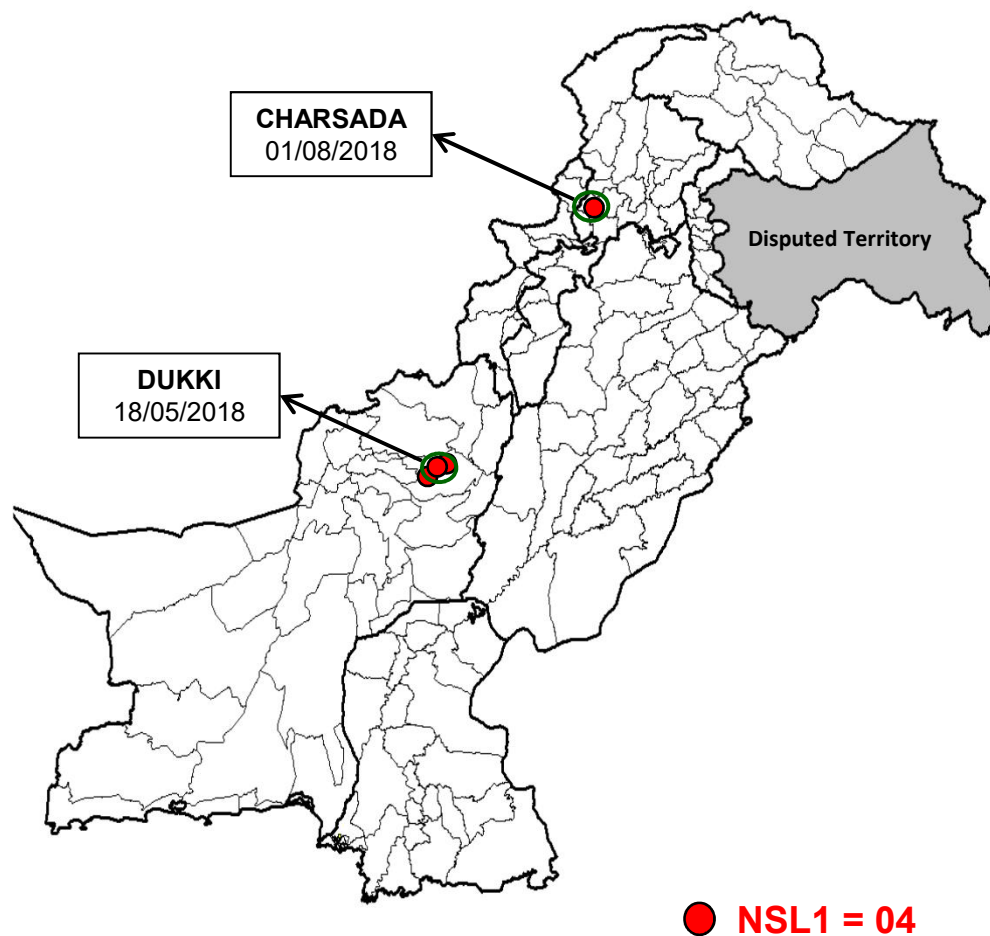


Provincial Boundary
 Districts Boundary
 Cases randomly placed in districts

* Afp.rec Data as of 08-10-2018

Map1: Distribution of Wild Polio Cases Pakistan 2017-2018*

Districts/Towns with Wild Polio Cases = 02



Province/ Country	Date of Last Case		Number of cases 2017		Number of cases 2018	
	P1	P3	P1	P3	P1	P3
KP-TD	Jul, 2016	Apr, 2012	-	-	-	-
KHYBER-PAKHTUNKHWA	Aug, 2018	Oct, 2010	01	-	01	-
SINDH	Nov, 2017	Jan, 2010	02	-	-	-
BALUCHISTAN	May, 2018	Apr, 2010	03	-	03	-
PUNJAB	Jan, 2017	Jun, 2010	01	-	-	-
AJK	Jun, 2000	Jun, 2000	-	-	-	-
GILGIT-BALTISTAN	Feb, 2017	-	01	-	-	-
ISLAMABAD	Sep, 2008	Sep, 2008	-	-	-	-
PAKISTAN	Aug, 2018	Apr, 2012	08	-	04	-

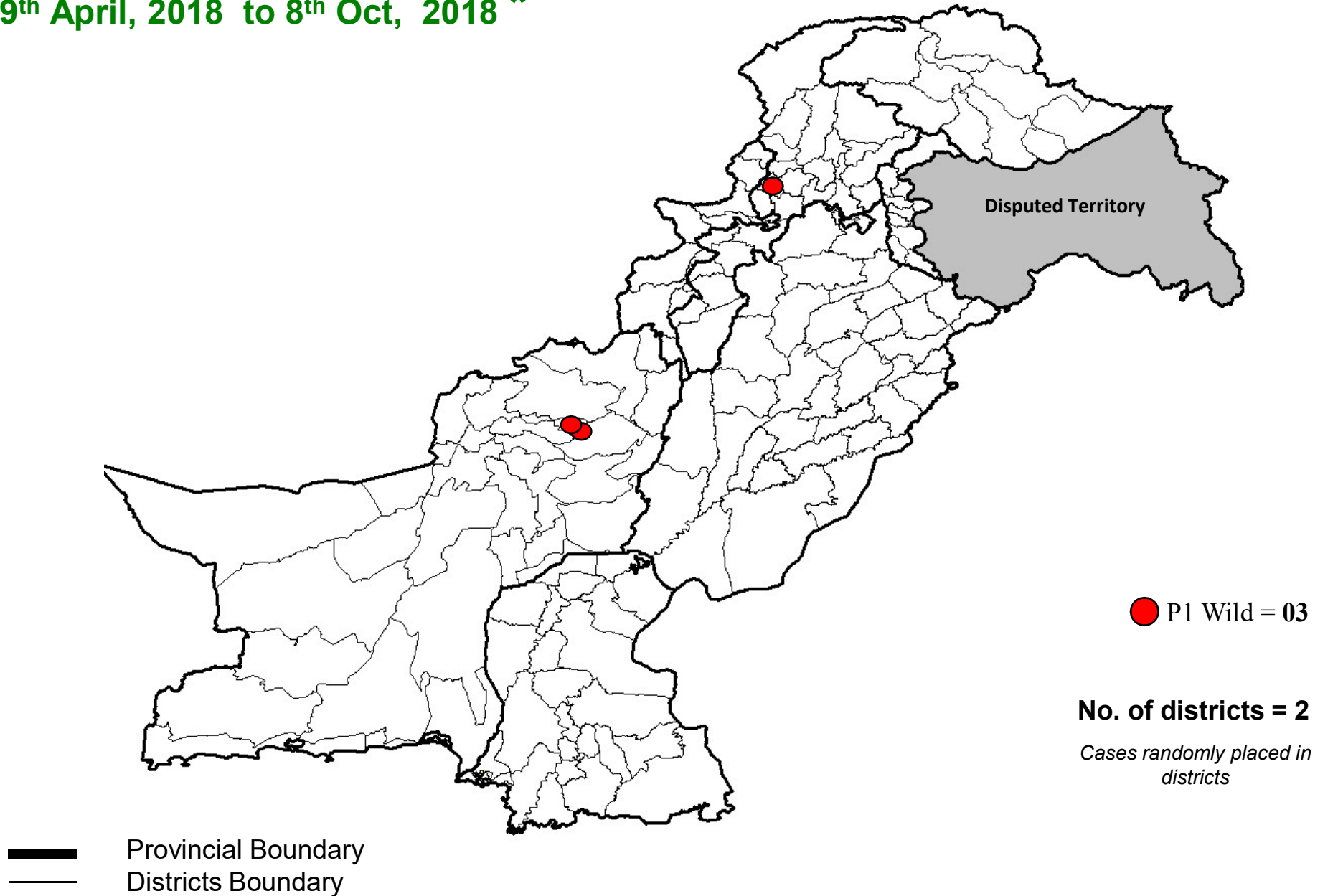
- District with last polio case in province
- Provincial Boundary
- Districts Boundary

Cases randomly placed in districts

* Afp.rec Data as of 08-10-2018

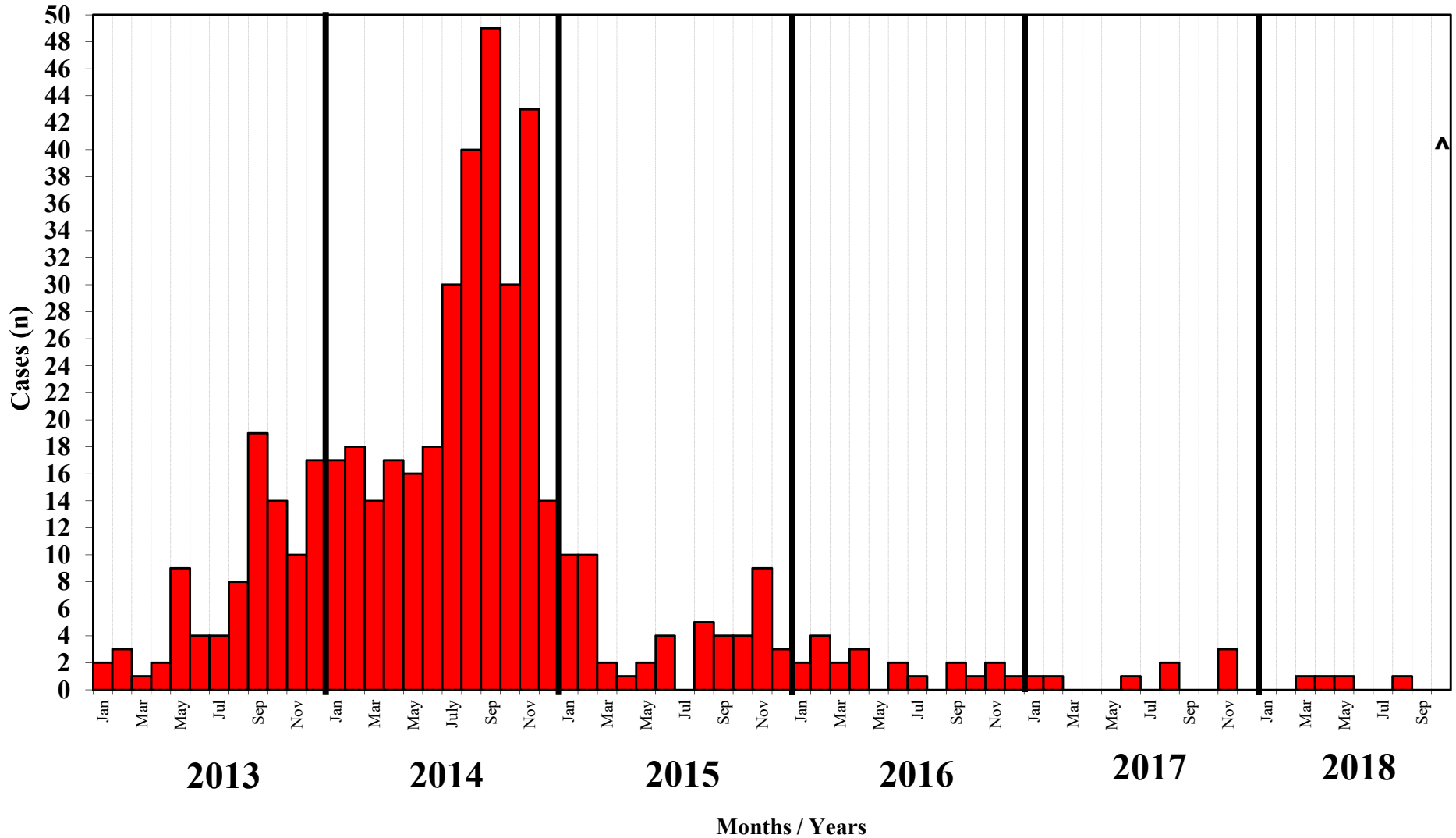
Map 3: Wild Polio cases in the last 6 months

9th April, 2018 to 8th Oct, 2018 *



* Afp.rec Data as of 08-10-2018

Confirmed Polio Cases 2013-2018*

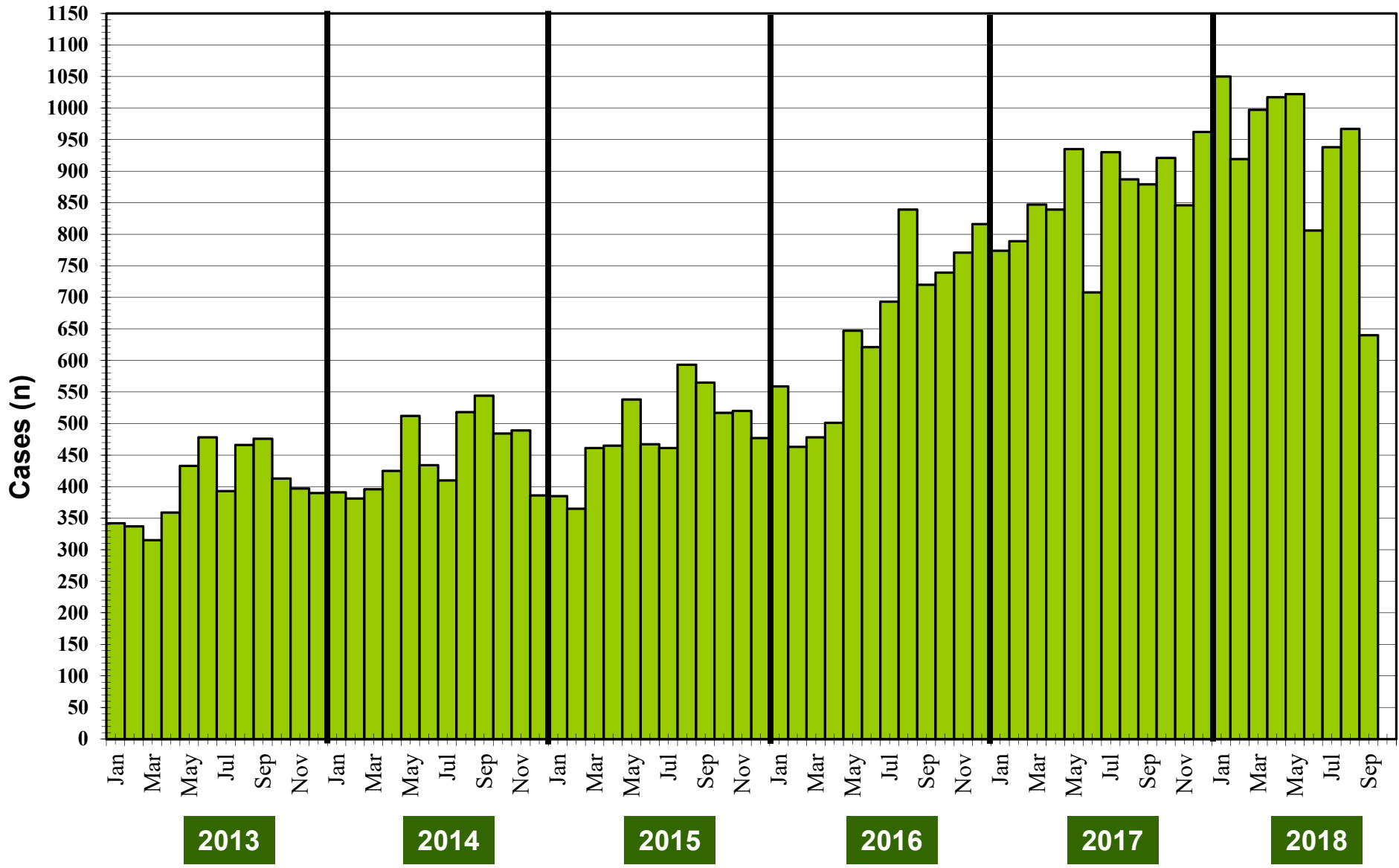


■ NSL1

^ Data incomplete

* Afp.rec Data as of 08-10-2018

Graph 1: Distribution of AFP Cases by Month, Pakistan 2013-2018*



* Afp.rec Data as of 08-10-2018

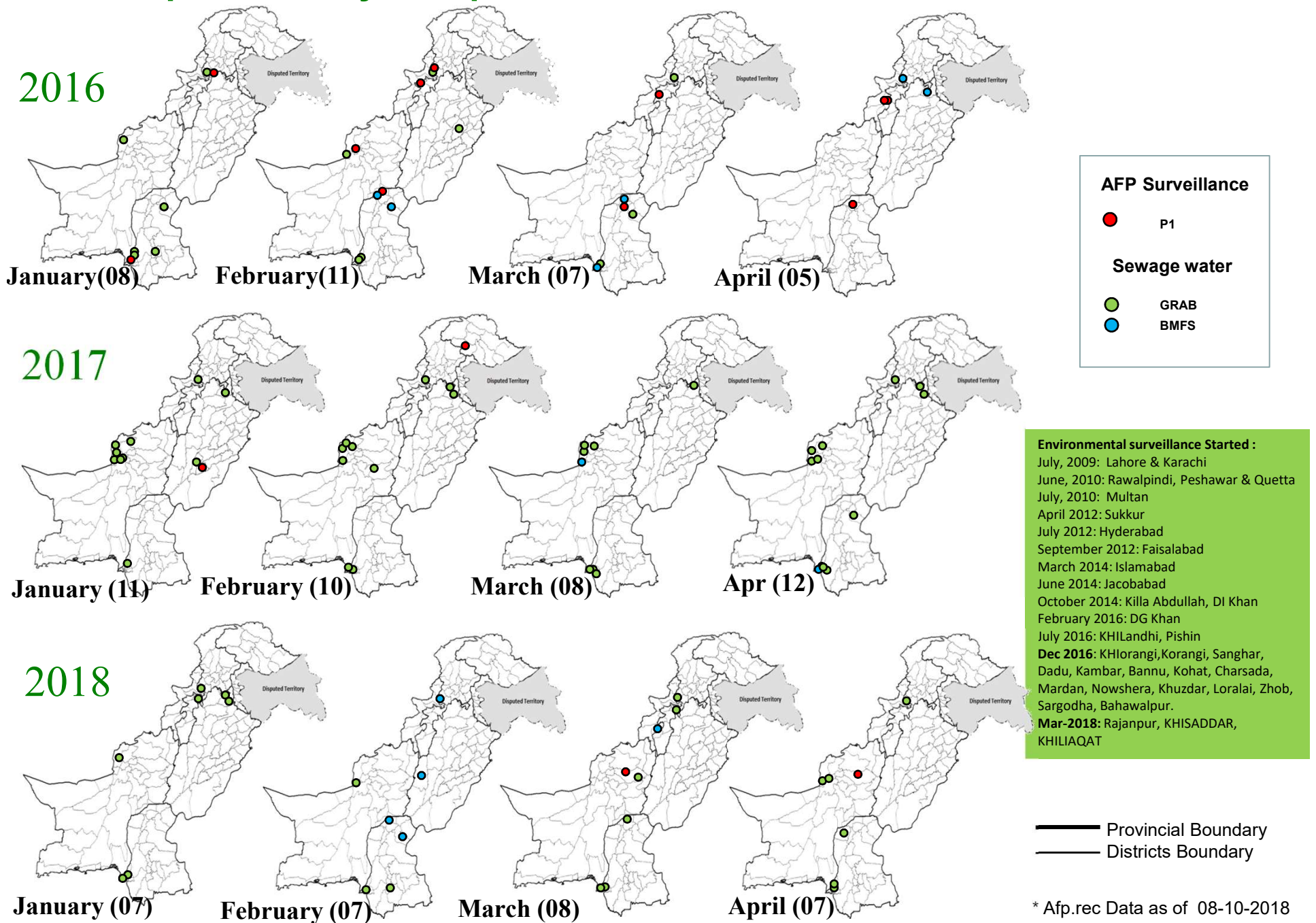
**Table 4: Distribution of AFP Cases By Week of Onset ^
Pakistan- 2018* [Week number / Ending on]**

PROVINCE	W	W	W	W	W	W	W	W	W	W	W	W	W	W	W
	25 22 Jun 2018	26 30 Jun 2018	27 07 Jul 2018	28 14 Jul 2018	29 21 Jul 2018	30 28 Jul 2018	31 04 Aug 2018	32 11 Aug 2018	33 18 Aug 2018	34 25 Aug 2018	35 01 Sep 2018	36 08 Sep 2018	37 15 Sep 2018	38 22 Sep 2018	39 29 Sep 2018
PUNJAB	96	79	106	92	104	97	93	114	87	98	106	113	94	48	18
SINDH	31	42	47	39	38	52	67	61	39	30	41	33	44	34	9
KPAKHTUNKHWA	42	42	47	44	28	32	61	46	36	35	47	40	31	41	15
KPTD	10	16	11	9	19	18	10	7	4	11	6	9	8	7	1
BALUCHISTAN	8	9	11	4	13	6	14	15	8	7	13	16	10	5	0
AJK	3	3	3	1	2	9	6	5	5	4	5	7	3	5	1
GBALTISTAN	2	2	3	2	2	2	1	2	1	4	2	3	1	1	0
ISLAMABAD	2	1	1	2	1	3	2	4	1	1	4	1	5	4	3
PAKISTAN	194	194	229	193	207	219	254	254	181	190	224	222	196	145	47

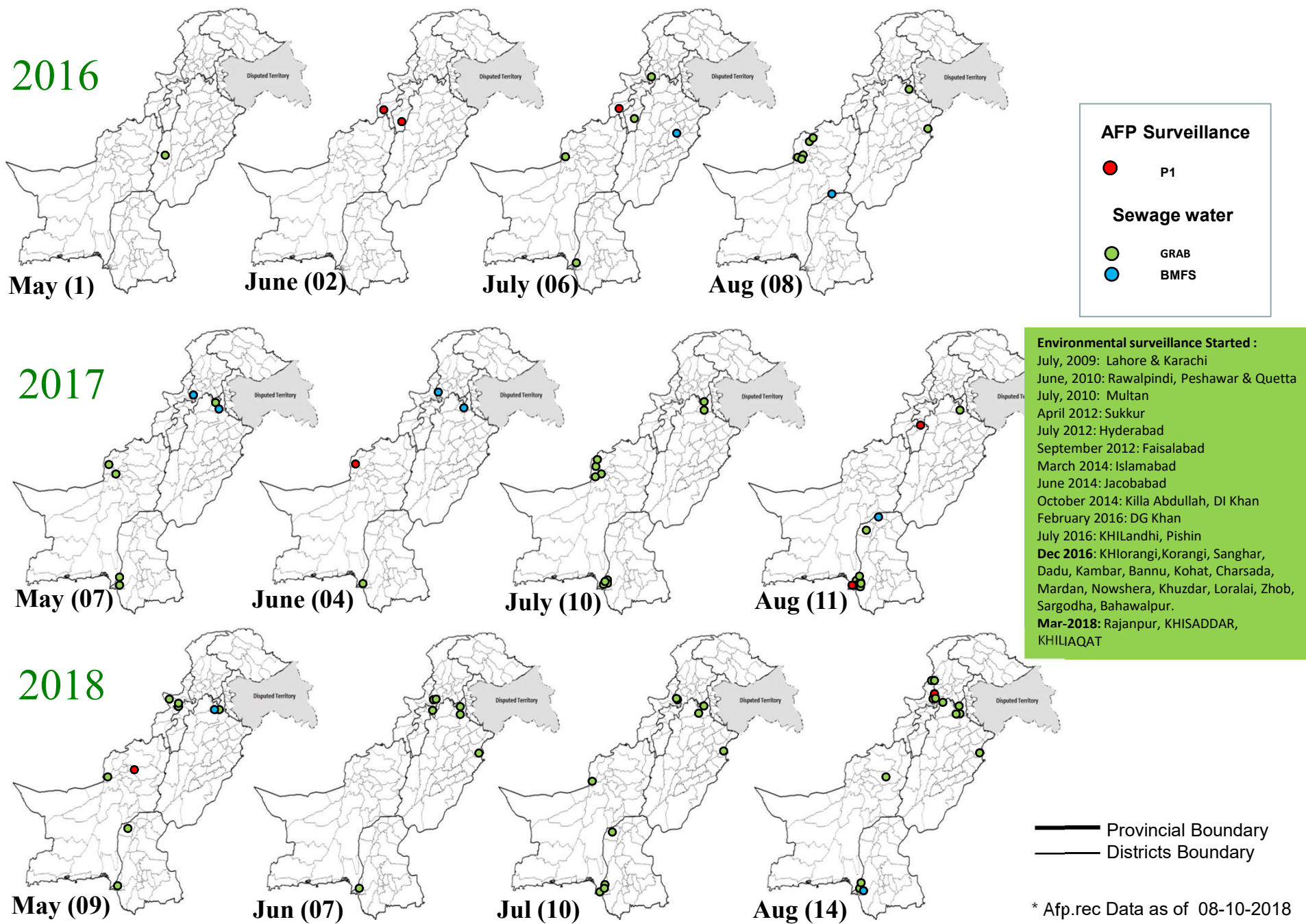
* Afp.rec & Afplab.rec: Data as of 08-10-2018

^ MMWR Epidemiological Weeks

Map 4: Monthly Comparison of Polio Cases/Isolates 2016-2018*

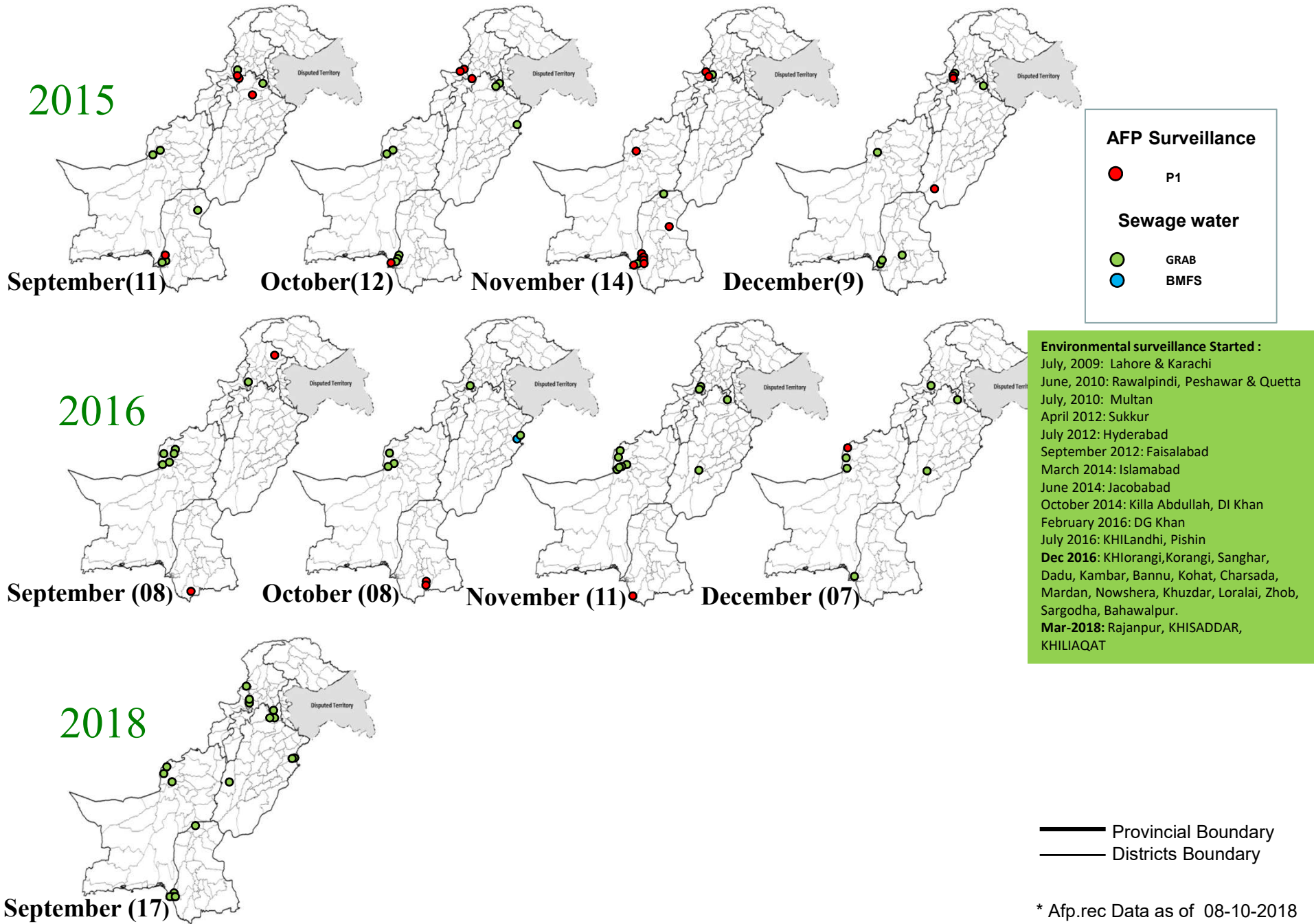


Map 4.1: Monthly Comparison of Polio Cases/Isolates 2016-2018*



* Afp.rec Data as of 08-10-2018

Map 4.2: Monthly Comparison of Polio Cases/Isolates 2016-2018*



* Afp.rec Data as of 08-10-2018

Table 5: Polio Eradication Update, Pakistan 2015-2018*

Province/Region	Polio 1			
	2015	2016	2017	2018
KP-TD	16	02	-	-
KP	17	08	01	01
SINDH	12	08	02	-
PUNJAB	02	-	01	-
BALUCHISTAN	07	02	03	03
AJK	-	-	-	-
Gilgit-Baltistan	-	-	01	-
ISLAMABAD	-	-	-	-
PAKISTAN	54	20	08	04

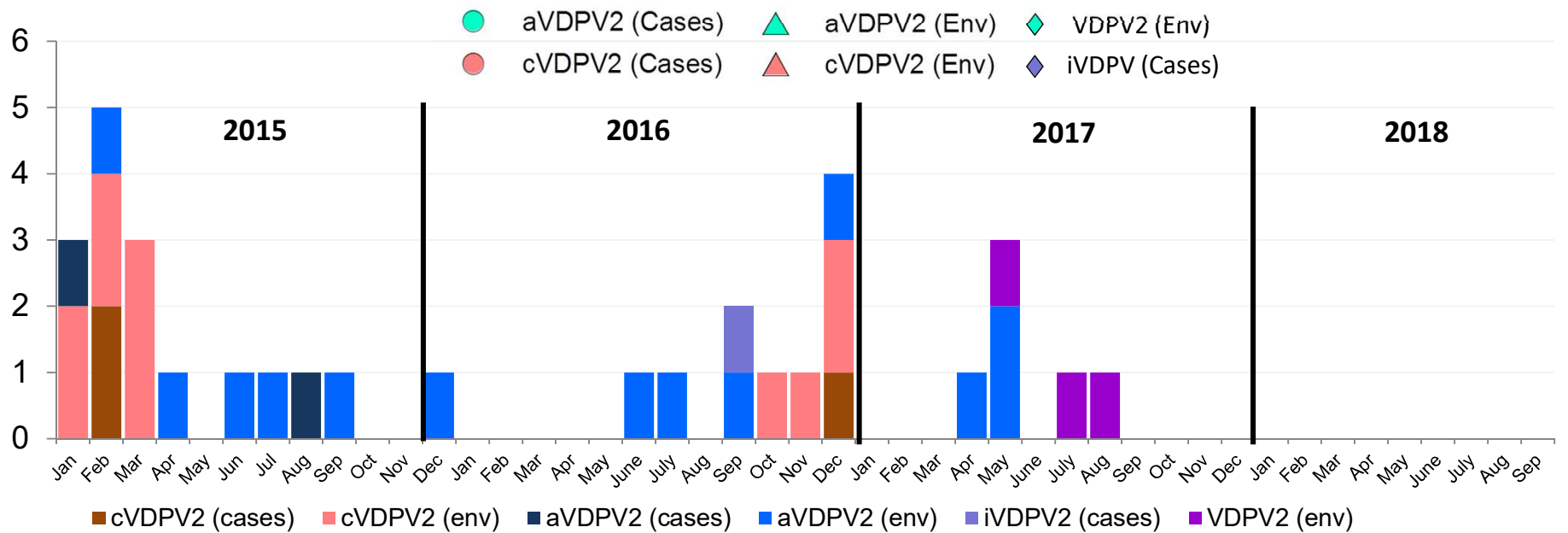
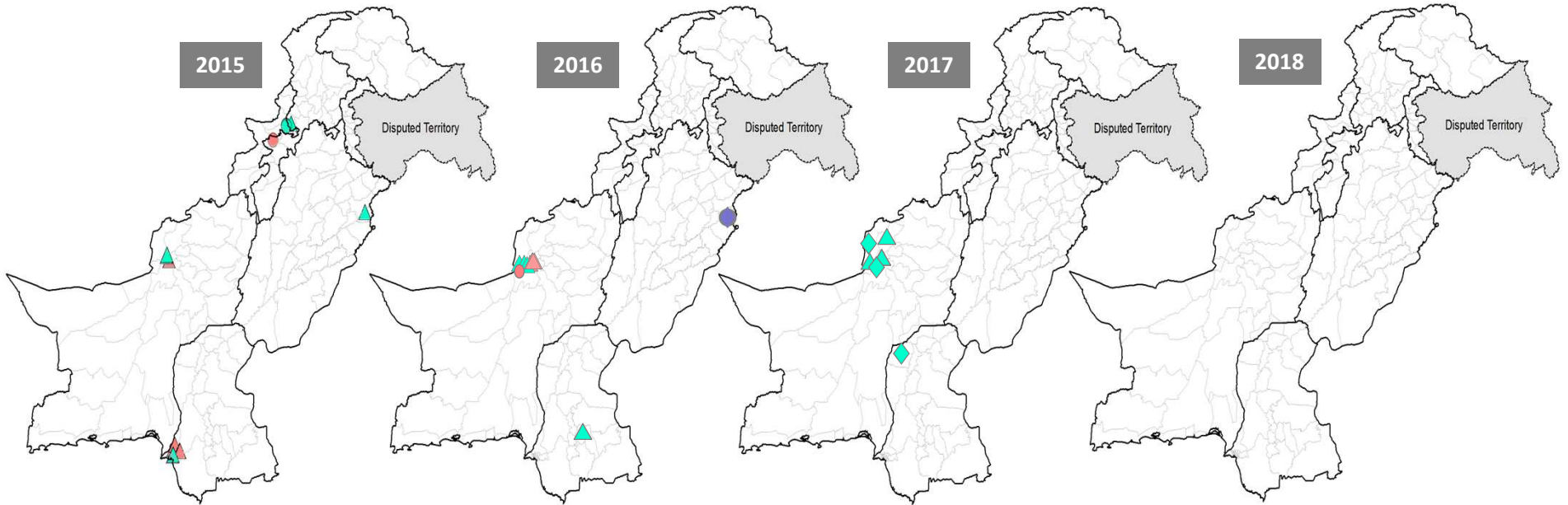


* Afp.rec Data as of 08-10-2018

VDPV2 isolates, 2014 to 2018*

DISTRICT	2014				2015				2016					2017					2018			
	aVDPV-2		cVDPV-2		aVDPV-2		cVDPV-2		aVDPV-2		iVDPV-2		cVDPV-2		VDPV2		aVDPV-2		cVDPV-2			
	Cases	Env	Cases	Env	Cases	Env	Cases	Env	Cases	Env	Cases	Env	Cases	Env	Cases	Env	Env	Cases	Env	Cases	Env	
JAFARABAD																						
MASTUNG																						
PISHIN														1								
QUETTA					2		1			3			1	4			2					1
KABDULAH																						1
BALOCHISTAN					2		1			3			1	4			3					2
KHYBER	1		2		1		1															
MOHMAND																						
WAZIR-N	2		7																			
WAZIR-S	1																					
KP-TD	4		17		1		1															
FR BANNU			8																			
BANNU			1																			
HANGU							1															
LAKKIMRWT			1																			
PESHAWAR			1				1															
KPAKHTUNKHWA			3		1		1															
LAHORE	1				1					1												
PUNJAB	1				1					1												
KAMBAR																						1
KHIGADAP		2	1	7																		6
KHIGIQBAL		1					2															
KHIGULBERG							1															
HYDERABAD										1												
SINDH		3	1	7	1		2		6	1												1
PAKISTAN	5	3	21	7	2		6		2	7		4	1		1	4				3		3

VDPV isolates (Cases + ES), 2015 – 2018*



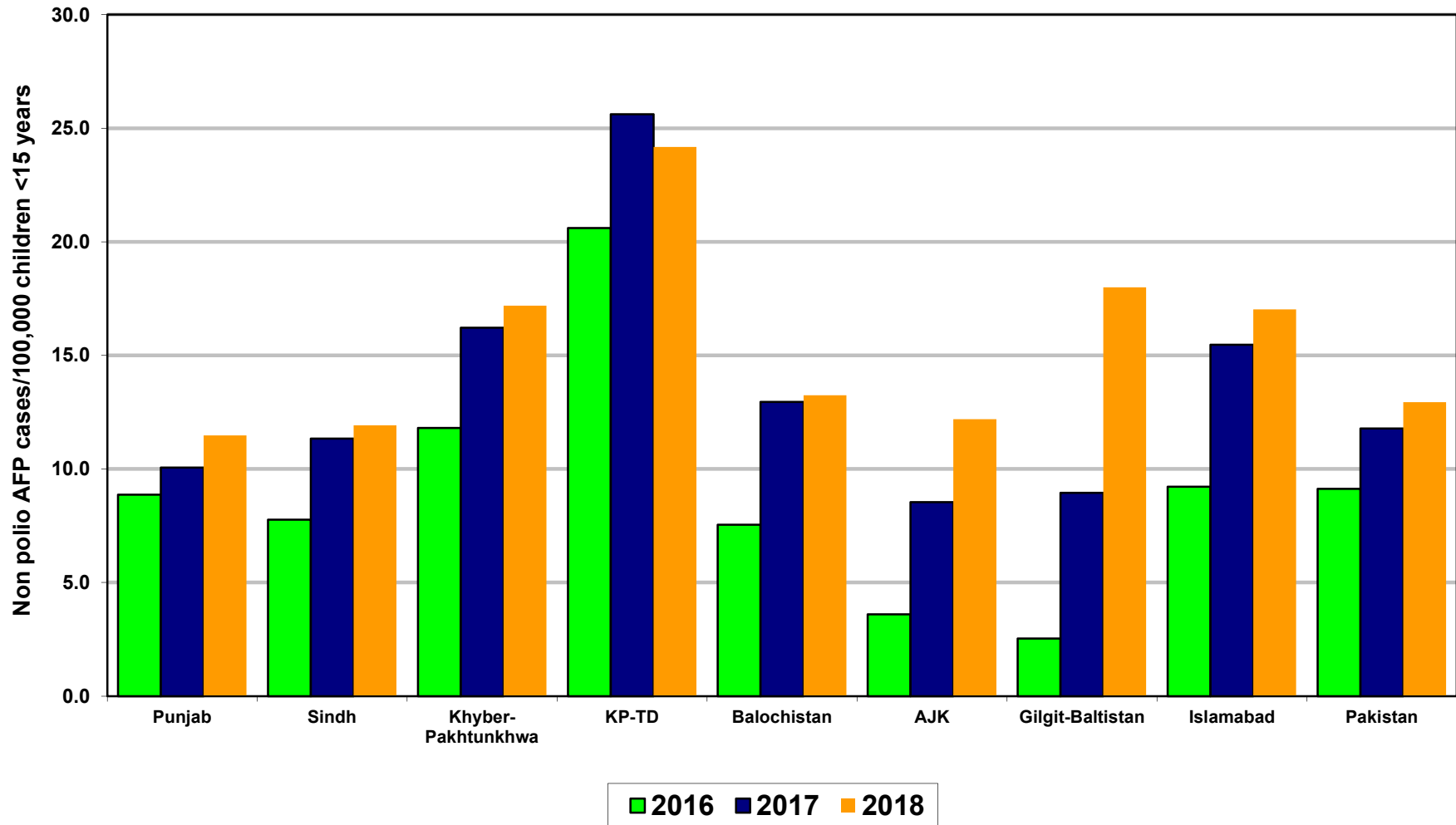
* Afp.rec Data as of 08-10-2018

Table 6: Vaccination status of non polio AFP cases age 6-59 months 2016-2018*

REGION	0 dose			1-2 doses			3 doses			4-6 doses			7+ doses		
	16	17	18	16	17	18	16	17	18	16	17	18	16	17	18
Central Punjab	0%	0%	0%	0%	0%	0%	1%	1%	1%	3%	3%	2%	97%	96%	97%
North Punjab	0%	0%	0%	0%	0%	0%	0%	1%	1%	2%	2%	2%	98%	97%	97%
South Punjab	0%	0%	0%	0%	0%	0%	0%	0%	0%	2%	2%	1%	98%	98%	98%
PUNJAB	0%	0%	0%	0%	0%	0%	0%	1%	1%	2%	2%	2%	97%	97%	97%
Karachi	0%	1%	0%	1%	1%	1%	1%	1%	2%	5%	7%	5%	93%	91%	92%
North Sindh	0%	0%	0%	0%	0%	0%	0%	0%	0%	5%	3%	3%	94%	97%	97%
South Sindh	0%	0%	0%	1%	0%	0%	1%	1%	1%	6%	4%	2%	92%	95%	96%
SINDH	0%	0%	0%	1%	0%	0%	1%	0%	1%	5%	4%	3%	93%	95%	95%
Central Khyber Pakhtunkhwa	0%	0%	0%	0%	1%	0%	0%	0%	0%	1%	1%	1%	98%	98%	98%
North Khyber Pakhtunkhwa	0%	0%	0%	1%	1%	0%	0%	1%	0%	3%	4%	1%	96%	94%	98%
South Khyber Pakhtunkhwa	1%	0%	1%	2%	2%	0%	1%	2%	0%	3%	5%	2%	94%	91%	96%
Khyber Pakhtunkhwa	0%	0%	0%	1%	1%	0%	0%	1%	0%	2%	3%	1%	96%	95%	98%
KP-TD	0%	0%	0%	2%	0%	0%	1%	1%	0%	9%	8%	3%	89%	91%	96%
Rest of Balochistan	7%	3%	0%	7%	9%	2%	2%	4%	1%	23%	13%	19%	62%	71%	78%
North Balochistan	0%	4%	0%	3%	6%	2%	3%	2%	0%	10%	10%	10%	83%	78%	88%
Quetta Block	1%	0%	4%	1%	1%	0%	4%	0%	0%	10%	7%	0%	83%	92%	96%
BALUCHISTAN	2%	2%	1%	3%	4%	1%	3%	3%	0%	13%	10%	9%	80%	82%	88%
PAKISTAN	0%	0%	0%	1%	1%	0%	1%	1%	1%	4%	4%	3%	95%	95%	96%

* Afp.rec Data as of 08-10-2018

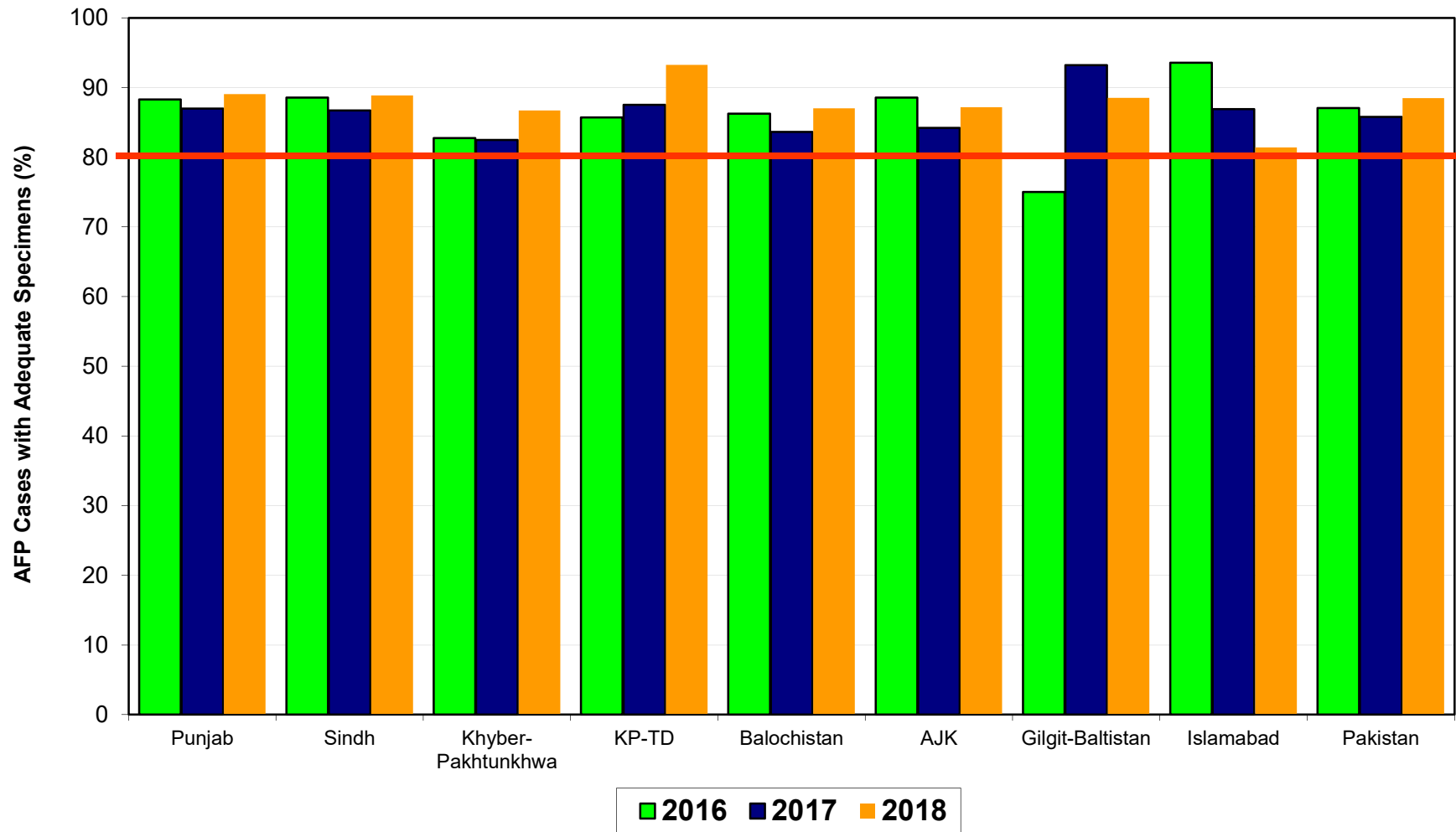
Non Polio AFP Rate By Province/Regions, 2016-2018*



Minimum Target Non-Polio AFP Rate is 6/100000 < 15 years of the age

* Afp.rec Data as of 08-10-2018

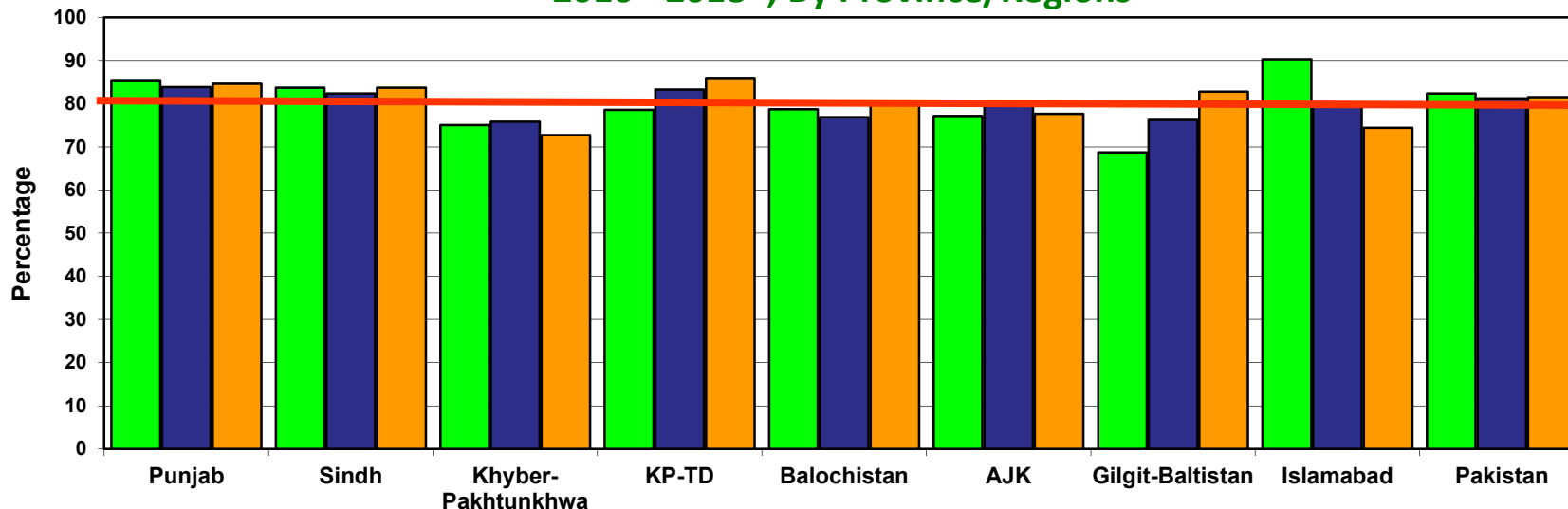
Percent AFP Cases with Adequate Specimens By Province/Regions, 2016-2018*



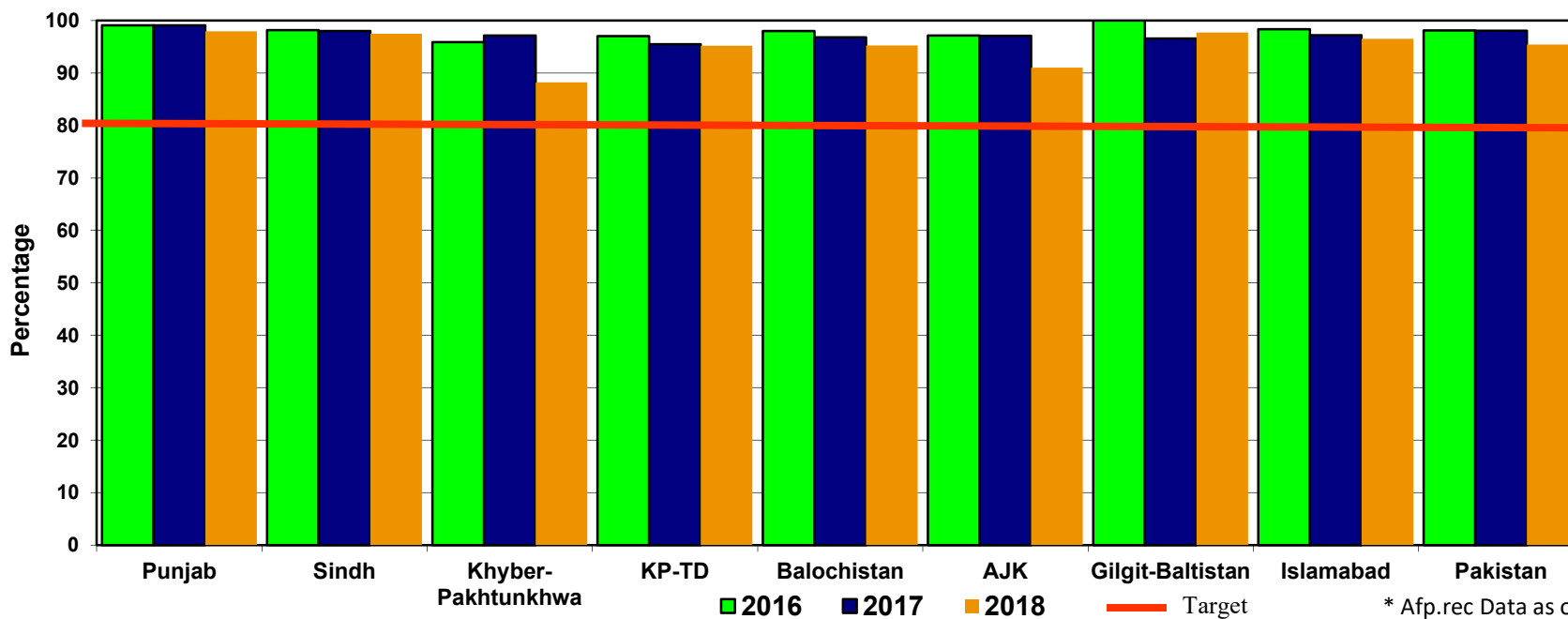
* Afp.rec Data as of 08-10-2018

— Target Adequate Sample cases = 80%

**Graph 5: Percent AFP Cases Notified within 07 days of paralysis onset
2016 - 2018*; By Province/Regions**



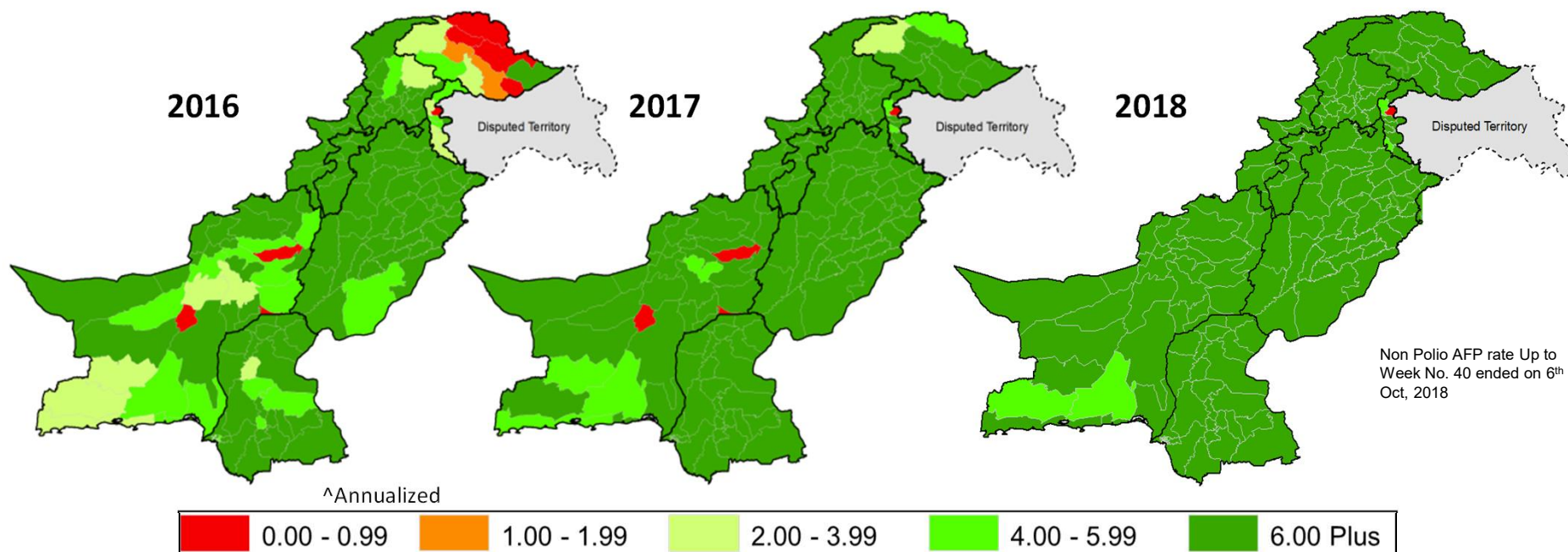
**Graph 6: Percent AFP Cases Investigated within 48 hours of notification
2016 ~ 2018*; By Province/Regions**



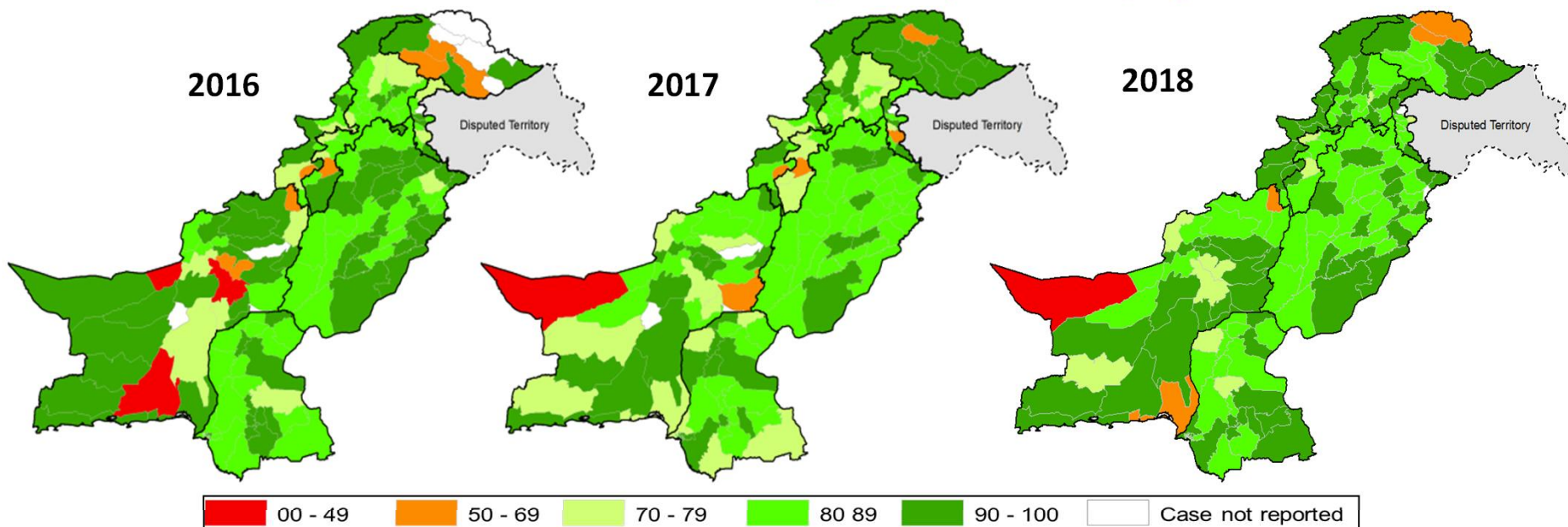
2016 2017 2018 Target

* Afp.rec Data as of 08-10-2018

Non-Polio ^ AFP Rate by District



Percent AFP Cases with Adequate Specimens, by District



**Table 7.4: AFP CASES PENDING FOR CLASSIFICATION
WITH DATE OF ONSET MORE THAN 90 DAYS* 2018 Page (1/2)**

S. No	DISTRICT	TEHSIL	EPID	SEX	AGE	DONSET	DOSESE	DSTOOL1	DSTOOL2	LAB	FEVER	ASVM	PROG	FUP	PEND (DAYS)
1	DIKHAN	DIKHAN	KP/60/18/049	M	84	14-06-18	7+	27-07-18	28-07-18	NVI	UK	UK	UK		112
2	KABDULAH	KABDULAH	BN/14/18/019	M	30	13-06-18	7+	07-08-18		NVI	UK	UK	UK		113
3	PESHAWAR	PESHAWAR	KP/30/18/286	M	27	21-06-18	7+	LATE NOTIFIED			UK	UK	UK		105
4	QUETTA	QUETTA	BN/11/18/800	M	30	13-06-18	7+	07-07-18		NVI	UK	UK	UK		113
5	BAJOUR	WARA MAMOUND	FT/33/18/047	F	3	05-06-18	2	23-06-18	24-06-18	NVI	Y	Y	Y	Y	121
6	BAJOUR	UTMANKHEL	TD/33/18/065	M	32	27-06-18	7+	06-08-18	07-08-18	EV	Y	Y	N		99
7	CDA	CDA	IB/01/18/022	M	68	04-06-18	7+	15-06-18	20-06-18	EV	N	Y	Y		122
8	FR BANNU	FR BANNU	FT/69/18/021	M	18	09-05-18	7+	07-07-18	08-07-18	NVI	N	Y	UK		148
9	ICT	ICT	IB/02/18/046	F	153	16-06-18	3	LATE NOTIFIED			N	Y	Y		110
10	KHYBER	BARA	FT/34/18/031	M	10	15-02-18	7+	14-03-18	15-03-18	NVI	Y	Y	Y	Y	231
11	RYKHAN	RAHIMYAR KHAN	PB/72/18/170	M	168	08-06-18	7+	24-07-18	26-07-18	NVI	N	N	Y	Y	118
12	SHEIKHUPURA	FEROZEWALA	PB/33/18/070	F	48	16-06-18	7+	04-07-18	05-07-18	EV	Y	N	Y	Y	110
13	DADU	K.N.SHAH	SD/24/18/037	F	54	24-06-18	7+	09-07-18	11-07-18	NVI	N	N	Y	Y	102
14	DADU	MEHAR	SD/24/18/045	F	74	28-04-18	7+	14-08-18	15-08-18	EV	Y	Y	Y		159
15	GHOTKI	UBAURO	SD/42/18/050	M	144	02-07-18	7+	DIED BEFORE STOOL			N	N	Y	DIED	94
16	HYDERABAD	HYDERABAD CITY	SD/21/18/047	M	12	25-06-18	7+	07-07-18	10-07-18	EV	N	Y	Y	Y	101
17	JACOBABAD	GARHI KHAIRO	SD/53/18/043	F	36	30-06-18	7+	01-08-18	02-08-18	EV	N	Y	Y	Y	96
18	JACOBABAD	GARHI KHAIRO	SD/53/18/048	M	12	11-06-18	7+	LATE NOTIFIED			Y	Y	Y		115
19	KAMBAR	KAMBAR	SD/55/18/047	M	18	03-06-18	7+	07-07-18	09-07-18	NVI	Y	Y	Y		123
20	KAMBAR	KAMBAR	SD/55/18/056	M	144	28-06-18	7+	25-07-18	26-07-18	EV	Y	N	Y	DIED	98
21	KAMBAR	WARAH	SD/55/18/061	F	36	24-05-18	7+	LATE NOTIFIED			N	Y	Y	Y	133
22	KHIGADAP	GADAP	SD/63/18/026	M	84	01-06-18	7+	11-06-18		NVI	N	N	Y	DIED	125
23	KHIGADAP	GADAP	SD/63/18/036	F	36	02-06-18	7+	LATE NOTIFIED			Y	Y	Y	Y	124
24	KHIGADAP	GADAP	SD/63/18/038	M	30	16-06-18	7+	LATE NOTIFIED			N	Y	Y	Y	110
25	KHINORTH	NORTH	SD/73/18/012	F	50	20-06-18	7+	DIED BEFORE STOOL			N	N	Y	DIED	106
26	KHINORTH	NORTH	SD/73/18/015	F	30	27-06-18	7+	23-07-18	25-07-18	NVI	N	N	UK	Y	99
27	SBENAZIRABAD	DAUR	SD/44/18/030	F	84	23-06-18	7+	10-07-18	11-07-18	NVI	Y	Y	Y	Y	103
28	SBENAZIRABAD	DAUR	SD/44/18/031	M	36	28-06-18	7+	17-07-18	18-07-18	EV	Y	N	Y	Y	98
29	SBENAZIRABAD	NAWABSHAH	SD/44/18/035	M	60	11-05-18	7+	LATE NOTIFIED			Y	Y	Y	Y	146
30	SUJAWAL	SUJAWAL	SD/79/18/058	F	36	18-05-18	7+	09-06-18	10-06-18	NVI	Y	Y	Y	Y	139
31	SUJAWAL	SHAH BUNDER	SD/79/18/077	M	11	10-06-18	7+	28-07-18	29-07-18	EV	Y	Y	Y	Y	116
32	UMERKOT	PITHORO	SD/34/18/037	F	84	03-06-18	7+	18-07-18	19-07-18	NVI	Y	Y	Y	Y	123
33	BANNU	BANNU	KP/61/18/031	M	37	22-06-18	7+	21-07-18	30-07-18	EV	N	N	Y	Y	104
34	BATAGRAM	ALLAI	KP/11/18/020	M	13	01-04-18	7+	LATE NOTIFIED			Y	N	UK	Y	186
35	BATAGRAM	ALLAI	KP/11/18/024	M	24	20-05-18	7+	LATE NOTIFIED			N	Y	Y	Y	137
36	CHITRAL	CHITRAL	KP/21/18/019	F	156	26-03-18	7+	LATE NOTIFIED			Y	N	Y		192
37	DIRLOWER	TIMERGARA	KP/23/18/082	F	15	01-05-18	7+	LATE NOTIFIED			Y	Y	Y	Y	156
38	DIRUPPER	DIR	KP/25/18/040	F	20	28-06-18	7+	17-07-18	18-07-18	EV	Y	UK	UK	Y	98
39	KARAK	KARAK	KP/51/18/026	F	18	11-06-18	7+	03-07-18	04-07-18	EV	N	Y	Y	Y	115
40	KOHAT	KOHAT	KP/50/18/042	M	8	29-06-18	7+	01-08-18	02-08-18	EV	Y	N	Y		97
41	KOHISTAN	DASSU	KP/13/18/006	M	164	25-02-18	7+	21-03-18	22-03-18	NVI	Y	N	N	Y	221
42	LAKKIMRWT	SERAI NAURANG	KP/62/18/019	M	10	20-02-18	7+	25-03-18	26-03-18	EV	Y	Y	Y	Y	226

* Afp.rec Data as of 08-10-2018

€ Based on recall of parents

60 days Follow-up not done

FUP = Residual Weakness at 60 days follow up.

**Table 7.4: AFP CASES PENDING FOR CLASSIFICATION
WITH DATE OF ONSET MORE THAN 90 DAYS* 2018 Page (2/2)**

S. No	DISTRICT	TEHSIL	EPID	SEX	AGE	DONSET	DOSE€	DSTOOL1	DSTOOL2	LAB	FEVER	ASVM	PROG	FUP	PEND (DAYS)
43	LAKKIMRWT	LAKKI MARWAT	KP/62/18/035	M	20	28-02-18	7+	LATE NOTIFIED			Y	Y	Y	Y	218
44	LAKKIMRWT	LAKKI MARWAT	KP/62/18/052	M	21	23-03-18	7+	LATE NOTIFIED			UK	Y	Y	Y	195
45	LAKKIMRWT	LAKKI MARWAT	KP/62/18/056	F	12	15-04-18	7+	LATE NOTIFIED			UK	N	Y	Y	172
46	LAKKIMRWT	SERAI NAURANG	KP/62/18/061	F	30	01-06-18	7+	27-06-18	29-06-18	EV	Y	Y	Y	Y	125
47	LAKKIMRWT	SERAI NAURANG	KP/62/18/063	M	108	06-06-18	7+	21-06-18	22-06-18	NVI	Y	Y	Y	Y	120
48	LAKKIMRWT	LAKKI MARWAT	KP/62/18/058	M	26	24-05-18	7+	25-06-18	26-06-18	EV	Y	Y	Y	Y	133
49	MALAKAND	BATKHELA	KP/20/18/034	M	57	17-06-18	7+	13-07-18	14-07-18	NVI	Y	N	Y	Y	109
50	MALAKAND	BATKHELA	KP/20/18/039	M	16	11-05-18	7+	LATE NOTIFIED			Y	Y	Y	Y	146
51	MARDAN	MARDAN	KP/40/18/109	F	6	05-06-18	5	30-06-18	01-07-18	NVI	N	N	Y	Y	121
52	MARDAN	MARDAN	KP/40/18/160	F	18	21-06-18	7+	LATE NOTIFIED			Y	N	Y	Y	105
53	NOWSHERA	NOWSHERA	KP/32/18/038	M	18	20-04-18	7+	04-05-18	05-05-18	NVI	Y	Y	N	Y	167
54	NOWSHERA	NOWSHERA	KP/32/18/051	M	13	27-04-18	7+	06-06-18	07-06-18	EV	Y	Y	Y	Y	160
55	NOWSHERA	NOWSHERA	KP/32/18/068	F	61	11-06-18	7+	17-07-18	18-07-18	EV	N	Y	Y	Y	115
56	NOWSHERA	NOWSHERA	KP/32/18/090	M	35	05-05-18	7+	LATE NOTIFIED			N	Y	UK		152
57	PESHAWAR	PESHAWAR	KP/30/18/139	M	10	04-06-18	7+	19-06-18	20-06-18	NVI	Y	Y	Y	Y	122
58	PESHAWAR	PESHAWAR	KP/30/18/176	M	23	20-04-18	7+	LATE NOTIFIED			N	Y	Y	Y	167
59	SHANGLA	PURAN	KP/26/18/041	M	90	26-06-18	7+	31-07-18	02-08-18	NVI	Y	N	Y	Y	100
60	BARKHAN	BARKHAN	BN/23/18/006	F	144	23-06-18	7+	DIED BEFORE STOOL			Y	N	Y	DIED	103
61	CHAGHAI	DALBANDIN	BN/13/18/007	F	10	30-06-18	7+	13-08-18	14-08-18	NVI	N	N	Y	Y	96
62	CHAGHAI	CHAGAI	BN/13/18/009	M	24	28-06-18	7+	27-08-18	28-08-18	NVI	Y	N	Y	Y	98
63	KSAlFULAH	KSAlFULLAH	BN/25/18/013	F	8	01-07-18	7+	08-07-18		NVI	Y	Y	Y	DIED	95
64	HAVELI	HAVAILI	AJ/51/18/006	M	77	14-06-18	7+	27-06-18	29-06-18	NVI	Y	N	Y	Y	112
65	POONCH	ABBASPUR	AJ/40/18/007	M	24	20-01-18	7+	07-02-18	08-02-18	NVI	Y	Y	Y	Y	257

* Afp.rec Data as of 08-10-2018

€ Based on recall of parents

60 days Follow-up not done

FUP = Residual Weakness at 60 days follow up.