



**World Health
Organization**

**Weekly
AFP Surveillance Update
Pakistan**

Week 39 (*Ended on 29th Sep, 2018*)

National Surveillance Cell

World Health Organization Country Office,
Chak Shahzad, Park Road,
Islamabad, Pakistan

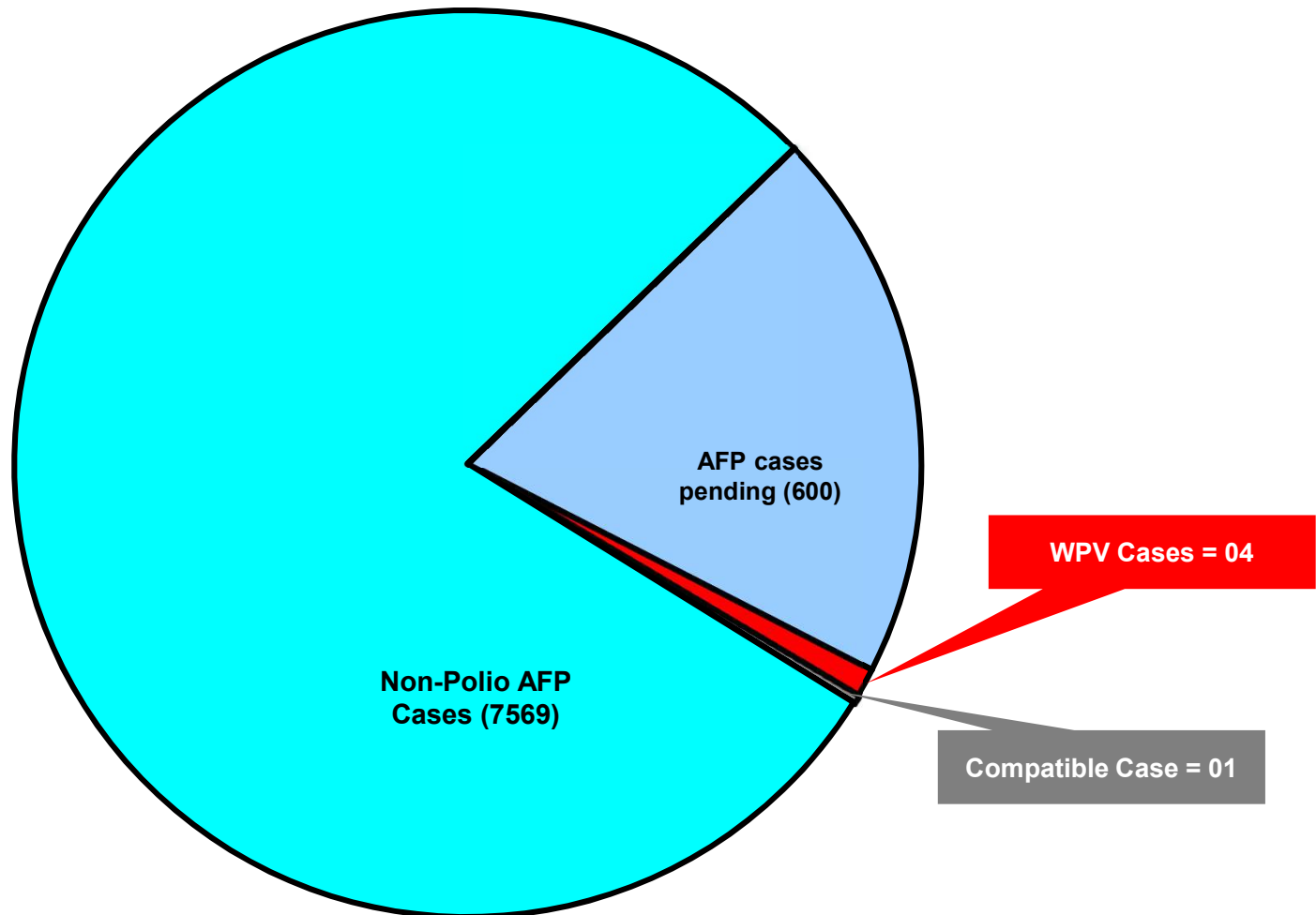
Tel: +92-51 9255123 / 9255282 /9255184

AFP Surveillance



<http://www.emro.who.int/pak/information-resources>

AFP Case Profile, 2018*



Total AFP Cases Reported = 8174
^ 308 Inadequate cases not due for FUP
^ 292 AFP Cases pending in Lab
^98 AFP Cases pending for classification by ERC

* Afp.rec Data as of 01-10-2018

Table 1.1: List of Confirmed Polio Cases, Pakistan 2018* (1/1)

S.NO.	PROVINCE/ REGION	DISTRICT	TEHSIL	EPID NO.	SEX	AGE (m)	DATE ONSET OF PARALYSIS	NO. OPV DOSES (based on parents recall)		FEVER	Asymetric Paralysis	Rapid Progression	REFUSAL	WPV TYPE	GENETICS
								Routine	SIA's						Cluster
01	BALUCHISTAN	DUKI	DUKI	BN/65/18/003	M	38	08-Mar-18	0	7+	Y	Y	Y	N	NSL1	R4B5C4
02	BALUCHISTAN	DUKI	DUKI	BN/65/18/005	F	18	15-Apr-18	0	7	Y	Y	Y	N	NSL1	R4B5C4D
03	BALUCHISTAN	DUKI	DUKI	BN/65/18/007	M	18	18-May-18	0	3	Y	Y	Y	N	NSL1	R4B5C4D
04	KPAKHTUNKHW	CHARASADA	CHARASADA	KP/31/18/100	M	19	1-Aug-18	3	7+	Y	Y	Y	N	NSL1	R4B5C5B2

* Afp.rec Data as of 01-10-2018

Table 3: Urgent/ITD Pending Cases (1/1)

S. #	Basic information								OPV doses				Urgent		Prov Diagnosis	Lab update			Remarks	
	District	Tier	Tehsil	Union council	Epid number	Date of Onset	Age (M)	Sex	Date of 1st stool	Stool Adeq	Ri	SAs	Last 6 SAs	Last dose		Field	NSC	Lab No.		Days Inoc
Isolates pending for ITSD																				
1	MUZAFARGARH		JATOI	JHALARIN	PB/83/18/201	11-Sep-18	1	M	16-Sep-18	Y	0	1	1	07-Aug-18	N	Y	11157	4	L20B+	
2	KHILANDHI *	4	LANDHI	AJMAIR	SD/69/18/038	10-Sep-18	23	M	14-Sep-18	Y	3	3	3	10-Sep-18	N	Y	10929	8	L20B+	
3	THARPARKAR	4	CHACHRO	TARDOS	SD/33/18/037	11-Sep-18	42	F	14-Sep-18	Y	3	7+	6	12-Aug-18	N	N	10843	11	L20B+	
4	THATTA	4	THATTA	DOOMANI	SD/22/18/035	05-Sep-18	3	M	12-Sep-18	Y	2	4	2	07-Aug-18	N	Y	10841	11	L20B+	
Reported urgent (by field / NSC criteria)																				
5	KABDULAH	1	CHAMAN	ROGHAN 1	BN/14/18/026	14-Sep-18	4	F	15-Sep-18	Y	0	2	2	08-Aug-18	N	Y	11098	5	UP	

* New addition § New results #Data not available ≠ NSC Criteria = Fever, Rapid Progress, Age < 48 months and OPV Doses < 7 UP = Under process
 Urgent (Field/NSC) / Inadequate specimens / Age 12-35 months / Zero OPV dose UPending for genomic sequencing

Point in time comparison of Polio Cases by Province/Region 2017 - 2018*

Region/ Province	No. of polio cases		No. of infected districts/towns		Most recent polio case
	2017	2018	2017	2018	
Balochistan	1	3	1	1	18-May-18
Sindh	1	0	1	0	09-Nov-17
Khyber Pakhtunkhwa	1	1	1	1	1-Aug-18
KP-TD	0	0	0	0	27-Jul -16
G-Baltistan	1	0	1	0	13-Feb-17
Punjab	1	0	1	0	28-Jan-17
Pakistan	5	4	5	2	1-Aug-18

Twenty additional district / town declared infected based on environmental samples in 2018

* Afp.rec Data as of 01-10-2018

Table 2: LAB Update 2018*

Month of Onset	AFP Cases	No virus isolated	Cases Under Process		Isolated Viruses from stools						
			Culture	ITD	Vaccine viruses		NPEV		Wild	Results within 14 days	
	n	n	n	n	n	%	n	%	n	n	%
January	1010	843	0	0	76	8	91	9%	0	1010	100%
February	893	714	0	0	74	8	105	12%	0	893	100%
March	968	767	0	0	28	3	172	18%	1	967	100%
April	984	735	0	0	31	3	218	22%	1	984	100%
May	992	722	0	0	30	3	239	24%	1	991	100%
June	783	583	0	0	18	2	182	23%	0	783	100%
July	924	583	1	0	27	3	313	34%	0	923	100%
Aug	950	591	22	0	35	4	301	32%	1	927	98%
Sep	577	139	348	4	1	0	90	16%	0	230	40%
Total	8081	5677	371	4	320	4	1711	21%	04	7708	95%

* Data as of Oct 01, 2018

Comparison of Environmental Sampling Results, 2017-18*

DISTRICT	2017					2018					Last
	TOTAL	WILD			TOTAL	WILD					
	n	GRAB n	BMFS n	TOTAL n %	n	GRAB n	BMFS n	TOTAL n %			
LAHORE	46			0 0%	41	3		3 7%	11-Aug-18		
MULTAN	27	1		1 4%	26			0 0%	9-Jan-17		
DGKHAN	27			0 0%	18		1	1 6%	12-Feb-18		
RAWALPINDI	20	5	2	7 35%	19	8	1	9 47%	10-Sep-18		
FAISALABAD	18			0 0%	17			0 0%	2-Jul-16		
SARGODHA	9			0 0%	8			0 0%			
BAHAWALPUR	9			0 0%	8			0 0%			
RAJANPUR					8			0 0%			
CDA	9	5		5 56%	9	5		5 56%	10-Sep-18		
KHIGIQBAL	20	4	1	5 25%	16			0 0%	10-Oct-17		
KHIGADAP	27	16		16 59%	28	10	1	11 39%	11-Sep-18		
KHIBALDIA	9	1		1 11%	9	2		2 22%	4-Sep-18		
KHILANDHI	9	5		5 56%	8	3		3 38%	30-Jul-18		
KHIKORANGI	9			0 0%	8			0 0%	16-Oct-17		
KHISITE	9	2		2 22%	9	2		2 22%	3-Sep-18		
KHISADDAR					7			0 0%			
KHILIAQAT					7	1		1 14%	7-Mar-18		
SUKKUR	23	1	1	2 9%	19		1	1 5%	8-Feb-18		
HYDERABAD	9			0 0%	9	1		1 11%	9-Feb-18		
JACOBABAD	10	1	1	2 20%	10	1	1	2 20%	7-Mar-18		
SANGHAR	9			0 0%	1			0 0%			
DADU	9			0 0%	9			0 0%			
KAMBAR	9	1		1 11%	9	3		3 33%	9-Jul-18		
PESHAWAR	21	3	2	5 24%	20	12	1	13 65%	10-Sep-18		
DIKHAN	18			0 0%	17			0 0%	16-Jul-16		
BANNU	8			0 0%	9		1	1 11%	31-Mar-18		
KOHAT	8			0 0%	9	4		4 44%	27-Aug-18		
CHARSADA	9			0 0%	8			0 0%			
MARDAN	9			0 0%	8			0 0%			
NOWSHERA	9			0 0%	8			0 0%			
KABDULAH	18	11		11 61%	16	1		1 6%	1-Jan-18		
QUETTA	37	9	1	10 27%	32	5		5 16%	28-Jul-18		
PISHIN	9	4		4 44%	9			0 0%	2-Oct-17		
KHUZDAR	9			0 0%	8			0 0%			
LORALAI	9	1		1 11%	7	2		2 29%	17-Aug-18		
ZHOB	9			0 0%	8			0 0%	18-Dec-17		
WAZIR-S					5			0 0%			
BAJOUR					5	3		3 60%	29-Aug-18		
PAKISTAN	490	70	8	78 16%	472	66	7	73 15%	11-Sep-18		

New Positive Samples

* Afp.rec Data as of 01-10-2018

WPV and cVDPV Cases by District in 2018

PROVINCE	DISTRICT	WPV Cases		cVDPV Cases	
		Onset of Last Case	Cases	Onset of Last Case	Cases
KP	CHARSADA	1-Aug	1		
BALUCHISTAN	DUKKI	18-May	3		
PAKISTAN		1-Aug	4		

Map 2.1: Point in Time Comparison of Wild Polio virus, Compatible and cVDPV2 isolates

Infected districts/Towns/Agencies/Areas

On the basis of WPV isolation

- WPV cases = 05
- Sewage water = 14 (no WPV case)
- Total = 19

2017

Source

AFP Surveillance

- P1 = 05
- Compatible = 0
- cVDPV Cases = -
- cVDPV Env = -

Sewage water

- Grab = 70
- BMFS = 08

Infected districts/Towns/Agencies/Areas

On the basis of WPV isolation

- WPV cases = 02
- Sewage water = 20 (no WPV case)
- Total = 22

2018

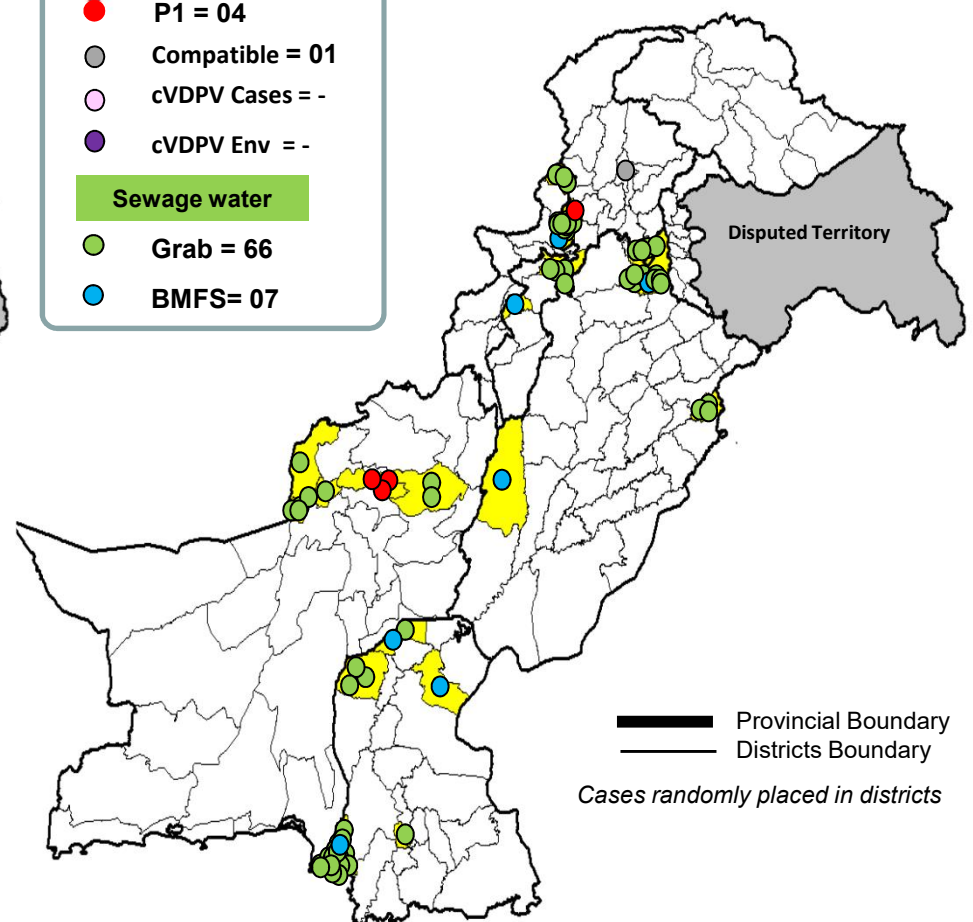
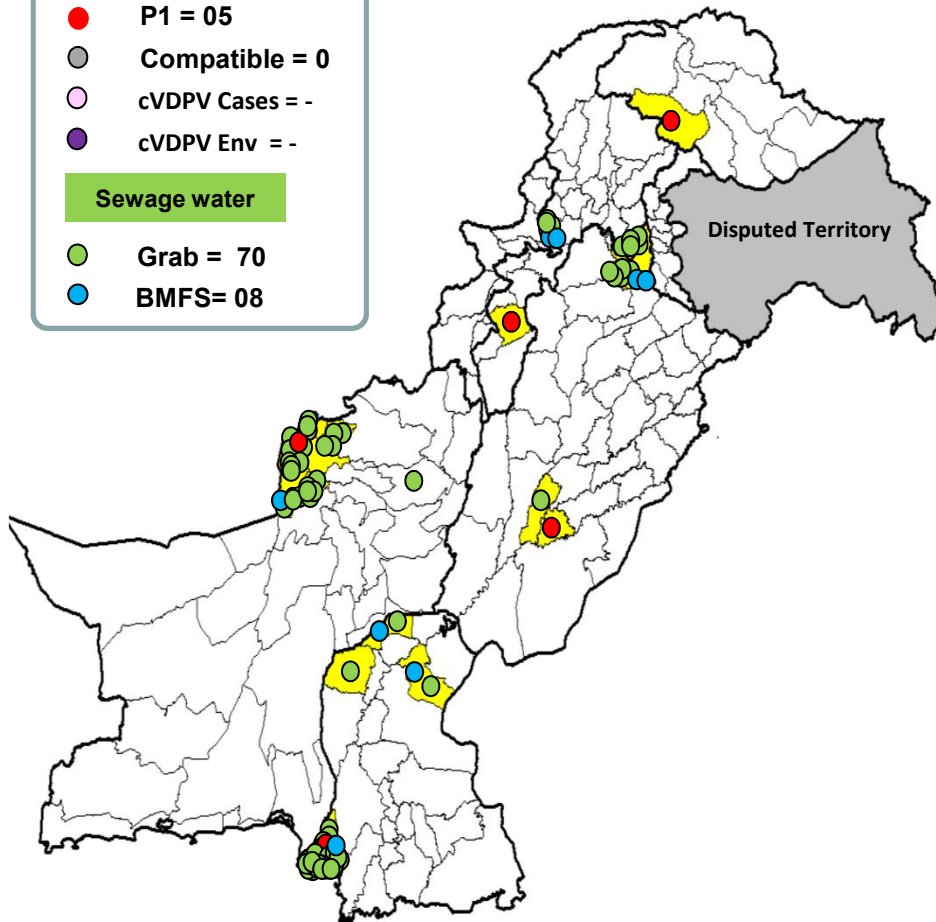
Source

AFP Surveillance

- P1 = 04
- Compatible = 01
- cVDPV Cases = -
- cVDPV Env = -

Sewage water

- Grab = 66
- BMFS = 07

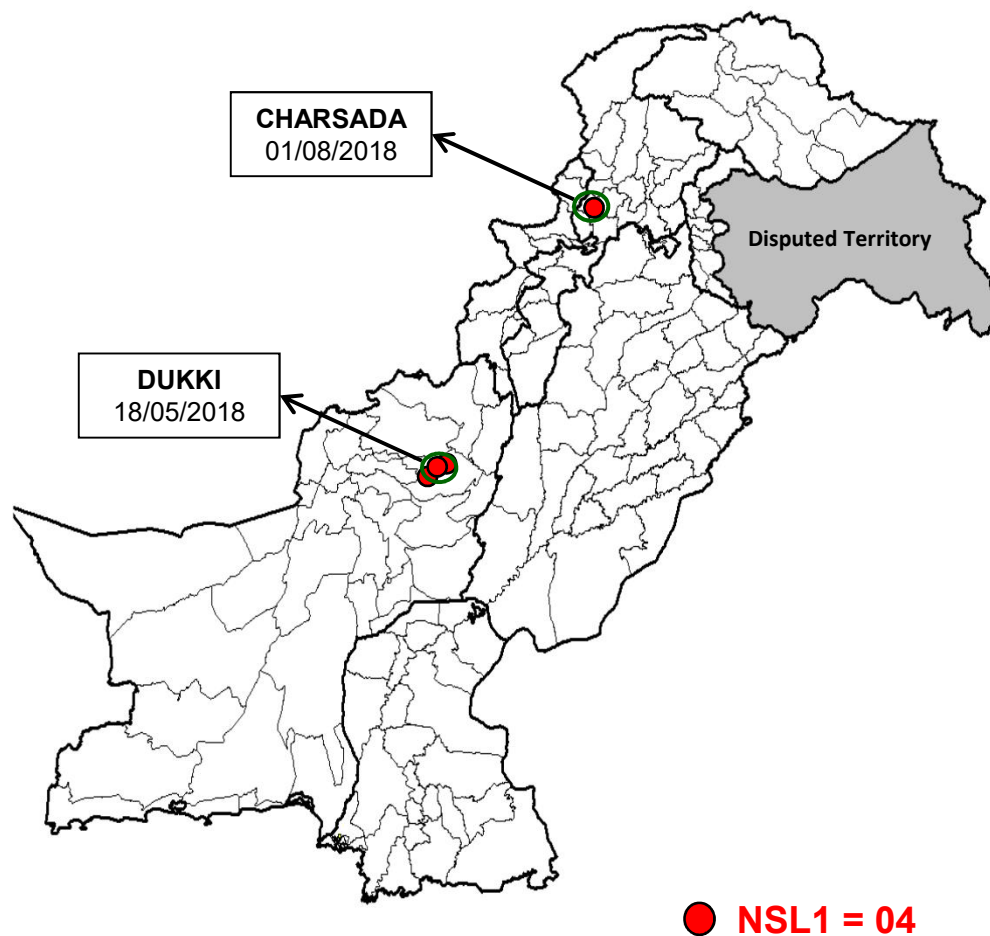


Provincial Boundary
 Districts Boundary
 Cases randomly placed in districts

* Afp.rec Data as of 01-10-2018

Map1: Distribution of Wild Polio Cases Pakistan 2017-2018*

Districts/Towns with Wild Polio Cases = 02



Province/ Country	Date of Last Case		Number of cases 2017		Number of cases 2018	
	P1	P3	P1	P3	P1	P3
KP-TD	Jul, 2016	Apr, 2012	-	-	-	-
KHYBER-PAKHTUNKHWA	Aug, 2018	Oct, 2010	01	-	01	-
SINDH	Nov, 2017	Jan, 2010	02	-	-	-
BALUCHISTAN	May, 2018	Apr, 2010	03	-	03	-
PUNJAB	Jan, 2017	Jun, 2010	01	-	-	-
AJK	Jun, 2000	Jun, 2000	-	-	-	-
GILGIT-BALTISTAN	Feb, 2017	-	01	-	-	-
ISLAMABAD	Sep, 2008	Sep, 2008	-	-	-	-
PAKISTAN	Aug, 2018	Apr, 2012	08	-	04	-

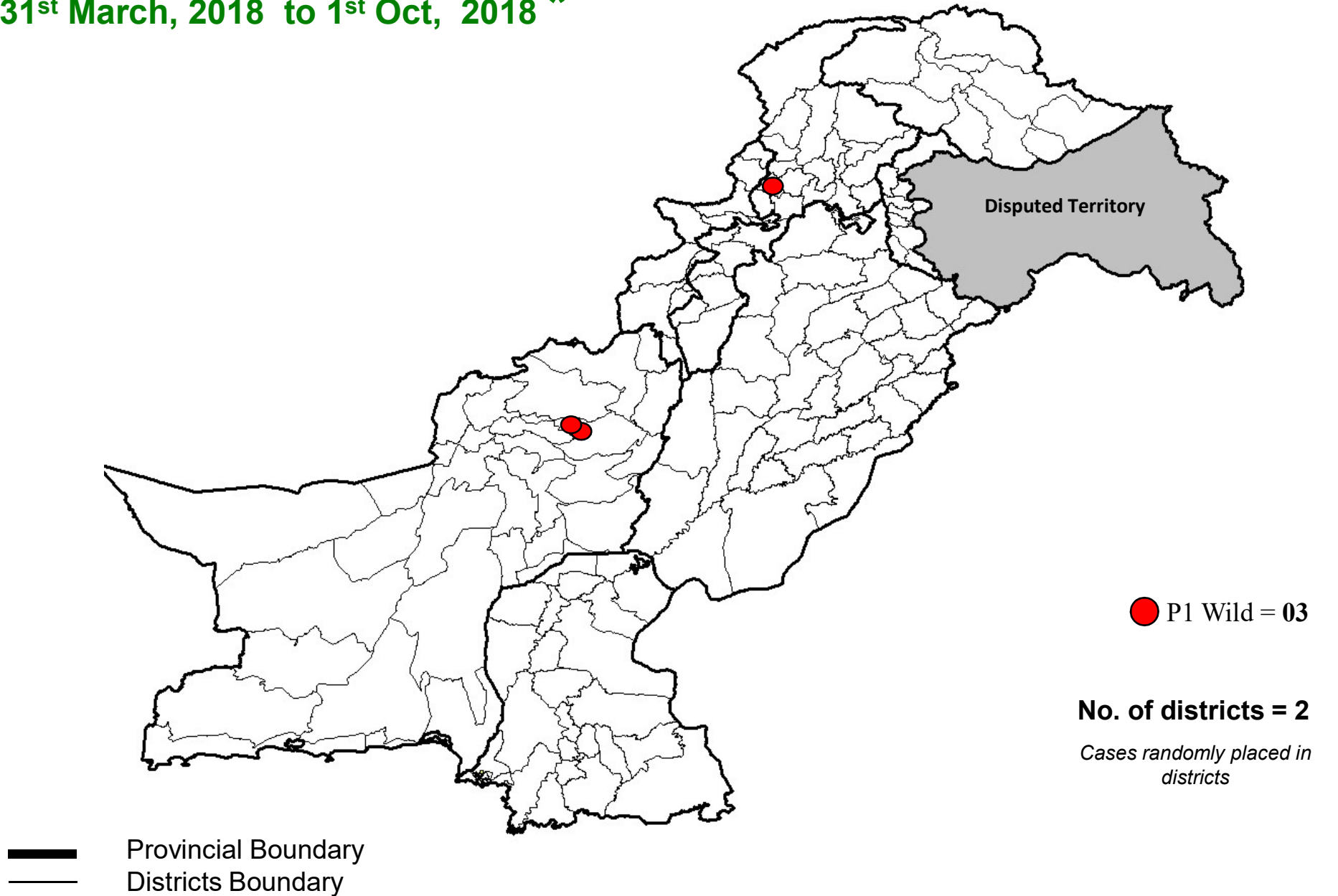
- District with last polio case in province
- Provincial Boundary
- Districts Boundary

Cases randomly placed in districts

* Afp.rec Data as of 01-10-2018

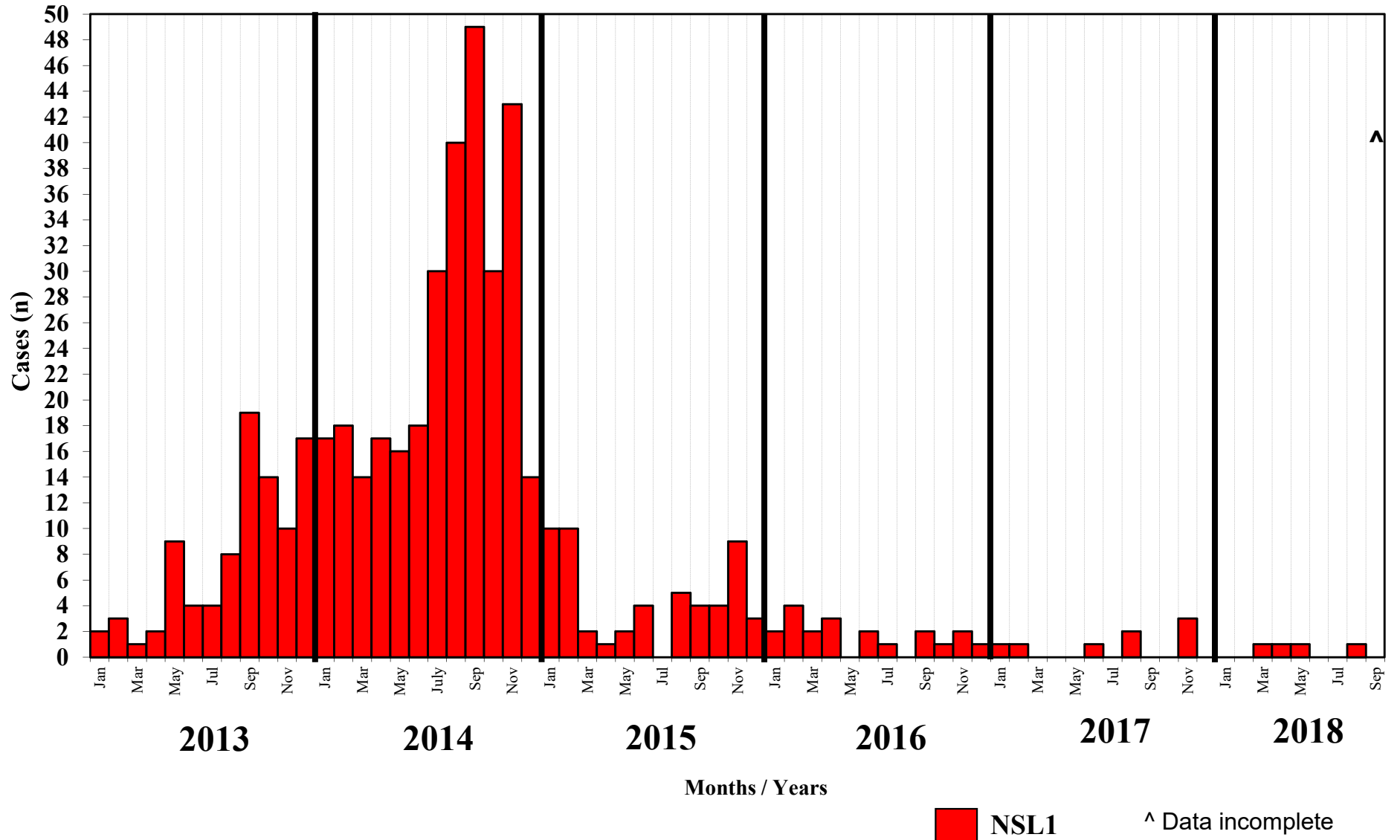
Map 3: Wild Polio cases in the last 6 months

31st March, 2018 to 1st Oct, 2018 *



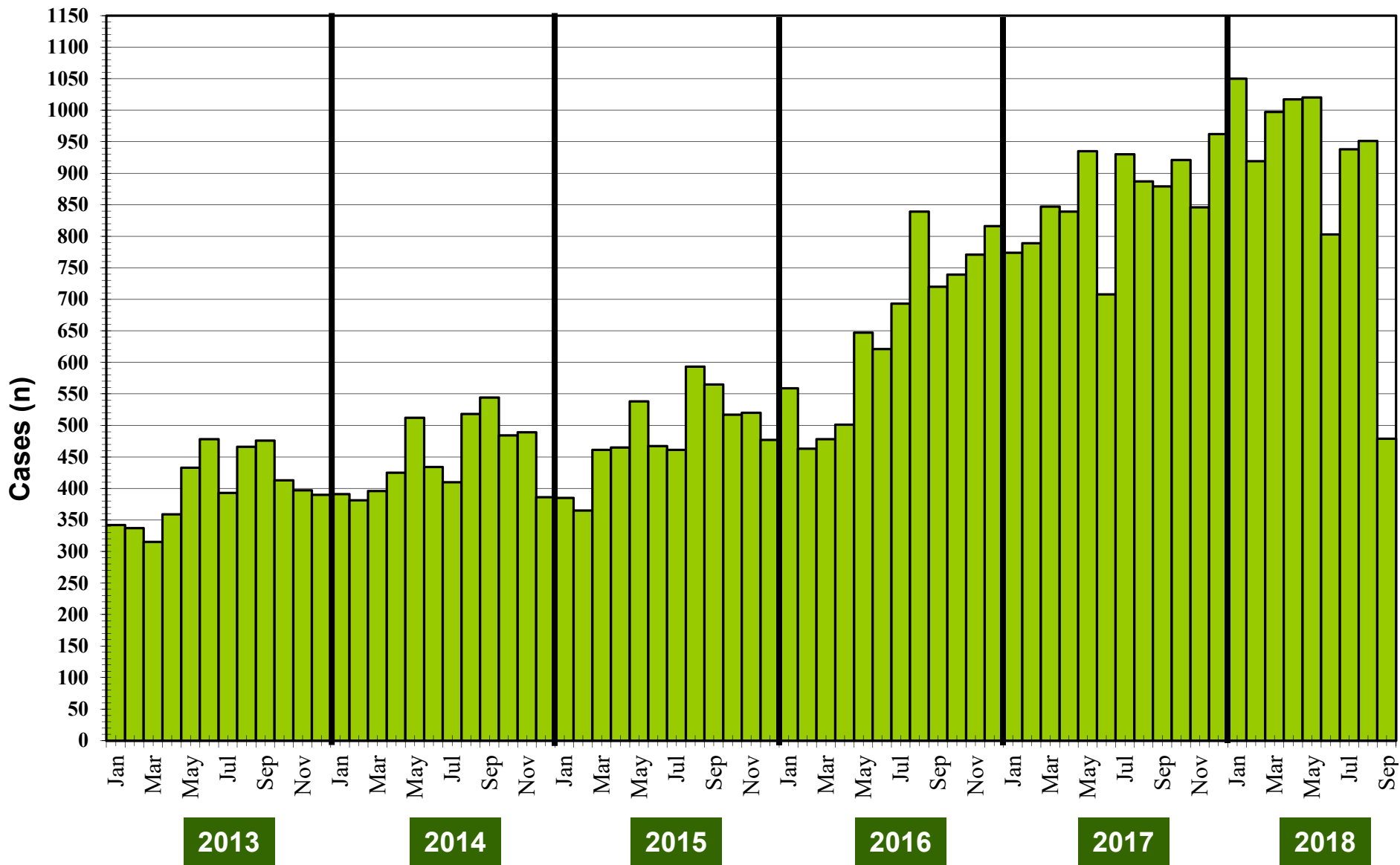
* Afp.rec Data as of 01-10-2018

Confirmed Polio Cases 2013-2018*



* Afp.rec Data as of 01-10-2018

Graph 1: Distribution of AFP Cases by Month, Pakistan 2013-2018*



* Afp.rec Data as of 01-10-2018

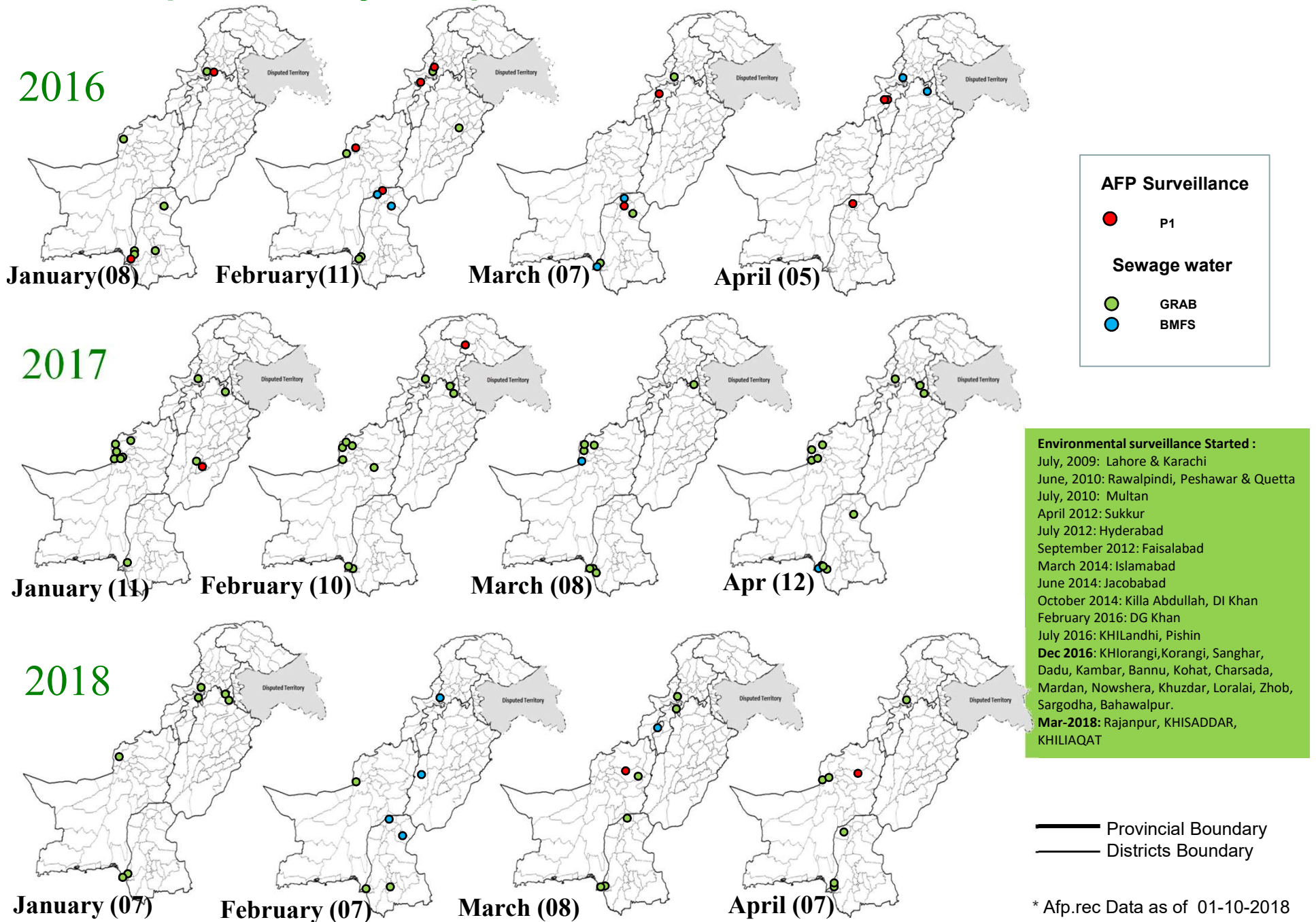
**Table 4: Distribution of AFP Cases By Week of Onset ^
Pakistan- 2018* [Week number / Ending on]**

PROVINCE	W	W	W	W	W	W	W	W	W	W	W	W	W	W	W
	24 15 Jun 2018	25 22 Jun 2018	26 30 Jun 2018	27 07 Jul 2018	28 14 Jul 2018	29 21 Jul 2018	30 28 Jul 2018	31 04 Aug 2018	32 11 Aug 2018	33 18 Aug 2018	34 25 Aug 2018	35 01 Sep 2018	36 08 Sep 2018	37 15 Sep 2018	38 22 Sep 2018
PUNJAB	95	96	79	106	91	104	97	95	114	86	96	105	113	87	24
SINDH	26	31	42	47	39	38	52	67	61	38	30	41	34	36	9
KPAKHTUNKHWA	36	41	42	47	44	28	32	62	46	36	35	47	40	26	15
KPTD	6	10	16	11	8	13	10	10	7	4	11	6	9	8	1
BALUCHISTAN	6	8	9	11	4	13	6	14	15	8	7	13	16	9	0
AJK	5	3	3	3	1	2	9	6	5	5	4	5	7	3	5
GBALTISTAN	0	2	2	3	2	2	2	1	2	1	4	2	3	1	1
ISLAMABAD	1	2	1	1	2	1	3	2	4	1	2	4	1	4	4
PAKISTAN	175	193	194	229	191	201	211	257	254	179	189	223	223	174	59

* Afp.rec & Afplab.rec: Data as of 01-10-2018

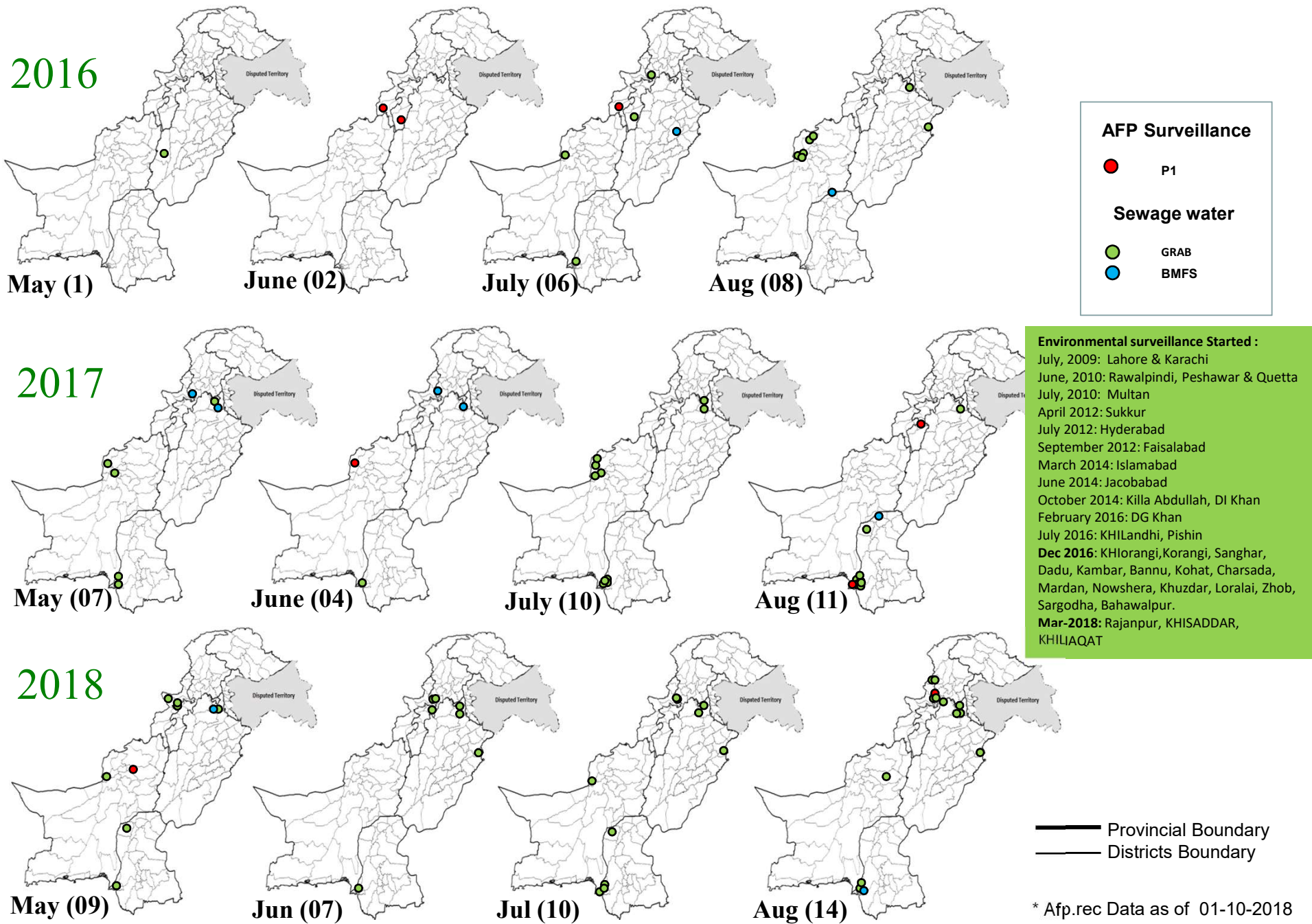
^ MMWR Epidemiological Weeks

Map 4: Monthly Comparison of Polio Cases/Isolates 2016-2018*



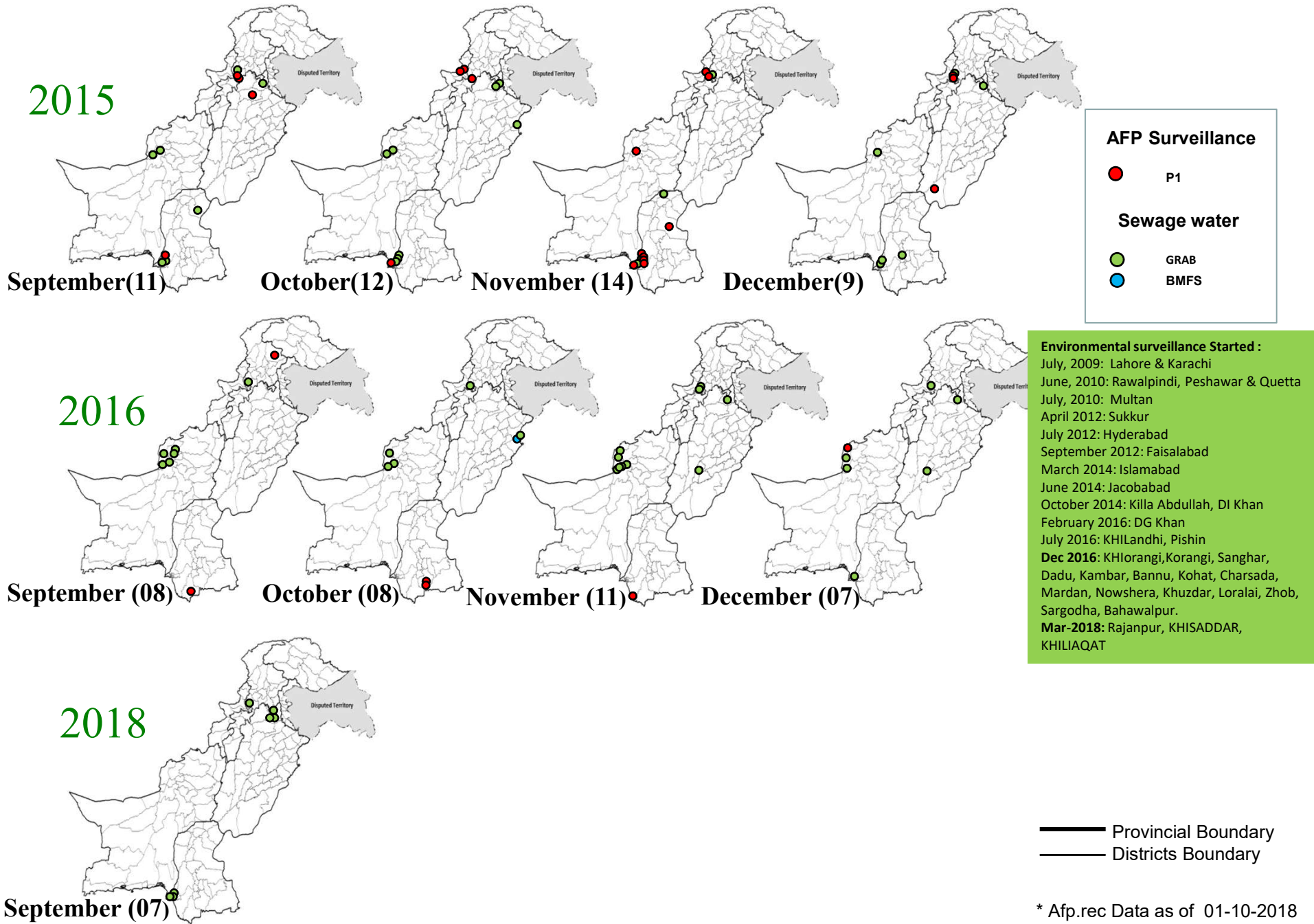
* Afp.rec Data as of 01-10-2018

Map 4.1: Monthly Comparison of Polio Cases/Isolates 2016-2018*



* Afp.rec Data as of 01-10-2018

Map 4.2: Monthly Comparison of Polio Cases/Isolates 2016-2018*



2015

September(11)

October(12)

November (14)

December(9)

2016

September (08)

October (08)

November (11)

December (07)

2018

September (07)

Table 5: Polio Eradication Update, Pakistan 2015-2018*

Province/Region	Polio 1			
	2015	2016	2017	2018
KP-TD	16	02	-	-
KP	17	08	01	01
SINDH	12	08	02	-
PUNJAB	02	-	01	-
BALUCHISTAN	07	02	03	03
AJK	-	-	-	-
Gilgit-Baltistan	-	-	01	-
ISLAMABAD	-	-	-	-
PAKISTAN	54	20	08	04

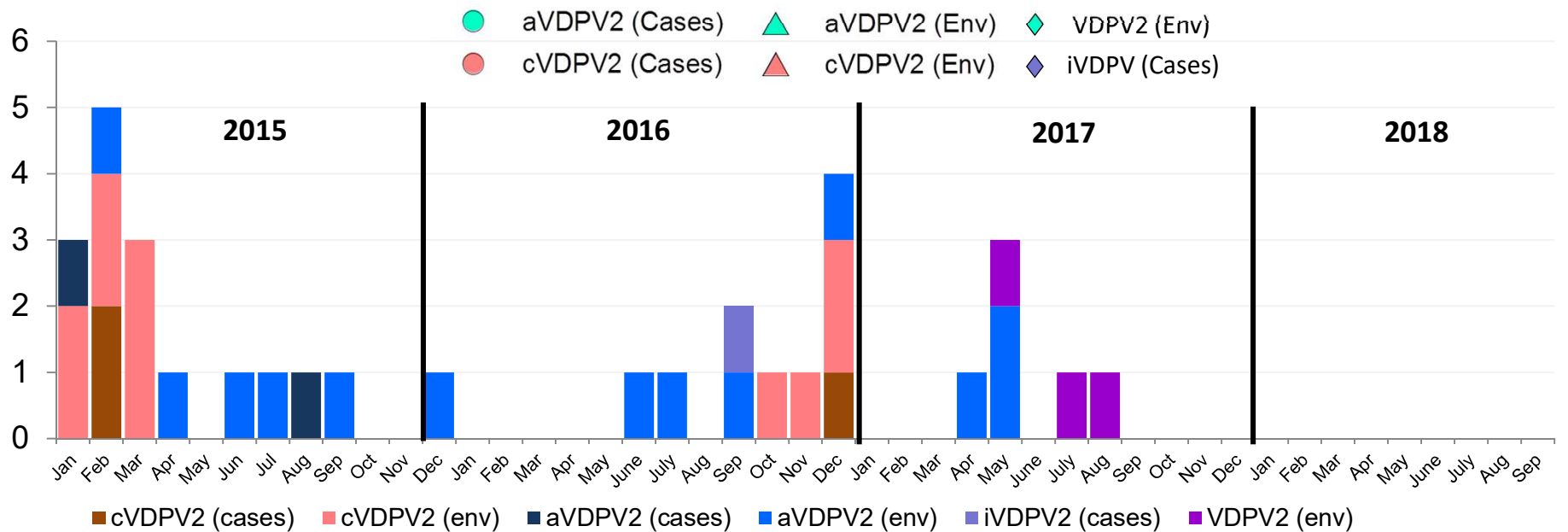
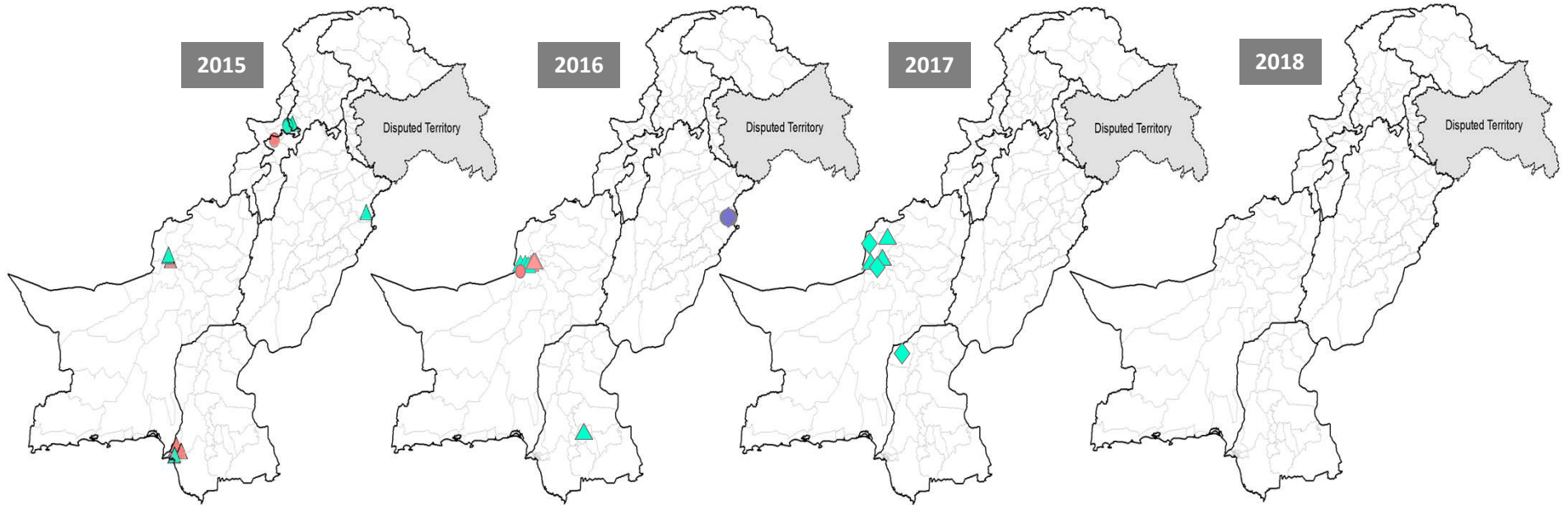


* Afp.rec Data as of 01-10-2018

VDPV2 isolates, 2014 to 2018*

DISTRICT	2014				2015				2016					2017					2018			
	aVDPV-2		cVDPV-2		aVDPV-2		cVDPV-2		aVDPV-2		iVDPV-2		cVDPV-2		VDPV2		aVDPV-2		cVDPV-2			
	Cases	Env	Cases	Env	Cases	Env	Cases	Env	Cases	Env	Cases	Env	Cases	Env	Cases	Env	Env	Cases	Env	Cases	Env	
JAFARABAD																						
MASTUNG																						
PISHIN															1							
QUETTA					2		1			3			1	4			2					1
KABDULAH																						1
BALOCHISTAN					2		1			3			1	4			3					2
KHYBER	1		2		1		1															
MOHMAND																						
WAZIR-N	2		7																			
WAZIR-S	1																					
KP-TD	4		17		1		1															
FR BANNU			8																			
BANNU			1																			
HANGU							1															
LAKKIMRWT			1																			
PESHAWAR			1				1															
KPAKHTUNKHWA			3		1		1															
LAHORE	1				1					1												
PUNJAB	1				1					1												
KAMBAR																						1
KHIGADAP		2	1	7																		6
KHIGIQBAL		1					2															
KHIGULBERG							1															
HYDERABAD										1												
SINDH		3	1	7	1		2		6	1												1
PAKISTAN	5	3	21	7	2		6		2	7		4	1		1	4				3		3

VDPV isolates (Cases + ES), 2015 – 2018*



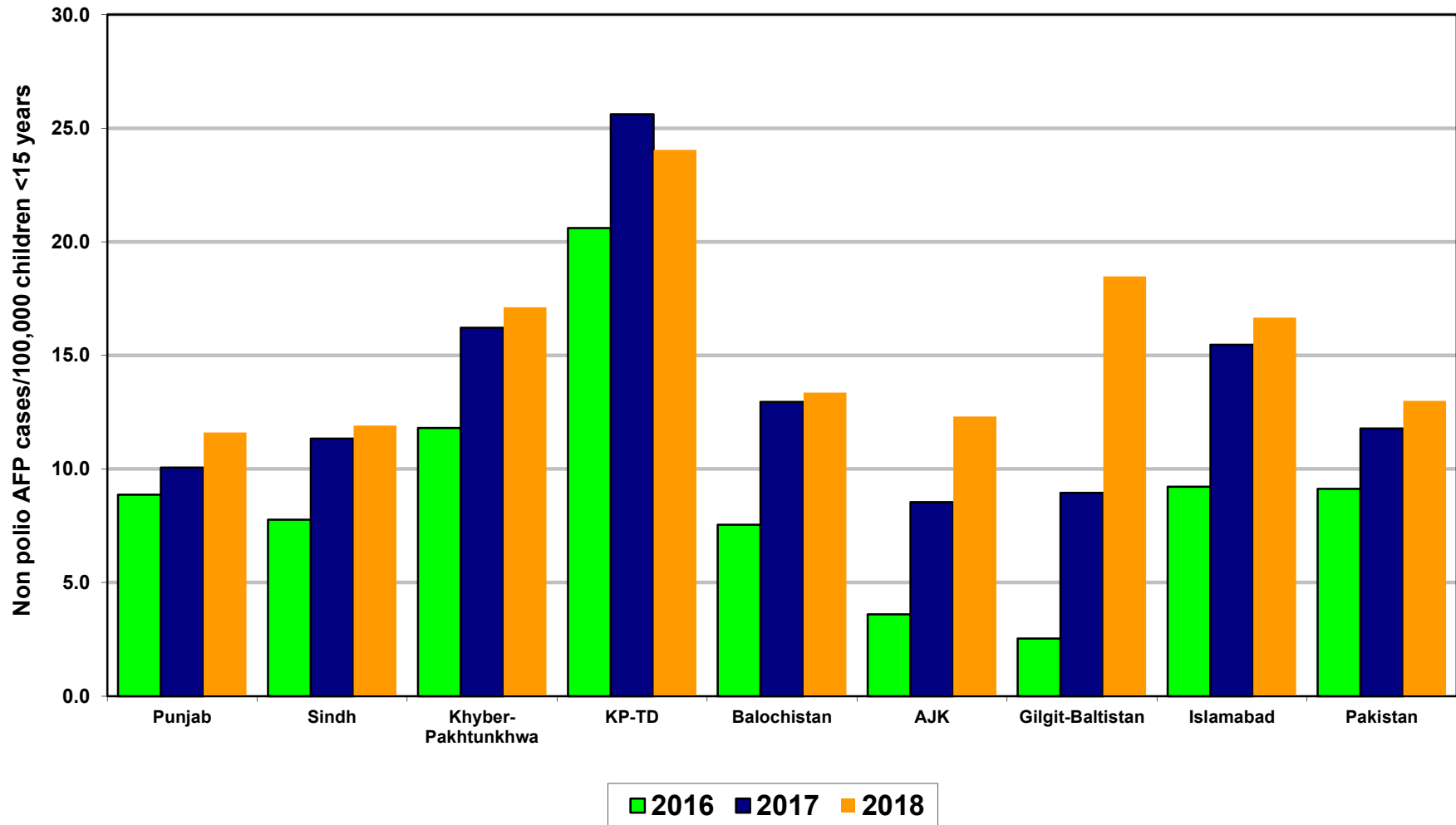
* Afp.rec Data as of 01-10-2018

Table 6: Vaccination status of non polio AFP cases age 6-59 months 2016-2018*

REGION	0 dose			1-2 doses			3 doses			4-6 doses			7+ doses		
	16	17	18	16	17	18	16	17	18	16	17	18	16	17	18
Central Punjab	0%	0%	0%	0%	0%	0%	1%	1%	1%	3%	3%	2%	97%	96%	97%
North Punjab	0%	0%	0%	0%	0%	0%	0%	1%	1%	2%	2%	2%	98%	97%	97%
South Punjab	0%	0%	0%	0%	0%	0%	0%	0%	0%	2%	2%	1%	98%	98%	98%
PUNJAB	0%	0%	0%	0%	0%	0%	0%	1%	1%	2%	2%	2%	97%	97%	97%
Karachi	0%	1%	0%	1%	1%	1%	1%	1%	2%	5%	7%	5%	93%	91%	92%
North Sindh	0%	0%	0%	0%	0%	0%	0%	0%	0%	5%	3%	3%	94%	97%	97%
South Sindh	0%	0%	0%	1%	0%	0%	1%	1%	1%	6%	4%	2%	92%	95%	97%
SINDH	0%	0%	0%	1%	0%	0%	1%	0%	1%	5%	4%	3%	93%	95%	96%
Central Khyber Pakhtunkhwa	0%	0%	0%	0%	1%	0%	0%	0%	0%	1%	1%	1%	98%	98%	98%
North Khyber Pakhtunkhwa	0%	0%	0%	1%	1%	0%	0%	1%	0%	3%	4%	1%	96%	94%	98%
South Khyber Pakhtunkhwa	1%	0%	1%	2%	2%	0%	1%	2%	0%	3%	5%	2%	94%	91%	96%
Khyber Pakhtunkhwa	0%	0%	0%	1%	1%	0%	0%	1%	0%	2%	3%	1%	96%	95%	98%
KP-TD	0%	0%	0%	2%	0%	0%	1%	1%	0%	9%	8%	3%	89%	91%	96%
Rest of Balochistan	7%	3%	0%	7%	9%	2%	2%	4%	1%	23%	13%	19%	62%	71%	78%
North Balochistan	0%	4%	0%	3%	6%	2%	3%	2%	0%	10%	10%	10%	83%	78%	88%
Quetta Block	1%	0%	4%	1%	1%	0%	4%	0%	0%	10%	7%	0%	83%	92%	96%
BALUCHISTAN	2%	2%	1%	3%	4%	1%	3%	3%	0%	13%	10%	10%	80%	82%	88%
PAKISTAN	0%	0%	0%	1%	1%	0%	1%	1%	1%	4%	4%	2%	95%	95%	96%

* Afp.rec Data as of 01-10-2018

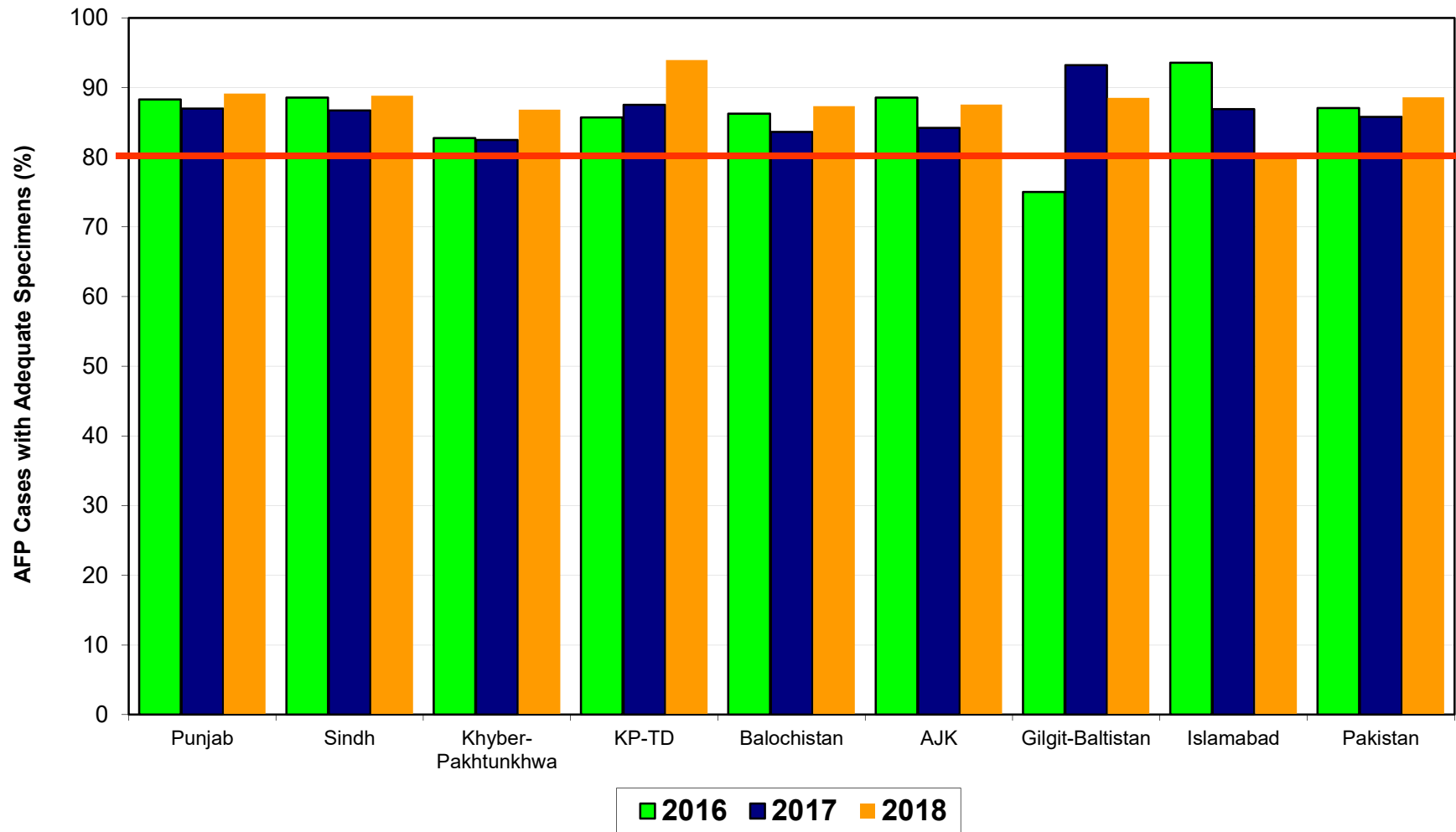
Non Polio AFP Rate By Province/Regions, 2016-2018*



Minimum Target Non-Polio AFP Rate is 6/100000 < 15 years of the age

* Afp.rec Data as of 01-10-2018

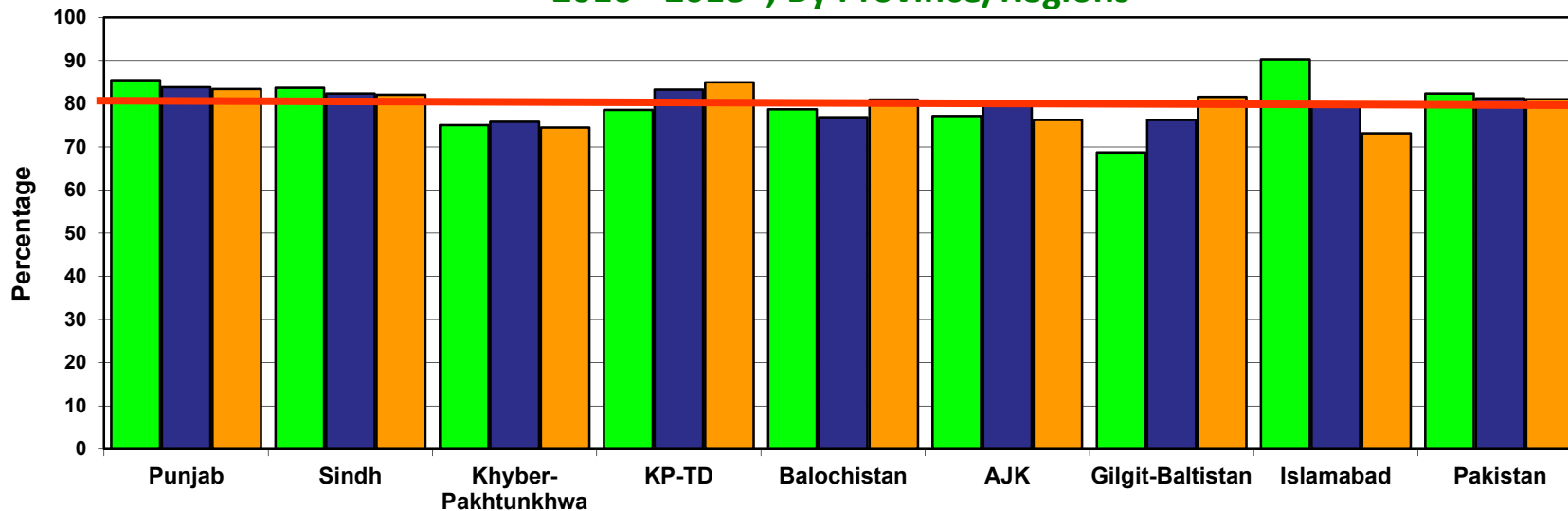
Percent AFP Cases with Adequate Specimens By Province/Regions, 2016-2018*



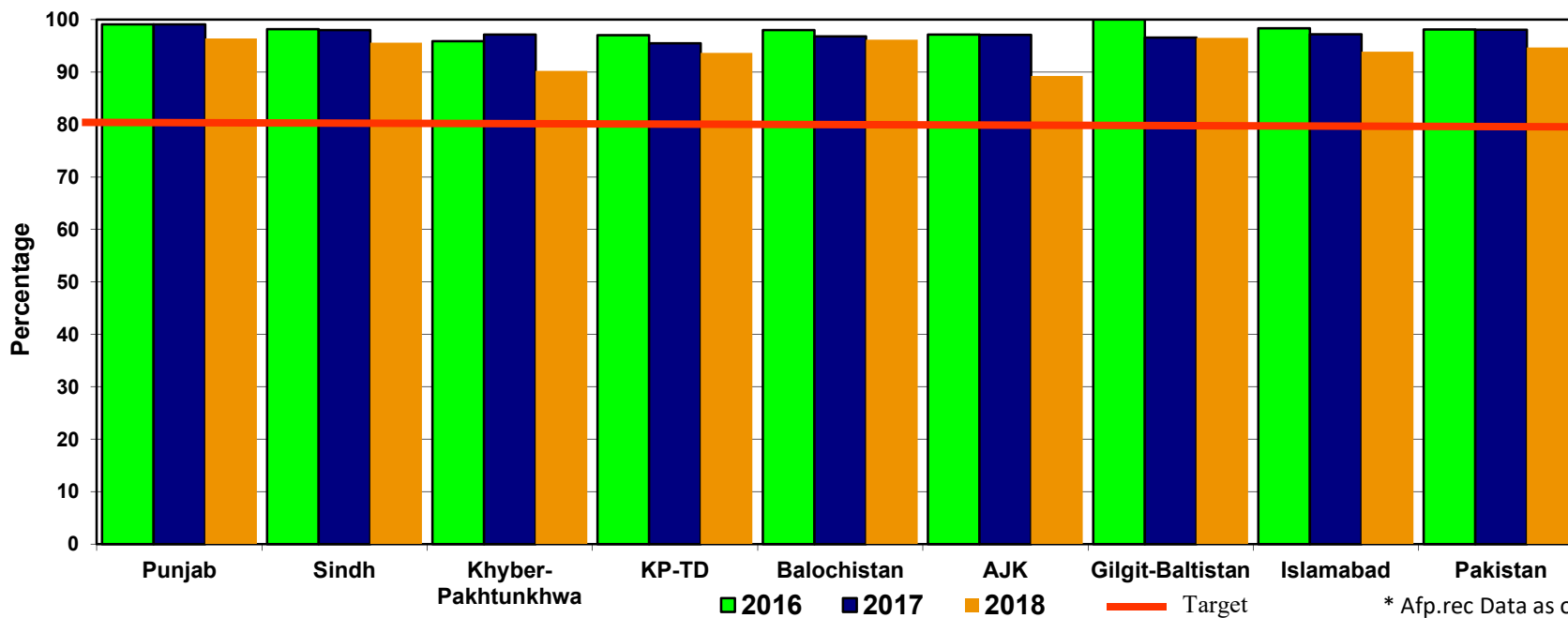
* Afp.rec Data as of 01-10-2018

— Target Adequate Sample cases = 80%

**Graph 5: Percent AFP Cases Notified within 07 days of paralysis onset
2016 - 2018*; By Province/Regions**



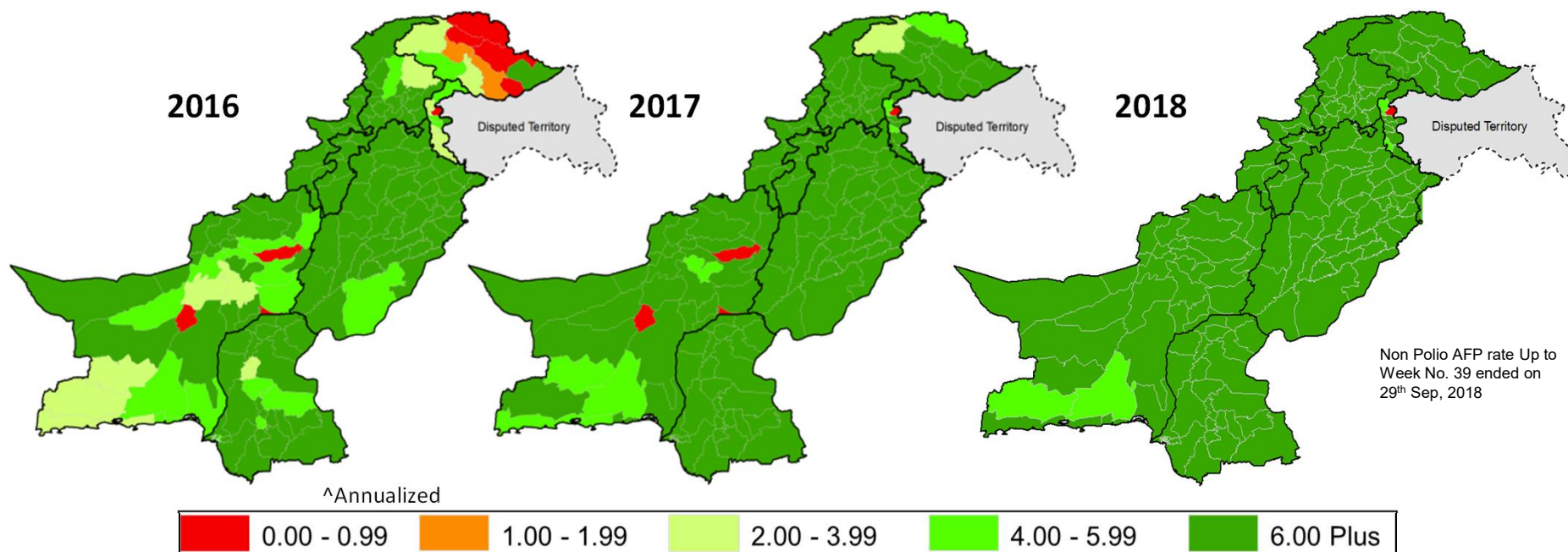
**Graph 6: Percent AFP Cases Investigated within 48 hours of notification
2016 ~ 2018*; By Province/Regions**



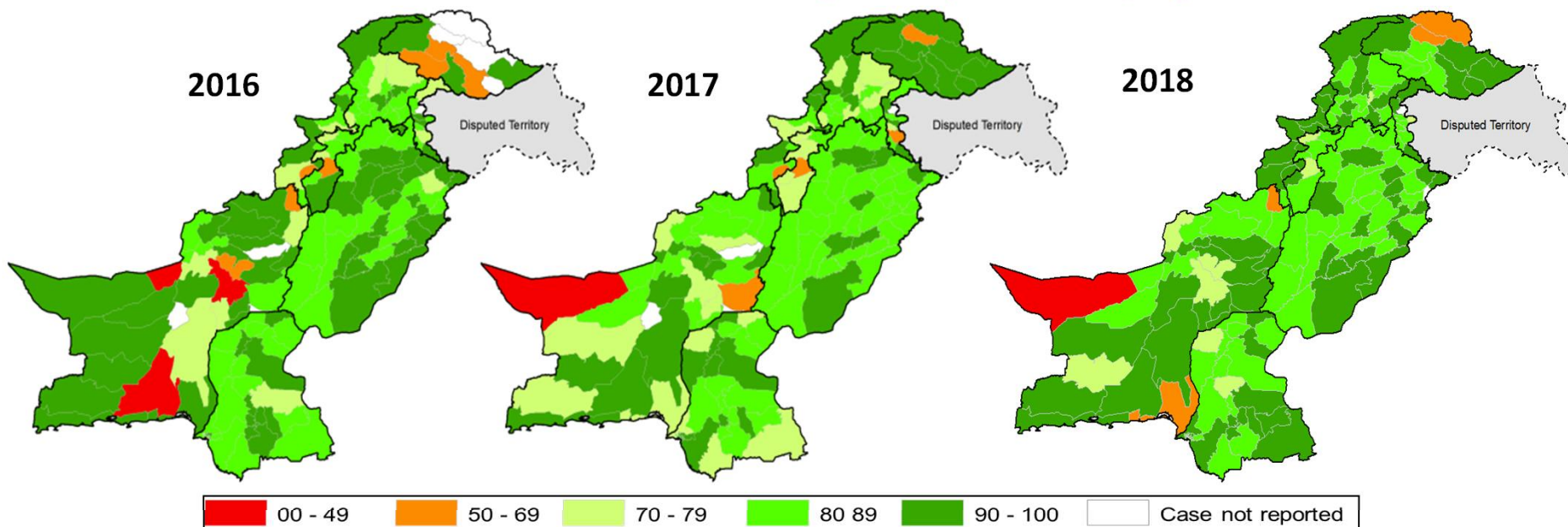
2016 2017 2018 Target

* Afp.rec Data as of 01-10-2018

Non-Polio ^ AFP Rate by District



Percent AFP Cases with Adequate Specimens, by District



**Table 7.4: AFP CASES PENDING FOR CLASSIFICATION
WITH DATE OF ONSET MORE THAN 90 DAYS* 2018 Page (1/3)**

S. No	DISTRICT	TEHSIL	EPID	SEX	AGE	DONSET	DOSESE	DSTOOL1	DSTOOL2	LAB	FEVER	ASVM	PROG	FUP	PEND (DAYS)
1	DIKHAN	DIKHAN	KP/60/18/049	M	84	14-06-18	7+	27-07-18	28-07-18	NVI	UK	UK	UK		105
2	KABDULAH	KABDULAH	BN/14/18/019	M	30	13-06-18	7+	07-08-18		NVI	UK	UK	UK		106
3	PESHAWAR	PESHAWAR	KP/30/18/286	M	27	21-06-18	7+	LATE NOTIFIED			UK	UK	UK		98
4	QUETTA	QUETTA	BN/11/18/800	M	30	13-06-18	7+	07-07-18		NVI	UK	UK	UK		106
5	ATTOCK	HASSANABDAL	PB/12/18/034	M	18	30-05-18	7+	LATE NOTIFIED			Y	Y	Y	Y	120
6	BAHAWALPUR	HASILPUR	PB/71/18/071	F	26	19-06-18	7+	DIED BEFORE STOOL			Y	N	Y	DIED	100
7	BHAKKAR	BHAKKAR	PB/44/18/022	F	69	12-06-18	7+	DIED BEFORE STOOL			Y	N	Y	DIED	107
8	CHAKWAL	TALAGANG	PB/13/18/048	F	42	13-06-18	7+	28-06-18	02-07-18	NVI	N	N	Y	Y	106
9	CHINIOT	LALIAN	PB/54/18/039	M	25	05-06-18	7+	19-06-18	21-06-18	NVI	Y	Y	Y	Y	114
10	CHINIOT	BHOWANA	PB/54/18/040	M	7	02-06-18	3	21-06-18	23-06-18	EV	N	Y	Y	Y	117
11	DGKHAN	DG KHAN	PB/81/18/141	F	19	04-06-18	7+	01-07-18	03-07-18	NVI	Y	Y	Y	Y	115
12	DGKHAN	DG KHAN	PB/81/18/145	F	4	07-06-18	4	06-07-18	07-07-18	NVI	Y	Y	UK	Y	112
13	DGKHAN	DG KHAN	PB/81/18/144	F	5	07-06-18	5	07-07-18	08-07-18	VACC	Y	Y	Y	Y	112
14	DGKHAN	DG KHAN	PB/81/18/162	M	21	20-05-18	7+	LATE NOTIFIED			N	Y	Y	Y	130
15	FAISALABAD	TANDLIANWALA	PB/51/18/119	M	54	02-06-18	7+	21-06-18	22-06-18	NVI	N	Y	Y	Y	117
16	FAISALABAD	FSD CITY	PB/51/18/126	F	72	07-05-18	7+	28-06-18	29-06-18	NVI	N	Y	Y	Y	143
17	FAISALABAD	JARANWALA	PB/51/18/131	F	7	19-06-18	6	07-07-18	15-07-18	NVI	Y	Y	Y	Y	100
18	FAISALABAD	FSD CITY	PB/51/18/132	F	179	15-06-18	7+	06-07-18	07-07-18	NVI	N	Y	Y	Y	104
19	FAISALABAD	TANDLIANWALA	PB/51/18/137	M	14	06-06-18	7+	08-07-18	09-07-18	EV	Y	Y	Y	Y	113
20	FAISALABAD	FSD CITY	PB/51/18/139	M	90	13-06-18	7+	11-07-18	12-07-18	NVI	N	Y	Y	Y	106
21	GUJRANWALA	Q.D SING TOWN	PB/21/18/109	M	54	02-06-18	7+	22-06-18	23-06-18	NVI	N	Y	Y	Y	117
22	GUJRANWALA	AROOP TOWN	PB/21/18/123	F	15	24-06-18	7+	12-07-18	13-07-18	NVI	Y	Y	Y	Y	95
23	GUJRANWALA	NANDIPUR TOWN	PB/21/18/128	F	166	26-05-18	7+	18-07-18	19-07-18	NVI	Y	Y	Y	Y	124
24	GUJRANWALA	K.S PUR TOWN	PB/21/18/127	M	4	30-05-18	3	16-07-18	17-07-18	EV	Y	Y	Y	Y	120
25	JHANG	JHANG	PB/53/18/055	M	96	11-06-18	7+	10-07-18	12-07-18	NVI	Y	N	Y	Y	108
26	KASUR	KASUR	PB/32/18/047	M	18	01-05-18	7+	04-06-18	05-06-18	EV	Y	N	Y	Y	149
27	KASUR	PATTOKI	PB/32/18/058	M	42	15-06-18	7+	07-07-18	09-07-18	NVI	Y	Y	Y	Y	104
28	KASUR	PATTOKI	PB/32/18/063	F	6	18-06-18	6	10-07-18	11-07-18	EV	Y	Y	Y	Y	101
29	KASUR	KASUR	PB/32/18/052	F	20	22-02-18	7+	LATE NOTIFIED			Y	Y	Y	Y	217
30	KASUR	PATTOKI	PB/32/18/056	F	26	04-06-18	7+	LATE NOTIFIED			N	N	Y	Y	115
31	KHANEWAL	MIAN CHANU	PB/62/18/073	M	168	20-06-18	7+	11-07-18	12-07-18	NVI	N	N	Y	Y	99
32	LAHORE	NISHTER TOWN	PB/31/18/146	M	140	03-05-18	7+	18-05-18	19-05-18	NVI	N	N	Y	Y	147
33	LAHORE	NISHTER TOWN	PB/31/18/170	F	102	04-05-18	7+	31-05-18	01-06-18	NVI	N	N	Y	Y	146
34	LAHORE	GULBERG TOWN	PB/31/18/203	M	108	06-06-18	7+	25-06-18	27-06-18	NVI	Y	Y	Y	Y	113
35	LAHORE	SAMANABAD TOWN	PB/31/18/265	F	18	05-05-18	7+	LATE NOTIFIED			Y	Y	Y	Y	145
36	LAYYAH	KAROR LAL ESAN	PB/84/18/041	F	14	11-06-18	7+	03-07-18	04-07-18	NVI	Y	Y	Y	Y	108
37	LAYYAH	LAYYAH	PB/84/18/042	M	42	14-06-18	7+	05-07-18	07-07-18	NVI	Y	N	Y	Y	105
38	MBDIN	M.B DIN	PB/24/18/019	F	19	04-02-18	7+	15-03-18	17-03-18	NVI	UK	N	Y	DIED	235
39	NANKANASAHIB	NANKANA SAHIB	PB/35/18/033	F	14	25-05-18	7+	18-07-18	20-07-18	EV	N	Y	Y	Y	125
40	PAKPATTEN	PAKPATTEN	PB/66/18/040	M	32	01-06-18	7+	LATE NOTIFIED			N	Y	Y	Y	118
41	RAJANPUR	ROJHAN	PB/82/18/101	M	168	15-02-18	0	LATE NOTIFIED			N	Y	UK	Y	224
42	RAWALPINDI	RWP CANTT	PB/11/18/137	M	7	22-06-18	7+	14-07-18	15-07-18	EV	N	Y	Y	Y	97

* Afp.rec Data as of 01-10-2018

€ Based on recall of parents

60 days Follow-up not done

FUP = Residual Weakness at 60 days follow up.

**Table 7.4: AFP CASES PENDING FOR CLASSIFICATION
WITH DATE OF ONSET MORE THAN 90 DAYS* 2018 Page (2/3)**

S. No	DISTRICT	TEHSIL	EPID	SEX	AGE	DONSET	DOSESE	DSTOOL1	DSTOOL2	LAB	FEVER	ASVM	PROG	FUP	PEND (DAYS)
43	RAWALPINDI	RWP RURAL	PB/11/18/181	M	28	18-06-18	7+	LATE NOTIFIED			Y	Y	Y	Y	101
44	RYKHAN	LIAQUAITPUR	PB/72/18/135	M	74	09-06-18	7+	DIED BEFORE STOOL			N	N	Y	DIED	110
45	RYKHAN	RAHIMYAR KHAN	PB/72/18/170	M	168	08-06-18	7+	24-07-18	26-07-18	NVI	N	N	Y	Y	111
46	RYKHAN	SADIQABAD	PB/72/18/173	M	132	27-06-18	7+	27-07-18	28-07-18	NVI	Y	Y	Y	Y	92
47	RYKHAN	LIAQUAITPUR	PB/72/18/172	M	120	12-06-18	7+	29-07-18	30-07-18	NVI	N	Y	Y	Y	107
48	SAHIWAL	CHICHAWATNI	PB/65/18/057	M	20	02-04-18	7+	LATE NOTIFIED			N	Y	Y	Y	178
49	SHEIKHUPURA	SAFDARABAD	PB/33/18/055	M	24	27-05-18	7+	10-06-18	14-06-18	EV	Y	Y	Y	Y	123
50	SHEIKHUPURA	FEROZEWALA	PB/33/18/070	F	48	16-06-18	7+	04-07-18	05-07-18	EV	Y	N	Y	Y	103
51	SHEIKHUPURA	MURIDKE	PB/33/18/067	F	84	13-06-18	7+	05-07-18	07-07-18	NVI	Y	Y	Y	Y	106
52	TTSINGH	GOJRA	PB/52/18/065	M	74	20-06-18	7+	DIED BEFORE STOOL			N	Y	Y	DIED	99
53	TTSINGH	TT SINGH	PB/52/18/067	M	54	19-05-18	7+	28-06-18	29-06-18	NVI	N	Y	Y	Y	131
54	TTSINGH	PIR MAHAL	PB/52/18/077	F	84	20-06-18	7+	21-07-18	22-07-18	EV	N	N	Y	Y	99
55	DADU	K.N.SHAH	SD/24/18/037	F	54	24-06-18	7+	09-07-18	11-07-18	NVI	N	N	Y	Y	95
56	DADU	MEHAR	SD/24/18/045	F	74	28-04-18	7+	14-08-18	15-08-18	EV	Y	Y	Y		152
57	HYDERABAD	HYDERABAD CITY	SD/21/18/047	M	12	25-06-18	7+	07-07-18	10-07-18	EV	N	Y	Y	Y	94
58	JACOBABAD	GARHI KHAIRO	SD/53/18/048	M	12	11-06-18	7+	LATE NOTIFIED			Y	Y	Y		108
59	JAMSHORO	THANO BULA KHAN	SD/25/18/032	F	13	20-03-18	7+	14-04-18	15-04-18	EV	N	Y	Y	Y	191
60	JAMSHORO	THANO BULA KHAN	SD/25/18/033	M	8	10-04-18	7+	DIED BEFORE STOOL			Y	Y	Y	DIED	170
61	KAMBAR	MIRO KHAN	SD/55/18/014	F	13	16-02-18	7+	DIED BEFORE STOOL			Y	N	N	DIED	223
62	KAMBAR	SHAH DADKOT	SD/55/18/038	M	24	06-06-18	7+	LATE NOTIFIED			N	N	Y		113
63	KAMBAR	KAMBAR	SD/55/18/047	M	18	03-06-18	7+	07-07-18	09-07-18	NVI	Y	Y	Y		116
64	KAMBAR	KAMBAR	SD/55/18/056	M	144	28-06-18	7+	25-07-18	26-07-18	EV	Y	N	Y	DIED	91
65	KAMBAR	WARAH	SD/55/18/061	F	36	24-05-18	7+	LATE NOTIFIED			N	Y	Y	Y	126
66	KHIGADAP	GADAP	SD/63/18/026	M	84	01-06-18	7+	11-06-18		NVI	N	N	Y	DIED	118
67	KHIGADAP	GADAP	SD/63/18/036	F	36	02-06-18	7+	LATE NOTIFIED			Y	Y	Y	Y	117
68	KHINORTH	NORTH	SD/73/18/012	F	50	20-06-18	7+	DIED BEFORE STOOL			N	N	Y	DIED	99
69	KHINORTH	NORTH	SD/73/18/015	F	30	27-06-18	7+	23-07-18	25-07-18	NVI	N	N	UK	Y	92
70	MATIARI	SAEEDABAD	SD/28/18/025	M	120	20-04-18	7+	24-05-18	25-05-18	NVI	Y	Y	UK	Y	160
71	SBENAZIRABAD	DAUR	SD/44/18/030	F	84	23-06-18	7+	10-07-18	11-07-18	NVI	Y	Y	Y	Y	96
72	SBENAZIRABAD	DAUR	SD/44/18/031	M	36	28-06-18	7+	17-07-18	18-07-18	EV	Y	N	Y	Y	91
73	SBENAZIRABAD	NAWABSHAH	SD/44/18/035	M	60	11-05-18	7+	LATE NOTIFIED			Y	Y	Y	Y	139
74	SUJAWAL	SUJAWAL	SD/79/18/058	F	36	18-05-18	7+	09-06-18	10-06-18	NVI	Y	Y	Y	Y	132
75	SUJAWAL	SHAH BUNDER	SD/79/18/077	M	11	10-06-18	7+	28-07-18	29-07-18	EV	Y	Y	Y	Y	109
76	UMERKOT	PITHORO	SD/34/18/037	F	84	03-06-18	7+	18-07-18	19-07-18	NVI	Y	Y	Y	Y	116
77	BANNU	BANNU	KP/61/18/031	M	37	22-06-18	7+	21-07-18	30-07-18	EV	N	N	Y	Y	97
78	BATAGRAM	ALLAI	KP/11/18/020	M	13	01-04-18	7+	LATE NOTIFIED			Y	N	UK	Y	179
79	BATAGRAM	ALLAI	KP/11/18/024	M	24	20-05-18	7+	LATE NOTIFIED			N	Y	Y	Y	130
80	CHITRAL	CHITRAL	KP/21/18/019	F	156	26-03-18	7+	LATE NOTIFIED			Y	N	Y		185
81	DIRLOWER	TIMERGARA	KP/23/18/082	F	15	01-05-18	7+	LATE NOTIFIED			Y	Y	Y	Y	149
82	DIRUPPER	DIR	KP/25/18/040	F	20	28-06-18	7+	17-07-18	18-07-18	EV	Y	UK	UK	Y	91
83	KARAK	KARAK	KP/51/18/026	F	18	11-06-18	7+	03-07-18	04-07-18	EV	N	Y	Y	Y	108
84	KOHISTAN	DASSU	KP/13/18/006	M	164	25-02-18	7+	21-03-18	22-03-18	NVI	Y	N	N	Y	214

* Afp.rec Data as of 01-10-2018

€ Based on recall of parents

60 days Follow-up not done

FUP = Residual Weakness at 60 days follow up.

**Table 7.4: AFP CASES PENDING FOR CLASSIFICATION
WITH DATE OF ONSET MORE THAN 90 DAYS* 2018 Page (3/3)**

S. No	DISTRICT	TEHSIL	EPID	SEX	AGE	DONSET	DOSE€	DSTOOL1	DSTOOL2	LAB	FEVER	ASYM	PROG	FUP	PEND (DAYS)
85	LAKKIMRWT	SERAI NAURANG	KP/62/18/019	M	10	20-02-18	7+	25-03-18	26-03-18	EV	Y	Y	Y	Y	219
86	LAKKIMRWT	SERAI NAURANG	KP/62/18/028	M	12	10-03-18	7+	17-04-18	18-04-18	NVI	Y	Y	Y	Y	201
87	LAKKIMRWT	LAKKI MARWAT	KP/62/18/035	M	20	28-02-18	7+				Y	Y	Y	Y	211
88	LAKKIMRWT	LAKKI MARWAT	KP/62/18/052	M	21	23-03-18	7+	LATE NOTIFIED			UK	Y	Y	Y	188
89	LAKKIMRWT	LAKKI MARWAT	KP/62/18/056	F	12	15-04-18	7+				UK	N	Y	Y	165
90	LAKKIMRWT	SERAI NAURANG	KP/62/18/061	F	30	01-06-18	7+	27-06-18	29-06-18	EV	Y	Y	Y	Y	118
91	LAKKIMRWT	SERAI NAURANG	KP/62/18/063	M	108	06-06-18	7+	21-06-18	22-06-18	NVI	Y	Y	Y	Y	113
92	LAKKIMRWT	LAKKI MARWAT	KP/62/18/058	M	26	24-05-18	7+	25-06-18	26-06-18	EV	Y	Y	Y	Y	126
93	MALAKAND	BATKHELA	KP/20/18/034	M	57	17-06-18	7+	13-07-18	14-07-18	NVI	Y	N	Y	Y	102
94	MALAKAND	BATKHELA	KP/20/18/039	M	16	11-05-18	7+	LATE NOTIFIED			Y	Y	Y	Y	139
95	MARDAN	MARDAN	KP/40/18/109	F	6	05-06-18	5	30-06-18	01-07-18	NVI	N	N	Y	Y	114
96	NOWSHERA	NOWSHERA	KP/32/18/038	M	18	20-04-18	7+	04-05-18	05-05-18	NVI	Y	Y	N	Y	160
97	NOWSHERA	NOWSHERA	KP/32/18/051	M	13	27-04-18	7+	06-06-18	07-06-18	EV	Y	Y	Y	Y	153
98	NOWSHERA	NOWSHERA	KP/32/18/068	F	61	11-06-18	7+	17-07-18	18-07-18	EV	N	Y	Y	Y	108
99	PESHAWAR	PESHAWAR	KP/30/18/139	M	10	04-06-18	7+	19-06-18	20-06-18	NVI	Y	Y	Y	Y	115
100	PESHAWAR	PESHAWAR	KP/30/18/176	M	23	20-04-18	7+	LATE NOTIFIED			N	Y	Y	Y	160
101	SHANGLA	PURAN	KP/26/18/041	M	90	26-06-18	7+	31-07-18	02-08-18	NVI	Y	N	Y	Y	93
102	BARKHAN	BARKHAN	BN/23/18/006	F	144	23-06-18	7+	DIED BEFORE STOOL			Y	N	Y	DIED	96
103	CHAGHAI	CHAGAI	BN/13/18/009	M	24	28-06-18	7+	27-08-18	28-08-18	NVI	Y	N	Y	Y	91
104	HAVELI	HAVAILI	AJ/51/18/006	M	77	14-06-18	7+	27-06-18	29-06-18	NVI	Y	N	Y	Y	105
105	POONCH	ABBASPUR	AJ/40/18/007	M	24	20-01-18	7+	07-02-18	08-02-18	NVI	Y	Y	Y	Y	250
106	HUNZA	ALIABAD	GB/72/18/001	F	12	15-01-18	7+	04-03-18	05-03-18	NVI	UK	Y	UK	Y	255
107	CDA	CDA	IB/01/18/022	M	68	04-06-18	7+	15-06-18	20-06-18	EV	N	Y	Y		115
108	ICT	ICT	IB/02/18/046	F	153	16-06-18	3	LATE NOTIFIED			N	Y	Y		103
109	BAJOUR	WARA MAMOUND	FT/33/18/047	F	3	05-06-18	2	23-06-18	24-06-18	NVI	Y	Y	Y	Y	114
110	BAJOUR	UTMANKHEL	FT/33/18/065	M	32	27-06-18	7+	06-08-18	07-08-18	EV	Y	Y	N		92
111	FR BANNU	FR BANNU	FT/69/18/021	M	18	09-05-18	7+	07-07-18	08-07-18	NVI	N	Y	UK		141
112	KHYBER	BARA	FT/34/18/031	M	10	15-02-18	7+	14-03-18	15-03-18	NVI	Y	Y	Y	Y	224
113	KURRAM	UPPER KURRAM	FT/52/18/016	M	16	26-05-18	7+	27-06-18	28-06-18	EV	N	N	UK		124

* Afp.rec Data as of 01-10-2018

€ Based on recall of parents

60 days Follow-up not done

FUP = Residual Weakness at 60 days follow up.