



**World Health
Organization**

**Weekly
AFP Surveillance Update
Pakistan**

Week 38 (*Ended on 22nd Sep, 2018*)

National Surveillance Cell

World Health Organization Country Office,
Chak Shahzad, Park Road,
Islamabad, Pakistan

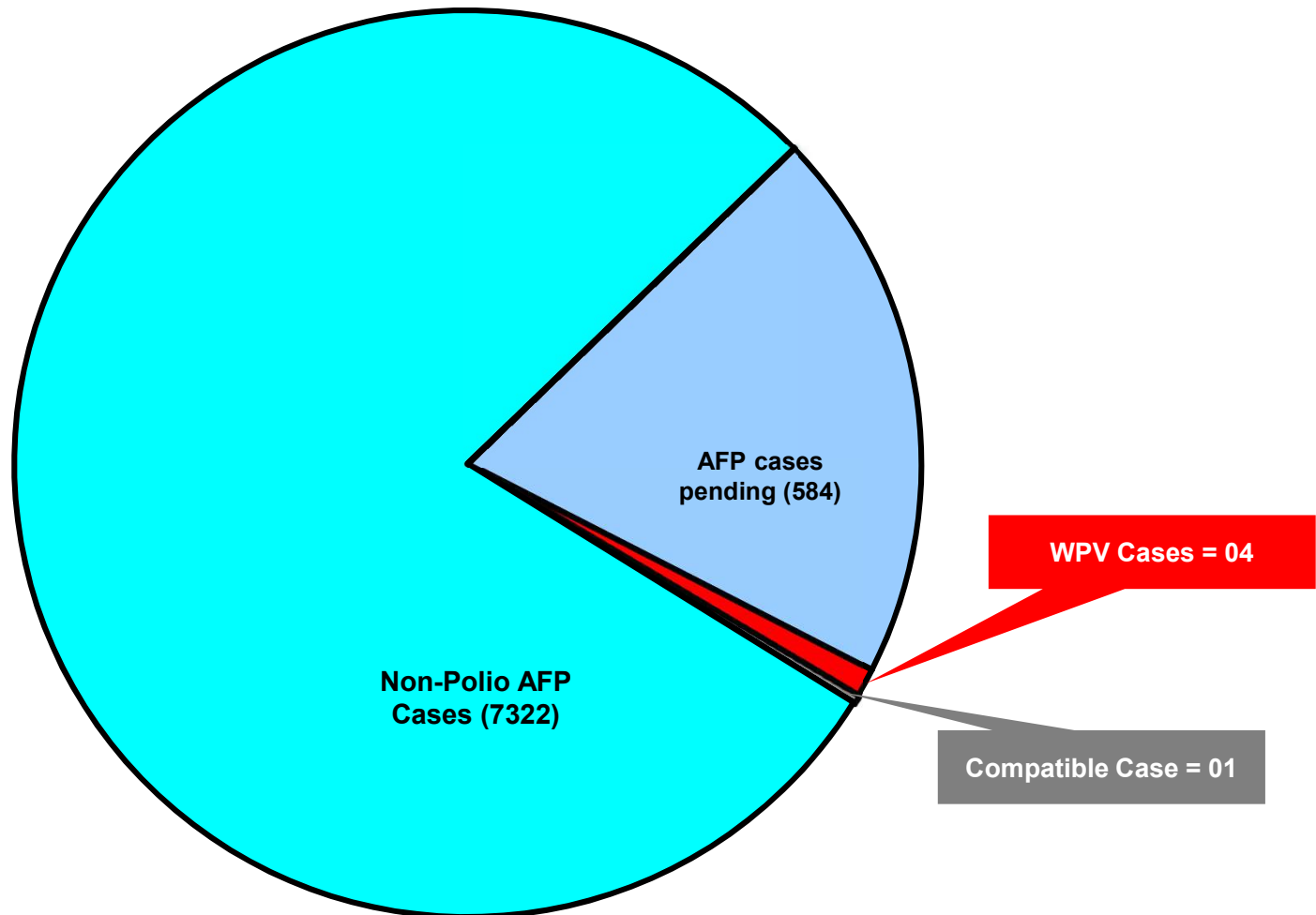
Tel: +92-51 9255123 / 9255282 /9255184

AFP Surveillance



<http://www.emro.who.int/pak/information-resources>

AFP Case Profile, 2018*



Total AFP Cases Reported = 7911

^ 283 Inadequate cases not due for FUP

^ 301 AFP Cases pending in Lab

^98 AFP Cases pending for classification by ERC

* Afp.rec Data as of 24-09-2018

Table 1.1: List of Confirmed Polio Cases, Pakistan 2018* (1/1)

S.NO.	PROVINCE/ REGION	DISTRICT	TEHSIL	EPID NO.	SEX	AGE (m)	DATE ONSET OF PARALYSIS	NO. OPV DOSES (based on parents recall)		FEVER	Asymetric Paralysis	Rapid Progression	REFUSAL	WPV TYPE	GENETICS
								Routine	SIA's						Cluster
01	BALUCHISTAN	DUKI	DUKI	BN/65/18/003	M	38	08-Mar-18	0	7+	Y	Y	Y	N	NSL1	R4B5C4
02	BALUCHISTAN	DUKI	DUKI	BN/65/18/005	F	18	15-Apr-18	0	7	Y	Y	Y	N	NSL1	R4B5C4D
03	BALUCHISTAN	DUKI	DUKI	BN/65/18/007	M	18	18-May-18	0	3	Y	Y	Y	N	NSL1	R4B5C4D
04	KPAKHTUNKHW	CHARASADA	CHARASADA	KP/31/18/100	M	19	1-Aug-18	3	7+	Y	Y	Y	N	NSL1	R4B5C5B2

* Afp.rec Data as of 24-09-2018

Table 3: Urgent/ITD Pending Cases (1/1)

Basic information										OPV doses				Urgent		Prov	Lab update			Remarks	
S.#	District	Tier	Tehsil	Union council	Epid number	Date of Onset	Age (VI)	Sex	Date of 1st stool	Stool Adeq	Ri	SAs	Last 6 SAs	Last dose	Field	NSC	Diagnosis	Lab No.	Days Inoc	Culture update	Remarks
Isolates pending for ITSD																					
1	SHEIKHUPURA		SHARAKPUR SHAREEF	MANDIANWALA	PB/33/18/099	01-Sep-18	120	M	13-Sep-18	Y	3	7+	0		N	N	RCEREBRAL ATAXIA	10775	3	L20B+	
2	SHEIKHUPURA		FEROZWALA	K.A MAUK-35	PB/33/18/100	02-Sep-18	30	M	09-Sep-18	Y	1	2	1	29-Aug-18	N	Y	MMOPATHY	10621	5	L20B+	
3	SUJAWAL		MIRPUR BATHORO	MIRPUR BATHORO	SD/79/18/101	02-Sep-18	36	M	06-Sep-18	Y	3	7+	6	07-Aug-18	N	N	GBS / Enterovirus	10486	8	L20B+	
4	KHIBALDIA	1	BALDIA TOWN	GULSHAN-E-	SD/61/18/020-C2		24	M	05-Sep-18	-	-	-		10-Aug-18	N	-	-	10455	10	L20B+	
Reported urgent (by field / NSC criteria)																					
5	ASTORE	4	ASTORE	DOYAN	GB/61/18/009	23-Aug-18	20	F	04-Sep-18	Y	0	5	5		N	Y	HYPOCALEMIA	10471	14	UP	
6	ORAKZAI	2	LOWER ORAKZAI	ANJANI	FT/53/18/015	03-Sep-18	3	F	08-Sep-18	Y	0	0	0		N	Y	GBS / MALINDUSRIB+EC	10519	12	UP	
7	KHIBALDIA	1	BALDIA TOWN	GULSHAN-E-	SD/61/18/020	20-Aug-18	27	F	12-Sep-18	N	2	7+	6	11-Aug-18	N	N	STROKE	10739	9	UP	Index of C-2

* New addition § New results #Data not available # NSC Criteria = Fever, Rapid Progress, Age < 48 months and OPV Doses <7 UP = Under process
 Urgent (Field/NSC) / Inadequate specimens / Age 12-35 months / Zero OPV dose UPending for genomic sequencing

Point in time comparison of Polio Cases by Province/Region 2017 - 2018*

Region/ Province	No. of polio cases		No. of infected districts/towns		Most recent polio case
	2017	2018	2017	2018	
Balochistan	1	3	1	1	18-May-18
Sindh	1	0	1	0	09-Nov-17
Khyber Pakhtunkhwa	1	1	1	1	1-Aug-18
KP-TD	0	0	0	0	27-Jul -16
G-Baltistan	1	0	1	0	13-Feb-17
Punjab	1	0	1	0	28-Jan-17
Pakistan	5	4	5	2	1-Aug-18

Twenty additional district / town declared infected based on environmental samples in 2018

* Afp.rec Data as of 24-09-2018

Table 2: LAB Update 2018*

Month of Onset	AFP Cases	No virus isolated	Cases Under Process		Isolated Viruses from stools						
			Culture	ITD	Vaccine viruses		NPEV		Wild	Results within 14 days	
	n	n	n	n	n	%	n	%	n	n	%
January	1010	843	0	0	76	8	91	9%	0	1010	100%
February	893	714	0	0	74	8	105	12%	0	893	100%
March	968	767	0	0	28	3	172	18%	1	967	100%
April	984	735	0	0	31	3	218	22%	1	984	100%
May	992	722	0	0	30	3	239	24%	1	991	100%
June	783	583	0	0	18	2	182	23%	0	783	100%
July	923	581	4	0	27	3	311	34%	0	919	100%
Aug	935	530	95	1	34	4	276	30%	1	840	90%
Sep	261	12	243	3	0	0	7	3%	0	19	7%
Total	7749	5487	342	4	318	4	1601	21%	04	7406	96%

* Data as of Sep 24, 2018

Comparison of Environmental Sampling Results, 2017-18*

DISTRICT	2017					2018					Last
	TOTAL	WILD			TOTAL	WILD					
	n	GRAB	BMFS	TOTAL		n	GRAB	BMFS	TOTAL		
		n	n	n	%		n	n	n	%	
LAHORE	46			0	0%	40	3		3	8%	11-Aug-18
MULTAN	26	1		1	4%	25			0	0%	9-Jan-17
DGKHAN	27			0	0%	17		1	1	6%	12-Feb-18
RAWALPINDI	20	5	2	7	35%	17	6	1	7	41%	10-Aug-18
FAISALABAD	18			0	0%	16			0	0%	2-Jul-16
SARGODHA	8			0	0%	8			0	0%	
BAHAWALPUR	9			0	0%	8			0	0%	
RAJANPUR						8			0	0%	
CDA	9	5		5	56%	8	4		4	50%	10-Aug-18
KHIGIQBAL	20	4	1	5	25%	16			0	0%	10-Oct-17
KHIGADAP	27	16		16	59%	25	9	1	10	40%	10-Aug-18
KHIBALDIA	9	1		1	11%	9	2		2	22%	4-Sep-18
KHILANDHI	9	5		5	56%	8	3		3	38%	30-Jul-18
KHIKORANGI	9			0	0%	7			0	0%	16-Oct-17
KHISITE	9	2		2	22%	8	1		1	13%	1-Jan-18
KHISADDAR						7			0	0%	
KHILIAQAT						7	1		1	14%	7-Mar-18
SUKKUR	23	1	1	2	9%	17		1	1	6%	8-Feb-18
HYDERABAD	9			0	0%	8	1		1	13%	9-Feb-18
JACOBABAD	10	1	1	2	20%	10	1	1	2	20%	7-Mar-18
SANGHAR	9			0	0%	1			0	0%	
DADU	9			0	0%	8			0	0%	
KAMBAR	9	1		1	11%	8	3		3	38%	9-Jul-18
PESHAWAR	20	3	2	5	25%	17	11	1	12	71%	27-Aug-18
DIKHAN	18			0	0%	16			0	0%	16-Jul-16
BANNU	7			0	0%	9		1	1	11%	31-Mar-18
KOHAT	8			0	0%	9	4		4	44%	27-Aug-18
CHARSADA	9			0	0%	8			0	0%	
MARDAN	9			0	0%	8			0	0%	
NOWSHERA	9			0	0%	8			0	0%	
KABDULAH	18	11		11	61%	16	1		1	6%	1-Jan-18
QUETTA	36	9	1	10	28%	31	5		5	16%	28-Jul-18
PISHIN	9	4		4	44%	8			0	0%	2-Oct-17
KHUZDAR	9			0	0%	8			0	0%	
LORALAI	9	1		1	11%	6	1		1	17%	17-Mar-18
ZHOB	9			0	0%	8			0	0%	18-Dec-17
WAZIR-S						4			0		
BAJOUR						5	3		3	60%	29-Aug-18
PAKISTAN	485	70	8	78	16%	447	59	7	66	15%	4-Sep-18

New Positive Samples

* Afp.rec Data as of 24-09-2018

WPV and cVDPV Cases by District in 2018

PROVINCE	DISTRICT	WPV Cases		cVDPV Cases	
		Onset of Last Case	Cases	Onset of Last Case	Cases
KP	CHARSADA	1-Aug	1		
BALUCHISTAN	DUKKI	18-May	3		
PAKISTAN		1-Aug	4		

Map 2.1: Point in Time Comparison of Wild Polio virus, Compatible and cVDPV2 isolates

Infected districts/Towns/Agencies/Areas

On the basis of WPV isolation

- WPV cases = 05
- Sewage water = 14 (no WPV case)
- Total = 19

2017

Source

AFP Surveillance

- P1 = 05
- Compatible = 0
- cVDPV Cases = -
- cVDPV Env = -

Sewage water

- Grab = 70
- BMFS = 08

Infected districts/Towns/Agencies/Areas

On the basis of WPV isolation

- WPV cases = 02
- Sewage water = 20 (no WPV case)
- Total = 22

2018

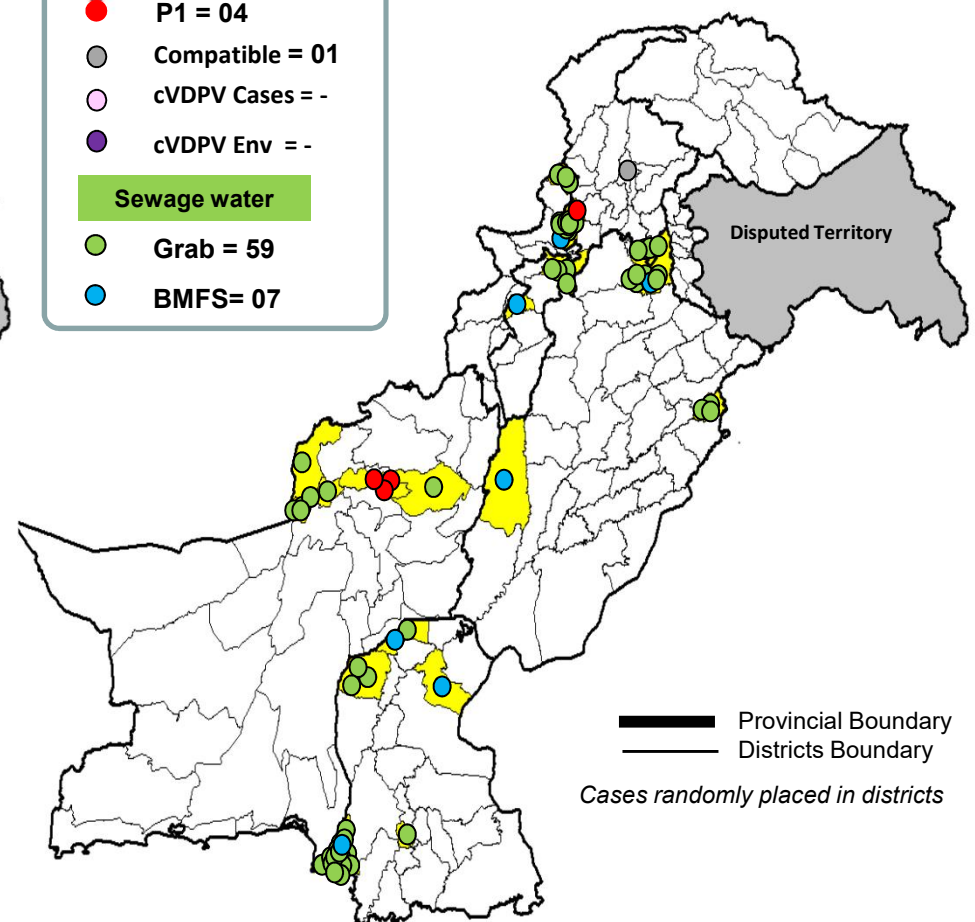
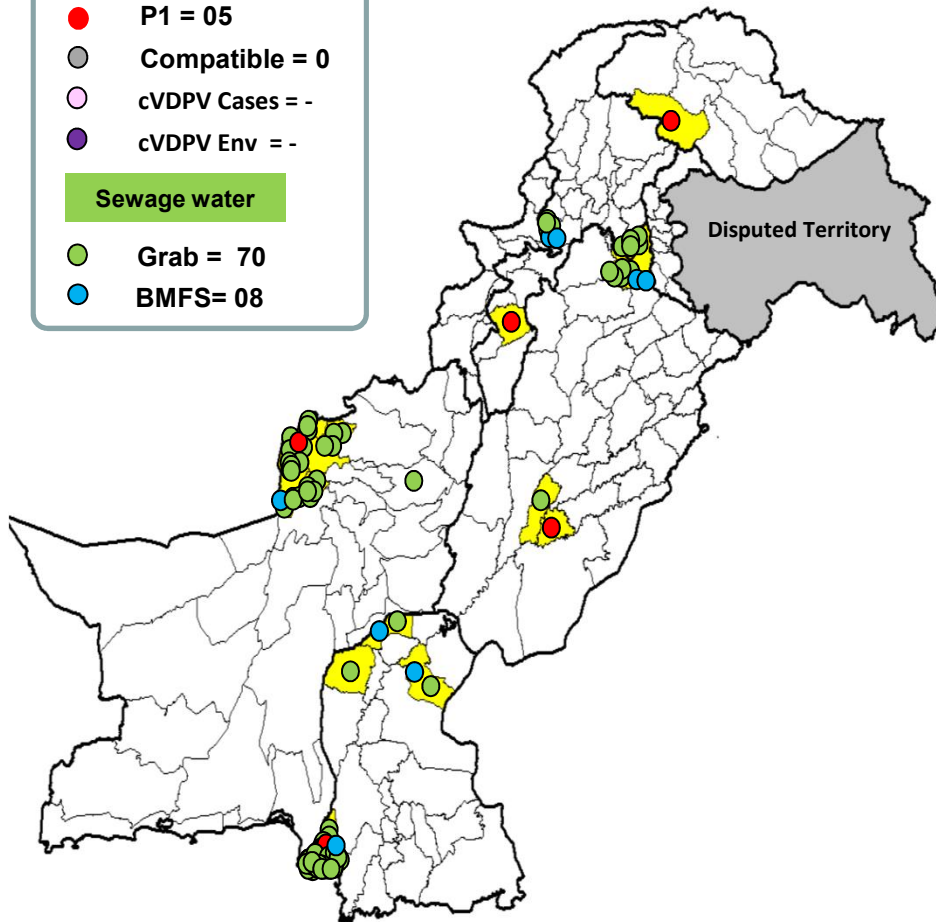
Source

AFP Surveillance

- P1 = 04
- Compatible = 01
- cVDPV Cases = -
- cVDPV Env = -

Sewage water

- Grab = 59
- BMFS = 07



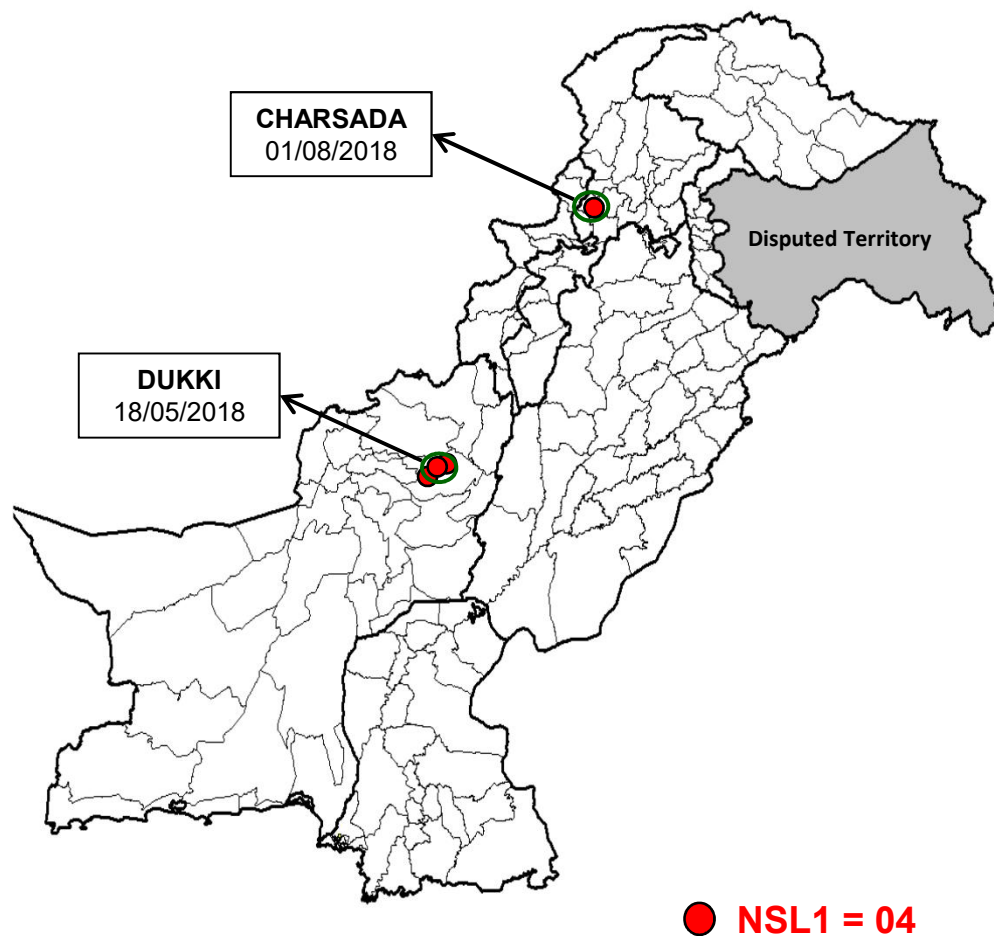
— Provincial Boundary
 — Districts Boundary

Cases randomly placed in districts

* Afp.rec Data as of 24-09-2018

Map1: Distribution of Wild Polio Cases Pakistan 2017-2018*

Districts/Towns with Wild Polio Cases = 02



Province/ Country	Date of Last Case		Number of cases 2017		Number of cases 2018	
	P1	P3	P1	P3	P1	P3
KP-TD	Jul, 2016	Apr, 2012	-	-	-	-
KHYBER-PAKHTUNKHWA	Aug, 2018	Oct, 2010	01	-	01	-
SINDH	Nov, 2017	Jan, 2010	02	-	-	-
BALUCHISTAN	May, 2018	Apr, 2010	03	-	03	-
PUNJAB	Jan, 2017	Jun, 2010	01	-	-	-
AJK	Jun, 2000	Jun, 2000	-	-	-	-
GILGIT-BALTISTAN	Feb, 2017	-	01	-	-	-
ISLAMABAD	Sep, 2008	Sep, 2008	-	-	-	-
PAKISTAN	Aug, 2018	Apr, 2012	08	-	04	-

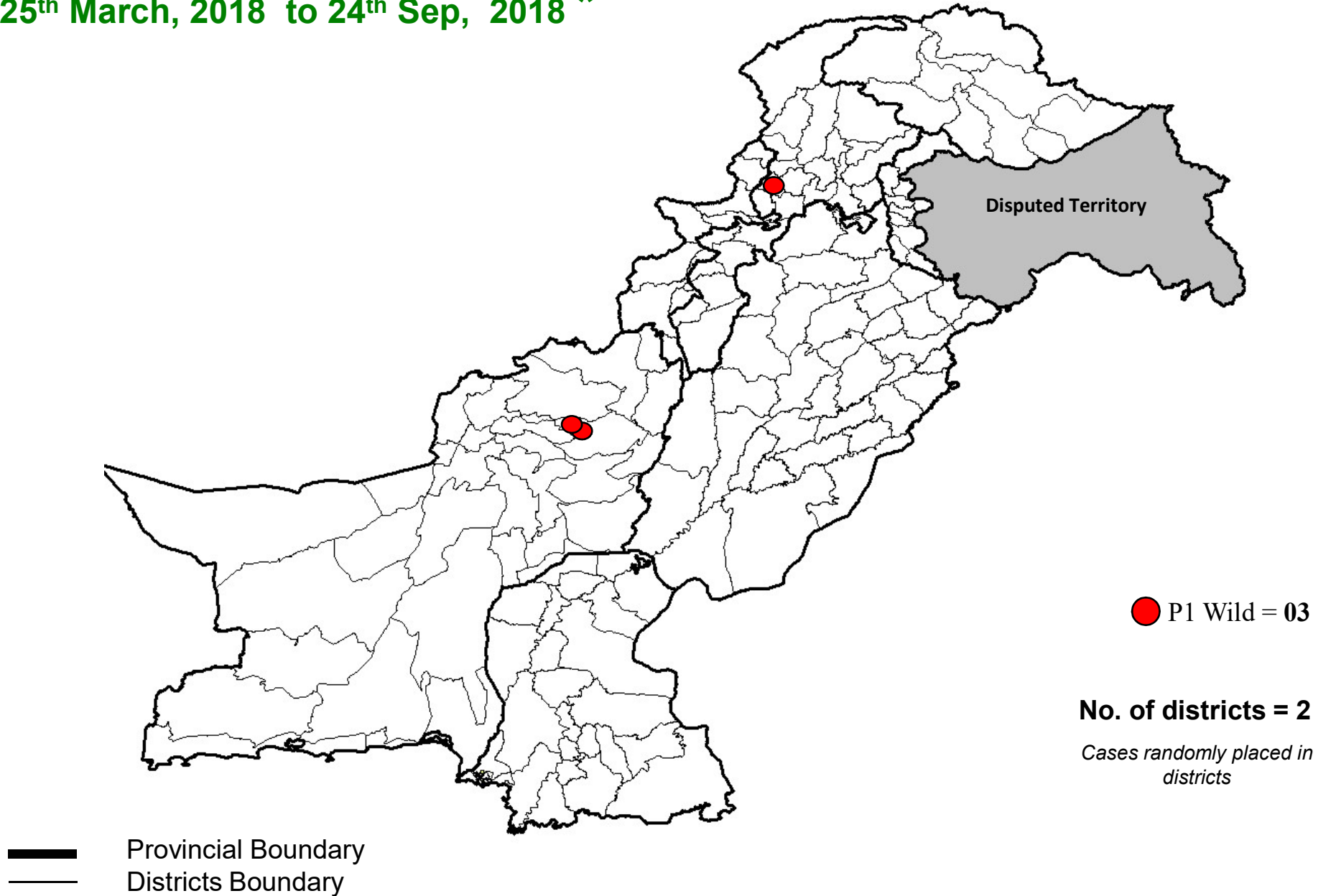
- District with last polio case in province
- Provincial Boundary
- Districts Boundary

Cases randomly placed in districts

* Afp.rec Data as of 24-09-2018

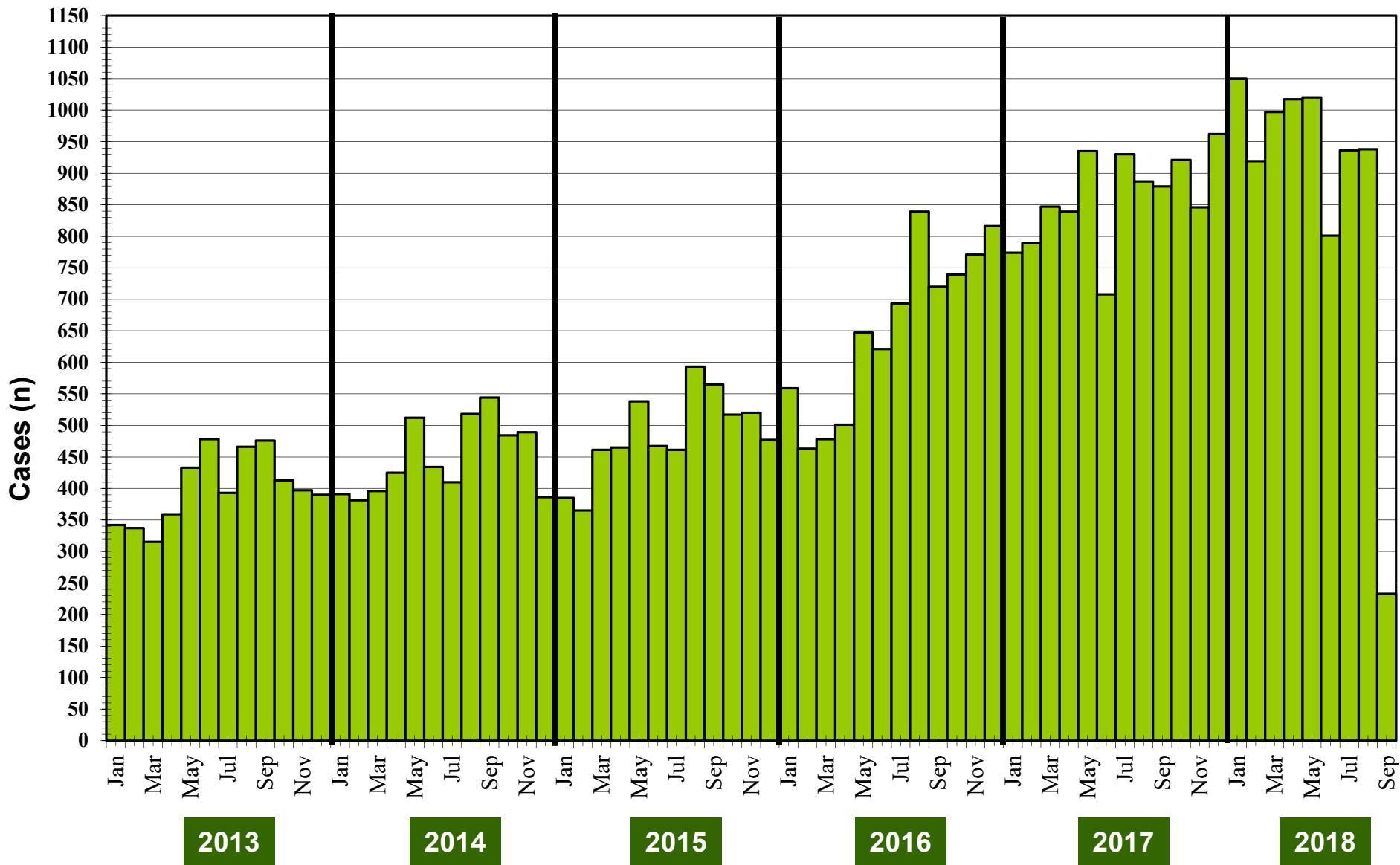
Map 3: Wild Polio cases in the last 6 months

25th March, 2018 to 24th Sep, 2018 *



* Afp.rec Data as of 24-09-2018

Graph 1: Distribution of AFP Cases by Month, Pakistan 2013-2018*



* Afp.rec Data as of 24-09-2018

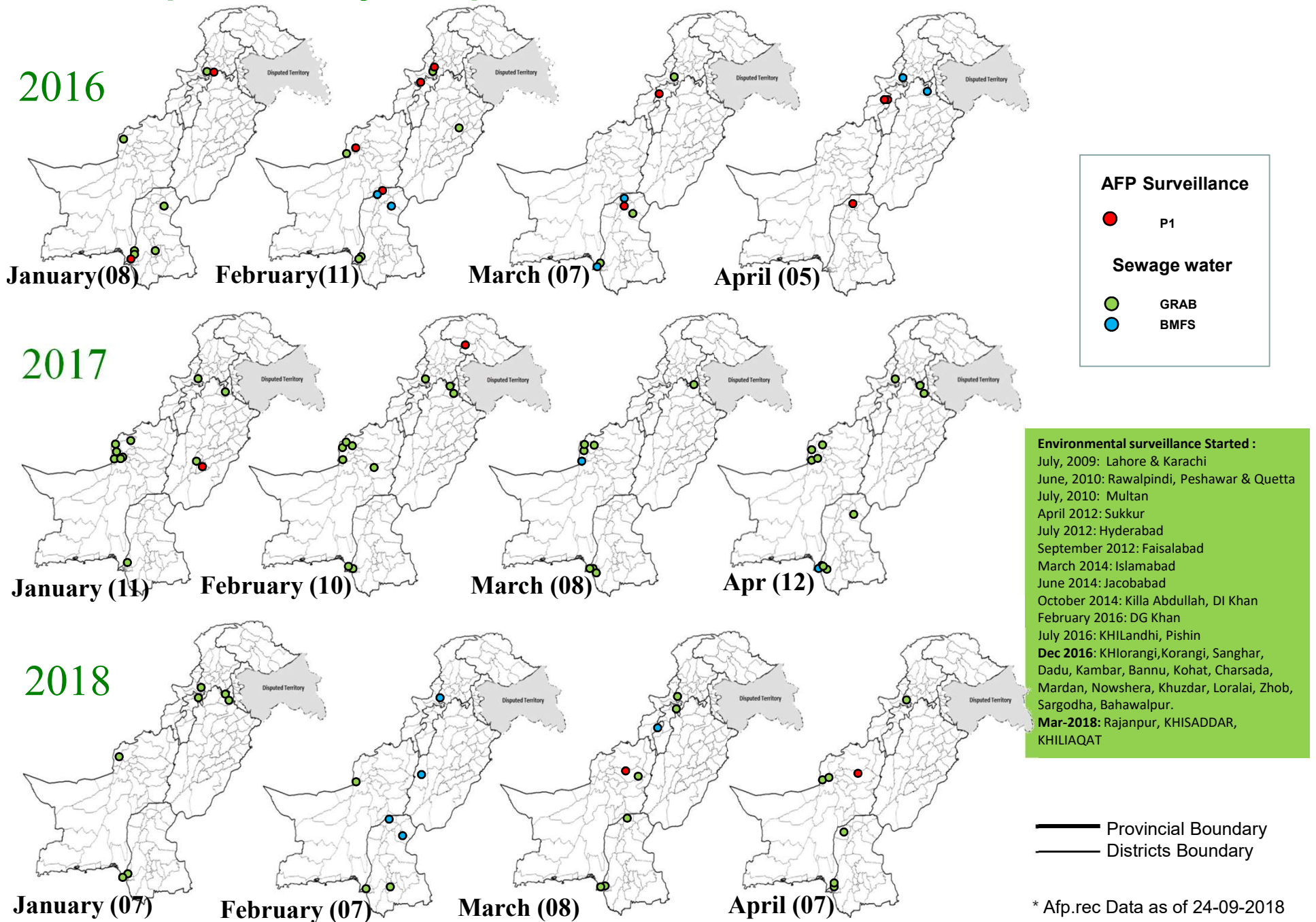
**Table 4: Distribution of AFP Cases By Week of Onset ^
Pakistan- 2018* [Week number / Ending on]**

PROVINCE	W 23 08 Jun 2018	W 24 15 Jun 2018	W 25 22 Jun 2018	W 26 30 Jun 2018	W 27 07 Jul 2018	W 28 14 Jul 2018	W 29 21 Jul 2018	W 30 28 Jul 2018	W 31 04 Aug 2018	W 32 11 Aug 2018	W 33 18 Aug 2018	W 34 25 Aug 2018	W 35 01 Sep 2018	W 36 08 Sep 2018	W 37 15 Sep 2018
PUNJAB	104	95	96	79	106	92	104	97	93	112	85	92	102	76	16
SINDH	27	26	31	42	47	39	38	53	67	61	37	30	41	27	9
KPAKHTUNKHWA	35	36	40	42	47	44	27	31	59	46	33	34	44	32	9
KPTD	6	6	10	16	11	8	13	10	10	7	4	10	6	7	0
BALUCHISTAN	10	6	8	9	11	4	13	6	14	15	7	7	12	14	1
AJK	3	5	3	3	3	1	2	9	6	5	5	3	5	4	2
GBALTISTAN	0	0	2	2	3	2	2	2	1	2	1	4	2	2	0
ISLAMABAD	1	0	2	1	1	2	1	3	2	4	1	1	4	0	3
PAKISTAN	186	174	192	194	229	192	200	211	252	252	173	181	216	162	40

* Afp.rec & Afplab.rec: Data as of 24-09-2018

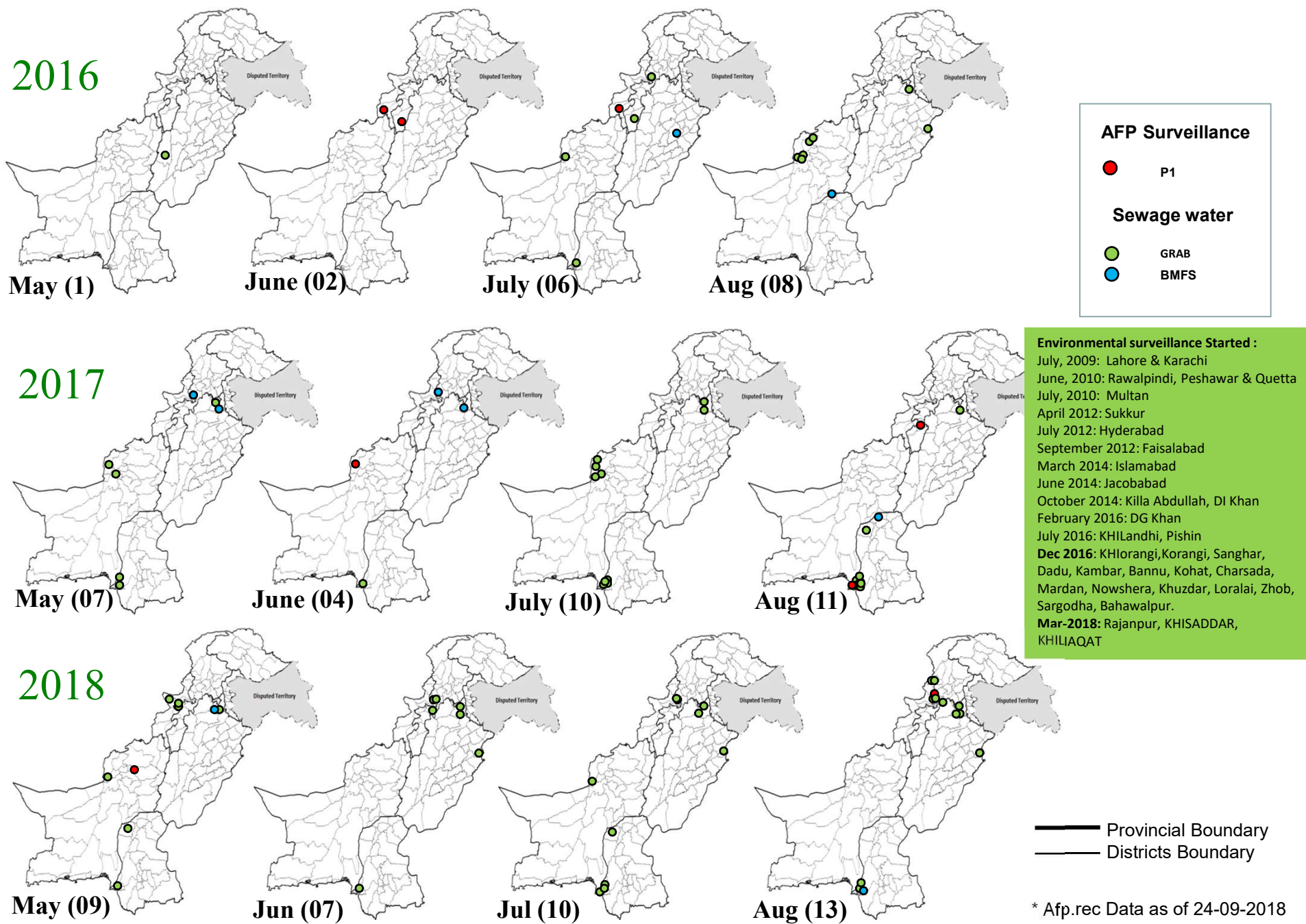
^ MMWR Epidemiological Weeks

Map 4: Monthly Comparison of Polio Cases/Isolates 2016-2018*



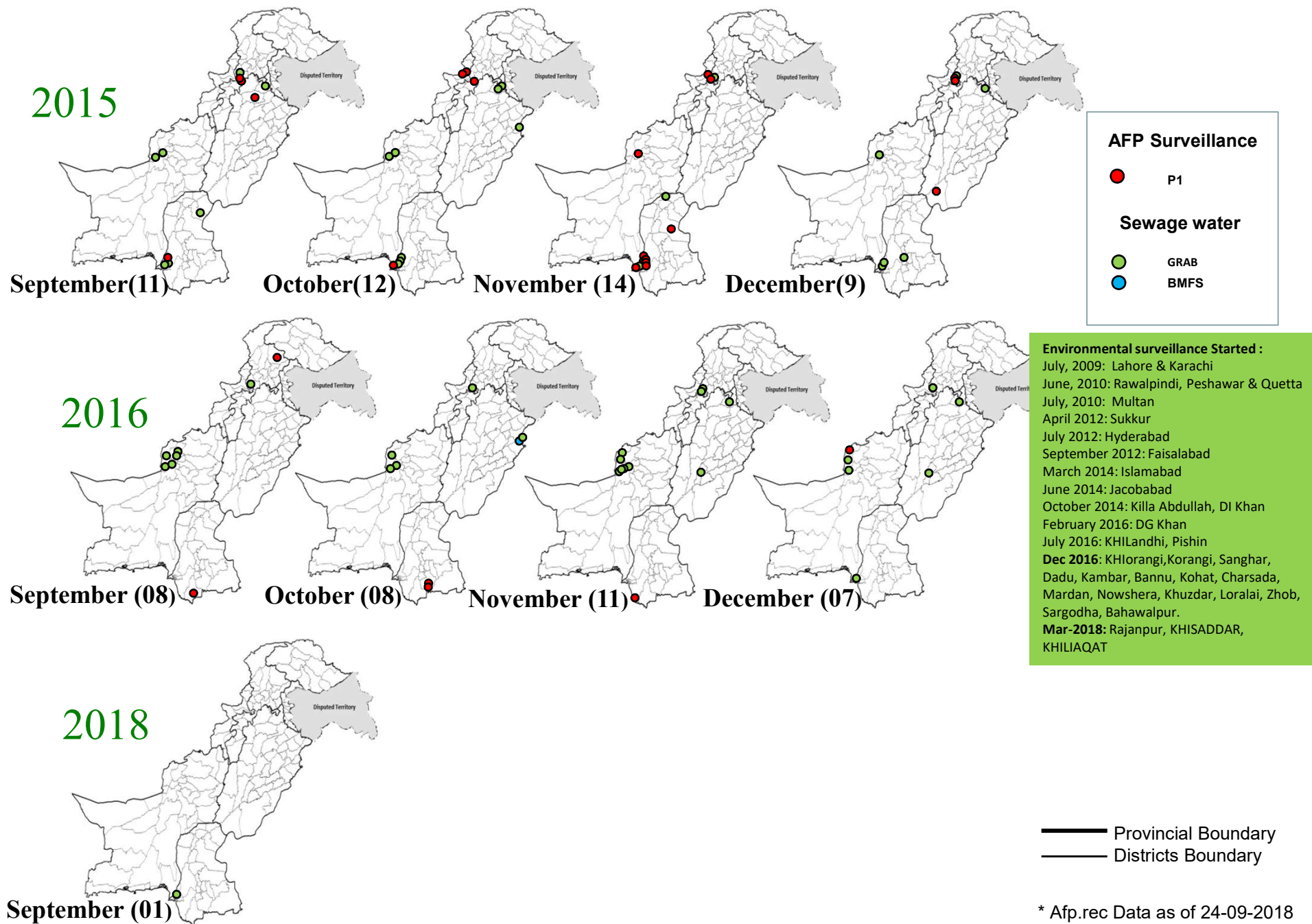
* Afp.rec Data as of 24-09-2018

Map 4.1: Monthly Comparison of Polio Cases/Isolates 2016-2018*



* Afp.rec Data as of 24-09-2018

Map 4.2: Monthly Comparison of Polio Cases/Isolates 2016-2018*



* Afp.rec Data as of 24-09-2018

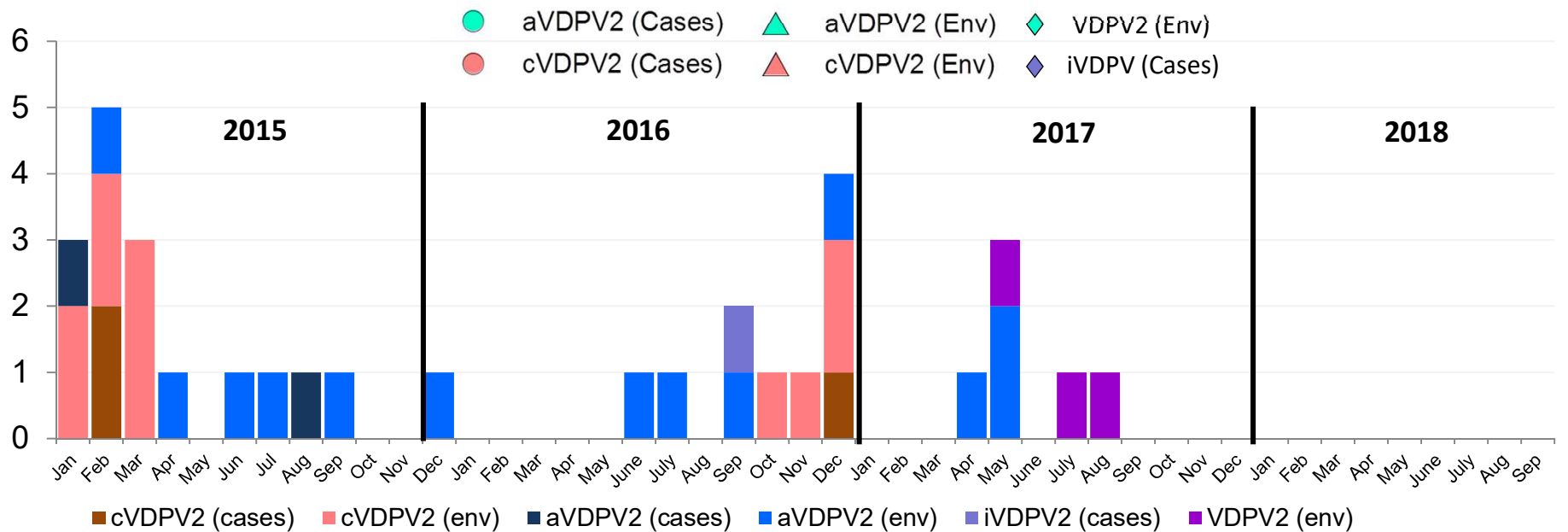
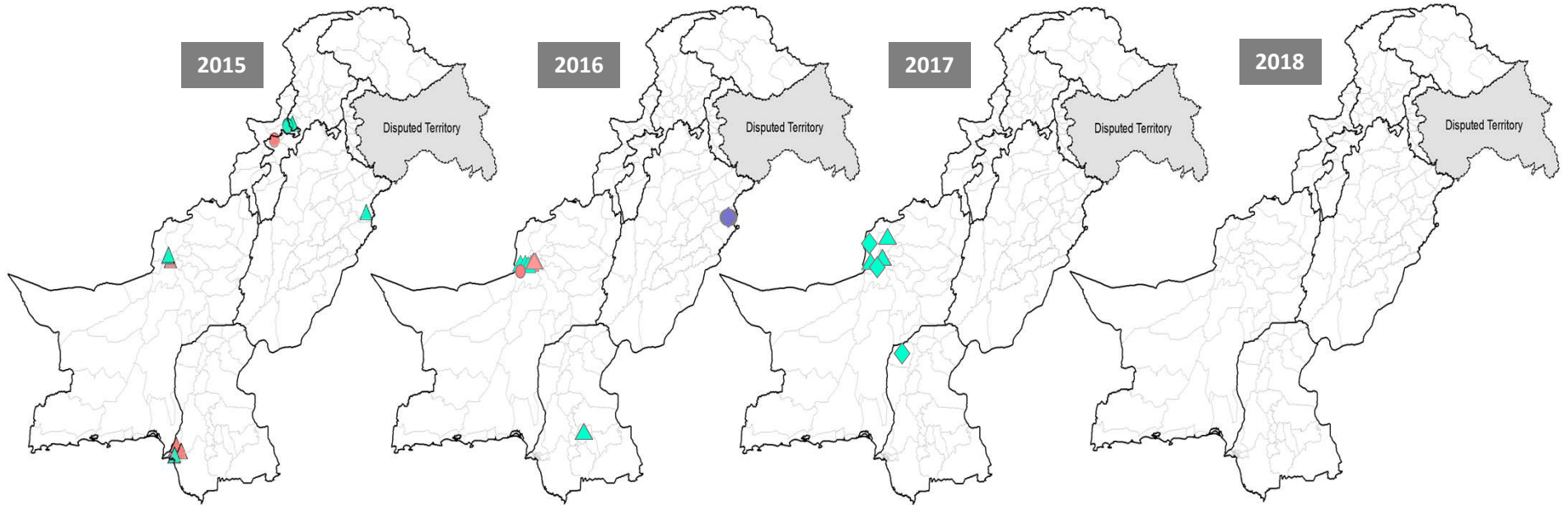
Table 5: Polio Eradication Update, Pakistan 2015-2018*

Province/Region	Polio 1			
	2015	2016	2017	2018
KP-TD	16	02	-	-
KP	17	08	01	01
SINDH	12	08	02	-
PUNJAB	02	-	01	-
BALUCHISTAN	07	02	03	03
AJK	-	-	-	-
Gilgit-Baltistan	-	-	01	-
ISLAMABAD	-	-	-	-
PAKISTAN	54	20	08	04



* Afp.rec Data as of 24-09-2018

VDPV isolates (Cases + ES), 2015 – 2018*



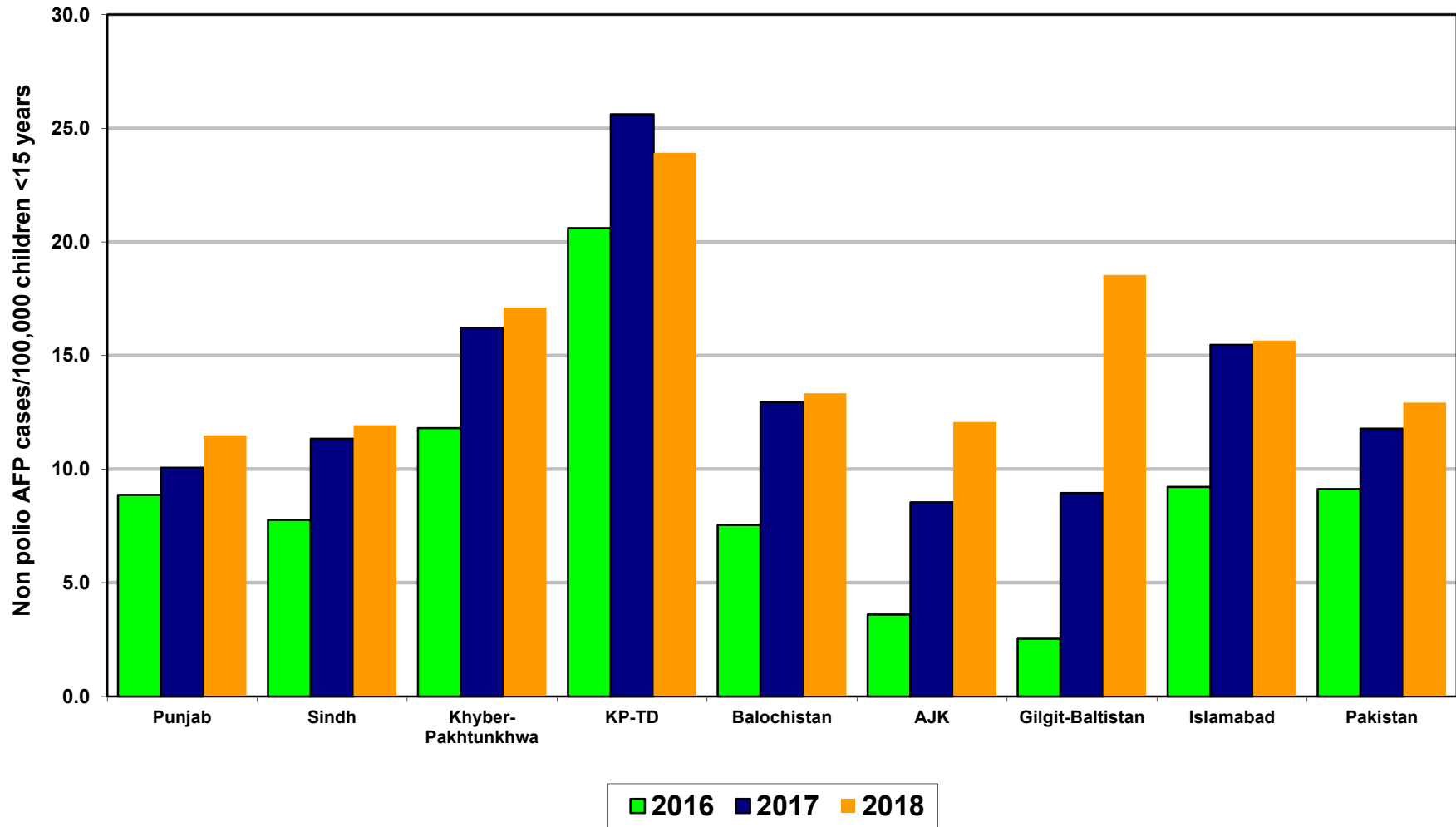
* Afp.rec Data as of 06-09-2018

Table 6: Vaccination status of non polio AFP cases age 6-59 months 2016-2018*

REGION	0 dose			1-2 doses			3 doses			4-6 doses			7+ doses		
	16	17	18	16	17	18	16	17	18	16	17	18	16	17	18
Central Punjab	0%	0%	0%	0%	0%	0%	1%	1%	1%	3%	3%	2%	97%	96%	97%
North Punjab	0%	0%	0%	0%	0%	0%	0%	1%	1%	2%	2%	2%	98%	97%	96%
South Punjab	0%	0%	0%	0%	0%	0%	0%	0%	0%	2%	2%	1%	98%	98%	98%
PUNJAB	0%	0%	0%	0%	0%	0%	0%	1%	1%	2%	2%	2%	97%	97%	97%
Karachi	0%	1%	0%	1%	1%	1%	1%	1%	2%	5%	7%	5%	93%	91%	92%
North Sindh	0%	0%	0%	0%	0%	0%	0%	0%	0%	5%	3%	3%	94%	97%	97%
South Sindh	0%	0%	0%	1%	0%	0%	1%	1%	1%	6%	4%	2%	92%	95%	97%
SINDH	0%	0%	0%	1%	0%	0%	1%	0%	1%	5%	4%	3%	93%	95%	96%
Central Khyber Pakhtunkhwa	0%	0%	0%	0%	1%	0%	0%	0%	0%	1%	1%	1%	98%	98%	98%
North Khyber Pakhtunkhwa	0%	0%	0%	1%	1%	0%	0%	1%	0%	3%	4%	2%	96%	94%	98%
South Khyber Pakhtunkhwa	1%	0%	1%	2%	2%	0%	1%	2%	0%	3%	5%	2%	94%	91%	96%
Khyber Pakhtunkhwa	0%	0%	0%	1%	1%	0%	0%	1%	0%	2%	3%	2%	96%	95%	98%
KP-TD	0%	0%	0%	2%	0%	0%	1%	1%	0%	9%	8%	3%	89%	91%	96%
Rest of Balochistan	7%	3%	0%	7%	9%	2%	2%	4%	1%	23%	13%	19%	62%	71%	77%
North Balochistan	0%	4%	0%	3%	6%	2%	3%	2%	0%	10%	10%	10%	83%	78%	88%
Quetta Block	1%	0%	4%	1%	1%	0%	4%	0%	0%	10%	7%	0%	83%	92%	96%
BALUCHISTAN	2%	2%	1%	3%	4%	1%	3%	3%	0%	13%	10%	10%	80%	82%	88%
PAKISTAN	0%	0%	0%	1%	1%	0%	1%	1%	1%	4%	4%	3%	95%	95%	96%

* Afp.rec Data as of 24-09-2018

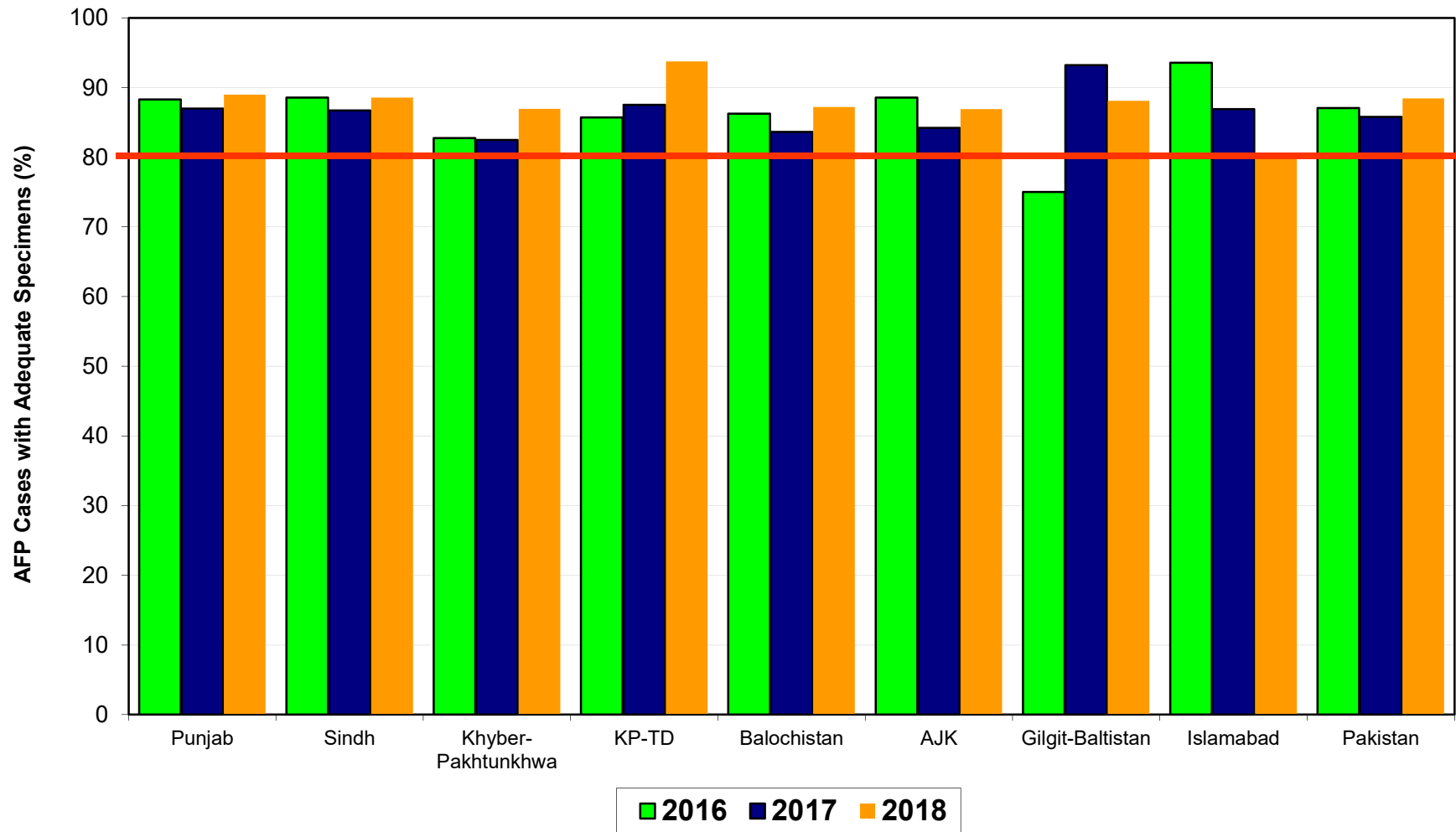
Non Polio AFP Rate By Province/Regions, 2016-2018*



Minimum Target Non-Polio AFP Rate is 6/100000 < 15 years of the age

* Afp.rec Data as of 24-09-2018

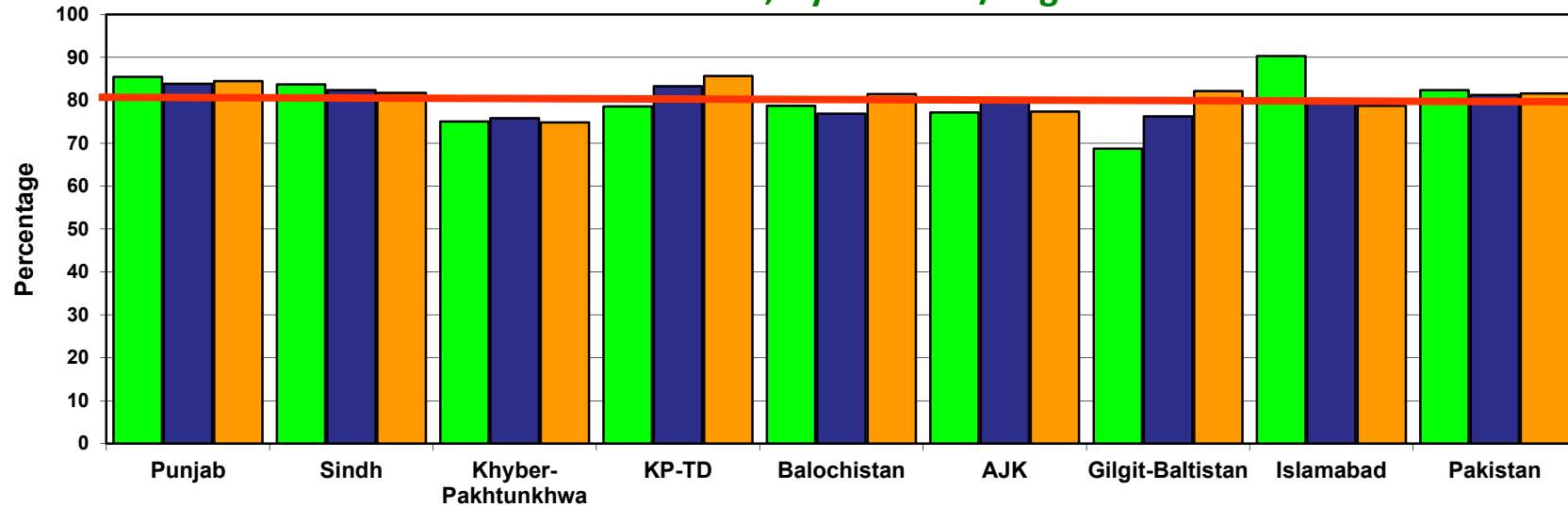
Percent AFP Cases with Adequate Specimens By Province/Regions, 2016-2018*



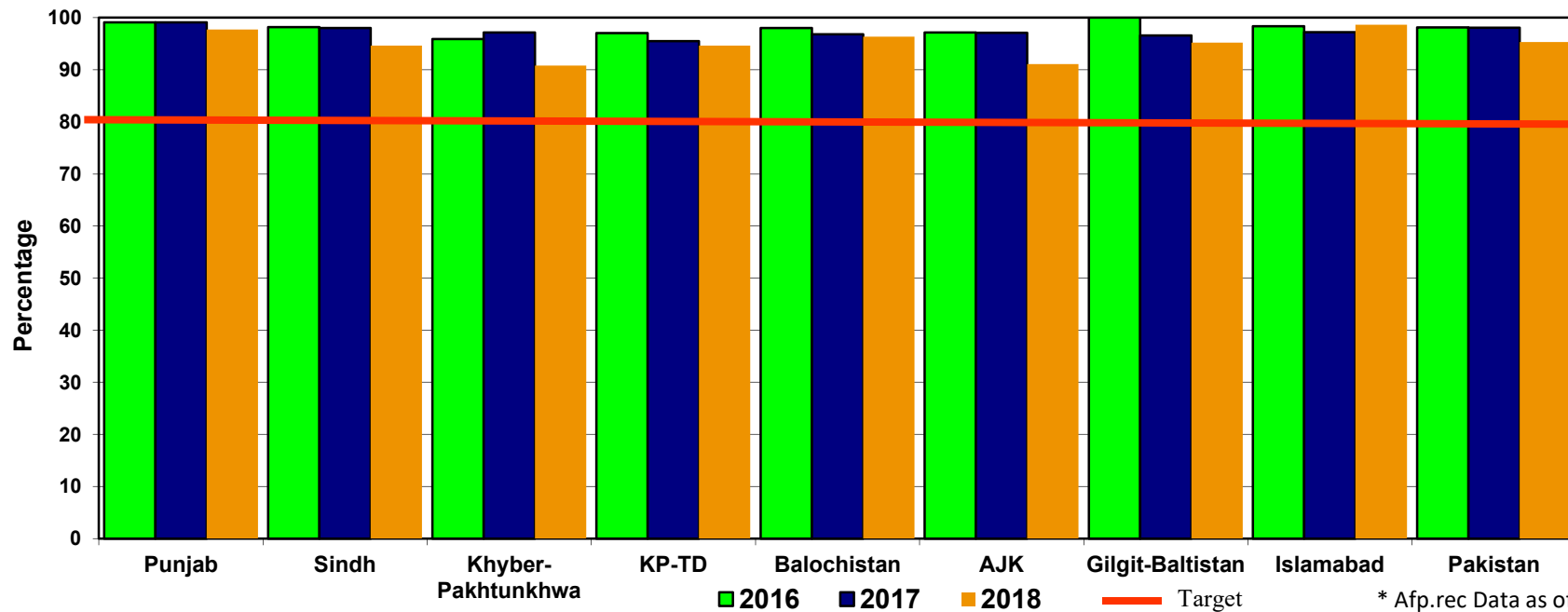
* Afp.rec Data as of 24-09-2018

— Target Adequate Sample cases = 80%

**Graph 5: Percent AFP Cases Notified within 07 days of paralysis onset
2016 - 2018*; By Province/Regions**

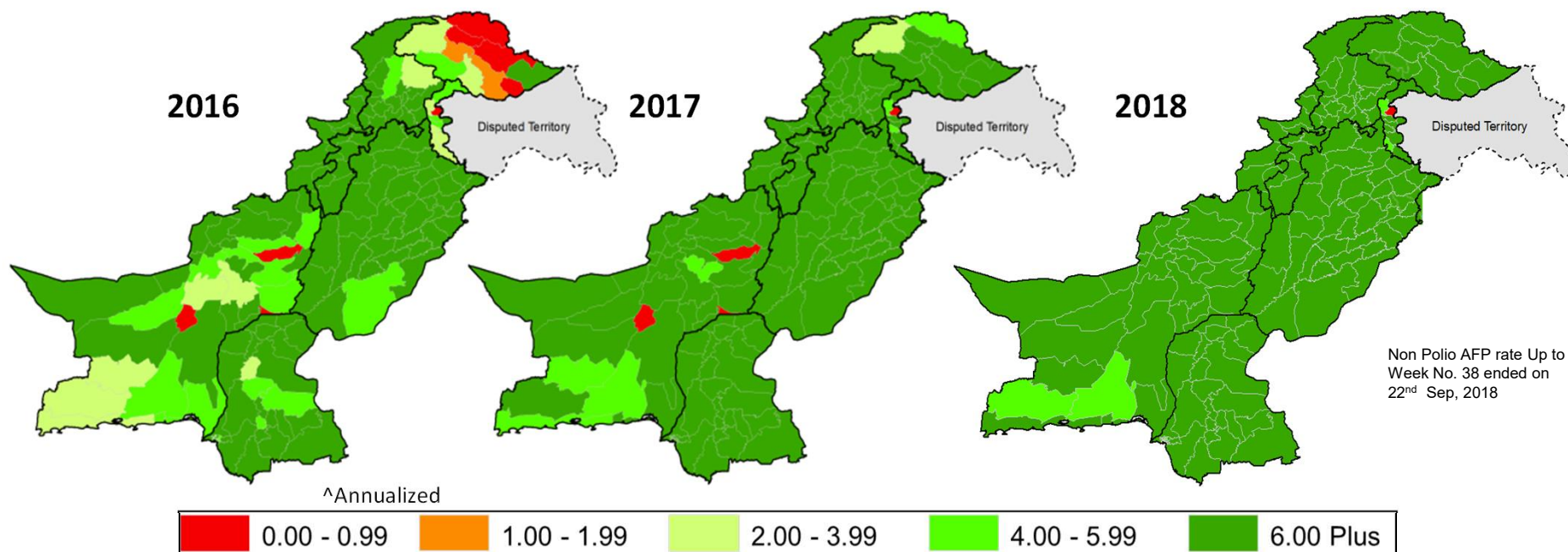


**Graph 6: Percent AFP Cases Investigated within 48 hours of notification
2016 ~ 2018*; By Province/Regions**

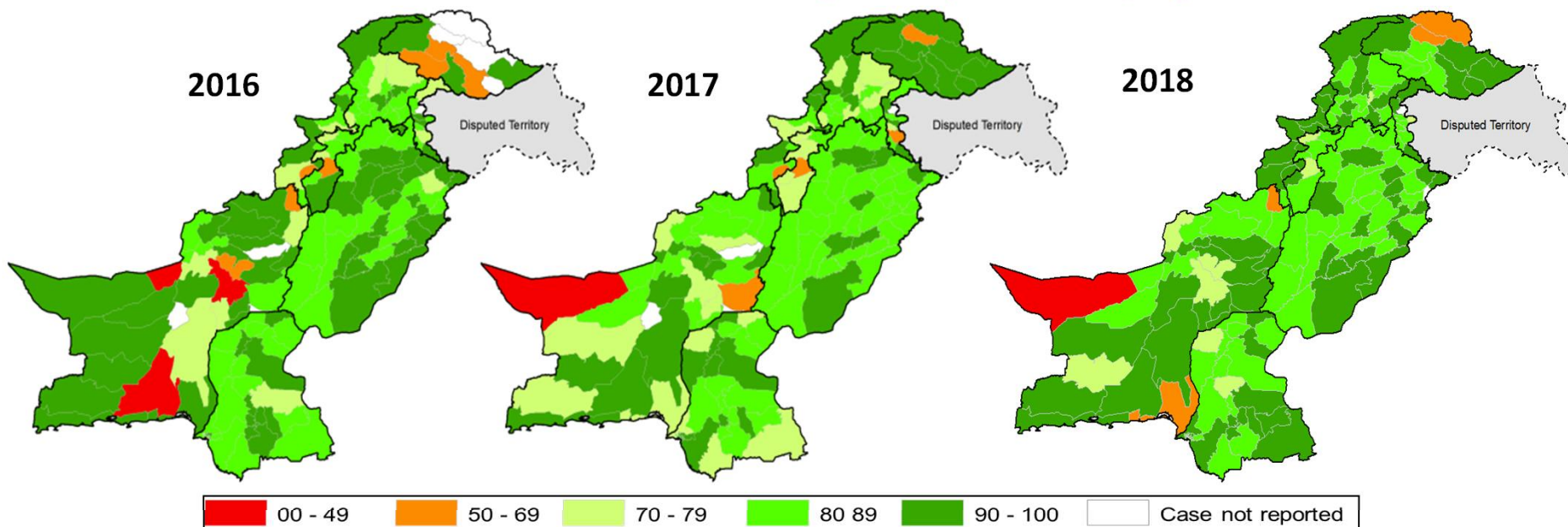


* Afp.rec Data as of 24-09-2018

Non-Polio ^ AFP Rate by District



Percent AFP Cases with Adequate Specimens, by District



**Table 7.4: AFP CASES PENDING FOR CLASSIFICATION
WITH DATE OF ONSET MORE THAN 90 DAYS* 2018 Page (1/3)**

S. No	DISTRICT	TEHSIL	EPID	SEX	AGE	DONSET	DOSE€	DSTOOL1	DSTOOL2	LAB	FEVER	ASVM	PROG	FUP	PEND (DAYS)
1	DIKHAN	DIKHAN	KP/60/18/049	M	84	14-06-18	7+	27-07-18	28-07-18	NVI	UK	UK	UK		98
2	KABDULAH	KABDULAH	BN/14/18/019	M	30	13-06-18	7+	07-08-18		NVI	UK	UK	UK		99
3	PESHAWAR	PESHAWAR	KP/30/18/286	M	27	21-06-18	7+	LATE NOTIFIED			UK	UK	UK		91
4	QUETTA	QUETTA	BN/11/18/800	M	30	13-06-18	7+	07-07-18		NVI	UK	UK	UK		99
5	ATTOCK	HASSANABDAL	PB/12/18/034	M	18	30-05-18	7+	LATE NOTIFIED			Y	Y	Y	Y	113
6	BAHAWALPUR	HASILPUR	PB/71/18/071	F	26	19-06-18	7+	DIED BEFORE STOOL			Y	N	Y	DIED	93
7	BHAKKAR	BHAKKAR	PB/44/18/022	F	69	12-06-18	7+	DIED BEFORE STOOL			Y	N	Y	DIED	100
8	CHAKWAL	TALAGANG	PB/13/18/048	F	42	13-06-18	7+	28-06-18	02-07-18	NVI	N	N	Y	Y	99
9	CHINIOT	LALIAN	PB/54/18/039	M	25	05-06-18	7+	19-06-18	21-06-18	NVI	Y	Y	Y	Y	107
10	CHINIOT	BHOWANA	PB/54/18/040	M	7	02-06-18	3	21-06-18	23-06-18	EV	N	Y	Y	Y	110
11	DGKHAN	DG KHAN	PB/81/18/141	F	19	04-06-18	7+	01-07-18	03-07-18	NVI	Y	Y	Y	Y	108
12	DGKHAN	DG KHAN	PB/81/18/145	F	4	07-06-18	4	06-07-18	07-07-18	NVI	Y	Y	UK	Y	105
13	DGKHAN	DG KHAN	PB/81/18/144	F	5	07-06-18	5	07-07-18	08-07-18	VACC	Y	Y	Y	Y	105
14	DGKHAN	DG KHAN	PB/81/18/162	M	21	20-05-18	7+	LATE NOTIFIED			N	Y	Y	Y	123
15	FAISALABAD	TANDLIANWALA	PB/51/18/119	M	54	02-06-18	7+	21-06-18	22-06-18	NVI	N	Y	Y	Y	110
16	FAISALABAD	FSD CITY	PB/51/18/126	F	72	07-05-18	7+	28-06-18	29-06-18	NVI	N	Y	Y	Y	136
17	FAISALABAD	JARANWALA	PB/51/18/131	F	7	19-06-18	6	07-07-18	15-07-18	NVI	Y	Y	Y	Y	93
18	FAISALABAD	FSD CITY	PB/51/18/132	F	179	15-06-18	7+	06-07-18	07-07-18	NVI	N	Y	Y	Y	97
19	FAISALABAD	TANDLIANWALA	PB/51/18/137	M	14	06-06-18	7+	08-07-18	09-07-18	EV	Y	Y	Y		106
20	FAISALABAD	FSD CITY	PB/51/18/139	M	90	13-06-18	7+	11-07-18	12-07-18	NVI	N	Y	Y	Y	99
21	GUJRANWALA	Q.D SING TOWN	PB/21/18/109	M	54	02-06-18	7+	22-06-18	23-06-18	NVI	N	Y	Y	Y	110
22	GUJRANWALA	NANDIPUR TOWN	PB/21/18/128	F	166	26-05-18	7+	18-07-18	19-07-18	NVI	Y	Y	Y	Y	117
23	GUJRANWALA	K.S PUR TOWN	PB/21/18/127	M	4	30-05-18	3	16-07-18	17-07-18	EV	Y	Y	Y	Y	113
24	GUJRANWALA	Q.D SING TOWN	PB/21/18/157	M	48	17-05-18	7+	LATE NOTIFIED			Y	Y	Y	Y	126
25	JHANG	JHANG	PB/53/18/055	M	96	11-06-18	7+	10-07-18	12-07-18	NVI	Y	N	Y	Y	101
26	KASUR	KASUR	PB/32/18/047	M	18	01-05-18	7+	04-06-18	05-06-18	EV	Y	N	Y	Y	142
27	KASUR	PATTOKI	PB/32/18/058	M	42	15-06-18	7+	07-07-18	09-07-18	NVI	Y	Y	Y	Y	97
28	KASUR	PATTOKI	PB/32/18/063	F	6	18-06-18	6	10-07-18	11-07-18	EV	Y	Y	Y	Y	94
29	KASUR	KASUR	PB/32/18/052	F	20	22-02-18	7+	LATE NOTIFIED			Y	Y	Y	Y	210
30	KASUR	PATTOKI	PB/32/18/056	F	26	04-06-18	7+	LATE NOTIFIED			N	N	Y	Y	108
31	KHANEWAL	MIAN CHANU	PB/62/18/073	M	168	20-06-18	7+	11-07-18	12-07-18	NVI	N	N	Y	Y	92
32	LAHORE	NISHTER TOWN	PB/31/18/146	M	140	03-05-18	7+	18-05-18	19-05-18	NVI	N	N	Y	Y	140
33	LAHORE	NISHTER TOWN	PB/31/18/170	F	102	04-05-18	7+	31-05-18	01-06-18	NVI	N	N	Y	Y	139
34	LAHORE	GULBERG TOWN	PB/31/18/203	M	108	06-06-18	7+	25-06-18	27-06-18	NVI	Y	Y	Y	Y	106
35	LAHORE	SAMANABAD TOWN	PB/31/18/265	F	18	05-05-18	7+	LATE NOTIFIED			Y	Y	Y	Y	138
36	LAYYAH	KAROR LAL ESAN	PB/84/18/041	F	14	11-06-18	7+	03-07-18	04-07-18	NVI	Y	Y	Y	Y	101
37	LAYYAH	LAYYAH	PB/84/18/042	M	42	14-06-18	7+	05-07-18	07-07-18	NVI	Y	N	Y	Y	98
38	MBDIN	M.B DIN	PB/24/18/019	F	19	04-02-18	7+	15-03-18	17-03-18	NVI	UK	N	Y	DIED	228
39	NANKANASAHIB	NANKANA SAHIB	PB/35/18/033	F	14	25-05-18	7+	18-07-18	20-07-18	EV	N	Y	Y	Y	118
40	PAKPATTEN	PAKPATTEN	PB/66/18/040	M	32	01-06-18	7+	LATE NOTIFIED			N	Y	Y	Y	111
41	RAJANPUR	ROJHAN	PB/82/18/101	M	168	15-02-18	0	LATE NOTIFIED			N	Y	UK	Y	217
42	RAWALPINDI	RWP RURAL	PB/11/18/181	M	28	18-06-18	7+	LATE NOTIFIED			Y	Y	Y	Y	94

* Afp.rec Data as of 24-09-2018

€ Based on recall of parents

60 days Follow-up not done

FUP = Residual Weakness at 60 days follow up.

**Table 7.4: AFP CASES PENDING FOR CLASSIFICATION
WITH DATE OF ONSET MORE THAN 90 DAYS* 2018 Page (2/3)**

S. No	DISTRICT	TEHSIL	EPID	SEX	AGE	DONSET	DOSESE	DSTOOL1	DSTOOL2	LAB	FEVER	ASVM	PROG	FUP	PEND (DAYS)
43	RYKHAN	LIAQUAITPUR	PB/72/18/135	M	74	09-06-18	7+	DIED BEFORE STOOL			N	N	Y	DIED	103
44	RYKHAN	RAHIMYAR KHAN	PB/72/18/170	M	168	08-06-18	7+	24-07-18	26-07-18	NVI	N	N	Y	Y	104
45	RYKHAN	LIAQUAITPUR	PB/72/18/172	M	120	12-06-18	7+	29-07-18	30-07-18	NVI	N	Y	Y	Y	100
46	SAHIWAL	CHICHAWATNI	PB/65/18/057	M	20	02-04-18	7+	LATE NOTIFIED			N	Y	Y	Y	171
47	SHEIKHUPURA	SAFDARABAD	PB/33/18/055	M	24	27-05-18	7+	10-06-18	14-06-18	EV	Y	Y	Y	Y	116
48	SHEIKHUPURA	FEROZEWALA	PB/33/18/070	F	48	16-06-18	7+	04-07-18	05-07-18	EV	Y	N	Y	Y	96
49	SHEIKHUPURA	MURIDKE	PB/33/18/067	F	84	13-06-18	7+	05-07-18	07-07-18	NVI	Y	Y	Y	Y	99
50	TTSINGH	GOJRA	PB/52/18/065	M	74	20-06-18	7+	DIED BEFORE STOOL			N	Y	Y	DIED	92
51	TTSINGH	TT SINGH	PB/52/18/067	M	54	19-05-18	7+	28-06-18	29-06-18	NVI	N	Y	Y	Y	124
52	TTSINGH	PIR MAHAL	PB/52/18/077	F	84	20-06-18	7+	21-07-18	22-07-18	EV	N	N	Y	Y	92
53	DADU	MEHAR	SD/24/18/045	F	74	28-04-18	7+	14-08-18	15-08-18	EV	Y	Y	Y		145
54	JACOBABAD	GARHI KHAIRO	SD/53/18/048	M	12	11-06-18	7+	LATE NOTIFIED			Y	Y	Y		101
55	JAMSHORO	THANO BULA KHAN	SD/25/18/032	F	13	20-03-18	7+	14-04-18	15-04-18	EV	N	Y	Y	Y	184
56	JAMSHORO	THANO BULA KHAN	SD/25/18/033	M	8	10-04-18	7+	DIED BEFORE STOOL			Y	Y	Y	DIED	163
57	KAMBAR	MIRO KHAN	SD/55/18/014	F	13	16-02-18	7+	DIED BEFORE STOOL			Y	N	N	DIED	216
58	KAMBAR	SHAH DADKOT	SD/55/18/038	M	24	06-06-18	7+	LATE NOTIFIED			N	N	Y		106
59	KAMBAR	KAMBAR	SD/55/18/047	M	18	03-06-18	7+	07-07-18	09-07-18	NVI	Y	Y	Y		109
60	KAMBAR	WARAH	SD/55/18/061	F	36	24-05-18	7+	LATE NOTIFIED			N	Y	Y	Y	119
61	KHIGADAP	GADAP	SD/63/18/026	M	84	01-06-18	7+	11-06-18		NVI	N	N	Y	DIED	111
62	KHIGADAP	GADAP	SD/63/18/036	F	36	02-06-18	7+	LATE NOTIFIED			Y	Y	Y	Y	110
63	KHINORTH	NORTH	SD/73/18/012	F	50	20-06-18	7+	DIED BEFORE STOOL			N	N	Y	DIED	92
64	MATIARI	SAEEDABAD	SD/28/18/025	M	120	20-04-18	7+	24-05-18	25-05-18	NVI	Y	Y	UK	Y	153
65	SBENAZIRABAD	NAWABSHAH	SD/44/18/035	M	60	11-05-18	7+	LATE NOTIFIED			Y	Y	Y	Y	132
66	SUJAWAL	SUJAWAL	SD/79/18/058	F	36	18-05-18	7+	09-06-18	10-06-18	NVI	Y	Y	Y	Y	125
67	SUJAWAL	SHAH BUNDER	SD/79/18/077	M	11	10-06-18	7+	28-07-18	29-07-18	EV	Y	Y	Y	Y	102
68	UMERKOT	PITHORO	SD/34/18/037	F	84	03-06-18	7+	18-07-18	19-07-18	NVI	Y	Y	Y	Y	109
69	BATAGRAM	ALLAI	KP/11/18/020	M	13	01-04-18	7+	DIED BEFORE STOOL			Y	N	UK	Y	172
70	BATAGRAM	ALLAI	KP/11/18/024	M	24	20-05-18	7+	LATE NOTIFIED			N	Y	Y	Y	123
71	CHITRAL	CHITRAL	KP/21/18/019	F	156	26-03-18	7+	DIED BEFORE STOOL			Y	N	Y		178
72	DIRLOWER	TIMERGARA	KP/23/18/082	F	15	01-05-18	7+	DIED BEFORE STOOL			Y	Y	Y	Y	142
73	KARAK	KARAK	KP/51/18/026	F	18	11-06-18	7+	03-07-18	04-07-18	EV	N	Y	Y	Y	101
74	KOHISTAN	DASSU	KP/13/18/006	M	164	25-02-18	7+	21-03-18	22-03-18	NVI	Y	N	N	Y	207
75	LAKKIMRWT	SERAI NAURANG	KP/62/18/019	M	10	20-02-18	7+	25-03-18	26-03-18	EV	Y	Y	Y	Y	212
76	LAKKIMRWT	SERAI NAURANG	KP/62/18/028	M	12	10-03-18	7+	17-04-18	18-04-18	NVI	Y	Y	Y	Y	194
77	LAKKIMRWT	LAKKI MARWAT	KP/62/18/035	M	20	28-02-18	7+	DIED BEFORE STOOL			Y	Y	Y	Y	204
78	LAKKIMRWT	LAKKI MARWAT	KP/62/18/052	M	21	23-03-18	7+	LATE NOTIFIED			UK	Y	Y	Y	181
79	LAKKIMRWT	LAKKI MARWAT	KP/62/18/056	F	12	15-04-18	7+	DIED BEFORE STOOL			UK	N	Y	Y	158
80	LAKKIMRWT	SERAI NAURANG	KP/62/18/061	F	30	01-06-18	7+	27-06-18	29-06-18	EV	Y	Y	Y	Y	111
81	LAKKIMRWT	SERAI NAURANG	KP/62/18/063	M	108	06-06-18	7+	21-06-18	22-06-18	NVI	Y	Y	Y	Y	106
82	LAKKIMRWT	LAKKI MARWAT	KP/62/18/058	M	26	24-05-18	7+	25-06-18	26-06-18	EV	Y	Y	Y	Y	119
83	MALAKAND	BATKHELA	KP/20/18/034	M	57	17-06-18	7+	13-07-18	14-07-18	NVI	Y	N	Y	Y	95
84	MALAKAND	BATKHELA	KP/20/18/039	M	16	11-05-18	7+	LATE NOTIFIED			Y	Y	Y	Y	132

* Afp.rec Data as of 24-09-2018

€ Based on recall of parents

60 days Follow-up not done

FUP = Residual Weakness at 60 days follow up.

**Table 7.4: AFP CASES PENDING FOR CLASSIFICATION
WITH DATE OF ONSET MORE THAN 90 DAYS* 2018 Page (3/3)**

S. No	DISTRICT	TEHSIL	EPID	SEX	AGE	DONSET	DOSESE€	DSTOOL1	DSTOOL2	LAB	FEVER	ASYM	PROG	FUP	PEND (DAYS)
85	MARDAN	MARDAN	KP/40/18/109	F	6	05-06-18	5	30-06-18	01-07-18	NVI	N	N	Y	Y	107
86	NOWSHERA	NOWSHERA	KP/32/18/038	M	18	20-04-18	7+	04-05-18	05-05-18	NVI	Y	Y	N	Y	153
87	NOWSHERA	NOWSHERA	KP/32/18/051	M	13	27-04-18	7+	06-06-18	07-06-18	EV	Y	Y	Y	Y	146
88	NOWSHERA	NOWSHERA	KP/32/18/068	F	61	11-06-18	7+	17-07-18	18-07-18	EV	N	Y	Y		101
89	PESHAWAR	PESHAWAR	KP/30/18/139	M	10	04-06-18	7+	19-06-18	20-06-18	NVI	Y	Y	Y	Y	108
90	PESHAWAR	PESHAWAR	KP/30/18/176	M	23	20-04-18	7+	LATE NOTIFIED			N	Y	Y	Y	153
91	HAVELI	HAVAILI	AJ/51/18/006	M	77	14-06-18	7+	27-06-18	29-06-18	NVI	Y	N	Y	Y	98
92	POONCH	ABBASPUR	AJ/40/18/007	M	24	20-01-18	7+	07-02-18	08-02-18	NVI	Y	Y	Y	Y	243
93	HUNZA	ALIABAD	GB/72/18/001	F	12	15-01-18	7+	04-03-18	05-03-18	NVI	UK	Y	UK	Y	248
94	CDA	CDA	IB/01/18/022	M	68	04-06-18	7+	15-06-18	20-06-18	EV	N	Y	Y		108
95	BAJOUR	WARA MAMOUND	FT/33/18/047	F	3	05-06-18	2	23-06-18	24-06-18	NVI	Y	Y	Y	Y	107
96	FR BANNU	FR BANNU	FT/69/18/021	M	18	09-05-18	7+	07-07-18	08-07-18	NVI	N	Y	UK		134
97	KHYBER	BARA	FT/34/18/031	M	10	15-02-18	7+	14-03-18	15-03-18	NVI	Y	Y	Y	Y	217
98	KURRAM	UPPER KURRAM	FT/52/18/016	M	16	26-05-18	7+	27-06-18	28-06-18	EV	N	N	UK		117

* Afp.rec Data as of 24-09-2018

€ Based on recall of parents

60 days Follow-up not done

FUP = Residual Weakness at 60 days follow up.