



**World Health  
Organization**

**Weekly  
AFP Surveillance Update  
Pakistan**

**Week 35** (*Ended on 1<sup>st</sup> Sep, 2018*)

***National Surveillance Cell***

World Health Organization Country Office,  
Chak Shahzad, Park Road,  
Islamabad, Pakistan

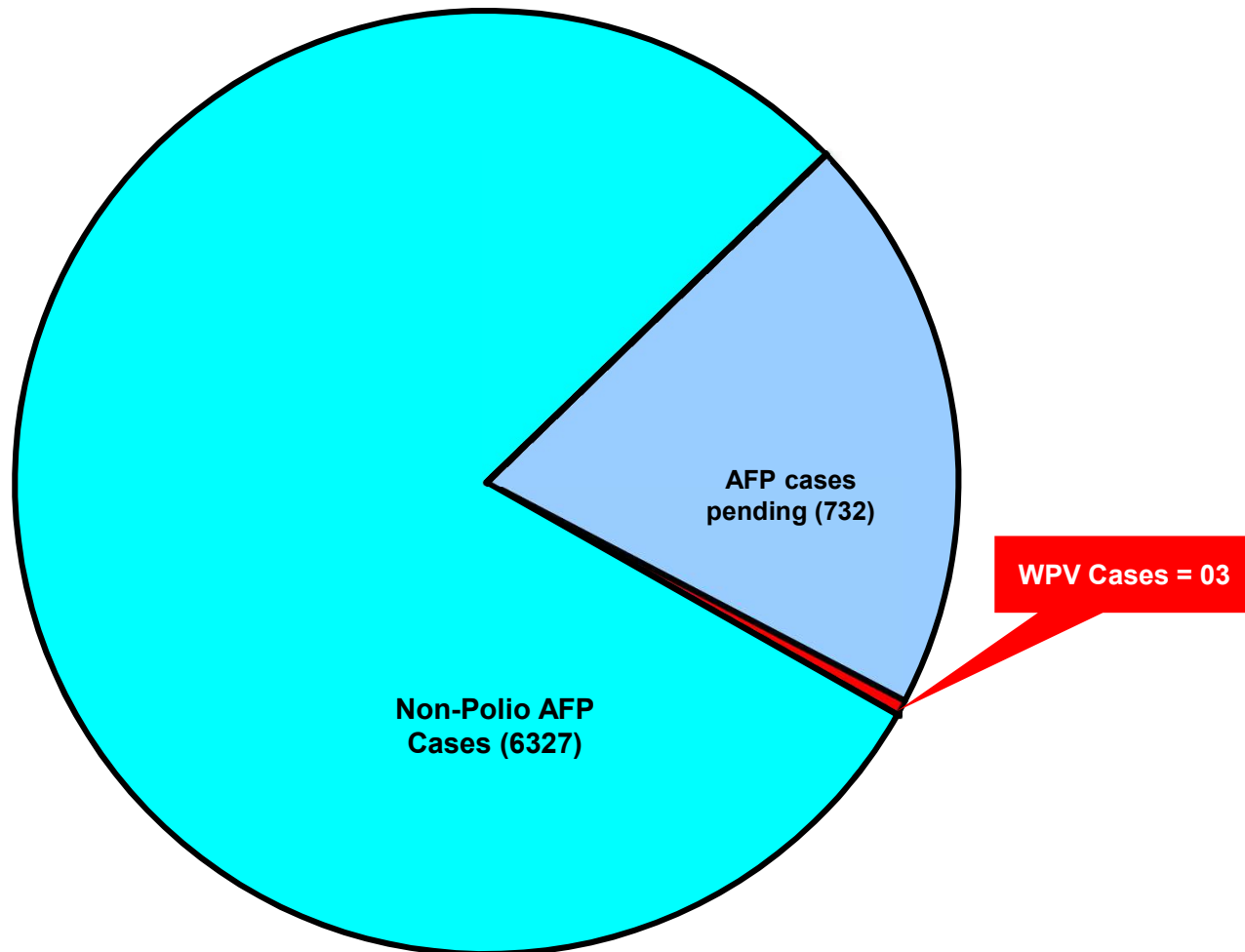
Tel: +92-51 9255123 / 9255282 /9255184

AFP Surveillance



<http://www.emro.who.int/pak/information-resources>

# AFP Case Profile, 2018\*



**Total AFP Cases Reported = 7062**

**^ 287 Inadequate cases not due for FUP**

**^ 445 AFP Cases pending in Lab**

**^128 AFP Cases pending for classification by ERC**

\* Afp.rec Data as of 03-09-2018

## Table 1.1: List of Confirmed Polio Cases, Pakistan 2018\* (1/1)

S.NO.	PROVINCE/ REGION	DISTRICT	TEHSIL	EPID NO.	SEX	AGE (m)	DATE ONSET OF PARALYSIS	NO. OPV DOSES (based on parents recall)		FEVER	Asymmetric Paralysis	Rapid Progression	REFUSAL	WPV TYPE	GENETICS
								Routine	SIA's						Cluster
01	BALUCHISTAN	DUKI	DUKI	BN/65/18/003	M	38	08-Mar-18	0	7+	Y	Y	Y	N	NSL1	R4B5C4
02	BALUCHISTAN	DUKI	DUKI	BN/65/18/005	F	18	15-Apr-18	0	7	Y	Y	Y	N	NSL1	R4B5C4D
03	BALUCHISTAN	DUKI	DUKI	BN/65/18/007	M	18	18-May-18	0	3	Y	Y	Y	N	NSL1	R4B5C4D

\* Afp.rec Data as of 03-09-2018

# Table 3: Urgent/ITD Pending Cases (1/1)

S. #	District	Basic information							OPV doses				Urgent Field	NSC %	Prov Diagnosis	Lab update			Remarks		
		Tier	Tehsil	Union council	Epid number	Date of Onset	Age (M)	Sex	Date of 1st stool	Stool Adeq	Rt	SAs				Last 6 SAs	Last dose	Lab No.		Days Inc	Culture update
<b>Isolates pending for ITSD</b>																					
1	CHARSADA	2	CHARSADDA	SARKI TETARA	KP/31/18/100	01-Aug-18	19	M	08-Aug-18	Y	3	7+	6	02-Jul-18	N	N	MONOPLÉGIA	9220	12	L20B+	
2	HANGU	2	HANGU	KHAN BARI	KP/54/18/026	12-Aug-18	13	F	17-Aug-18	Y	3	6	6	06-Aug-18	N	N	HEMIPARÉSIS / CEREBELAR	9503	9	L20B+	
3	DGKHAN	2	DG KHAN	PAIGAN	PB/81/18/170	03-Aug-18	11	F	07-Aug-18	Y	3	7+	6	02-Jul-18	N	N	TRAUMATIC NEURITIS	9336	14	L20B+	
4	DGKHAN	2	TAUNSA	MANGROTHA	PB/81/18/173	05-Aug-18	36	F	10-Aug-18	Y	3	7+	6	04-Jul-18	N	N	PARAPARESIS	9352	14	L20B+	
5	DGKHAN	2	DG KHAN	AAU WALA	PB/81/18/174	06-Aug-18	12	M	10-Aug-18	Y	3	7+	6	03-Jul-18	N	N	TRAUMATIC NEURITIS	9345	14	L20B+	
6	DGKHAN	2	DGKHAN	RAMIN	PB/81/18/175	08-Aug-18	48	M	09-Aug-18	Y	2	7+	6	06-Aug-18	N	N	ARTHRALGIA	9350	11	L20B+	
7	MUZFARGARH	2	JATOI	BEER BAND	PB/83/18/189	02-Jul-18	9	M	10-Aug-18	N	3	7+	6	07-May-18	N	N	FOOT DROP	9367	12	L20B+	
8	MUZFARGARH	2	MUZFARGARH	THATTA	PB/83/18/175-C2		48	M	15-Aug-18	-	-	-	6	08-Aug-18	N	-	-	9539	9	L20B+	
9	MUZFARGARH	2	MUZFARGARH	CITY-2	PB/83/18/176	08-Aug-18	34	F	14-Aug-18	Y	3	7+	6	08-Aug-18	N	N	PARAPLEGIA	9536	9	L20B+	
10	GHOTKI	2	MIRPUR MATHELO	WAHI GHOTO	SD/42/18/061	03-Aug-18	12	F	09-Aug-18	Y	0	7	6	07-May-18	N	N	UNNOTICED TRAUMA	9422	11	L20B+	
11	HYDERABAD	3	QASIMABAD	QASIMABAD UC	SD/21/18/059	05-Aug-18	48	M	12-Aug-18	Y	3	7+	6	08-May-18	N	N	HEMIPLEGIA	9416	11	L20B+	
12	SUKKUR	3	NEW SUKKUR	BAGARJI	SD/41/18/056	03-Aug-18	18	F	14-Aug-18	Y	2	7+	6	03-Jul-18	N	N	MYOSITIS	9474	11	L20B+	
13	KHILIAQAT	4	LIAQAT	DAKHANA - 4	SD/70/18/015	08-Aug-18	24	F	10-Aug-18	Y	3	7+	6		N	N	INJECTION NEURITIS	9421	11	L20B+	
14	MATIARI	4	MATIARI	FAQJR NOOH	SD/28/18/037	09-Aug-18	36	F	11-Aug-18	Y	3	7+	6	07-Aug-18	N	N	Not unnoticed trauma	9389	13	L20B+	
<b>Reported urgent (by field / NSC% criteria)</b>																					
15	MUZFARGARH	2	MUZAFFARGARH	USMAN KORIA	PB/83/18/173	09-Aug-18	5	M	13-Aug-18	Y	2	3	3	09-Aug-18	N	Y	FIBRILE FITS	9366	17	UP	
16	MUZFARGARH	2	MUZFARGARH	THATTA QURESHI	PB/83/18/175	07-Aug-18	23	F		N	3	7+	6		N	N	ACUTE VIRAL MYOSITIS / PULMONARY T.B			UP	CHILD DIED BEFORE STOOL COLLECTION
17	GUJRANWALA	4	N.VIRKAN TOWN	N VIRKAN	PB/21/18/160	09-Aug-18	7	M	13-Aug-18	Y	3	3	3	09-Apr-18	N	Y	INFRA-MASCULAR INJECTION	9347	17	UP	
18	KHINORTH *	4	NORTH	GULSHAN-E-	SD/73/18/016	25-Jul-18	6	F		N	3	0	0	02-Jun-18	Y	Y	POLIO MYELITIS	8767	31	UP	REFUSAL
19	MIRPURKHAS	4	SINDRI	PHULLADYOON	SD/31/18/044	08-Aug-18	8	F	12-Aug-18	Y	1	4	4	05-May-18	N	Y	CHH-HEMIPLEGIA	9497	13	UP	
20	SHIKARPUR	4	GARHI YASIN	AMEROTE	SD/52/18/048	03-Aug-18	7	F	15-Aug-18	Y	1	5	5		N	Y	UNNOTICED TRAUMA	9501	13	UP	

\* New addition   § New results   #Data not available   % NSC Criteria = Fever, Rapid Progress, Age < 48 months and OPV Doses < 7   UP = Under process  
 Urgent (Field/NSC) / Inadequate specimens / Age 12-35 months / Zero OPV dose   OPending for genomic sequencing

As on 03-09-2018

# Point in time comparison of Polio Cases by Province/Region 2017 - 2018\*

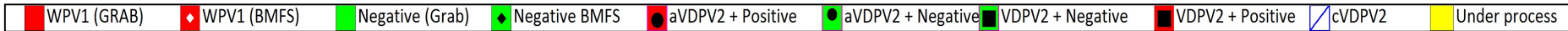
Region/ Province	No. of polio cases		No. of infected districts/towns		Most recent polio case
	2017	2018	2017	2018	
<b>Balochistan</b>	1	3	1	1	18-May-18
<b>Sindh</b>	1	0	1	0	09-Nov-17
<b>Khyber Pakhtunkhwa</b>	1	0	1	0	21-Aug-17
<b>KP-TD</b>	0	0	0	0	27-Jul -16
<b>G-Baltistan</b>	1	0	1	0	13-Feb-17
<b>Punjab</b>	1	0	1	0	28-Jan-17
<b>Pakistan</b>	<b>5</b>	<b>3</b>	<b>5</b>	<b>1</b>	<b>18-May-18</b>

Twenty additional district / town declared infected based on environmental samples in 2018

\* Afp.rec Data as of 03-09-2018

# Environmental Surveillance Results, Pakistan (Last 52 Weeks)

Sites	Proportion of WPV samples						2017												2018																																							
	2014	2015	2016	2017	2018	Last 52 Weeks	Sep			Oct			Nov			Dec			Jan			Feb			Mar			Apr			May			Jun			Jul			Aug			Sep															
	%	%	%	%	n	%	n	36	37	38	39	40	41	42	43	44	45	46	47	48	49	50	51	52	1	2	3	4	5	6	7	8	9	10	11	12	13	14	15	16	17	18	19	20	21	22	23	24	25	26	27	28	29	30	31	32	33	34
<b>CORE RESERVOIRS</b>	23	8	8	6	10	22	156	29	60																																																	
<b>BALUCHISTAN</b>	48	31	29	29	34	12	56	18	12																																																	
<b>QUETTA</b>	42	42	29	26	12	17	32	21	7																																																	
Jam-e-Salfia	25	33	13	50	6	29	2	27	3																																																	
Killi Jattak	42	58	0	0	1	43	3	27	3																																																	
Surpul	58	33	38	25	3	0	0	9	1																																																	
Railway Pul site (RP)			38	17	2	0	0	0	0																																																	
<b>KABDULAH</b>	83	13	25	54	13	7	16	17	4																																																	
Army Kaziba	100	18	17	67	8	13	1	25	3																																																	
Hadi Packet	50	8	33	42	5	0	0	9	1																																																	
<b>PISHIN</b>			50	42	5	0	0	8	1																																																	
TURWA Pishin			50	42	5	0	0	8	1																																																	
<b>KP</b>	59	20	12	5	8	73	16	61	14																																																	
<b>PESHAWAR</b>	59	35	27	35	8	73	16	61	14																																																	
Lara Ma	50	31	8	0	0	43	3	27	3																																																	
Shaheen Town	67	67	75	67	8	100	8	92	11																																																	
<b>KARACHI</b>	47	28	10	33	49	19	84	29	34																																																	
<b>KHI (BALDIA)</b>	50	8	4	18	2	13	8	17	2																																																	
Muhammad Khan Colony			18	2	13	1	17	2																																																		
<b>KHI (G.IQBAL)</b>	54	27	8	27	6	0	16	9	2																																																	
Chakora Nulla	42	17	0	36	4	0	0	9	1																																																	
Rashid Minhas Rd	67	40	17	18	2	0	0	9	1																																																	
<b>KHI (GADAAP)</b>	51	33	11	62	21	39	24	49	17																																																	
Khamiso Goth	42	25	8	27	3	0	0	8	1																																																	
Macchar Colony	45	50	17	83	10	75	6	83	10																																																	
Sorab Goth	67	50	8	73	8	43	3	55	6																																																	
<b>KHI (LANDHI)</b>	17	64	7	43	7	55	6																																																			
Bakhtawar Village		17	64	7	43	3	55	6																																																		
<b>KHI (KORANGI)</b>	0	9	1	0	7	10	1																																																			
Composit Korangi Nalla		0	9	1	0	0	10	1																																																		
<b>KHI (SITE)</b>	0	45	5	13	8	42	5																																																			
Orangi Nalla		0	45	5	13	1	42	5																																																		
<b>KHI (SADDAR)</b>	0	45	5	0	7	0	0																																																			
Hijrat Colony PIDC Nalla		0	45	5	0	0	0	0																																																		
<b>KHI (LIAQUAT)</b>	0	45	5	14	7	14	1																																																			
Haji Mureed Goth		0	45	5	14	1	14	1																																																		





## Table 2: LAB Update 2018\*

Month of Onset	AFP Cases	No virus isolated	Cases Under Process		Isolated Viruses from stools						
			Culture	ITD	Vaccine viruses		NPEV		Wild	Results within 14 days	
	n	n	n	n	n	%	n	%	n	n	%
January	1010	843	0	0	76	8	91	9%	0	1010	100%
February	892	713	0	0	74	8	105	12%	0	892	100%
March	969	768	0	0	28	3	172	18%	1	968	100%
April	984	736	0	0	31	3	217	22%	1	984	100%
May	994	724	0	0	30	3	239	24%	1	993	100%
June	782	583	0	0	18	2	181	23%	0	782	100%
July	910	565	19	1	26	3	301	33%	0	892	98%
Aug	533	94	365	13	10	2	67	13%	0	171	32%
<b>Total</b>	<b>7074</b>	<b>5026</b>	<b>384</b>	<b>14</b>	<b>293</b>	<b>4</b>	<b>1373</b>	<b>19%</b>	<b>03</b>	<b>6692</b>	<b>95%</b>

\* Data as of Sep 03, 2018



## Comparison of Environmental Sampling Results, 2017-18\*

DISTRICT	2017					2018					Last
	TOTAL	WILD			TOTAL	WILD					
	n	GRAB	BMFS	TOTAL		n	GRAB	BMFS	TOTAL		
		n	n	n	%		n	n	n	%	
LAHORE	40			0	0%	36	2		2	6%	11-Jul-18
MULTAN	24	1		1	4%	22			0	0%	9-Jan-17
DGKHAN	24			0	0%	16		1	1	6%	12-Feb-18
RAWALPINDI	18	5	2	7	39%	17	6	1	7	41%	10-Aug-18
FAISALABAD	16			0	0%	15			0	0%	2-Jul-16
SARGODHA	8			0	0%	7			0	0%	
BAHAWALPUR	9			0	0%	7			0	0%	
RAJANPUR						7			0	0%	
CDA	8	5		5	63%	8	4		4	50%	10-Aug-18
KHIGIQBAL	17	3	1	4	24%	14			0	0%	10-Oct-17
KHIGADAP	24	13		13	54%	24	9		9	38%	10-Aug-18
KHIBALDIA	8	1		1	13%	8	1		1	13%	1-Aug-18
KHILANDHI	8	4		4	50%	7	3		3	43%	30-Jul-18
KHIKORANGI	8			0	0%	6			0	0%	16-Oct-17
KHISITE	8	1		1	13%	8	1		1	13%	1-Jan-18
KHISADDAR						7			0	0%	
KHILIAQAT						7	1		1	14%	7-Mar-18
SUKKUR	20	1		1	5%	15		1	1	7%	8-Feb-18
HYDERABAD	8			0	0%	7	1		1	14%	9-Feb-18
JACOBABAD	9		1	1	11%	10	1	1	2	20%	7-Mar-18
SANGHAR	8			0	0%	1			0	0%	
DADU	8			0	0%	8			0	0%	
KAMBAR	8	1		1	13%	7	3		3	43%	9-Jul-18
PESHAWAR	19	3	2	5	26%	16	10	1	11	69%	10-Aug-18
DIKHAN	16			0	0%	16			0	0%	16-Jul-16
BANNU	7			0	0%	8		1	1	13%	31-Mar-18
KOHAT	8			0	0%	8	3		3	38%	27-Jun-18
CHARSADA	8			0	0%	7			0	0%	
MARDAN	8			0	0%	7			0	0%	
NOWSHERA	8			0	0%	7			0	0%	
KABDULAH	16	10		10	63%	15	1		1	7%	1-Jan-18
QUETTA	33	9	1	10	30%	29	5		5	17%	28-Jul-18
PISHIN	8	4		4	50%	8			0	0%	2-Oct-17
KHUZDAR	8			0	0%	7			0	0%	
LORALAI	8			0	0%	6	1		1	17%	17-Mar-18
ZHOB	8			0	0%	7			0	0%	18-Dec-17
WAZIR-S						4			0		
BAJOUR						4	2		2	50%	1-Aug-18
PAKISTAN	436	61	7	68	16%	413	54	6	60	15%	10-Aug-18

New Positive Sample

\* Afp.rec Data as of 03-09-2018

## WPV and cVDPV Cases by District in 2018

PROVINCE	DISTRICT	WPV Cases		cVDPV Cases	
		Onset of Last Case	Cases	Onset of Last Case	Cases
BALUCHISTAN	DUKKI	18-May	3		

# Map 2.1: Point in Time Comparison of Wild Polio virus, Compatible and cVDPV2 isolates

## Infected districts/Towns/Agencies/Areas

On the basis of WPV isolation

- WPV cases = 05
- Sewage water = 13 (no WPV case)
- Total = 18

## 2017

Source

AFP Surveillance

- P1 = 05
- Compatible = 0
- cVDPV Cases = -
- cVDPV Env = -

Sewage water

- Grab = 61
- BMFS = 07

## Infected districts/Towns/Agencies/Areas

On the basis of WPV isolation

- WPV cases = 01
- Sewage water = 20 (no WPV case)
- Total = 21

## 2018

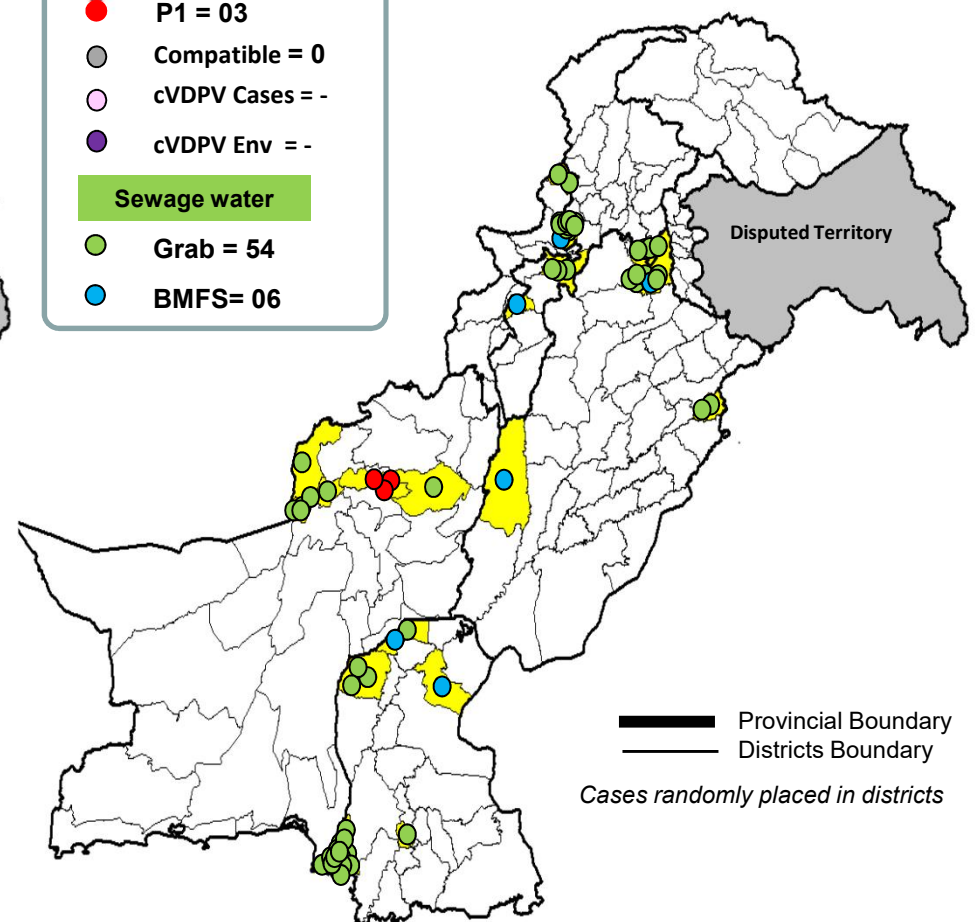
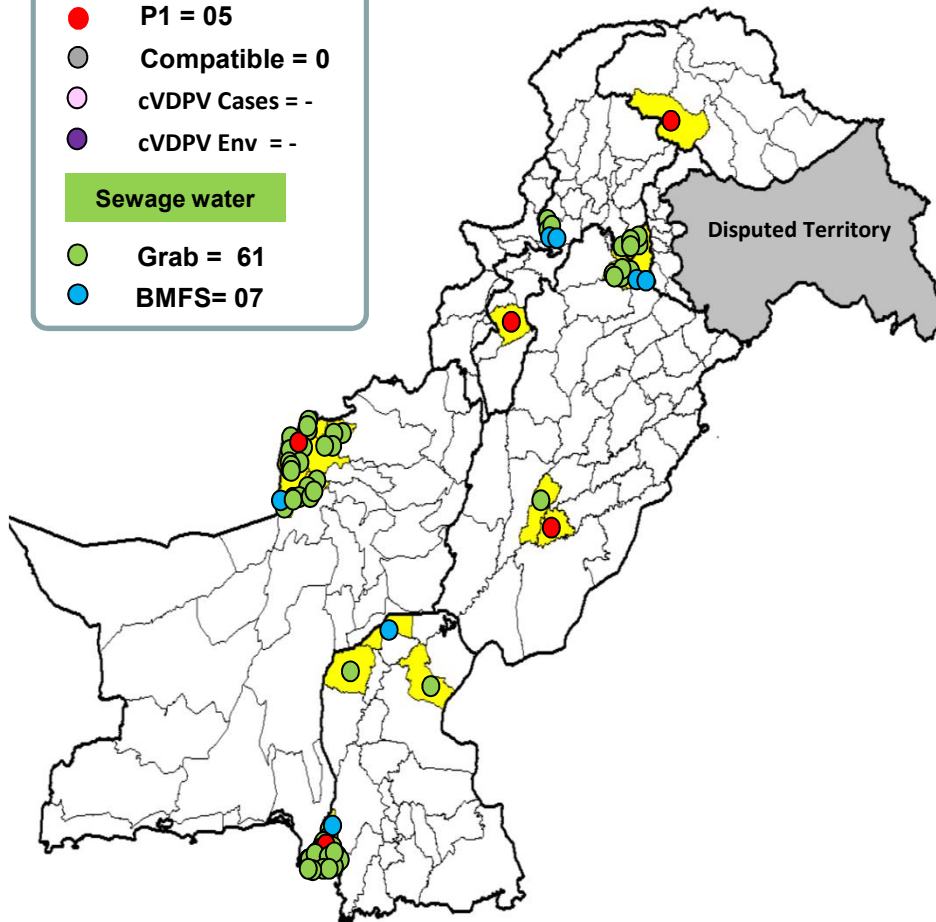
Source

AFP Surveillance

- P1 = 03
- Compatible = 0
- cVDPV Cases = -
- cVDPV Env = -

Sewage water

- Grab = 54
- BMFS = 06



— Provincial Boundary  
 — Districts Boundary

Cases randomly placed in districts




\* Afp.rec Data as of 03-09-2018

# Map1: Distribution of Wild Polio Cases Pakistan 2017-2018\*

Districts/Towns with Wild Polio Cases = 01



Province/ Country	Date of Last Case		Number of cases 2017		Number of cases 2018	
	P1	P3	P1	P3	P1	P3
KP-TD	Jul, 2016	Apr, 2012	-	-	-	-
KHYBER-PAKHTUNKHWA	Aug, 2017	Oct, 2010	01	-	-	-
SINDH	Nov, 2017	Jan, 2010	02	-	-	-
BALUCHISTAN	May, 2018	Apr, 2010	03	-	03	-
PUNJAB	Jan, 2017	Jun, 2010	01	-	-	-
AJK	Jun, 2000	Jun, 2000	-	-	-	-
GILGIT-BALTISTAN	Feb, 2017	-	01	-	-	-
ISLAMABAD	Sep, 2008	Sep, 2008	-	-	-	-
<b>PAKISTAN</b>	<b>May, 2018</b>	<b>Apr, 2012</b>	<b>08</b>	<b>-</b>	<b>03</b>	<b>-</b>

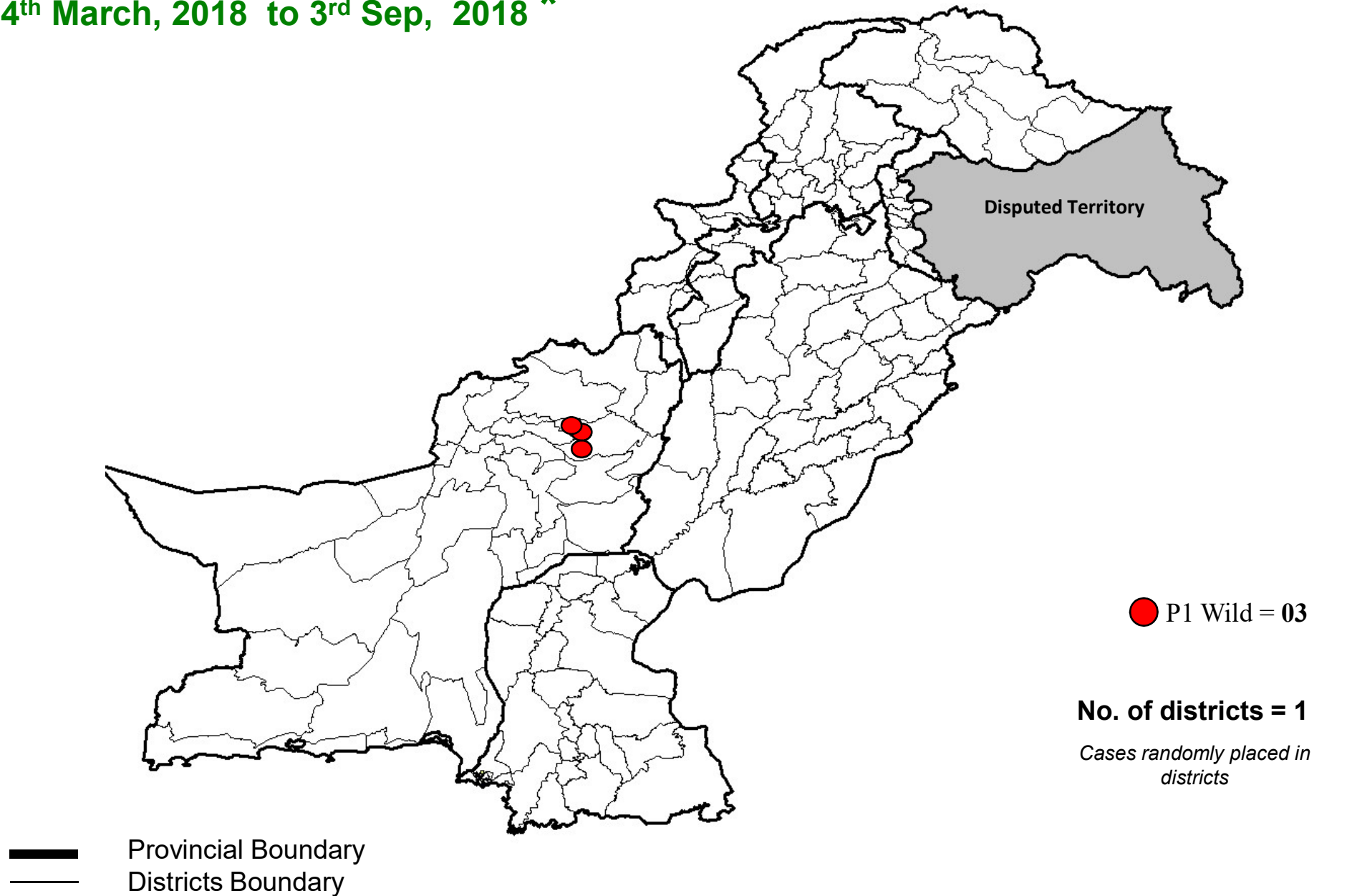
-  District with last polio case in province
-  Provincial Boundary
-  Districts Boundary

Cases randomly placed in districts

\* Afp.rec Data as of 03-09-2018

## Map 3: Wild Polio cases in the last 6 months

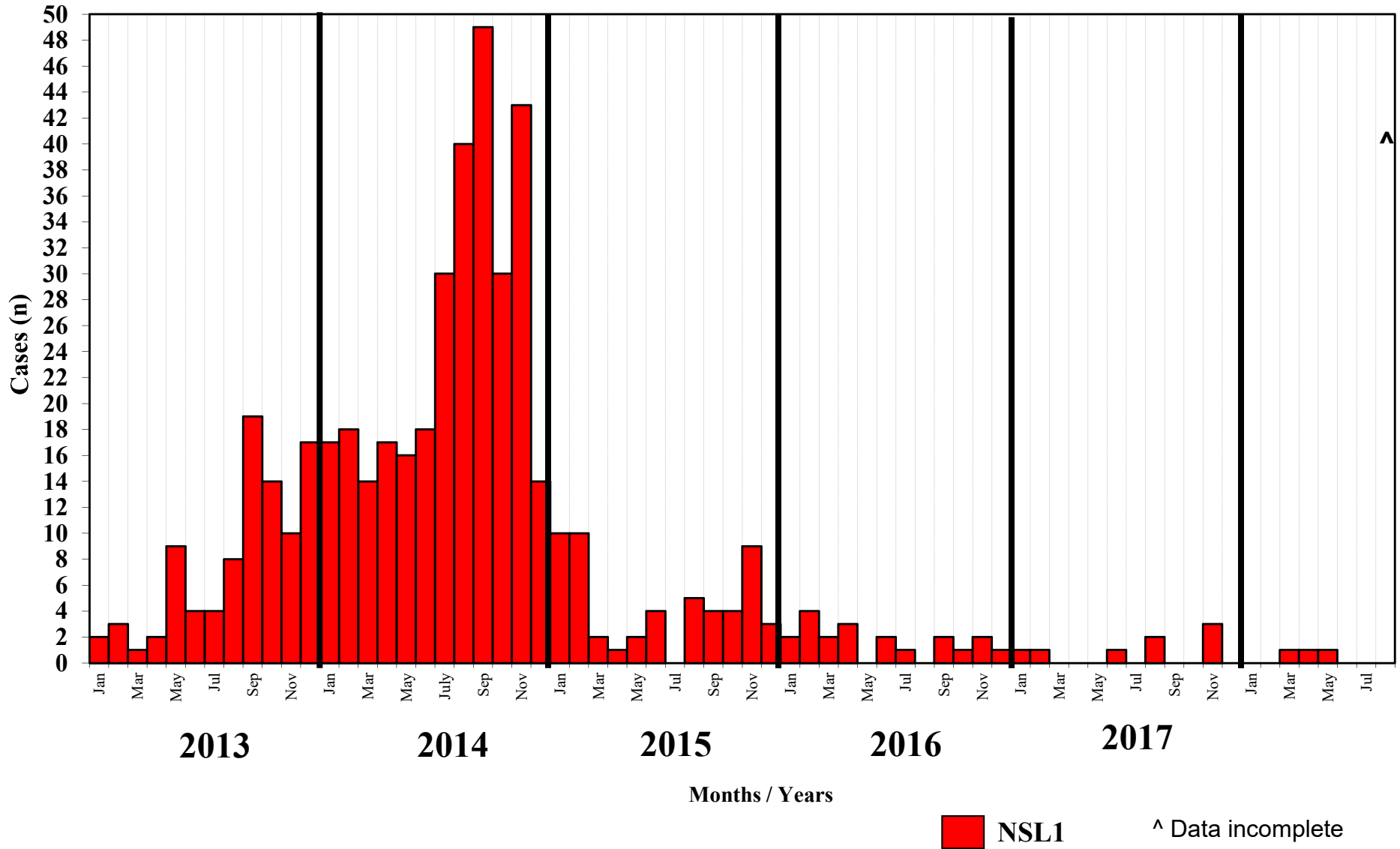
4<sup>th</sup> March, 2018 to 3<sup>rd</sup> Sep, 2018 \*



\* Afp.rec Data as of 03-09-2018

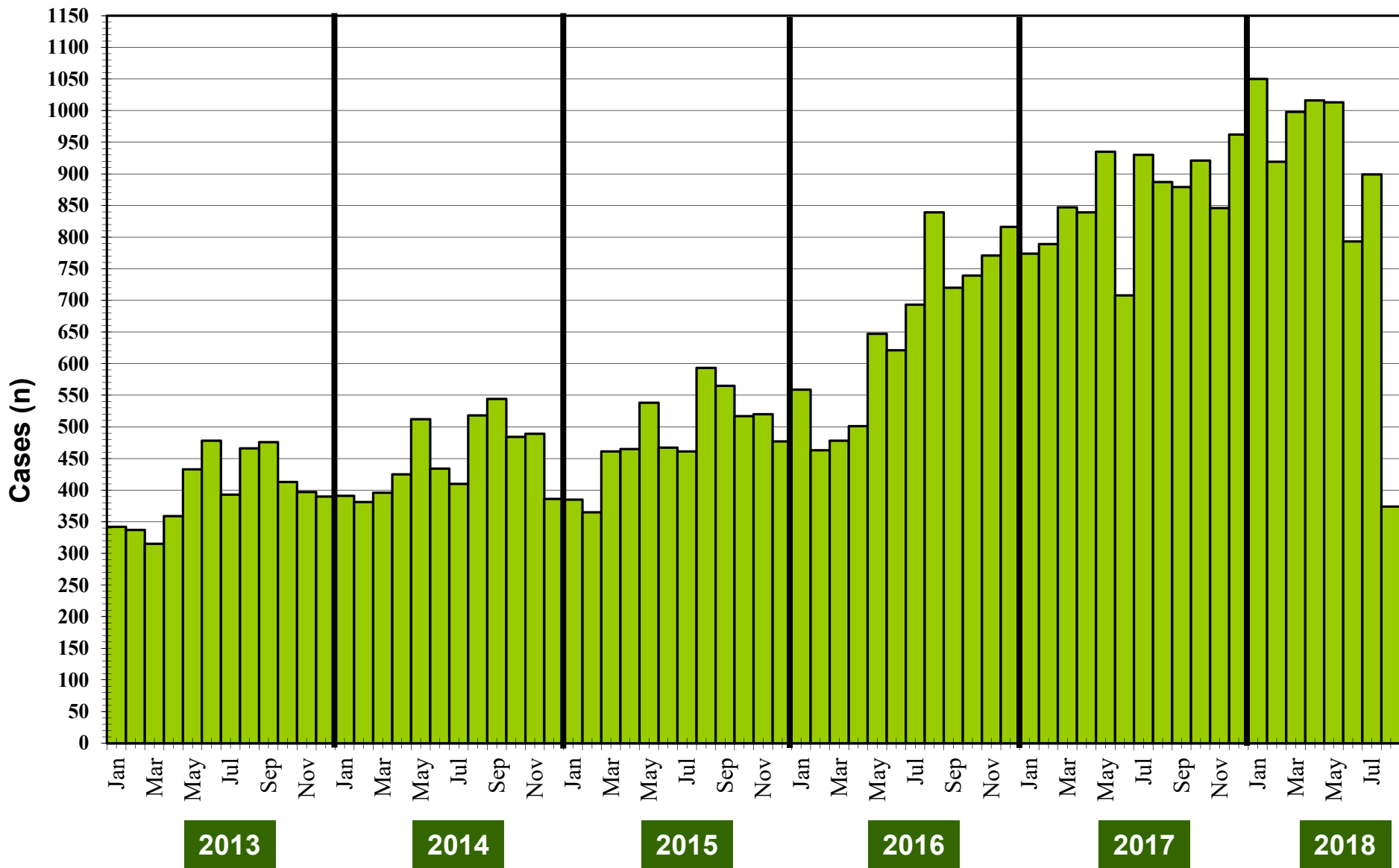
# Confirmed Polio Cases 2013-2018\*

2018



\* Afp.rec Data as of 03-09-2018

# Graph 1: Distribution of AFP Cases by Month, Pakistan 2013-2018\*



\* Afp.rec Data as of 03-09-2018

**Table 4: Distribution of AFP Cases By Week of Onset ^  
Pakistan- 2018\* [Week number / Ending on]**

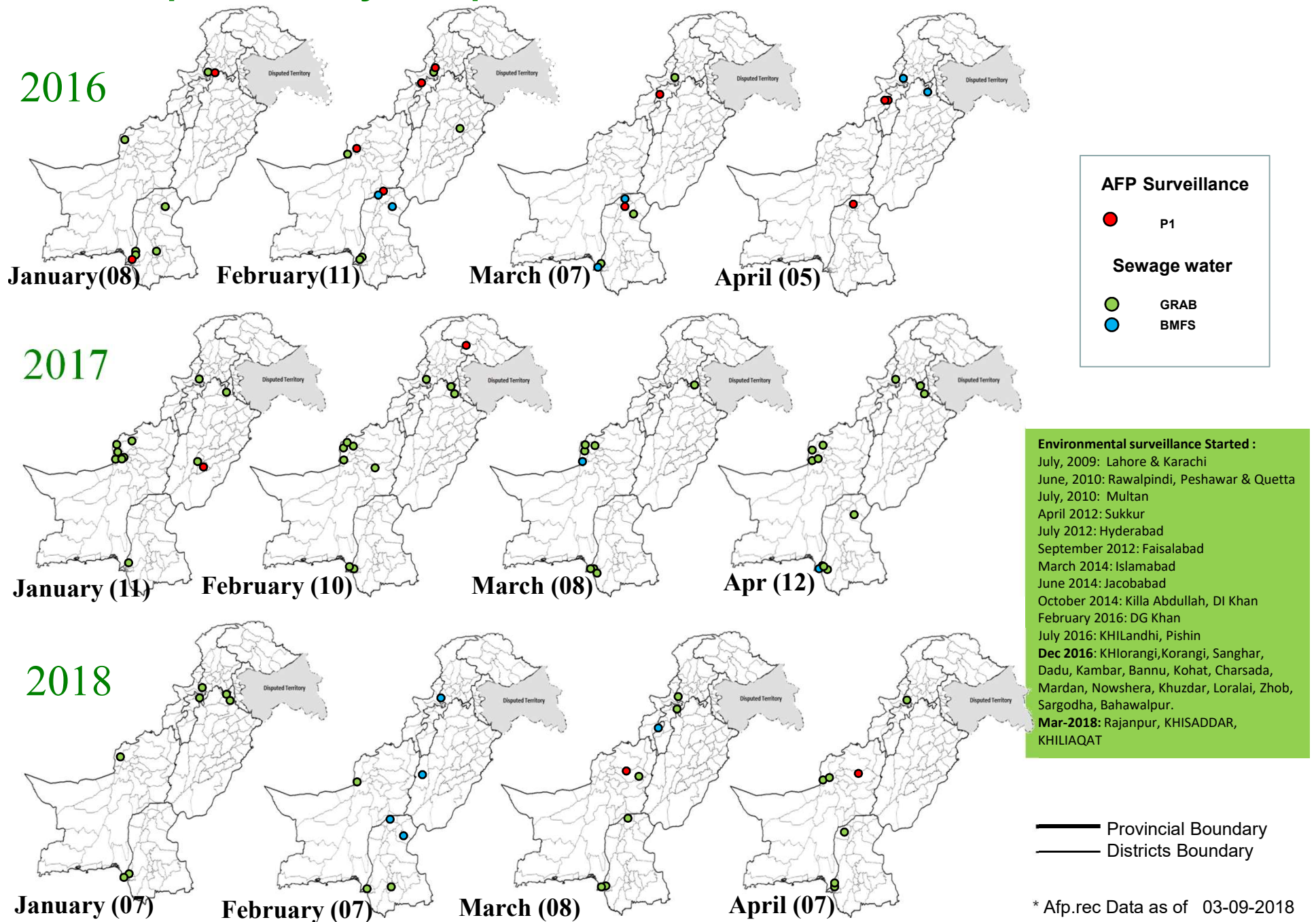
<b>PROVINCE</b>	<b>W 20 19 May 2018</b>	<b>W 21 26 May 2018</b>	<b>W 22 01 Jun 2018</b>	<b>W 23 08 Jun 2018</b>	<b>W 24 15 Jun 2018</b>	<b>W 25 22 Jun 2018</b>	<b>W 26 30 Jun 2018</b>	<b>W 27 07 Jul 2018</b>	<b>W 28 14 Jul 2018</b>	<b>W 29 21 Jul 2018</b>	<b>W 30 28 Jul 2018</b>	<b>W 31 04 Aug 2018</b>	<b>W 32 11 Aug 2018</b>	<b>W 33 18 Aug 2018</b>	<b>W 34 25 Aug 2018</b>
<b>PUNJAB</b>	103	109	96	103	92	93	78	103	87	102	92	86	88	22	4
<b>SINDH</b>	32	36	38	26	25	30	42	47	37	36	51	61	43	4	0
<b>KPAKHTUNKHWA</b>	39	38	38	35	35	39	45	48	44	26	30	58	33	15	0
<b>KPTD</b>	5	6	1	6	6	8	13	10	6	12	8	9	7	4	0
<b>BALOCHISTAN</b>	7	9	9	10	6	7	8	11	3	13	5	14	11	5	1
<b>AJK</b>	3	1	4	3	5	3	3	3	1	2	9	6	3	2	0
<b>GBALTISTAN</b>	3	2	2	0	0	2	2	2	2	2	2	1	0	0	0
<b>ISLAMABAD</b>	0	0	2	1	0	2	1	1	1	2	3	2	3	1	1
<b>PAKISTAN</b>	<b>192</b>	<b>201</b>	<b>190</b>	<b>184</b>	<b>169</b>	<b>184</b>	<b>192</b>	<b>225</b>	<b>181</b>	<b>195</b>	<b>200</b>	<b>237</b>	<b>188</b>	<b>53</b>	<b>6</b>

\* Afp.rec & Afplab.rec: Data as of 03-09-2018

^ MMWR Epidemiological Weeks

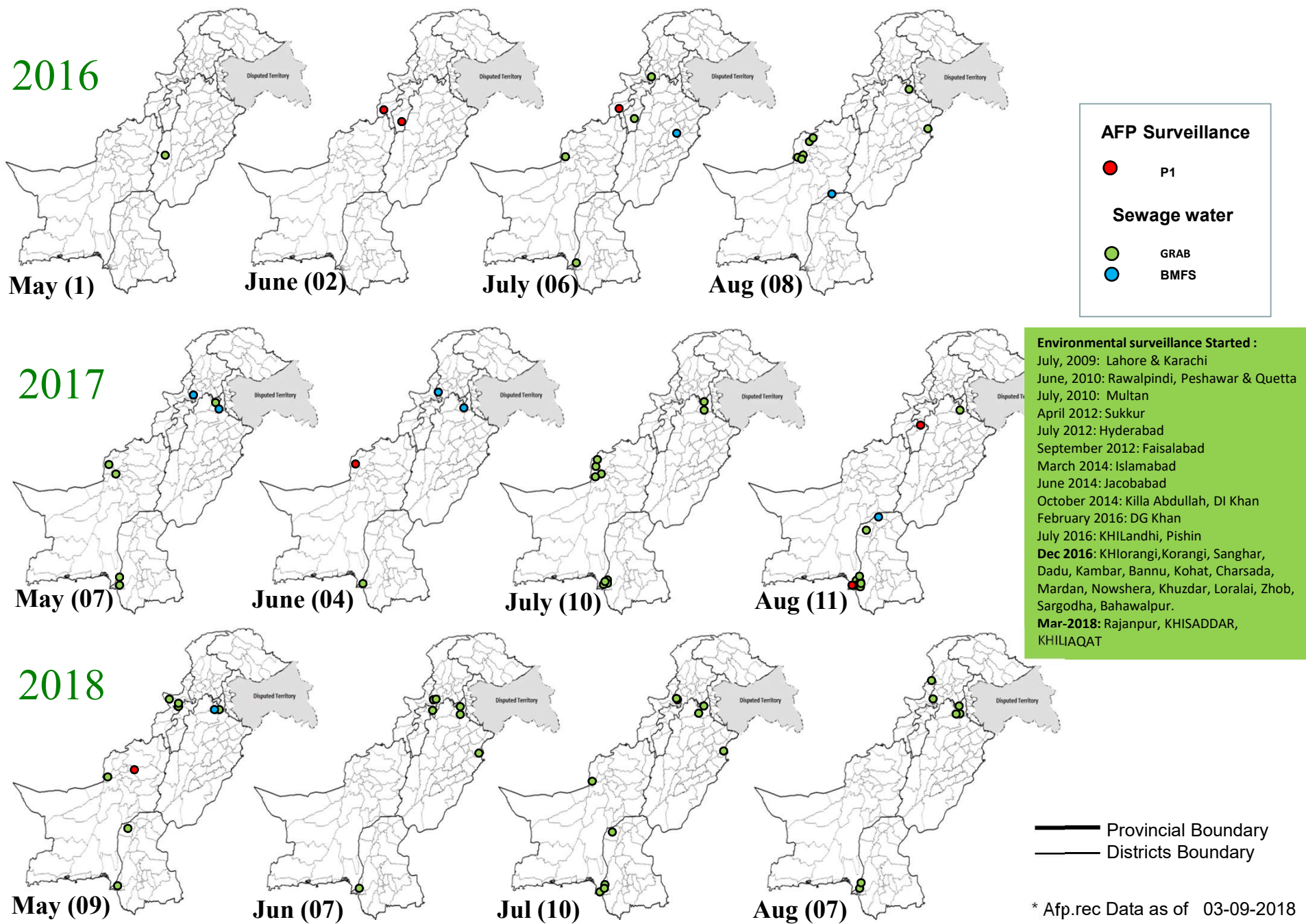


# Map 4: Monthly Comparison of Polio Cases/Isolates 2016-2018\*



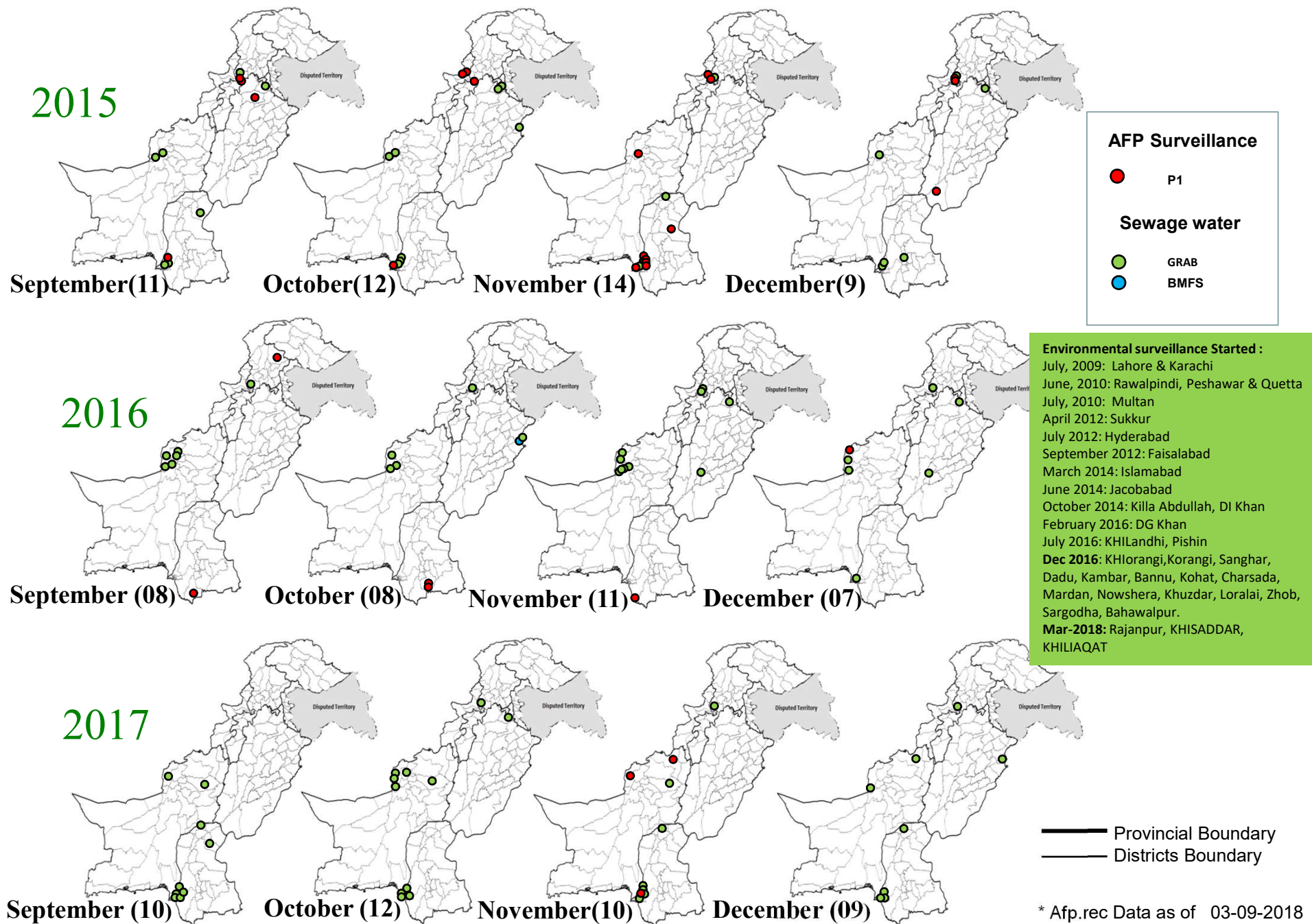
\* Afp.rec Data as of 03-09-2018

# Map 4.1: Monthly Comparison of Polio Cases/Isolates 2016-2018\*



\* Afp.rec Data as of 03-09-2018

# Map 4.2: Monthly Comparison of Polio Cases/Isolates 2015-2017\*



\* Afp.rec Data as of 03-09-2018

# Table 5: Polio Eradication Update, Pakistan 2015-2018\*

Province/Region	Polio 1			
	2015	2016	2017	2018
KP-TD	16	02	-	-
KP	17	08	01	-
SINDH	12	08	02	-
PUNJAB	02	-	01	-
BALUCHISTAN	07	02	03	03
AJK	-	-	-	-
Gilgit-Baltistan	-	-	01	-
ISLAMABAD	-	-	-	-
<b>PAKISTAN</b>	<b>54</b>	<b>20</b>	<b>08</b>	<b>03</b>

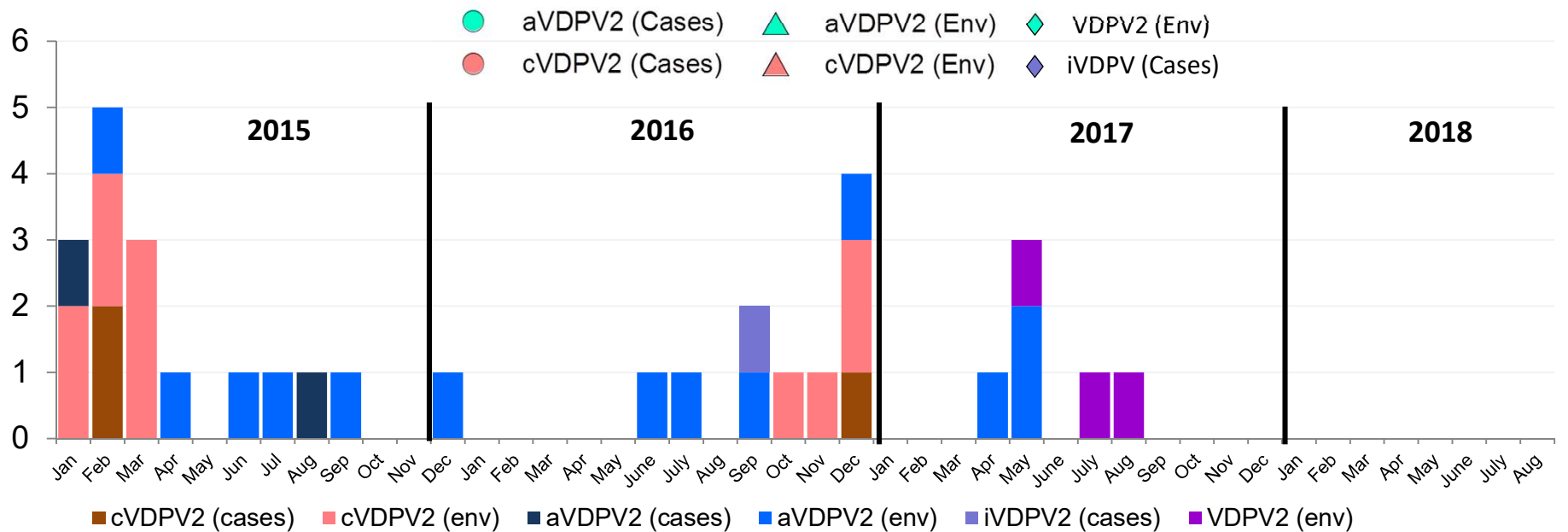
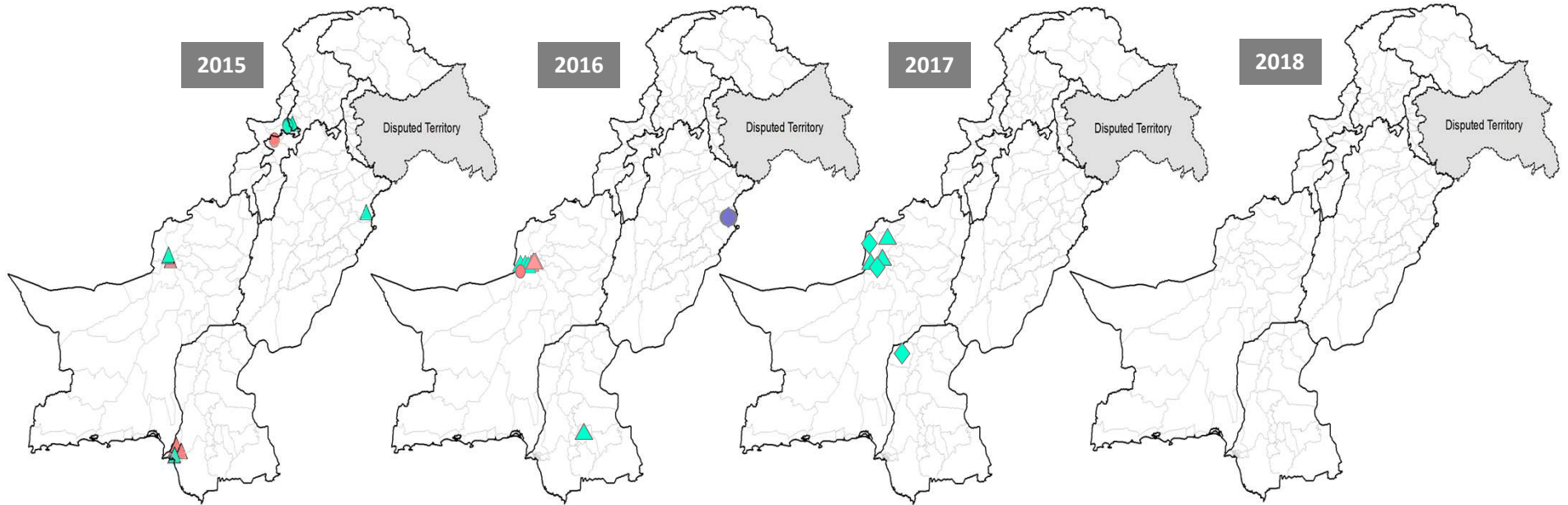


\* Afp.rec Data as of 03-09-2018

# VDPV2 isolates, 2014 to 2018\*

DISTRICT	2014				2015				2016					2017					2018			
	aVDPV-2		cVDPV-2		aVDPV-2		cVDPV-2		aVDPV-2		iVDPV-2		cVDPV-2		VDPV2		aVDPV-2		cVDPV-2			
	Cases	Env	Cases	Env	Cases	Env	Cases	Env	Cases	Env	Cases	Env	Cases	Env	Env	Cases	Env	Cases	Env			
JAFARABAD																						
MASTUNG																						
PISHIN														1								
QUETTA					2		1			3			1	4		2				1		
KABDULAH																				1		
<b>BALOCHISTAN</b>					<b>2</b>		<b>1</b>			<b>3</b>			<b>1</b>	<b>4</b>		<b>3</b>				<b>2</b>		
KHYBER	1		2		1		1															
MOHMAND																						
WAZIR-N	2		7																			
WAZIR-S	1																					
<b>KP-TD</b>	<b>4</b>		<b>17</b>		<b>1</b>		<b>1</b>															
FR BANNU			8																			
BANNU			1																			
HANGU							1															
LAKKIMRWT			1																			
PESHAWAR			1				1															
<b>KPAKHTUNKHWA</b>			<b>3</b>		<b>1</b>		<b>1</b>															
LAHORE	1						1					1										
<b>PUNJAB</b>	<b>1</b>				<b>1</b>					<b>1</b>												
KAMBAR																				1		
KHIGADAP		2	1	7																6		
KHIGIQBAL		1					2															
KHIGULBERG							1															
HYDERABAD												1										
<b>SINDH</b>		<b>3</b>	<b>1</b>	<b>7</b>	<b>1</b>	<b>2</b>	<b>6</b>			<b>1</b>										<b>1</b>		
<b>PAKISTAN</b>	<b>5</b>	<b>3</b>	<b>21</b>	<b>7</b>	<b>2</b>	<b>6</b>	<b>2</b>	<b>7</b>		<b>4</b>	<b>1</b>		<b>1</b>	<b>4</b>		<b>3</b>				<b>3</b>		

# VDPV isolates (Cases + ES), 2015 – 2018\*



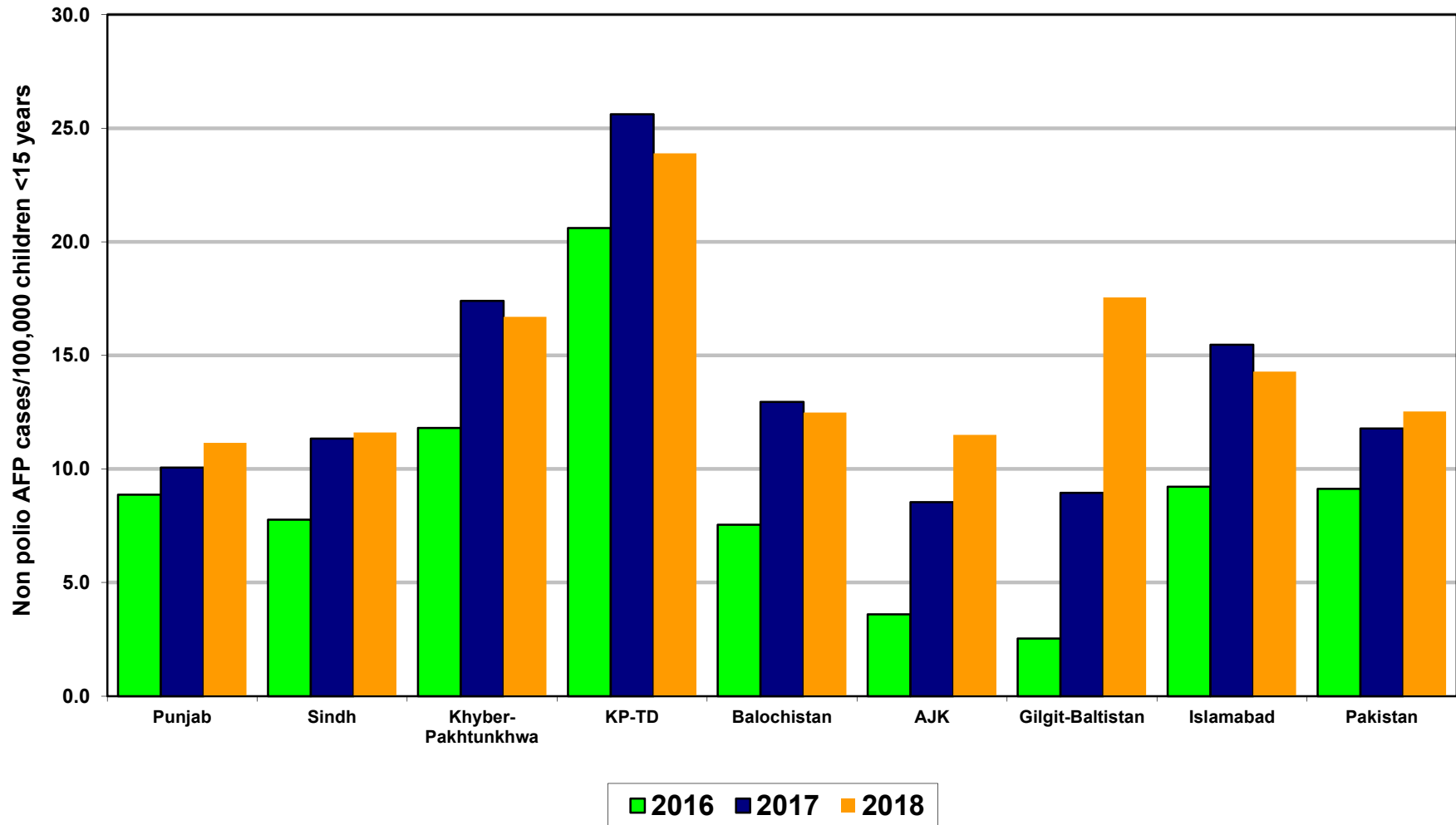
\* Afp.rec Data as of 03-09-2018

**Table 6: Vaccination status of non polio AFP cases age 6-59 months 2016-2018\***

REGION	0 dose			1-2 doses			3 doses			4-6 doses			7+ doses		
	16	17	18	16	17	18	16	17	18	16	17	18	16	17	18
Central Punjab	0%	0%	0%	0%	0%	0%	1%	1%	1%	3%	3%	2%	97%	96%	97%
North Punjab	0%	0%	0%	0%	0%	0%	0%	1%	1%	2%	2%	2%	98%	97%	96%
South Punjab	0%	0%	0%	0%	0%	0%	0%	0%	0%	2%	2%	1%	98%	98%	98%
<b>PUNJAB</b>	<b>0%</b>	<b>0%</b>	<b>0%</b>	<b>0%</b>	<b>0%</b>	<b>0%</b>	<b>0%</b>	<b>1%</b>	<b>1%</b>	<b>2%</b>	<b>2%</b>	<b>2%</b>	<b>97%</b>	<b>97%</b>	<b>97%</b>
Karachi	0%	1%	0%	1%	1%	0%	1%	1%	2%	5%	7%	5%	93%	91%	93%
North Sindh	0%	0%	0%	0%	0%	0%	0%	0%	0%	5%	3%	3%	94%	97%	97%
South Sindh	0%	0%	0%	1%	0%	0%	1%	1%	1%	6%	4%	2%	92%	95%	96%
<b>SINDH</b>	<b>0%</b>	<b>0%</b>	<b>0%</b>	<b>1%</b>	<b>0%</b>	<b>0%</b>	<b>1%</b>	<b>0%</b>	<b>1%</b>	<b>5%</b>	<b>4%</b>	<b>4%</b>	<b>93%</b>	<b>95%</b>	<b>95%</b>
Central Khyber Pakhtunkhwa	0%	0%	0%	0%	1%	0%	0%	0%	0%	1%	1%	1%	98%	98%	98%
North Khyber Pakhtunkhwa	0%	0%	0%	1%	1%	0%	0%	1%	0%	3%	4%	2%	96%	94%	98%
South Khyber Pakhtunkhwa	1%	0%	1%	2%	2%	0%	1%	2%	0%	3%	5%	3%	94%	91%	96%
<b>Khyber Pakhtunkhwa</b>	<b>0%</b>	<b>0%</b>	<b>0%</b>	<b>1%</b>	<b>1%</b>	<b>0%</b>	<b>0%</b>	<b>1%</b>	<b>0%</b>	<b>2%</b>	<b>3%</b>	<b>2%</b>	<b>96%</b>	<b>95%</b>	<b>97%</b>
<b>KP-TD</b>	<b>0%</b>	<b>0%</b>	<b>0%</b>	<b>2%</b>	<b>0%</b>	<b>0%</b>	<b>1%</b>	<b>1%</b>	<b>0%</b>	<b>9%</b>	<b>8%</b>	<b>3%</b>	<b>89%</b>	<b>91%</b>	<b>95%</b>
Rest of Balochistan	7%	3%	0%	7%	9%	3%	2%	4%	0%	23%	13%	19%	62%	71%	78%
North Balochistan	0%	4%	0%	3%	6%	2%	3%	2%	0%	10%	10%	9%	83%	78%	89%
Quetta Block	1%	0%	4%	1%	1%	0%	4%	0%	0%	10%	7%	0%	83%	92%	96%
<b>BALUCHISTAN</b>	<b>2%</b>	<b>2%</b>	<b>1%</b>	<b>3%</b>	<b>4%</b>	<b>1%</b>	<b>3%</b>	<b>3%</b>	<b>0%</b>	<b>13%</b>	<b>10%</b>	<b>9%</b>	<b>80%</b>	<b>82%</b>	<b>88%</b>
<b>PAKISTAN</b>	<b>0%</b>	<b>0%</b>	<b>0%</b>	<b>1%</b>	<b>1%</b>	<b>0%</b>	<b>1%</b>	<b>1%</b>	<b>1%</b>	<b>4%</b>	<b>4%</b>	<b>2%</b>	<b>95%</b>	<b>95%</b>	<b>96%</b>

\* Afp.rec Data as of 03-09-2018

# Non Polio AFP Rate By Province/Regions, 2016-2018\*

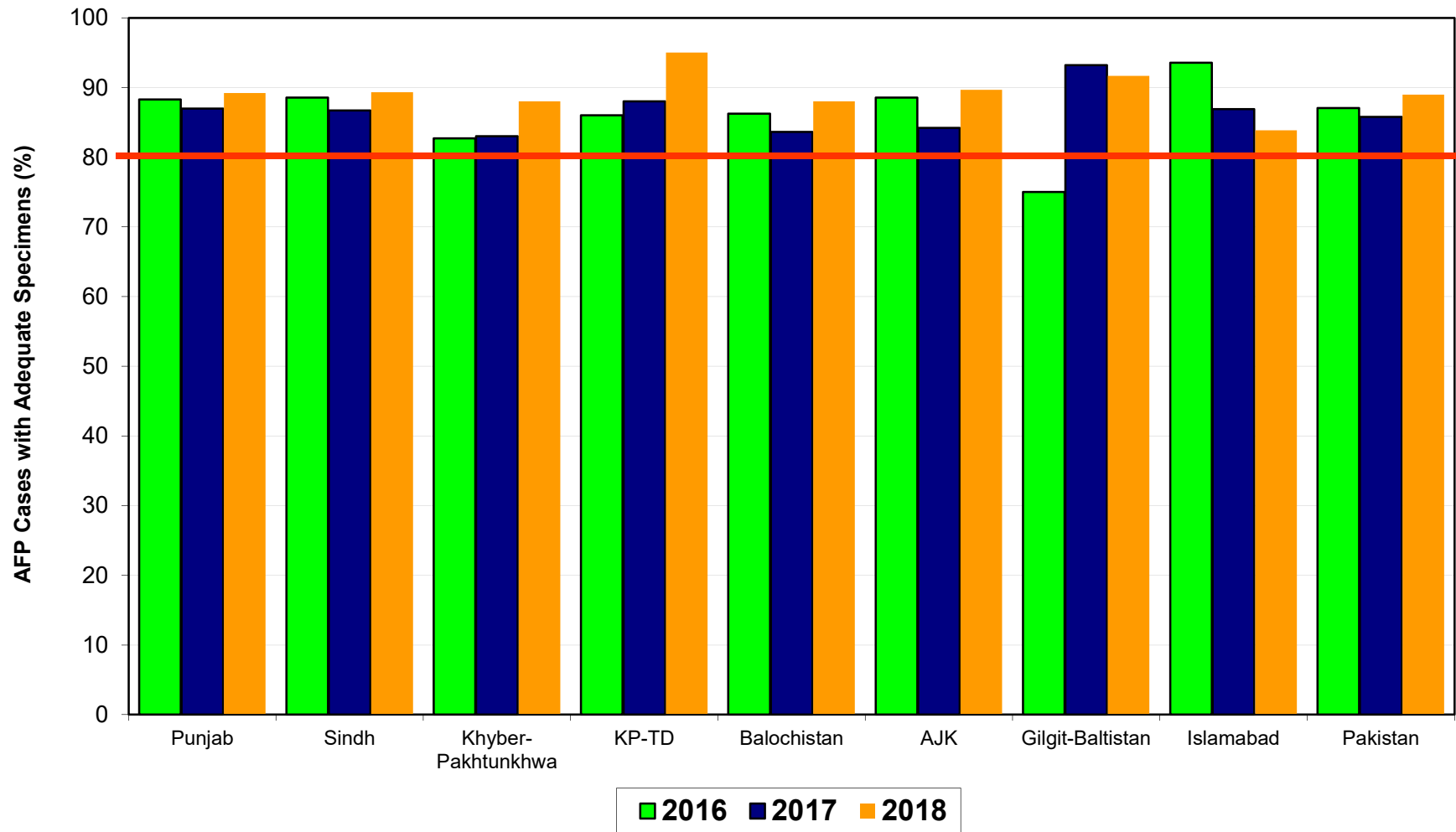


Minimum Target Non-Polio AFP Rate is 6/100000 < 15 years of the age

\* Afp.rec Data as of 03-09-2018



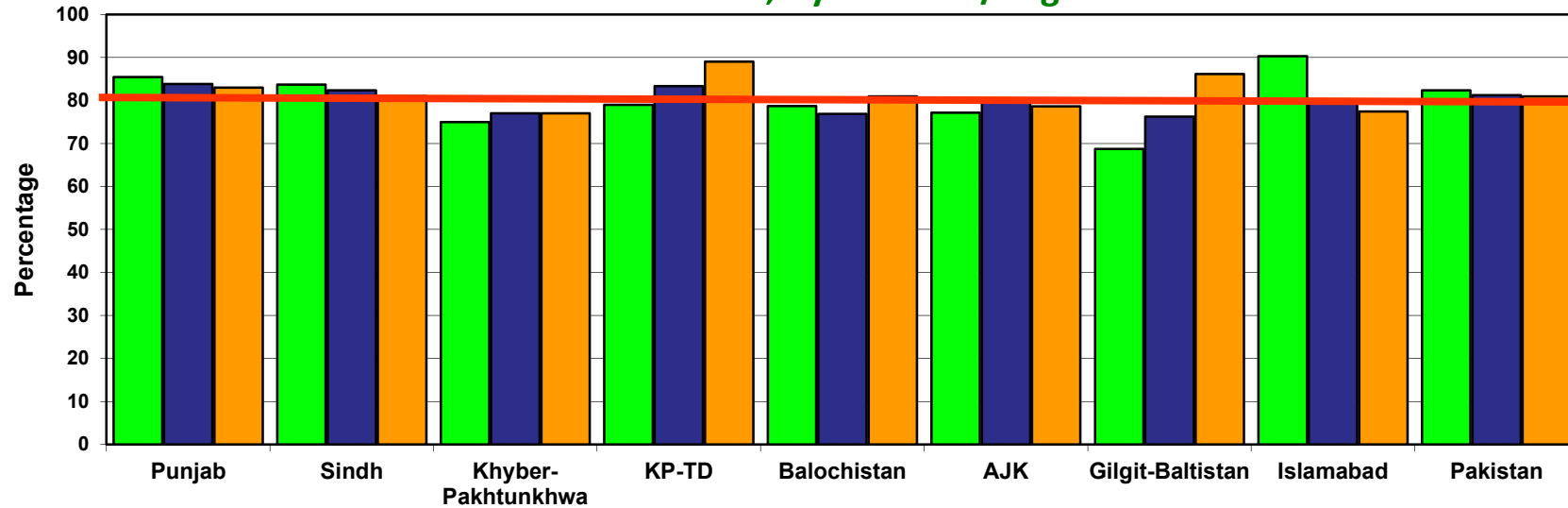
# Percent AFP Cases with Adequate Specimens By Province/Regions, 2016-2018\*



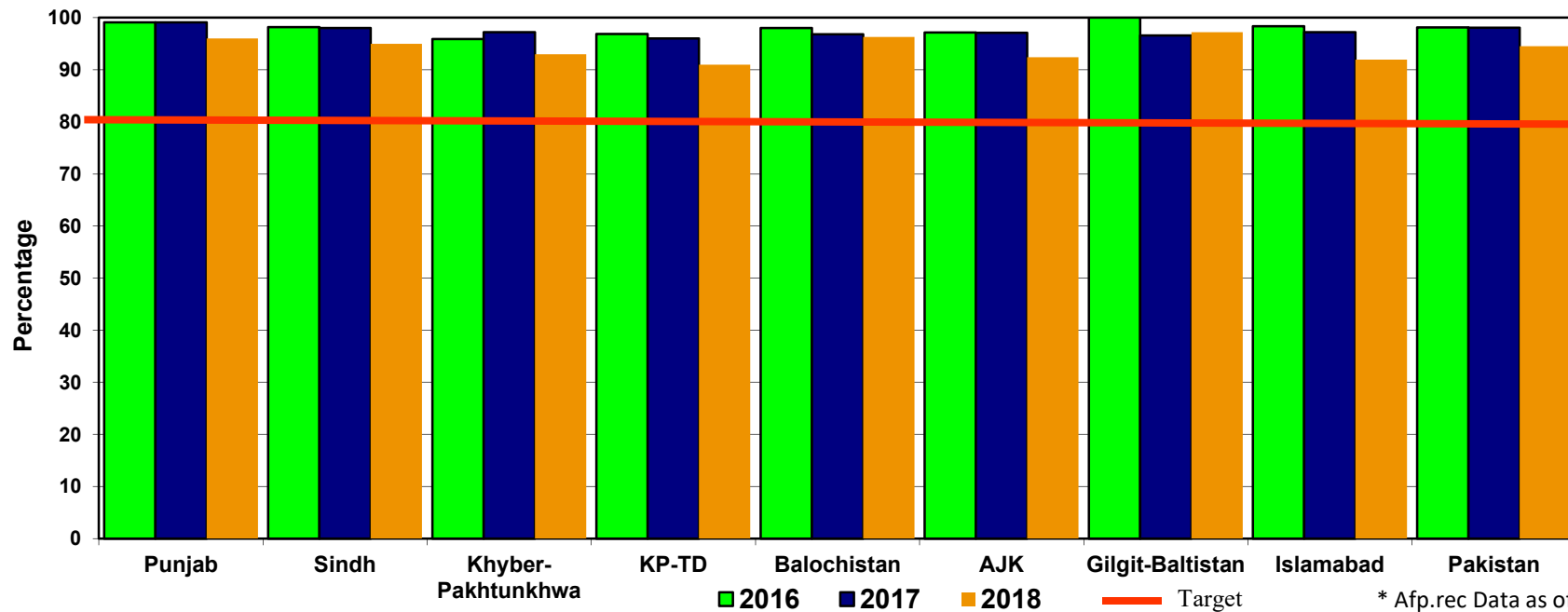
\* Afp.rec Data as of 03-09-2018

— Target Adequate Sample cases = 80%

**Graph 5: Percent AFP Cases Notified within 07 days of paralysis onset  
2016 - 2018\*; By Province/Regions**



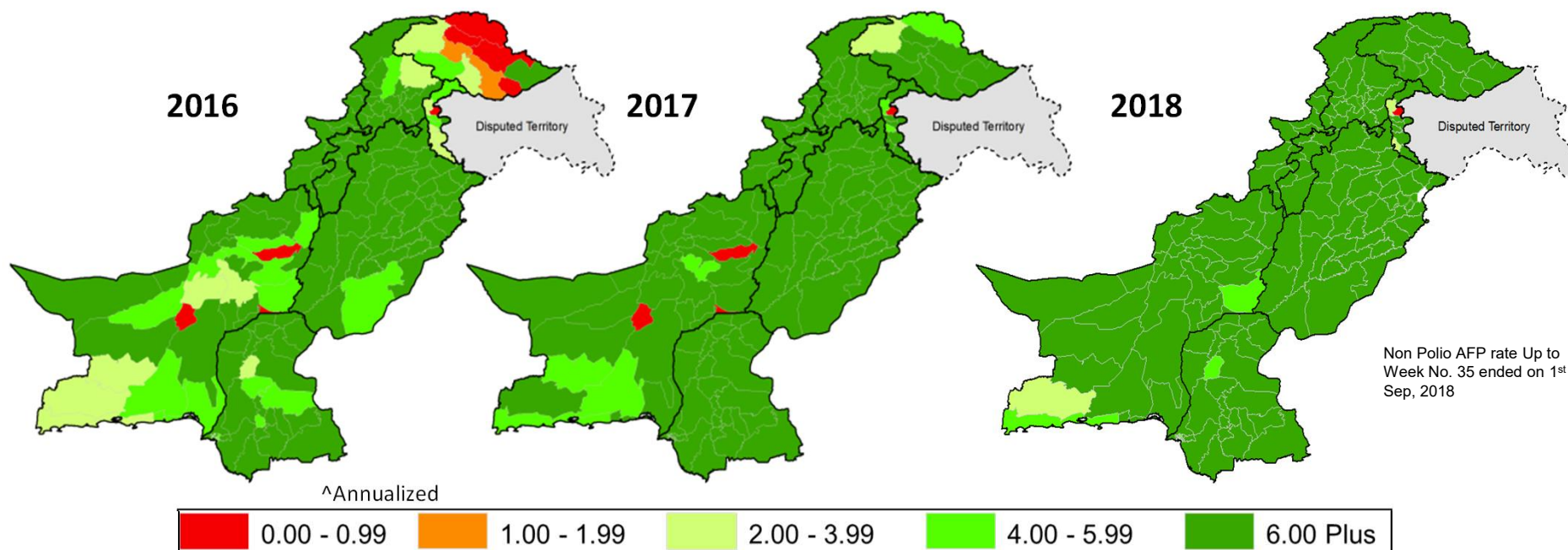
**Graph 6: Percent AFP Cases Investigated within 48 hours of notification  
2016 ~ 2018\*; By Province/Regions**



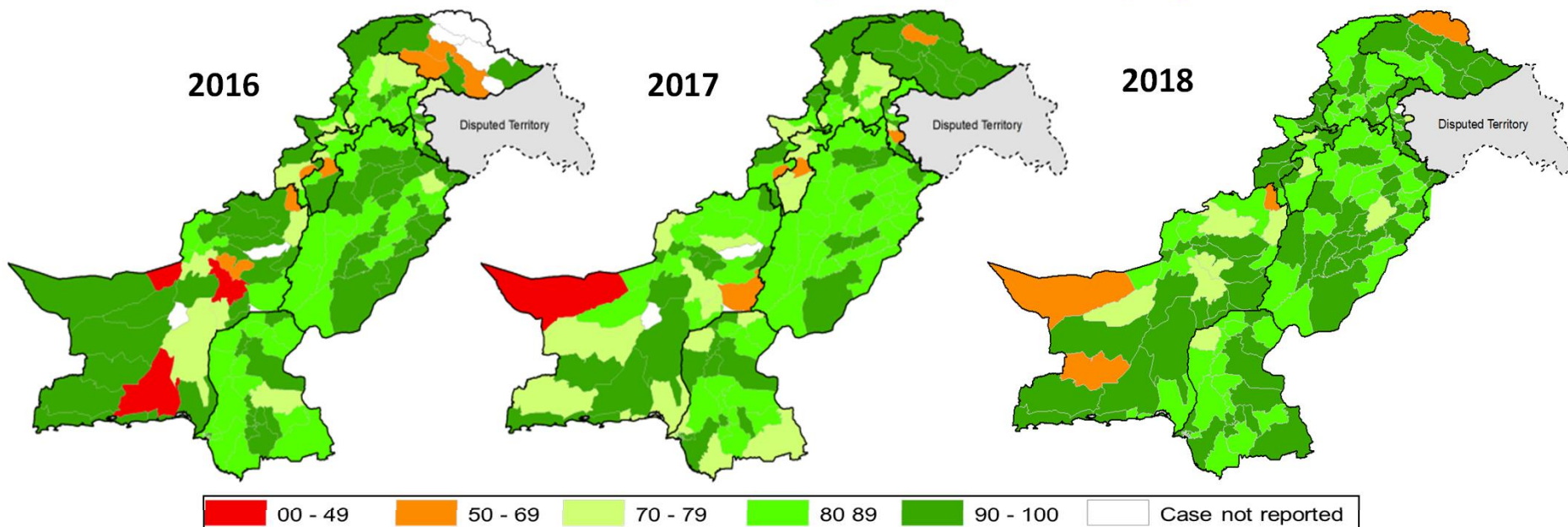
2016 2017 2018 Target

\* Afp.rec Data as of 03-09-2018

## Non-Polio ^ AFP Rate by District



## Percent AFP Cases with Adequate Specimens, by District



**Table 7.4: AFP CASES PENDING FOR CLASSIFICATION  
WITH DATE OF ONSET MORE THAN 90 DAYS\* 2018 Page (1/3)**

S. No	DISTRICT	TEHSIL	EPID	SEX	AGE	DONSET	DOSE€	DSTOOL1	DSTOOL2	LAB	FEVER	ASVM	PROG	FUP	PEND (DAYS)
1	CHITRAL	CHITRAL	KP/21/18/023	M	59	09-05-18	7+	25-06-18	26-06-18	NVI	UK	UK	UK		113
2	SWABI	SWABI	KP/41/18/061	M	78	31-05-18	7+	13-06-18	16-06-18	NVI	UK	UK	UK		91
3	BAHWLNAGAR	MINCHANABA	PB/73/18/001	M	36	05-01-18	7+				N	N	Y	DIED	237
4	BAHWLNAGAR	BAHAWALNAGAR	PB/73/18/042	F	84	04-05-18	7+	DIED BEFORE STOOL			Y	N	Y	DIED	118
5	BAHWLNAGAR	CHISHTIAN	PB/73/18/055	F	55	30-05-18	7+				Y	N	Y	DIED	92
6	BAHWLNAGAR	BAHAWALNAGAR	PB/73/18/067	F	36	01-03-18	7+	07-07-18	09-07-18	NVI	Y	N	Y		182
7	CHINIOT	LALIAN	PB/54/18/027	M	15	30-04-18	7+	06-05-18		EV	Y	N	Y	DIED	122
8	CHINIOT	BHOWANA	PB/54/18/033	M	156	27-05-18	7+	DIED BEFORE STOOL			Y	N	Y	DIED	95
9	DGKHAN	DG KHAN	PB/81/18/123	F	57	16-05-18	7+	09-06-18	10-06-18	NVI	Y	Y	Y	Y	106
10	DGKHAN	DG KHAN	PB/81/18/131	F	16	17-05-18	7+	14-06-18	15-06-18	NVI	N	Y	Y	Y	105
11	DGKHAN	DG KHAN	PB/81/18/154	F	10	17-05-18	7+				N	Y	Y	Y	105
12	DGKHAN	DG KHAN	PB/81/18/140	F	30	05-04-18	7+	LATE NOTIFIED			N	N	Y	Y	147
13	DGKHAN	DG KHAN	PB/81/18/162	M	21	20-05-18	7+				N	Y	Y	Y	102
14	FAISALABAD	TANGLIANWALA	PB/51/18/110	M	42	16-05-18	7+	02-06-18	04-06-18	NVI	Y	Y	Y	Y	106
15	FAISALABAD	FSD CITY	PB/51/18/126	F	72	07-05-18	7+	28-06-18	29-06-18	NVI	N	Y	Y	Y	115
16	FAISALABAD	FSD CITY	PB/51/18/133	M	25	17-03-18	7+	LATE NOTIFIED			Y	Y	Y	Y	166
17	GUJRANWALA	WAZIRABAD TOWN	PB/21/18/081	F	38	07-05-18	7+	19-05-18		EV	Y	Y	Y	DIED	115
18	GUJRANWALA	K.S PUR TOWN	PB/21/18/091	M	8	17-05-18	7+	31-05-18	02-06-18	NVI	Y	Y	Y	Y	105
19	GUJRANWALA	NANDIPUR TOWN	PB/21/18/128	F	166	26-05-18	7+	18-07-18	19-07-18	NVI	Y	Y	Y	Y	96
20	GUJRANWALA	K.S PUR TOWN	PB/21/18/127	M	4	30-05-18	3	16-07-18	17-07-18	EV	Y	Y	Y	Y	92
21	GUJRAT	KHARIAN	PB/23/18/038	F	58	11-03-18	7+	DIED BEFORE STOOL			N	N	Y	DIED	172
22	GUJRAT	GUJRAT	PB/23/18/066	M	63	03-05-18	7+	25-05-18	26-05-18	NVI	Y	N	Y	Y	119
23	KASUR	KASUR	PB/32/18/047	M	18	01-05-18	7+	04-06-18	05-06-18	EV	Y	N	Y	Y	121
24	KASUR	KASUR	PB/32/18/052	F	20	22-02-18	7+	LATE NOTIFIED			Y	Y	Y	Y	189
25	KHANEWAL	KHANEWAL	PB/62/18/065	M	11	26-05-18	7+	11-06-18	16-06-18	NVI	Y	Y	Y	Y	96
26	KHANEWAL	JAHANIAN	PB/62/18/072	M	6	26-05-18	7+	14-07-18	15-07-18	EV	Y	N	Y	Y	96
27	KHUSHAB	NOORPUR THUL	PB/42/18/021	M	156	17-04-18	3	09-05-18	10-05-18	NVI	Y	Y	Y	Y	135
28	KHUSHAB	NOORPUR THUL	PB/42/18/020	M	178	29-04-18	7+	26-05-18	28-05-18	NVI	Y	N	Y	Y	123
29	LAHORE	NISHTER TOWN	PB/31/18/170	F	102	04-05-18	7+	31-05-18	01-06-18	NVI	N	N	Y	Y	118
30	LAHORE	DATA GUNJBUX TOWN	PB/31/18/229	M	19	07-05-18	7+	16-07-18	17-07-18	NVI	Y	N	Y		115
31	MBDIN	M.B DIN	PB/24/18/019	F	19	04-02-18	7+	15-03-18	17-03-18	NVI	UK	N	Y	DIED	207
32	MBDIN	PHALIA	PB/24/18/024	M	19	10-03-18	7+	29-03-18	30-03-18	NVI	Y	Y	Y	Y	173
33	MIANWALI	EISAKHAIL	PB/43/18/026	M	24	02-04-18	3	20-04-18	21-04-18	NVI	Y	Y	Y	Y	150
34	MUZFARGARH	MUZAFFARGARH	PB/83/18/121	F	8	10-05-18	7+	09-06-18	10-06-18	NVI	Y	Y	Y	Y	112
35	MUZFARGARH	JATOI	PB/83/18/129	M	24	22-05-18	7+	23-06-18	24-06-18	EV	Y	Y	Y	Y	100
36	MUZFARGARH	ALIPUR	PB/83/18/136	M	18	02-05-18	7+	28-06-18	30-06-18	EV	Y	Y	Y	Y	120
37	MUZFARGARH	MUZAFFARGARH	PB/83/18/152	F	120	18-04-18	7+	LATE NOTIFIED			Y	Y	UK	Y	134
38	NANKANASAHIB	NANKANA SAHIB	PB/35/18/033	F	14	25-05-18	7+	18-07-18	20-07-18	EV	N	Y	Y		97
39	NAROWAL	SHAKARGARH	PB/26/18/049	F	7	03-03-18	7+				N	Y	Y	Y	180
40	RAJANPUR	JAM PUR	PB/82/18/081	M	22	05-04-18	7+	LATE NOTIFIED			Y	Y	Y	Y	147
41	RAJANPUR	JAM PUR	PB/82/18/087	M	20	16-04-18	7+				Y	Y	Y	Y	136
42	RAJANPUR	ROJHAN	PB/82/18/101	M	168	15-02-18	0				N	Y	UK		196

\* Afp.rec Data as of 03-09-2018

€ Based on recall of parents

60 days Follow-up not done

FUP = Residual Weakness at 60 days follow up.

**Table 7.4: AFP CASES PENDING FOR CLASSIFICATION  
WITH DATE OF ONSET MORE THAN 90 DAYS\* 2018 Page (2/3)**

S. No	DISTRICT	TEHSIL	EPID	SEX	AGE	DONSET	DOSESE	DSTOOL1	DSTOOL2	LAB	FEVER	ASVM	PROG	FUP	PEND (DAYS)
43	RYKHAN	RAHIMYAR KHAN	PB/72/18/098	M	27	13-03-18	7+	20-04-18	21-04-18	NVI	N	Y	Y	Y	170
44	RYKHAN	RAHIMYAR KHAN	PB/72/18/116	F	40	18-05-18	7+	DIED BEFORE STOOL			Y	N	Y	DIED	104
45	RYKHAN	LIAQUAITPUR	PB/72/18/131	M	108	26-05-18	7+	10-06-18	11-06-18	NVI	N	Y	Y	Y	96
46	SAHIWAL	SAHIWAL	PB/65/18/045	F	156	16-05-18	7+	01-06-18	03-06-18	NVI	N	N	Y	Y	106
47	SARGODHA	SILANWALI	PB/41/18/025	M	24	08-02-18	7+	27-03-18	28-03-18	NVI	Y	Y	Y	Y	203
48	SARGODHA	SARGODHA	PB/41/18/029	F	24	22-03-18	7+	11-04-18	12-04-18	EV	N	N	Y	Y	161
49	SARGODHA	KOT MOMIN	PB/41/18/053	F	60	28-05-18	7+	16-06-18	18-06-18	NVI	N	N	Y	Y	94
50	SHEIKHUPURA	SAFDARABAD	PB/33/18/055	M	24	27-05-18	7+	10-06-18	14-06-18	EV	Y	Y	Y	Y	95
51	BADIN	TANDO BAGO	SD/23/18/021	M	18	17-03-18	7+	31-03-18	01-04-18	NVI	Y	Y	Y	Y	166
52	DADU	MEHAR	SD/24/18/045	F	74	28-04-18	7+	14-08-18	15-08-18		Y	Y	Y	Y	124
53	GHOTKI	KHAN GARH	SD/42/18/029	F	96	26-03-18	7+	DIED BEFORE STOOL			Y	N	UK	DIED	157
54	KAMBAR	KAMBAR	SD/55/18/040	M	9	19-03-18	7+	LATE NOTIFIED			N	Y	Y	Y	164
55	KAMBAR	WARAH	SD/55/18/061	F	36	24-05-18	7+	LATE NOTIFIED			N	Y	Y	Y	98
56	KHIBALDIA	BALDIA	SD/61/18/009	F	15	01-05-18	7+	25-05-18	31-05-18	NVI	Y	N	Y	DIED	121
57	KHIBINQASIM	BINQASIM	SD/62/18/013	M	22	12-05-18	7+	03-07-18	06-07-18	NVI	Y	Y	Y	Y	110
58	KHIGADAP	GADAP	SD/63/18/014	M	21	06-01-18	7+	LATE NOTIFIED			Y	Y	UK	Y	236
59	KHINNAZIM	NNAZIM	SD/74/18/014	F	30	01-04-18	7+	DIED BEFORE STOOL			N	N	Y	DIED	151
60	KHISITE	SITE	SD/78/18/012	M	11	03-05-18	7+	DIED BEFORE STOOL			Y	N	Y	DIED	119
61	LARKANA	LARKANA	SD/51/18/041	M	22	18-05-18	7+	06-06-18	07-06-18	NVI	N	N	Y	Y	104
62	MATIARI	MATIARI	SD/28/18/023	M	60	11-05-18	7+	DIED BEFORE STOOL			UK	N	UK	DIED	111
63	MATIARI	SAEEDABAD	SD/28/18/021	M	120	20-04-18	7+	12-05-18	13-05-18	EV	N	Y	Y	Y	132
64	MIRPURKHAS	SINDRI	SD/31/18/041	M	96	02-04-18	7+	05-08-18	06-08-18	NVI	Y	N	Y	Y	150
65	SUJAWAL	SUJAWAL	SD/79/18/058	F	36	18-05-18	7+	09-06-18	10-06-18	NVI	Y	Y	Y	Y	104
66	ABOTABAD	HAWALLIAN	KP/10/18/014	F	119	26-02-18	7+	13-03-18	14-03-18	NVI	Y	Y	Y	Y	185
67	ABOTABAD	ABBOTTABAD	KP/10/18/028	M	48	06-05-18	7+	DIED BEFORE STOOL			Y	N	Y	DIED	116
68	ABOTABAD	ABBOTTABAD	KP/10/18/034	F	72	01-05-18	7+	26-05-18	27-05-18	NVI	Y	N	Y	Y	121
69	BANNU	BANNU	KP/61/18/020	M	35	11-04-18	7+	02-05-18	05-05-18	NVI	Y	N	Y	Y	141
70	BATAGRAM	BATTAGRAM	KP/11/18/013	F	84	15-01-18	7+	LATE NOTIFIED			Y	N	Y	Y	227
71	BATAGRAM	LALAI	KP/11/18/020	M	13	01-04-18	7+	LATE NOTIFIED			Y	N	UK	Y	151
72	CHARSADA	CHARSADDA	KP/31/18/051	M	18	03-04-18	7+	18-04-18	19-04-18	NVI	Y	Y	Y	Y	149
73	CHARSADA	CHARSADDA	KP/31/18/055	F	42	18-04-18	7+	25-04-18		NVI	Y	N	Y	DIED	134
74	CHARSADA	TANGI	KP/31/18/059	M	16	08-04-18	7+	25-04-18	26-04-18	NVI	Y	Y	UK	Y	144
75	CHARSADA	CHARSADDA	KP/31/18/060	M	96	03-05-18	7+	20-05-18	22-05-18	NVI	Y	N	Y	Y	119
76	CHARSADA	CHARSADDA	KP/31/18/080	M	48	29-05-18	7+	14-06-18	15-06-18	NVI	Y	Y	Y	Y	93
77	CHITRAL	CHITRAL	KP/21/18/019	F	156	26-03-18	7+	LATE NOTIFIED			Y	N	Y	Y	157
78	DIKHAN	PHARPUR	KP/60/18/037	M	29	15-04-18	7+	19-05-18	21-05-18	EV	Y	Y	Y	Y	137
79	DIKHAN	DERA ISMAIL KHAN	KP/60/18/039	F	3	20-02-18	2	LATE NOTIFIED			N	Y	Y	Y	191
80	DIRLOWER	SAMAR BAGH	KP/23/18/060	M	27	27-03-18	7+	LATE NOTIFIED			Y	Y	Y	Y	156
81	DIRLOWER	TIMERGARA	KP/23/18/066	M	18	25-04-18	7+	LATE NOTIFIED			Y	Y	Y	Y	127
82	DIRUPPER	DIR	KP/25/18/029	F	10	09-05-18	7+	28-05-18	29-05-18	NVI	Y	Y	UK	LOST	113
83	DIRUPPER	DIR	KP/25/18/039	M	36	02-04-18	7+	LATE NOTIFIED			N	Y	N	Y	150
84	HANGU	THALL	KP/54/18/020	F	15	05-05-18	7+	DIED BEFORE STOOL			Y	N	Y	DIED	117

\* Afp.rec Data as of 03-09-2018

€ Based on recall of parents

60 days Follow-up not done

FUP = Residual Weakness at 60 days follow up.

**Table 7.4: AFP CASES PENDING FOR CLASSIFICATION  
WITH DATE OF ONSET MORE THAN 90 DAYS\* 2018 Page (3/3)**

S. No	DISTRICT	TEHSIL	EPID	SEX	AGE	DONSET	DOSESE€	DSTOOL1	DSTOOL2	LAB	FEVER	ASPM	PROG	FUP	PEND (DAYS)
85	KOHAT	KOHAT	KP/50/18/034	M	8	22-03-18	7+	LATE NOTIFIED			N	N	Y	Y	161
86	KOHISTAN	DASSU	KP/13/18/006	M	164	25-02-18	7+	21-03-18	22-03-18	NVI	Y	N	N	Y	186
87	LAKKIMRWT	SERAI NAURANG	KP/62/18/019	M	10	20-02-18	7+	25-03-18	26-03-18	EV	Y	Y	Y	Y	191
88	LAKKIMRWT	LAKKI MARWAT	KP/62/18/042	F	12	07-04-18	7+	23-05-18	24-05-18	NVI	Y	Y	Y	Y	145
89	LAKKIMRWT	LAKKI MARWAT	KP/62/18/035	M	20	28-02-18	7+				Y	Y	Y	Y	183
90	LAKKIMRWT	LAKKI MARWAT	KP/62/18/052	M	21	23-03-18	7+	LATE NOTIFIED			UK	Y	Y	Y	160
91	LAKKIMRWT	LAKKI MARWAT	KP/62/18/056	F	12	15-04-18	7+				UK	N	Y	Y	137
92	LAKKIMRWT	LAKKI MARWAT	KP/62/18/058	M	26	24-05-18	7+	25-06-18	26-06-18	EV	Y	Y	Y	Y	98
93	MALAKAND	BATKHELA	KP/20/18/039	M	16	11-05-18	7+	LATE NOTIFIED			Y	Y	Y		111
94	MARDAN	MARDAN	KP/40/18/036	M	6	04-02-18	7+	08-03-18	09-03-18	VACC	N	Y	Y	Y	207
95	MARDAN	TAKHT BAHI	KP/40/18/067	M	37	07-03-18	7+	24-04-18	25-04-18	EV	Y	N	Y	Y	176
96	MARDAN	MARDAN	KP/40/18/079	M	57	24-04-18	7+	10-05-18	11-05-18	NVI	Y	Y	Y	Y	128
97	MARDAN	MARDAN	KP/40/18/080	M	120	20-04-18	7+	11-05-18	13-05-18	NVI	N	Y	Y	Y	132
98	MARDAN	MARDAN	KP/40/18/084	M	101	13-04-18	7+	17-05-18	18-05-18	EV	Y	Y	Y	Y	139
99	MARDAN	MARDAN	KP/40/18/100	M	49	19-05-18	7+	12-06-18	14-06-18	NVI	Y	Y	Y	Y	103
100	MARDAN	MARDAN	KP/40/18/102	M	17	10-05-18	7+	15-06-18	17-06-18	NVI	Y	Y	N	Y	112
101	NOWSHERA	NOWSHERA	KP/32/18/038	M	18	20-04-18	7+	04-05-18	05-05-18	NVI	Y	Y	N	Y	132
102	NOWSHERA	NOWSHERA	KP/32/18/048	M	168	08-05-18	3	01-06-18	02-06-18	NVI	N	N	N	Y	114
103	NOWSHERA	NOWSHERA	KP/32/18/051	M	13	27-04-18	7+	06-06-18	07-06-18	EV	Y	Y	Y	Y	125
104	NOWSHERA	CAMPS	KP/32/18/061	F	42	05-05-18	7+	27-06-18	28-06-18	NVI	Y	Y	Y	Y	117
105	PESHAWAR	PESHAWAR	KP/30/18/064	M	36	06-02-18	7+	18-03-18	19-03-18	VACC	Y	Y	Y	Y	205
106	PESHAWAR	PESHAWAR	KP/30/18/109	F	9	12-04-18	7+	08-05-18		NVI	N	N	UK	DIED	140
107	PESHAWAR	PESHAWAR	KP/30/18/113	M	16	03-04-18	7+	12-05-18	13-05-18	EV	N	Y	Y	Y	149
108	PESHAWAR	PESHAWAR	KP/30/18/161	M	40	16-03-18	7+				Y	Y	Y	Y	167
109	PESHAWAR	PESHAWAR	KP/30/18/167	F	42	04-04-18	7+				N	Y	N	Y	148
110	SWABI	RAZAR	KP/41/18/069	F	15	18-04-18	7+	LATE NOTIFIED			N	Y	Y	Y	134
111	SWABI	LAHORE	KP/41/18/074	F	96	11-04-18	0				N	Y	N	Y	141
112	SWAT	CHARBAGH	KP/24/18/034	M	11	04-04-18	7+	20-04-18	21-04-18	VACC	Y	Y	Y	Y	148
113	TANK	TANK	KP/63/18/019	M	11	27-04-18	7+	LATE NOTIFIED			N	Y	Y	Y	125
114	CHAGHAI	DALBANDIN	BN/13/18/004	M	42	23-04-18	6	07-05-18	08-05-18	EV	Y	Y	Y	Y	129
115	KABDULAH	CHAMAN	BN/14/18/005	F	12	07-02-18	7+	DIED BEFORE STOOL			Y	N	Y	DIED	204
116	KHARAN	KHARAN	BN/52/18/004	F	36	31-01-18	7+	LATE NOTIFIED			UK	UK	N		211
117	NSIRABAD	TAMBOO	BN/41/18/026	M	28	18-05-18	7+	LATE NOTIFIED			Y	Y	Y	Y	104
118	SHARANI	SHARANI	BN/26/18/004	F	18	13-05-18	7+	DIED BEFORE STOOL			Y	N	Y	DIED	109
119	SOHBATPUR	SOHBAT PUR	BN/66/18/004	M	48	16-03-18	7+	25-04-18	26-04-18	NVI	Y	Y	Y	Y	167
120	POONCH	ABBASPUR	AJ/40/18/007	M	24	20-01-18	7+	07-02-18	08-02-18	NVI	Y	Y	Y	Y	222
121	HUNZA	ALIABAD	GB/72/18/001	F	12	15-01-18	7+	04-03-18	05-03-18	NVI	UK	Y	UK		227
122	FR BANNU	FR BANNU	FT/69/18/021	M	18	09-05-18	7+	07-07-18	08-07-18	NVI	N	Y	UK		113
123	KHYBER	BARA	FT/34/18/031	M	10	15-02-18	7+	14-03-18	15-03-18	NVI	Y	Y	Y	Y	196
124	KHYBER	JAMRUD	FT/34/18/032	F	15	10-02-18	7+	18-03-18	19-03-18	NVI	N	Y	Y	Y	201
125	KURRAM	LOWER KURRAM	FT/52/18/008	F	12	18-02-18	6	27-03-18	28-03-18	VACC	N	N	Y	Y	193
126	KURRAM	UPPER KURRAM	FT/52/18/016	M	16	26-05-18	7+	27-06-18	28-06-18	EV	N	N	UK		96
127	ORAKZAI	LOWER ORAKZAI	FT/53/18/005	M	27	27-02-18	7+	DIED BEFORE STOOL			Y	Y	Y	DIED	184
128	WAZIR-N	MIR ALI	FT/64/18/019	F	12	13-02-18	7+				Y	N	Y	DIED	198

\* Afp.rec Data as of 03-09-2018

€ Based on recall of parents

60 days Follow-up not done

FUP = Residual Weakness at 60 days follow up.