



**World Health  
Organization**

# **Weekly AFP Surveillance Update Pakistan**

**Week 34** (*Ended on 25<sup>th</sup> Aug, 2018*)

***National Surveillance Cell***

World Health Organization Country Office,  
Chak Shahzad, Park Road,  
Islamabad, Pakistan

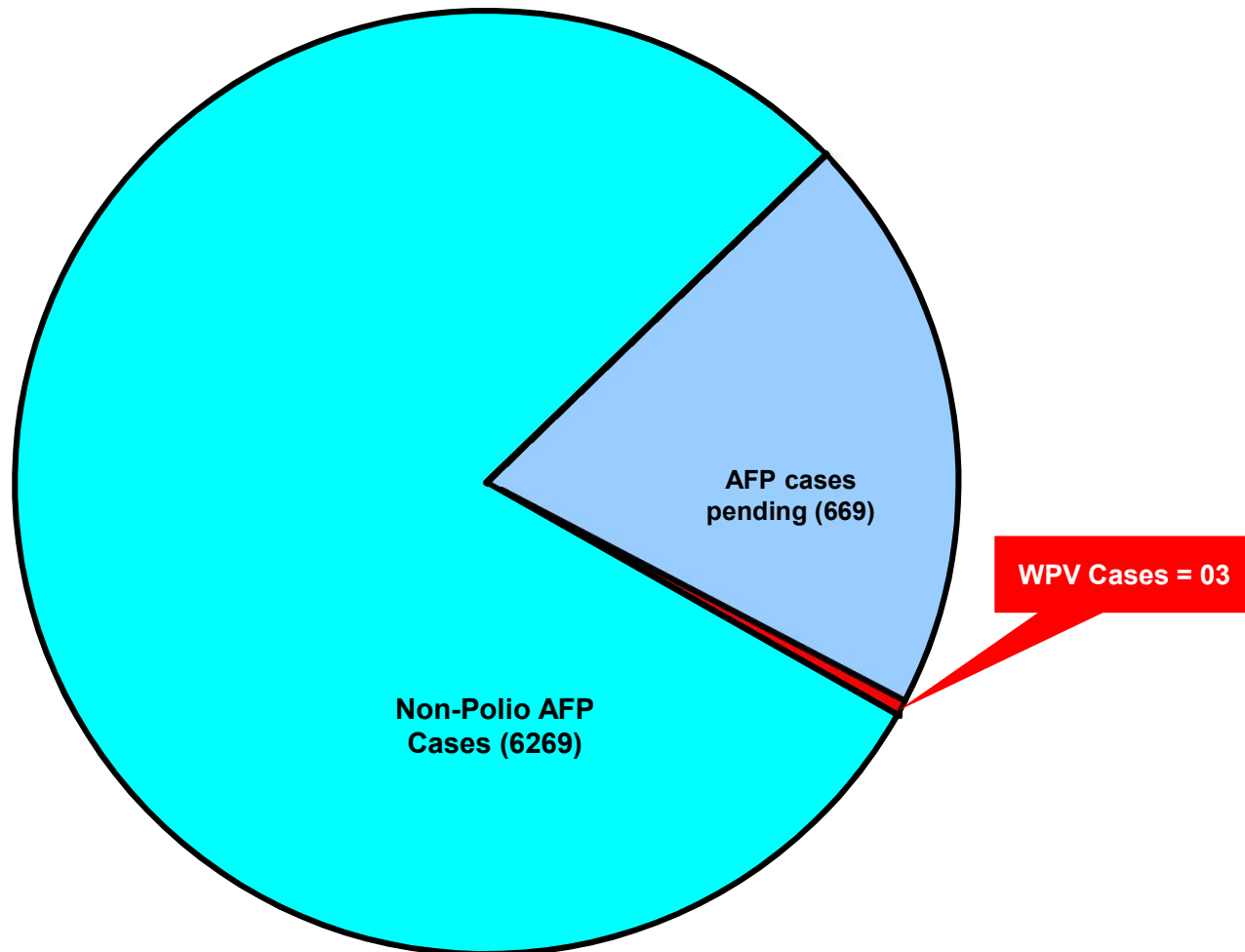
Tel: +92-51 9255123 / 9255282 /9255184

AFP Surveillance



<http://www.emro.who.int/pak/information-resources>

# AFP Case Profile, 2018\*



**Total AFP Cases Reported = 6941**

**^ 285 Inadequate cases not due for FUP**

**^ 384 AFP Cases pending in Lab**

**^128 AFP Cases pending for classification by ERC**

\* Afp.rec Data as of 27-08-2018

## Table 1.1: List of Confirmed Polio Cases, Pakistan 2018\* (1/1)

S.NO.	PROVINCE/ REGION	DISTRICT	TEHSIL	EPID NO.	SEX	AGE (m)	DATE ONSET OF PARALYSIS	NO. OPV DOSES (based on parents recall)		FEVER	Asymmetric Paralysis	Rapid Progression	REFUSAL	WPV TYPE	GENETICS
								Routine	SIA's						Cluster
01	BALUCHISTAN	DUKI	DUKI	BN/65/18/003	M	38	08-Mar-18	0	7+	Y	Y	Y	N	NSL1	R4B5C4
02	BALUCHISTAN	DUKI	DUKI	BN/65/18/005	F	18	15-Apr-18	0	7	Y	Y	Y	N	NSL1	R4B5C4D
03	BALUCHISTAN	DUKI	DUKI	BN/65/18/007	M	18	18-May-18	0	3	Y	Y	Y	N	NSL1	R4B5C4D

\* Afp.rec Data as of 27-08-2018

# Table 3: Urgent/ITD Pending Cases (1/1)

S. #	District	Basic information								OPV doses				Urgent		Prov Diagnosis	Lab update			Remarks	
		Tier	Tehsil	Union council	Epid number	Date of Onset	Age (M)	Sex	Date of 1st stool	Stool Adeq	RI	SAs	Last 6 SAs	Last dose	Field		NSC	Lab No.	Days Inoc		Culture update
<b>Isolates pending for ITSD</b>																					
1	SUKKUR	3	PANO AKIL	PANO AKIL	SD/41/18/054	30-Jul-18	1	F	08-Aug-18	Y	0	1	1	07-Aug-18	N	N	CVA / UNNOTIFIED TRAUMA	9196	5	L20B+	
2	THATTA	4	MIRPUR SAKRO	SUKHPUR	SD/22/18/029	28-Jul-18	48	M	08-Aug-18	Y	0	7	6	02-Jul-18	N	N	ENCEPHALITIS	9135	7	L20B+	
<b>Reported urgent (by field / NSC criteria)</b>																					
3	BAGH *	4	HARRI GHAL	RAWU	AJ/50/18/026	31-Jul-18	5	M	10-Aug-18	Y	3	2	2	10-Apr-18	N	Y	ACUTE MENINGITIS	9115	16	UP	
4	LAHORE *	3	NISHTER TOWN	UC 144	PB/31/18/268	10-Aug-18	9	F	12-Aug-18	Y	0	5	5	10-Jul-18	N	Y	HYPOCALEMIC PARALYSIS	9313	10	UP	
5	LAHORE *	3	AZIZ BHATTI TOWN	UC 58	PB/31/18/270	04-Aug-18	4	F	14-Aug-18	Y	1	2	2	08-May-18	N	Y	FLEXIBLE ROTAVIRUS	9311	10	UP	
6	GUJRANWALA *	4	N.VIRKAN TOWN	N VIRKAN	PB/21/18/160	09-Aug-18	7	M	13-Aug-18	Y	3	3	3	09-Apr-18	N	Y	INTRAMUSCULAR INJECTION	9347	10	UP	

\* New addition    § New results    #Data not available    ¥ NSC Criteria = Fever, Rapid Progress, Age < 48 months and OPV Doses < 7    UP = Under process  
 Urgent (Field/NSC) / Inadequate specimens / Age 12-35 months / Zero OPV dose    OPending for genomic sequencing

# Point in time comparison of Polio Cases by Province/Region 2017 - 2018\*

Region/ Province	No. of polio cases		No. of infected districts/towns		Most recent polio case
	2017	2018	2017	2018	
<b>Balochistan</b>	1	3	1	1	18-May-18
<b>Sindh</b>	1	0	1	0	09-Nov-17
<b>Khyber Pakhtunkhwa</b>	1	0	1	0	21-Aug-17
<b>KP-TD</b>	0	0	0	0	27-Jul -16
<b>G-Baltistan</b>	1	0	1	0	13-Feb-17
<b>Punjab</b>	1	0	1	0	28-Jan-17
<b>Pakistan</b>	<b>5</b>	<b>3</b>	<b>5</b>	<b>1</b>	<b>18-May-18</b>

Nineteen additional district / town declared infected based on environmental samples in 2018

\* Afp.rec Data as of 27-08-2018



## Table 2: LAB Update 2018\*

Month of Onset	AFP Cases	No virus isolated	Cases Under Process		Isolated Viruses from stools						
			Culture	ITD	Vaccine viruses		NPEV		Wild	Results within 14 days	
	n	n	n	n	n	%	n	%	n	n	%
January	1010	843	0	0	76	8	91	9%	0	1010	100%
February	894	715	0	0	74	8	105	12%	0	894	100%
March	968	767	0	0	28	3	172	18%	1	967	100%
April	983	735	0	0	31	3	217	22%	1	983	100%
May	993	723	0	0	30	3	239	24%	1	992	100%
June	780	581	0	0	18	2	181	23%	0	780	100%
July	896	544	36	2	22	2	293	33%	0	859	96%
Aug	278	43	193	0	2	1	43	15%	0	88	32%
<b>Total</b>	<b>6802</b>	<b>4951</b>	<b>229</b>	<b>2</b>	<b>281</b>	<b>4</b>	<b>1341</b>	<b>20%</b>	<b>03</b>	<b>6573</b>	<b>97%</b>

\* Data as of Aug 27, 2018

## Comparison of Environmental Sampling Results, 2017-18\*

DISTRICT	2017					2018					Last
	TOTAL	WILD			TOTAL	WILD					
	n	GRAB	BMFS	TOTAL		n	GRAB	BMFS	TOTAL		
		n	n	n	%		n	n	n	%	
LAHORE	40			0	0%	36	2		2	6%	11-Jul-18
MULTAN	23	1		1	4%	22			0	0%	9-Jan-17
DGKHAN	24			0	0%	16		1	1	6%	12-Feb-18
RAWALPINDI	18	5	2	7	39%	15	4	1	5	33%	10-Jul-18
FAISALABAD	16			0	0%	15			0	0%	2-Jul-16
SARGODHA	8			0	0%	7			0	0%	
BAHAWALPUR	8			0	0%	7			0	0%	
RAJANPUR						7			0	0%	
CDA	8	5		5	63%	7	3		3	43%	10-Jul-18
KHIGIQBAL	17	3	1	4	24%	14			0	0%	10-Oct-17
KHIGADAP	24	13		13	54%	23	8		8	35%	13-Jul-18
KHIBALDIA	8	1		1	13%	7			0	0%	3-Nov-17
KHILANDHI	8	4		4	50%	7	3		3	43%	30-Jul-18
KHIKORANGI	8			0	0%	6			0	0%	16-Oct-17
KHISITE	8	1		1	13%	8	1		1	13%	1-Jan-18
KHISADDAR						7			0	0%	
KHILIAQAT						7	1		1	14%	7-Mar-18
SUKKUR	20	1		1	5%	15		1	1	7%	8-Feb-18
HYDERABAD	8			0	0%	7	1		1	14%	9-Feb-18
JACOBABAD	9		1	1	11%	10	1	1	2	20%	7-Mar-18
SANGHAR	8			0	0%	1			0	0%	
DADU	8			0	0%	8			0	0%	
KAMBAR	8	1		1	13%	7	3		3	43%	9-Jul-18
PESHAWAR	19	3	2	5	26%	15	9	1	10	67%	26-Jul-18
DIKHAN	16			0	0%	16			0	0%	16-Jul-16
BANNU	7			0	0%	8		1	1	13%	31-Mar-18
KOHAT	8			0	0%	8	3		3	38%	27-Jun-18
CHARSADA	8			0	0%	7			0	0%	
MARDAN	8			0	0%	7			0	0%	
NOWSHERA	8			0	0%	7			0	0%	
KABDULAH	16	10		10	63%	15	1		1	7%	1-Jan-18
QUETTA	32	9	1	10	31%	29	5		5	17%	28-Jul-18
PISHIN	8	4		4	50%	8			0	0%	2-Oct-17
KHUZDAR	8			0	0%	7			0	0%	
LORALAI	8			0	0%	6	1		1	17%	17-Mar-18
ZHOB	8			0	0%	7			0	0%	18-Dec-17
WAZIR-S						4			0		
BAJOUR						4	2		2	50%	1-Aug-18
PAKISTAN	433	61	7	68	16%	407	48	6	54	13%	1-Aug-18

\* Afp.rec Data as of 27-08-2018



## WPV and cVDPV Cases by District in 2018

PROVINCE	DISTRICT	WPV Cases		cVDPV Cases	
		Onset of Last Case	Cases	Onset of Last Case	Cases
BALUCHISTAN	DUKKI	18-May	3		

# Map 2.1: Point in Time Comparison of Wild Polio virus, Compatible and cVDPV2 isolates

## Infected districts/Towns/Agencies/Areas

On the basis of WPV isolation

- WPV cases = 05
- Sewage water = 13 (no WPV case)
- Total = 18

### 2017

#### Source

#### AFP Surveillance

- P1 = 05
- Compatible = 0
- cVDPV Cases = -
- cVDPV Env = -

#### Sewage water

- Grab = 61
- BMFS = 07

## Infected districts/Towns/Agencies/Areas

On the basis of WPV isolation

- WPV cases = 01
- Sewage water = 19 (no WPV case)
- Total = 20

### 2018

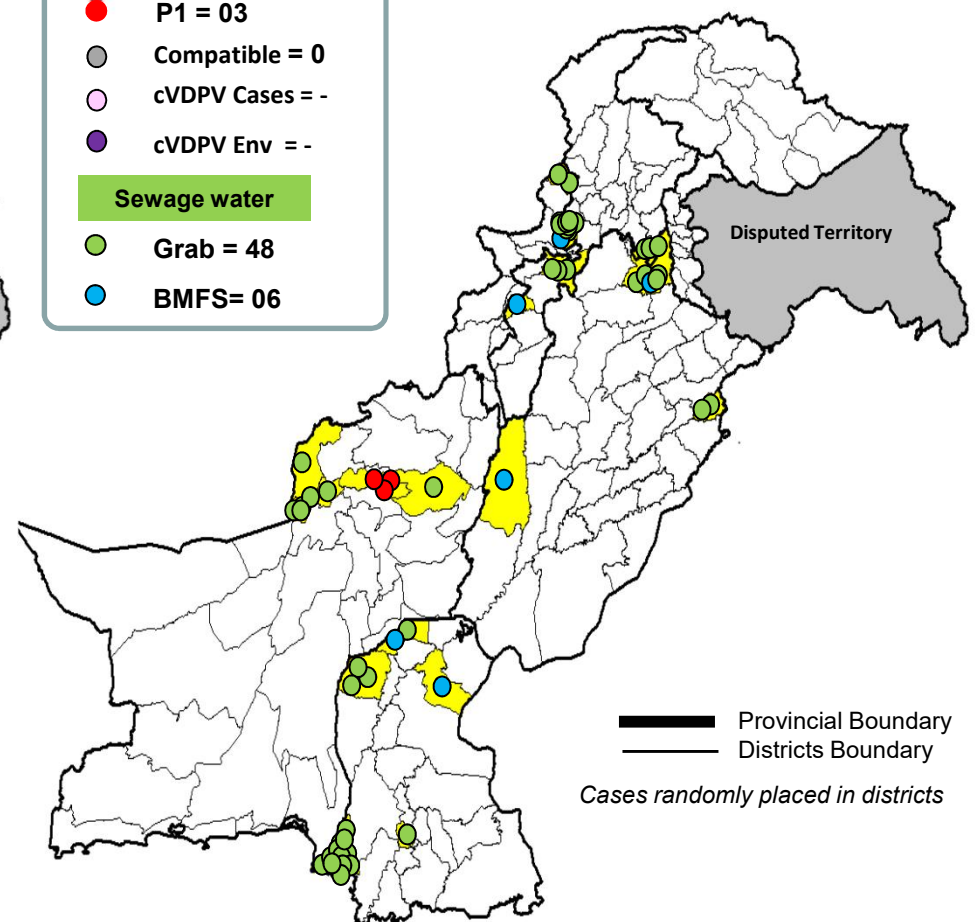
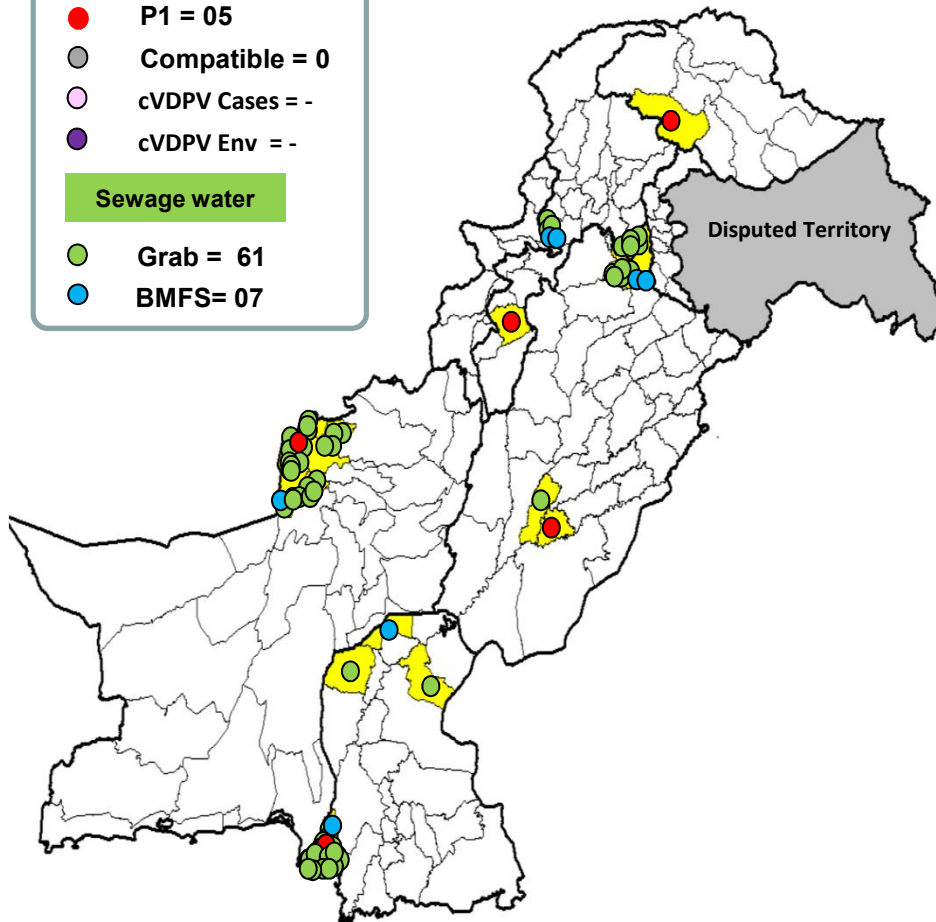
#### Source

#### AFP Surveillance

- P1 = 03
- Compatible = 0
- cVDPV Cases = -
- cVDPV Env = -

#### Sewage water

- Grab = 48
- BMFS = 06



— Provincial Boundary  
 — Districts Boundary

Cases randomly placed in districts




\* Afp.rec Data as of 27-08-2018

# Map1: Distribution of Wild Polio Cases Pakistan 2017-2018\*

Districts/Towns with Wild Polio Cases = 01



Province/ Country	Date of Last Case		Number of cases 2017		Number of cases 2018	
	P1	P3	P1	P3	P1	P3
KP-TD	Jul, 2016	Apr, 2012	-	-	-	-
KHYBER-PAKHTUNKHWA	Aug, 2017	Oct, 2010	01	-	-	-
SINDH	Nov, 2017	Jan, 2010	02	-	-	-
BALUCHISTAN	May, 2018	Apr, 2010	03	-	03	-
PUNJAB	Jan, 2017	Jun, 2010	01	-	-	-
AJK	Jun, 2000	Jun, 2000	-	-	-	-
GILGIT-BALTISTAN	Feb, 2017	-	01	-	-	-
ISLAMABAD	Sep, 2008	Sep, 2008	-	-	-	-
PAKISTAN	May, 2018	Apr, 2012	08	-	03	-

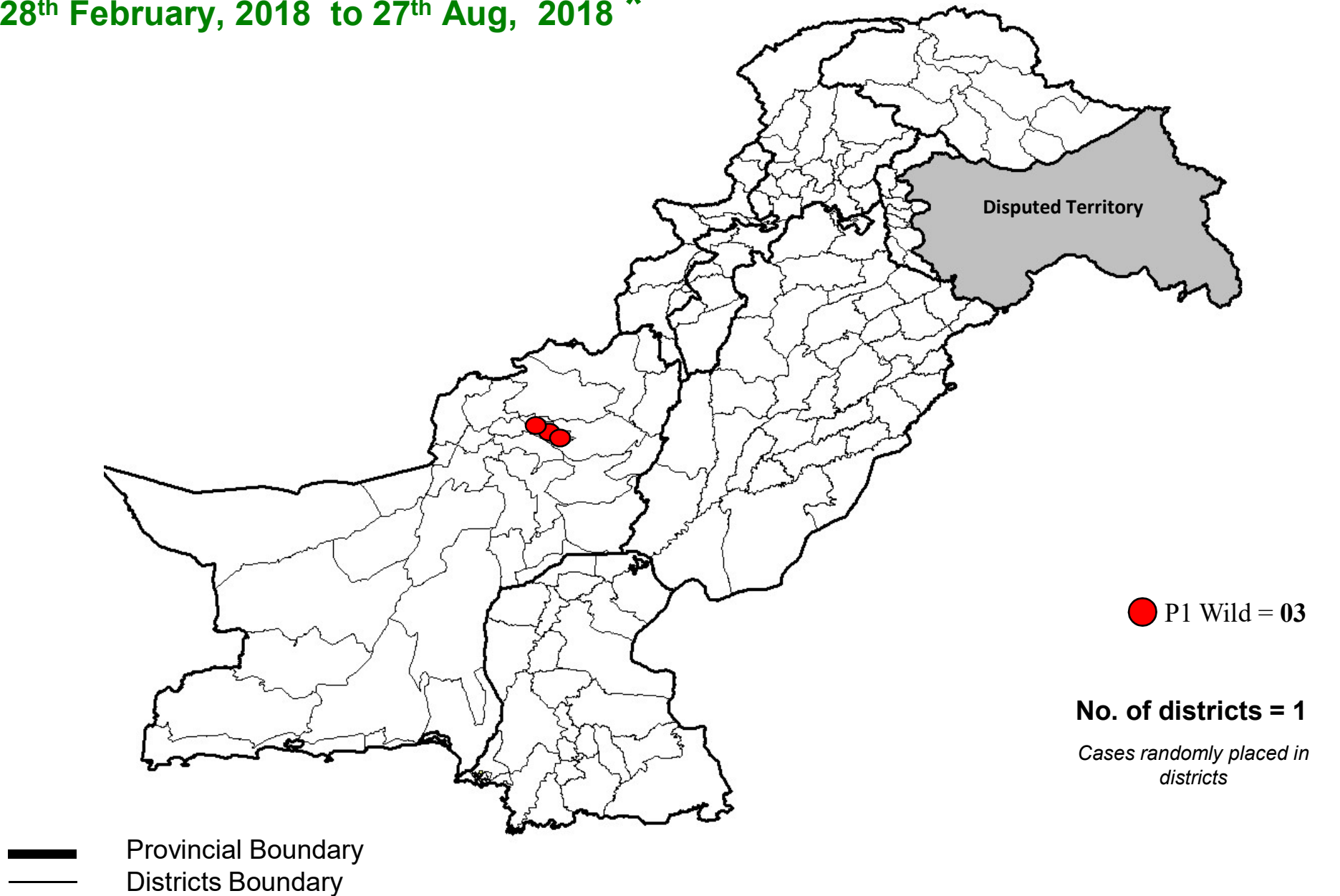
-  District with last polio case in province
-  Provincial Boundary
-  Districts Boundary

Cases randomly placed in districts

\* Afp.rec Data as of 27-08-2018

## Map 3: Wild Polio cases in the last 6 months

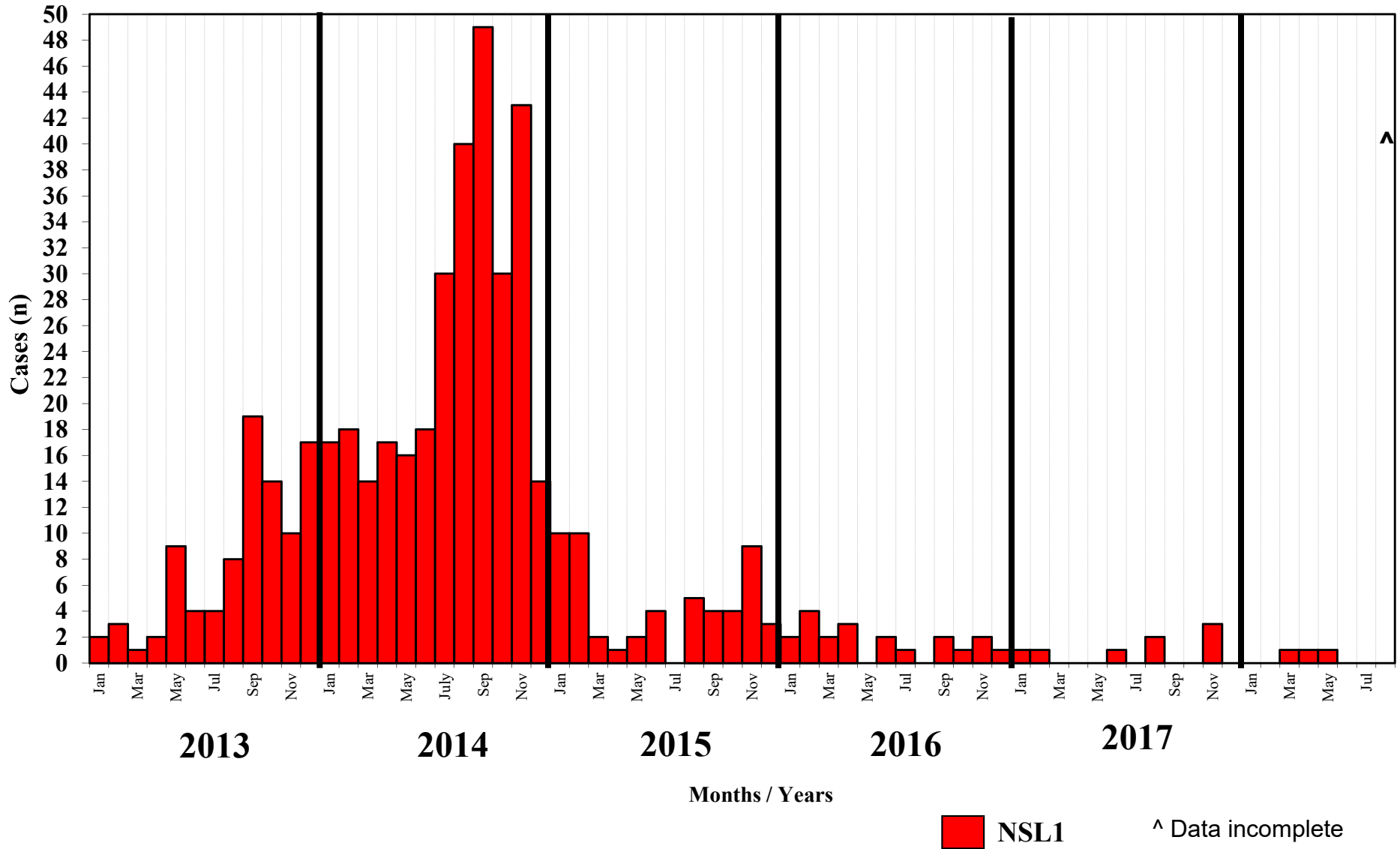
28<sup>th</sup> February, 2018 to 27<sup>th</sup> Aug, 2018 \*



\* Afp.rec Data as of 27-08-2018

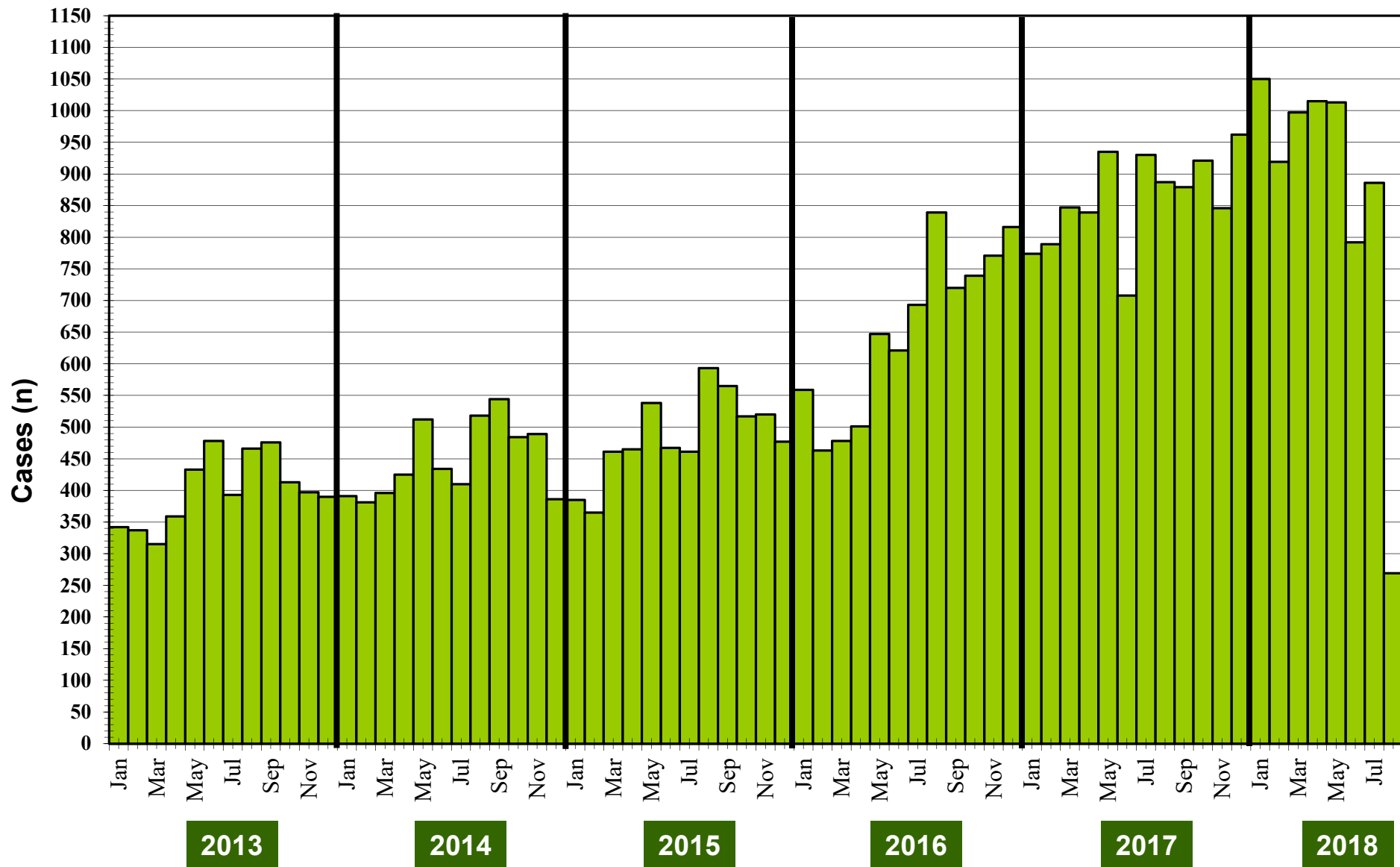
# Confirmed Polio Cases 2013-2018\*

2018



\* Afp.rec Data as of 27-08-2018

# Graph 1: Distribution of AFP Cases by Month, Pakistan 2013-2018\*



\* Afp.rec Data as of 27-08-2018

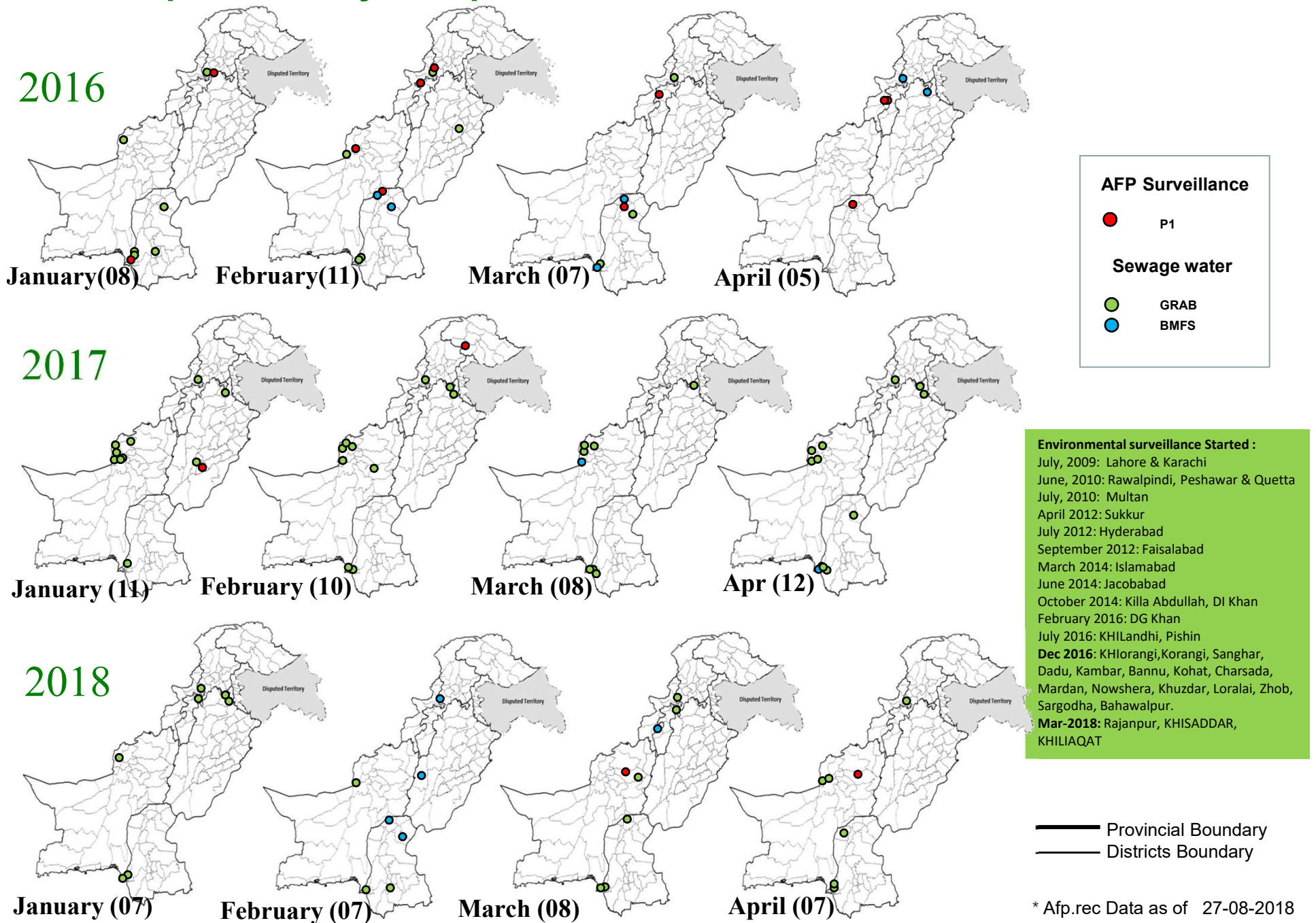
**Table 4: Distribution of AFP Cases By Week of Onset <sup>^</sup>  
Pakistan- 2018\* [Week number / Ending on]**

<b>PROVINCE</b>	<b>W 19 12 May 2018</b>	<b>W 20 19 May 2018</b>	<b>W 21 26 May 2018</b>	<b>W 22 01 Jun 2018</b>	<b>W 23 08 Jun 2018</b>	<b>W 24 15 Jun 2018</b>	<b>W 25 22 Jun 2018</b>	<b>W 26 30 Jun 2018</b>	<b>W 27 07 Jul 2018</b>	<b>W 28 14 Jul 2018</b>	<b>W 29 21 Jul 2018</b>	<b>W 30 28 Jul 2018</b>	<b>W 31 04 Aug 2018</b>	<b>W 32 11 Aug 2018</b>	<b>W 33 17 Aug 2018</b>
<b>PUNJAB</b>	132	103	109	96	103	92	93	78	104	86	102	91	81	70	1
<b>SINDH</b>	40	32	36	38	26	25	31	41	47	37	36	51	58	32	0
<b>KP-TD</b>	12	5	6	1	6	6	8	13	10	6	12	8	8	6	2
<b>BALUCHISTAN</b>	9	7	9	9	10	5	7	7	11	3	13	5	14	4	0
<b>AJK</b>	6	3	1	4	3	5	3	3	3	1	2	9	5	3	0
<b>GILGIT BILTISTAN</b>	3	3	2	2	0	0	2	2	2	2	2	2	1	0	0
<b>ISLAMABAD</b>	1	0	0	2	1	0	2	1	1	1	1	3	3	1	0
<b>KPAKHTUNKHWA</b>	57	39	38	38	35	35	40	44	48	44	26	29	57	27	3
<b>PAKISTAN</b>	<b>260</b>	<b>192</b>	<b>201</b>	<b>190</b>	<b>184</b>	<b>168</b>	<b>186</b>	<b>189</b>	<b>226</b>	<b>180</b>	<b>194</b>	<b>198</b>	<b>227</b>	<b>143</b>	<b>6</b>

\* Afp.rec & Afplab.rec: Data as of 27-08-2018

<sup>^</sup> MMWR Epidemiological Weeks

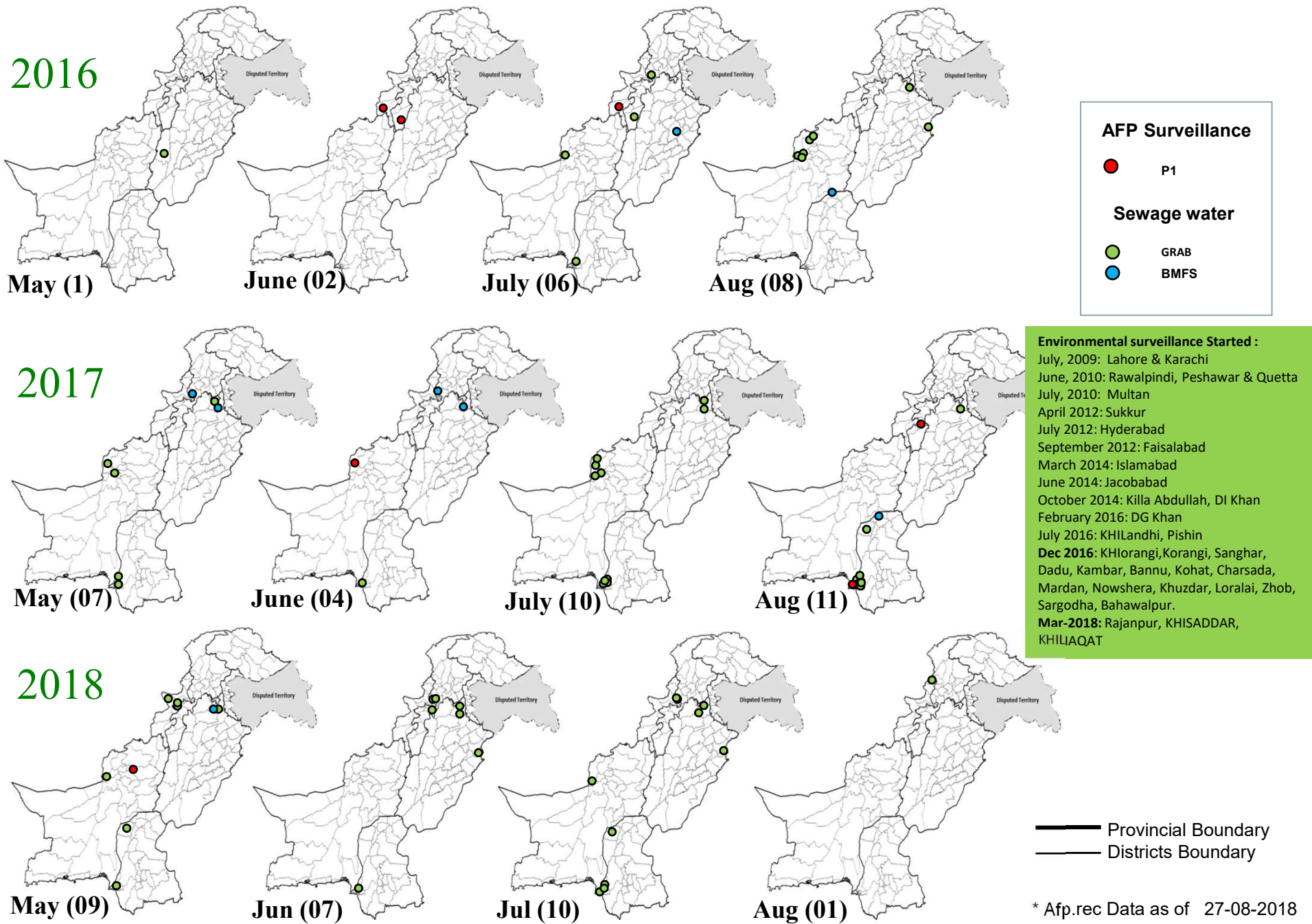
# Map 4: Monthly Comparison of Polio Cases/Isolates 2016-2018\*



\* Afp.rec Data as of 27-08-2018

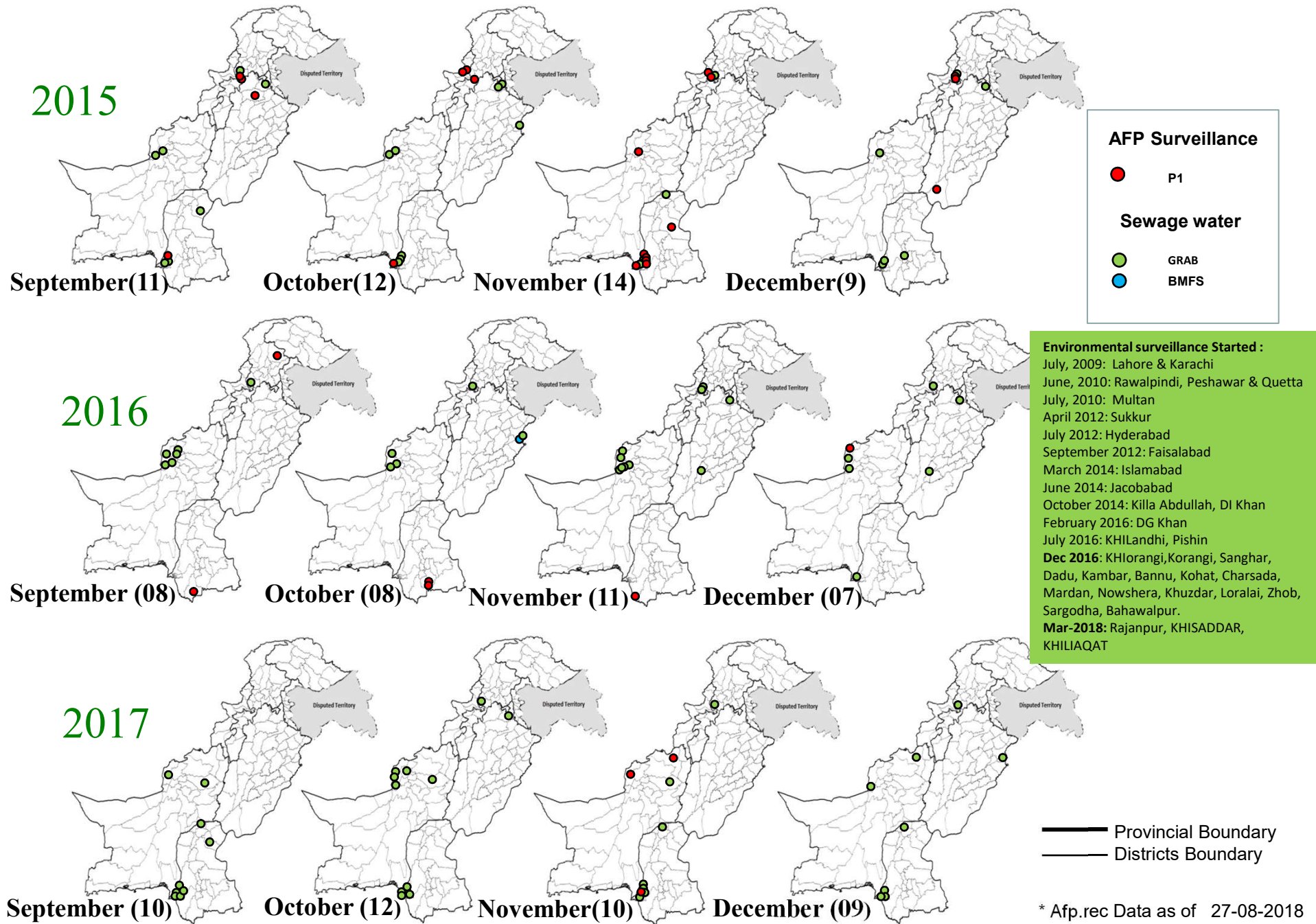


# Map 4.1: Monthly Comparison of Polio Cases/Isolates 2016-2018\*



\* Afp.rec Data as of 27-08-2018

# Map 4.2: Monthly Comparison of Polio Cases/Isolates 2015-2017\*



\* Afp.rec Data as of 27-08-2018

# Table 5: Polio Eradication Update, Pakistan 2015-2018\*

Province/Region	Polio 1			
	2015	2016	2017	2018
KP-TD	16	02	-	-
KP	17	08	01	-
SINDH	12	08	02	-
PUNJAB	02	-	01	-
BALUCHISTAN	07	02	03	03
AJK	-	-	-	-
Gilgit-Baltistan	-	-	01	-
ISLAMABAD	-	-	-	-
<b>PAKISTAN</b>	<b>54</b>	<b>20</b>	<b>08</b>	<b>03</b>

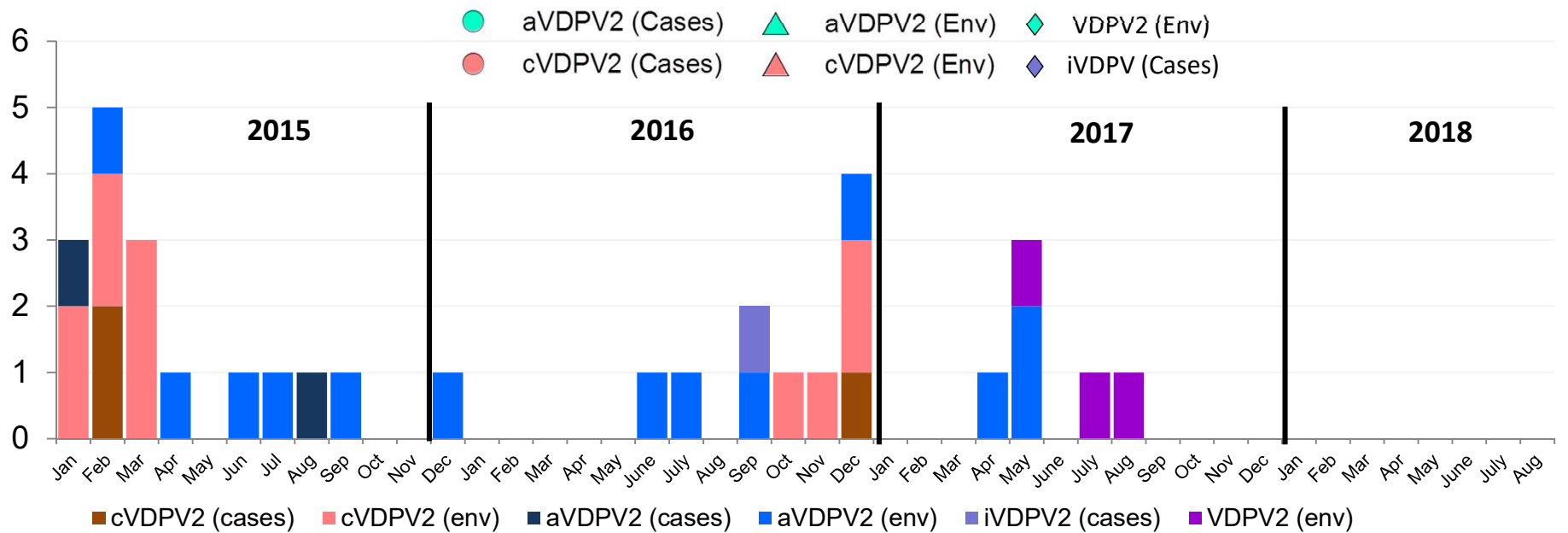
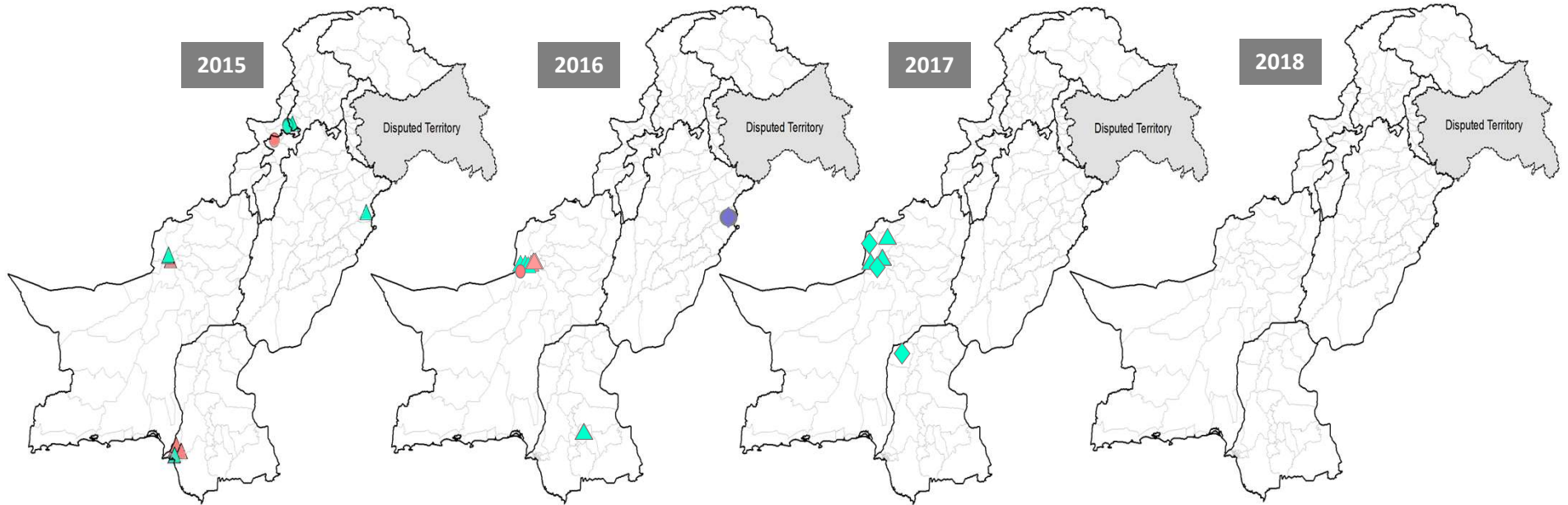


\* Afp.rec Data as of 27-08-2018

# VDPV2 isolates, 2014 to 2018\*

DISTRICT	2014				2015				2016					2017					2018			
	aVDPV-2		cVDPV-2		aVDPV-2		cVDPV-2		aVDPV-2		iVDPV-2		cVDPV-2		VDPV2		aVDPV-2		cVDPV-2			
	Cases	Env	Cases	Env	Cases	Env	Cases	Env	Cases	Env	Cases	Env	Cases	Env	Env	Cases	Env	Cases	Env			
JAFARABAD																						
MASTUNG																						
PISHIN														1								
QUETTA					2		1			3			1	4		2				1		
KABDULAH																				1		
<b>BALOCHISTAN</b>					<b>2</b>		<b>1</b>			<b>3</b>			<b>1</b>	<b>4</b>		<b>3</b>				<b>2</b>		
KHYBER	1		2		1		1															
MOHMAND																						
WAZIR-N	2		7																			
WAZIR-S	1																					
<b>KP-TD</b>	<b>4</b>		<b>17</b>		<b>1</b>		<b>1</b>															
FR BANNU			8																			
BANNU			1																			
HANGU							1															
LAKKIMRWT			1																			
PESHAWAR			1				1															
<b>KPAKHTUNKHWA</b>			<b>3</b>		<b>1</b>		<b>1</b>															
LAHORE	1						1					1										
<b>PUNJAB</b>	<b>1</b>				<b>1</b>					<b>1</b>												
KAMBAR																				1		
KHIGADAP		2	1	7																6		
KHIGIQBAL		1					2															
KHIGULBERG							1															
HYDERABAD												1										
<b>SINDH</b>		<b>3</b>	<b>1</b>	<b>7</b>	<b>1</b>	<b>2</b>	<b>6</b>			<b>1</b>										<b>1</b>		
<b>PAKISTAN</b>	<b>5</b>	<b>3</b>	<b>21</b>	<b>7</b>	<b>2</b>	<b>6</b>	<b>2</b>	<b>7</b>		<b>4</b>	<b>1</b>		<b>1</b>	<b>4</b>		<b>3</b>				<b>3</b>		

# VDPV isolates (Cases + ES), 2015 – 2018\*



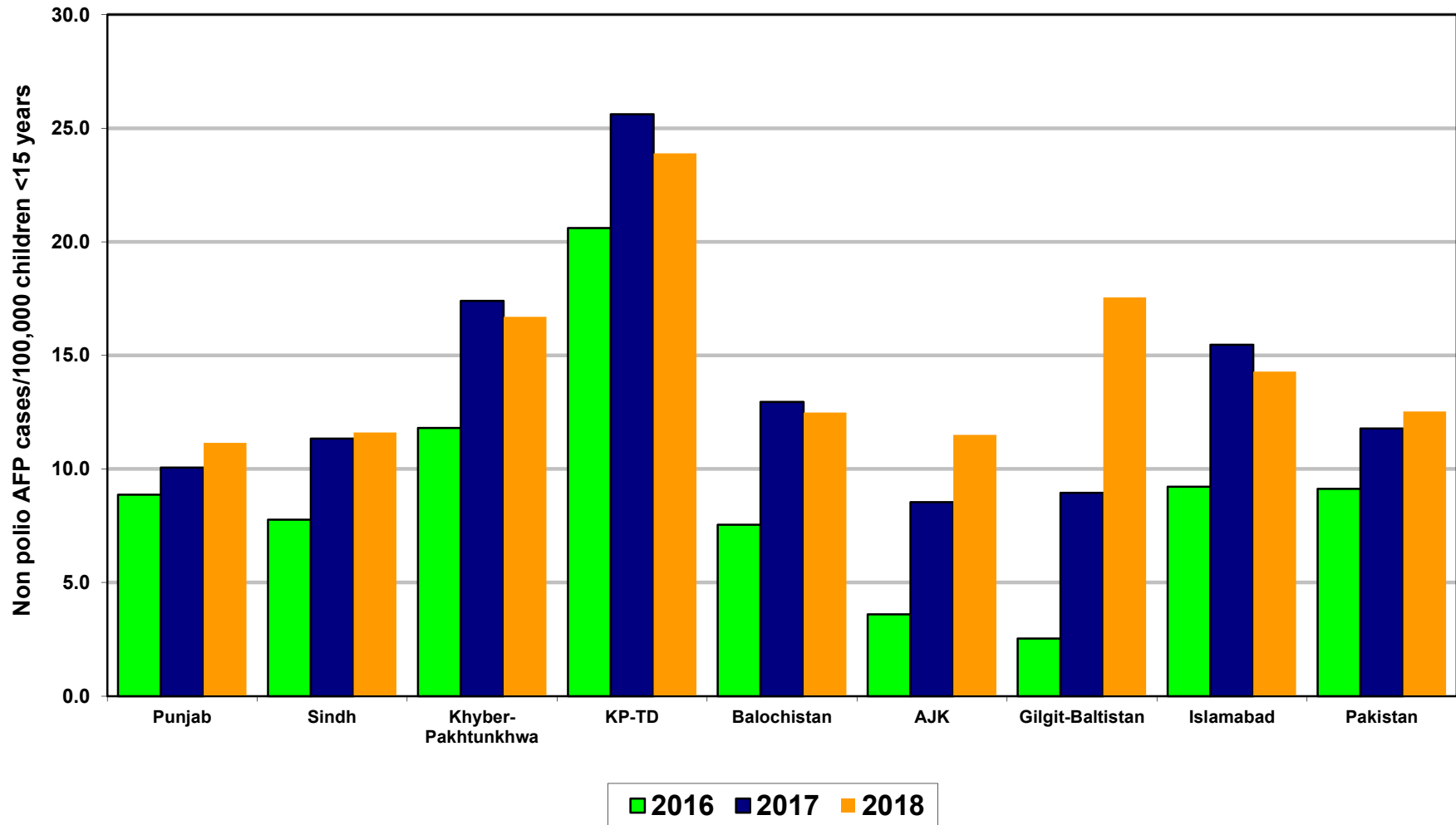
\* Afp.rec Data as of 27-08-2018

**Table 6: Vaccination status of non polio AFP cases age 6-59 months 2016-2018\***

REGION	0 dose			1-2 doses			3 doses			4-6 doses			7+ doses		
	16	17	18	16	17	18	16	17	18	16	17	18	16	17	18
Central Punjab	0%	0%	0%	0%	0%	0%	1%	1%	1%	3%	3%	2%	97%	96%	96%
North Punjab	0%	0%	0%	0%	0%	0%	0%	1%	1%	2%	2%	2%	98%	97%	97%
South Punjab	0%	0%	0%	0%	0%	0%	0%	0%	0%	2%	2%	1%	98%	98%	98%
<b>PUNJAB</b>	<b>0%</b>	<b>0%</b>	<b>0%</b>	<b>0%</b>	<b>0%</b>	<b>0%</b>	<b>0%</b>	<b>1%</b>	<b>1%</b>	<b>2%</b>	<b>2%</b>	<b>2%</b>	<b>97%</b>	<b>97%</b>	<b>97%</b>
Karachi	0%	1%	0%	1%	1%	0%	1%	1%	2%	5%	7%	5%	93%	91%	92%
North Sindh	0%	0%	0%	0%	0%	0%	0%	0%	0%	5%	3%	3%	94%	97%	97%
South Sindh	0%	0%	0%	1%	0%	0%	1%	1%	1%	6%	4%	2%	92%	95%	97%
<b>SINDH</b>	<b>0%</b>	<b>0%</b>	<b>0%</b>	<b>1%</b>	<b>0%</b>	<b>0%</b>	<b>1%</b>	<b>0%</b>	<b>1%</b>	<b>5%</b>	<b>4%</b>	<b>3%</b>	<b>93%</b>	<b>95%</b>	<b>96%</b>
Central Khyber Pakhtunkhwa	0%	0%	0%	0%	1%	0%	0%	0%	0%	1%	1%	1%	98%	98%	98%
North Khyber Pakhtunkhwa	0%	0%	0%	1%	1%	0%	0%	1%	0%	3%	4%	2%	96%	94%	98%
South Khyber Pakhtunkhwa	1%	0%	1%	2%	2%	0%	1%	2%	0%	3%	5%	3%	94%	91%	96%
<b>Khyber Pakhtunkhwa</b>	<b>0%</b>	<b>0%</b>	<b>0%</b>	<b>1%</b>	<b>1%</b>	<b>0%</b>	<b>0%</b>	<b>1%</b>	<b>0%</b>	<b>2%</b>	<b>3%</b>	<b>2%</b>	<b>96%</b>	<b>95%</b>	<b>97%</b>
<b>KP-TD</b>	<b>0%</b>	<b>0%</b>	<b>0%</b>	<b>2%</b>	<b>0%</b>	<b>0%</b>	<b>1%</b>	<b>1%</b>	<b>0%</b>	<b>9%</b>	<b>8%</b>	<b>3%</b>	<b>89%</b>	<b>91%</b>	<b>95%</b>
Rest of Balochistan	7%	3%	0%	7%	9%	3%	2%	4%	0%	23%	13%	18%	62%	71%	79%
North Balochistan	0%	4%	0%	3%	6%	2%	3%	2%	0%	10%	10%	9%	83%	78%	88%
Quetta Block	1%	0%	4%	1%	1%	0%	4%	0%	0%	10%	7%	0%	83%	92%	96%
<b>BALUCHISTAN</b>	<b>2%</b>	<b>2%</b>	<b>1%</b>	<b>3%</b>	<b>4%</b>	<b>1%</b>	<b>3%</b>	<b>3%</b>	<b>0%</b>	<b>13%</b>	<b>10%</b>	<b>9%</b>	<b>80%</b>	<b>82%</b>	<b>88%</b>
<b>PAKISTAN</b>	<b>0%</b>	<b>0%</b>	<b>0%</b>	<b>1%</b>	<b>1%</b>	<b>0%</b>	<b>1%</b>	<b>1%</b>	<b>1%</b>	<b>4%</b>	<b>4%</b>	<b>2%</b>	<b>95%</b>	<b>95%</b>	<b>96%</b>

\* Afp.rec Data as of 27-08-2018

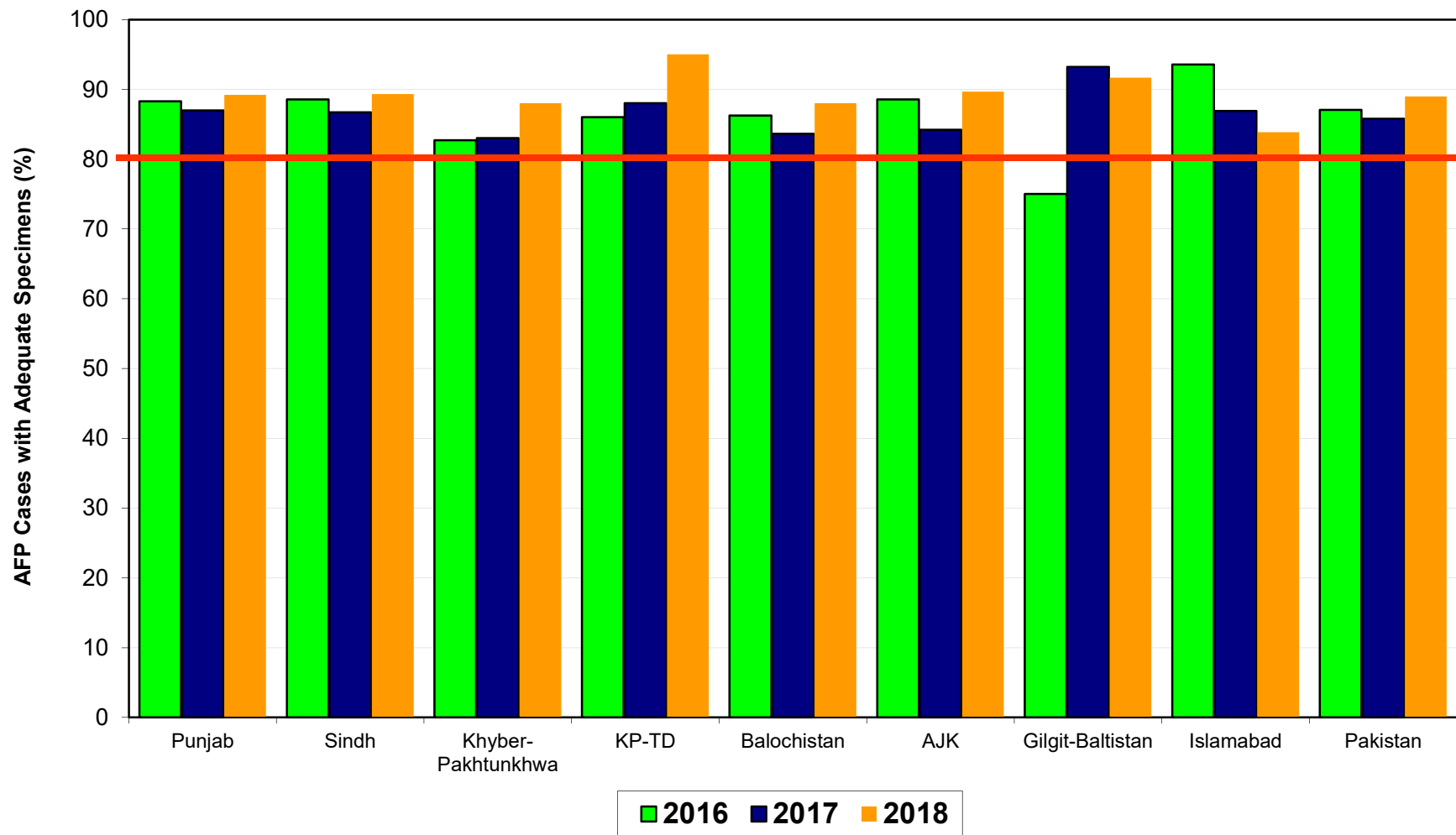
# Non Polio AFP Rate By Province/Regions, 2016-2018\*



Minimum Target Non-Polio AFP Rate is 6/100000 < 15 years of the age

\* Afp.rec Data as of 20-08-2018

# Percent AFP Cases with Adequate Specimens By Province/Regions, 2016-2018\*

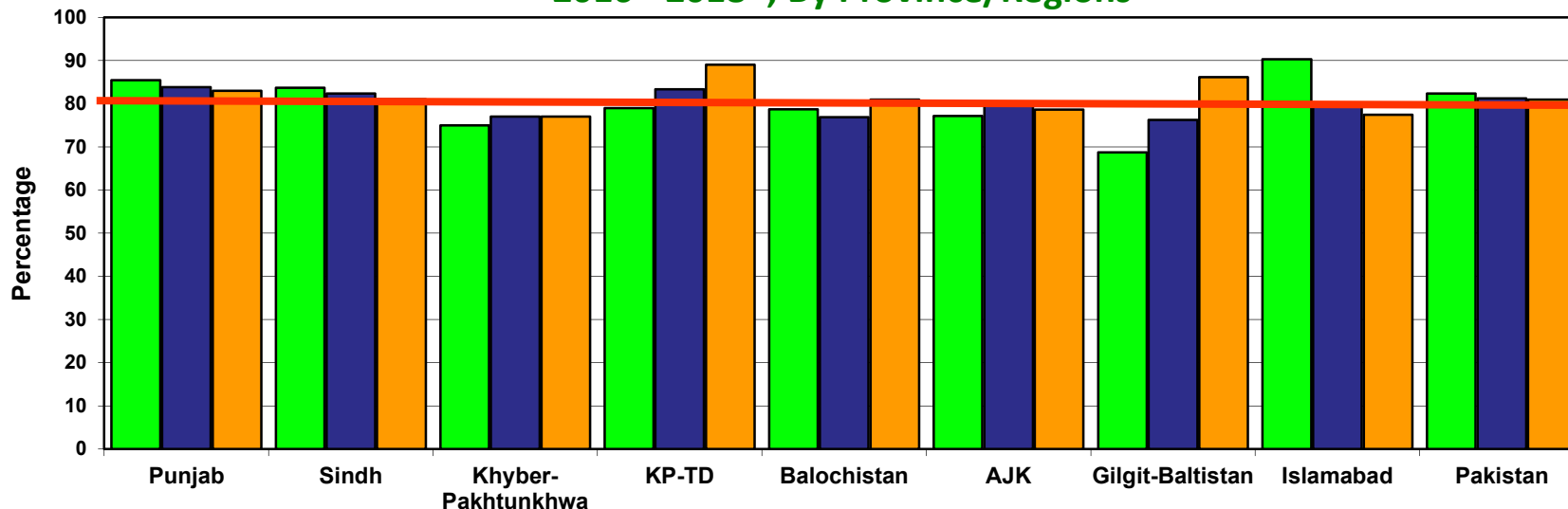


\* Afp.rec Data as of 20-08-2018

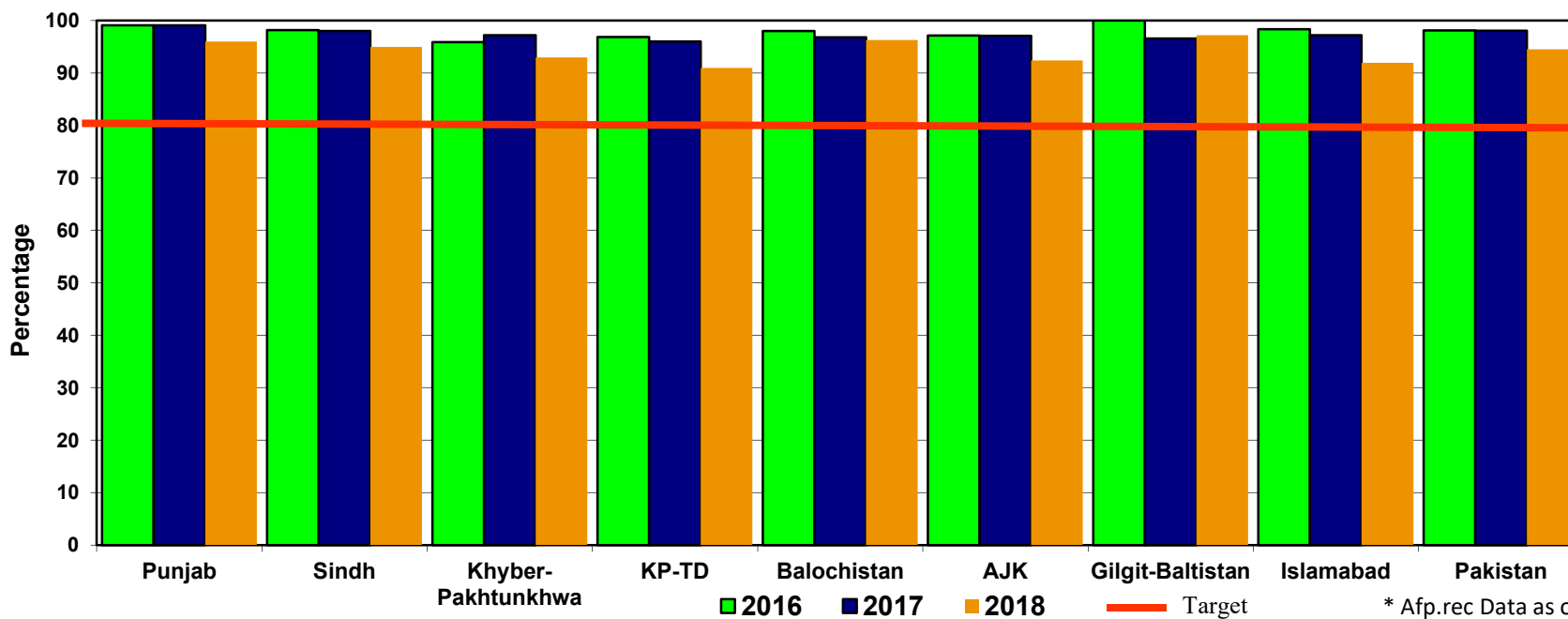
— Target Adequate Sample cases = 80%



**Graph 5: Percent AFP Cases Notified within 07 days of paralysis onset  
2016 - 2018\*; By Province/Regions**



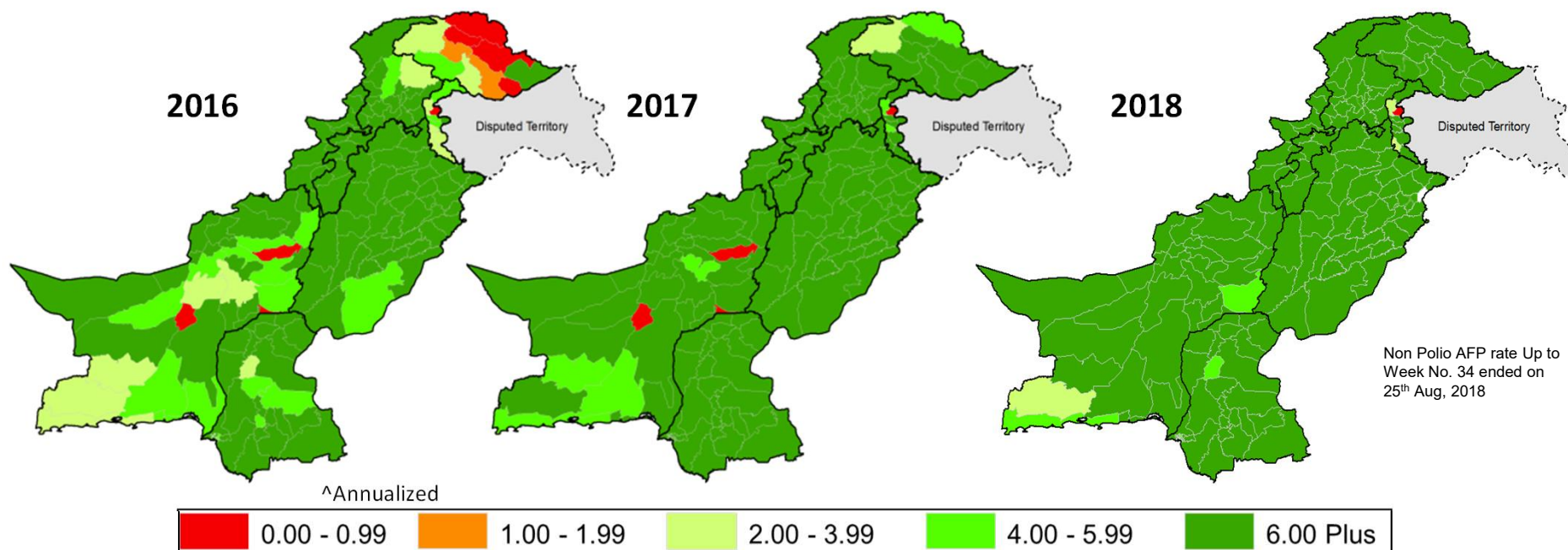
**Graph 6: Percent AFP Cases Investigated within 48 hours of notification  
2016 ~ 2018\*; By Province/Regions**



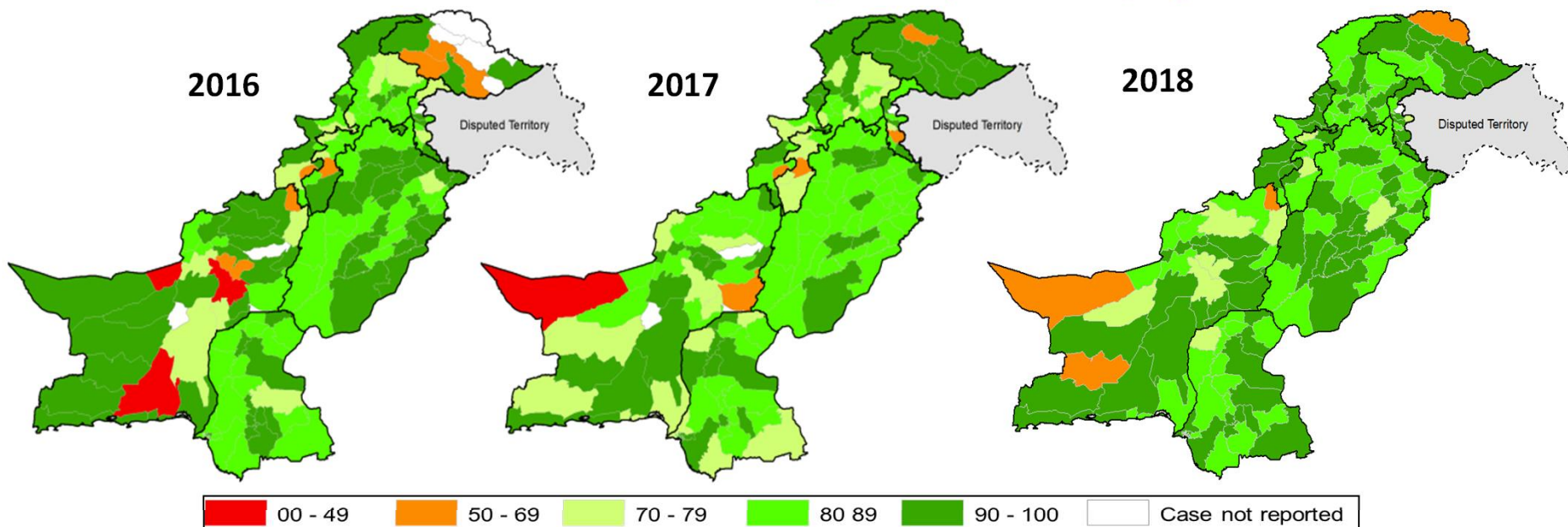
2016 2017 2018 Target

\* Afp.rec Data as of 20-08-2018

## Non-Polio ^ AFP Rate by District



## Percent AFP Cases with Adequate Specimens, by District



**Table 7.4: AFP CASES PENDING FOR CLASSIFICATION  
WITH DATE OF ONSET MORE THAN 90 DAYS\* 2018 Page (1/3)**

S. No	DISTRICT	TEHSIL	EPID	SEX	AGE	DONSET	DOSESE	DSTOOL1	DSTOOL2	LAB	FEVER	ASVM	PROG	FUP	PEND (DAYS)
1	BUNER	BUNER	KP/22/18/012	M	36	07-02-18	7+	06-04-18	07-04-18	NVI	UK	UK	UK		200
2	BUNER	BUNER	KP/22/18/015	M	8	03-05-18	7+	25-05-18	25-05-18	NVI	UK	UK	UK		115
3	CHITRAL	CHITRAL	KP/21/18/023	M	59	09-05-18	7+	25-06-18	26-06-18	NVI	UK	UK	UK		109
4	BAHWLNAGAR	MINCHANABA	PB/73/18/001	M	36	05-01-18	7+	DIED BEFORE STOOL			N	N	Y	DIED	233
5	BAHWLNAGAR	BAHAWALNAGAR	PB/73/18/042	F	84	04-05-18	7+	DIED BEFORE STOOL			Y	N	Y	DIED	114
6	BAHWLNAGAR	BAHAWALNAGAR	PB/73/18/067	F	36	01-03-18	7+	07-07-18	09-07-18	NVI	Y	N	Y		178
7	CHINIOT	LALIAN	PB/54/18/027	M	15	30-04-18	7+	06-05-18		EV	Y	N	Y	DIED	118
8	CHINIOT	BHOWANA	PB/54/18/033	M	156	27-05-18	7+	DIED BEFORE STOOL			Y	N	Y	DIED	91
9	DGKHAN	DG KHAN	PB/81/18/123	F	57	16-05-18	7+	09-06-18	10-06-18	NVI	Y	Y	Y	Y	102
10	DGKHAN	DG KHAN	PB/81/18/131	F	16	17-05-18	7+	14-06-18	15-06-18	NVI	N	Y	Y	Y	101
11	DGKHAN	DG KHAN	PB/81/18/154	F	10	17-05-18	7+				N	Y	Y	Y	101
12	DGKHAN	DG KHAN	PB/81/18/140	F	30	05-04-18	7+	LATE NOTIFIED			N	N	Y	Y	143
13	DGKHAN	DG KHAN	PB/81/18/162	M	21	20-05-18	7+				N	Y	Y	Y	98
14	FAISALABAD	TANGLIANWALA	PB/51/18/110	M	42	16-05-18	7+	02-06-18	04-06-18	NVI	Y	Y	Y	Y	102
15	FAISALABAD	FSD CITY	PB/51/18/126	F	72	07-05-18	7+	28-06-18	29-06-18	NVI	N	Y	Y	Y	111
16	FAISALABAD	FSD CITY	PB/51/18/133	M	25	17-03-18	7+	LATE NOTIFIED			Y	Y	Y	Y	162
17	GUJRANWALA	WAZIRABAD TOWN	PB/21/18/081	F	38	07-05-18	7+	19-05-18		EV	Y	Y	Y	DIED	111
18	GUJRANWALA	K.S PUR TOWN	PB/21/18/091	M	8	17-05-18	7+	31-05-18	02-06-18	NVI	Y	Y	Y	Y	101
19	GUJRANWALA	NANDIPUR TOWN	PB/21/18/128	F	166	26-05-18	7+	18-07-18	19-07-18	NVI	Y	Y	Y	Y	92
20	GUJRAT	KHARIAN	PB/23/18/038	F	58	11-03-18	7+	DIED BEFORE STOOL			N	N	Y	DIED	168
21	GUJRAT	GUJRAT	PB/23/18/066	M	63	03-05-18	7+	25-05-18	26-05-18	NVI	Y	N	Y	Y	115
22	KASUR	KASUR	PB/32/18/047	M	18	01-05-18	7+	04-06-18	05-06-18	EV	Y	N	Y	Y	117
23	KASUR	KASUR	PB/32/18/052	F	20	22-02-18	7+	LATE NOTIFIED			Y	Y	Y	Y	185
24	KHANEWAL	KHANEWAL	PB/62/18/065	M	11	26-05-18	7+	11-06-18	16-06-18	NVI	Y	Y	Y	Y	92
25	KHANEWAL	JAHANIAN	PB/62/18/072	M	6	26-05-18	7+	14-07-18	15-07-18	EV	Y	N	Y	Y	92
26	KHUSHAB	NOORPUR THUL	PB/42/18/021	M	156	17-04-18	3	09-05-18	10-05-18	NVI	Y	Y	Y	Y	131
27	KHUSHAB	NOORPUR THUL	PB/42/18/020	M	178	29-04-18	7+	26-05-18	28-05-18	NVI	Y	N	Y	Y	119
28	LAHORE	NISHTER TOWN	PB/31/18/170	F	102	04-05-18	7+	31-05-18	01-06-18	NVI	N	N	Y	Y	114
29	LAHORE	DATA GUNJBUX TOWN	PB/31/18/229	M	19	07-05-18	7+	16-07-18	17-07-18	NVI	Y	N	Y		111
30	MBDIN	M.B DIN	PB/24/18/019	F	19	04-02-18	7+	15-03-18	17-03-18	NVI	UK	N	Y	DIED	203
31	MBDIN	PHALIA	PB/24/18/024	M	19	10-03-18	7+	29-03-18	30-03-18	NVI	Y	Y	Y	Y	169
32	MIANWALI	EISAKHAIL	PB/43/18/026	M	24	02-04-18	3	20-04-18	21-04-18	NVI	Y	Y	Y	Y	146
33	MUZFARGARH	MUZAFFARGARH	PB/83/18/121	F	8	10-05-18	7+	09-06-18	10-06-18	NVI	Y	Y	Y	Y	108
34	MUZFARGARH	JATOI	PB/83/18/129	M	24	22-05-18	7+	23-06-18	24-06-18	EV	Y	Y	Y	Y	96
35	MUZFARGARH	ALIPUR	PB/83/18/136	M	18	02-05-18	7+	28-06-18	30-06-18	EV	Y	Y	Y	Y	116
36	MUZFARGARH	MUZAFFARGARH	PB/83/18/152	F	120	18-04-18	7+	LATE NOTIFIED			Y	Y	UK	Y	130
37	NANKANASAHIB	NANKANA SAHIB	PB/35/18/033	F	14	25-05-18	7+	18-07-18	20-07-18	EV	N	Y	Y		93
38	NAROWAL	SHAKARGARH	PB/26/18/049	F	7	03-03-18	7+	LATE NOTIFIED			N	Y	Y	Y	176
39	RAJANPUR	JAM PUR	PB/82/18/081	M	22	05-04-18	7+	LATE NOTIFIED			Y	Y	Y	Y	143
40	RAJANPUR	JAM PUR	PB/82/18/086	M	24	25-05-18	7+	01-07-18	02-07-18	EV	Y	Y	Y		93
41	RAJANPUR	JAM PUR	PB/82/18/087	M	20	16-04-18	7+	LATE NOTIFIED			Y	Y	Y	Y	132
42	RAJANPUR	ROJHAN	PB/82/18/101	M	168	15-02-18	0	LATE NOTIFIED			N	Y	UK		192

\* Afp.rec Data as of 27-08-2018

€ Based on recall of parents

60 days Follow-up not done

FUP = Residual Weakness at 60 days follow up.

**Table 7.4: AFP CASES PENDING FOR CLASSIFICATION  
WITH DATE OF ONSET MORE THAN 90 DAYS\* 2018 Page (2/3)**

S. No	DISTRICT	TEHSIL	EPID	SEX	AGE	DONSET	DOSESE	DSTOOL1	DSTOOL2	LAB	FEVER	ASVM	PROG	FUP	PEND (DAYS)
43	RYKHAN	RAHIMYAR KHAN	PB/72/18/098	M	27	13-03-18	7+	20-04-18	21-04-18	NVI	N	Y	Y	Y	166
44	RYKHAN	RAHIMYAR KHAN	PB/72/18/116	F	40	18-05-18	7+	DIED BEFORE STOOL			Y	N	Y	DIED	100
45	RYKHAN	LIAQUAITPUR	PB/72/18/131	M	108	26-05-18	7+	10-06-18	11-06-18	NVI	N	Y	Y	Y	92
46	SAHIWAL	SAHIWAL	PB/65/18/045	F	156	16-05-18	7+	01-06-18	03-06-18	NVI	N	N	Y	Y	102
47	SARGODHA	SILANWALI	PB/41/18/025	M	24	08-02-18	7+	27-03-18	28-03-18	NVI	Y	Y	Y	Y	199
48	SARGODHA	SARGODHA	PB/41/18/029	F	24	22-03-18	7+	11-04-18	12-04-18	EV	N	N	Y	Y	157
49	SHEIKHUPURA	SAFDARABAD	PB/33/18/055	M	24	27-05-18	7+	10-06-18	14-06-18	EV	Y	Y	Y	Y	91
50	BADIN	TANDO BAGO	SD/23/18/021	M	18	17-03-18	7+	31-03-18	01-04-18	NVI	Y	Y	Y	Y	162
51	GHOTKI	KHAN GARH	SD/42/18/029	F	96	26-03-18	7+	DIED BEFORE STOOL			Y	N	UK	DIED	153
52	KAMBAR	KAMBAR	SD/55/18/040	M	9	19-03-18	7+	LATE NOTIFIED			N	Y	Y	Y	160
53	KAMBAR	WARAH	SD/55/18/061	F	36	24-05-18	7+	LATE NOTIFIED			N	Y	Y		94
54	KHIBALDIA	BALDIA	SD/61/18/009	F	15	01-05-18	7+	25-05-18	31-05-18	NVI	Y	N	Y	DIED	117
55	KHIBINOQASIM	BINOQASIM	SD/62/18/013	M	22	12-05-18	7+	03-07-18	06-07-18	NVI	Y	Y	Y	Y	106
56	KHIGADAP	GADAP	SD/63/18/014	M	21	06-01-18	7+	LATE NOTIFIED			Y	Y	UK	Y	232
57	KHINNAZIM	NNAZIM	SD/74/18/014	F	30	01-04-18	7+	DIED BEFORE STOOL			N	N	Y	DIED	147
58	KHISITE	SITE	SD/78/18/012	M	11	03-05-18	7+	DIED BEFORE STOOL			Y	N	Y	DIED	115
59	LARKANA	LARKANA	SD/51/18/041	M	22	18-05-18	7+	06-06-18	07-06-18	NVI	N	N	Y	Y	100
60	MATIARI	MATIARI	SD/28/18/023	M	60	11-05-18	7+	DIED BEFORE STOOL			UK	N	UK	DIED	107
61	MATIARI	SAEEDABAD	SD/28/18/021	M	120	20-04-18	7+	12-05-18	13-05-18	EV	N	Y	Y	Y	128
62	MIRPURKHAS	SINDRI	SD/31/18/041	M	96	02-04-18	7+	05-08-18	06-08-18	NVI	Y	N	Y		146
63	SUJAWAL	SUJAWAL	SD/79/18/058	F	36	18-05-18	7+	09-06-18	10-06-18	NVI	Y	Y	Y	Y	100
64	ABOTABAD	HAWALLIAN	KP/10/18/014	F	119	26-02-18	7+	13-03-18	14-03-18	NVI	Y	Y	Y	Y	181
65	ABOTABAD	ABBOTTABAD	KP/10/18/028	M	48	06-05-18	7+	DIED BEFORE STOOL			Y	N	Y	DIED	112
66	ABOTABAD	ABBOTTABAD	KP/10/18/034	F	72	01-05-18	7+	26-05-18	27-05-18	NVI	Y	N	Y	Y	117
67	BANNU	BANNU	KP/61/18/020	M	35	11-04-18	7+	02-05-18	05-05-18	NVI	Y	N	Y	Y	137
68	BATAGRAM	BATTAGRAM	KP/11/18/013	F	84	15-01-18	7+	LATE NOTIFIED			Y	N	Y	Y	223
69	BATAGRAM	ALLAI	KP/11/18/020	M	13	01-04-18	7+	LATE NOTIFIED			Y	N	UK	Y	147
70	CHARSADA	CHARSADDA	KP/31/18/051	M	18	03-04-18	7+	18-04-18	19-04-18	NVI	Y	Y	Y	Y	145
71	CHARSADA	CHARSADDA	KP/31/18/055	F	42	18-04-18	7+	25-04-18		NVI	Y	N	Y	DIED	130
72	CHARSADA	TANGI	KP/31/18/059	M	16	08-04-18	7+	25-04-18	26-04-18	NVI	Y	Y	UK	Y	140
73	CHARSADA	CHARSADDA	KP/31/18/060	M	96	03-05-18	7+	20-05-18	22-05-18	NVI	Y	N	Y	Y	115
74	CHITRAL	CHITRAL	KP/21/18/019	F	156	26-03-18	7+	LATE NOTIFIED			Y	N	Y		153
75	DIKHAN	PHARPUR	KP/60/18/037	M	29	15-04-18	7+	19-05-18	21-05-18	EV	Y	Y	Y	Y	133
76	DIKHAN	DERA ISMAIL KHAN	KP/60/18/039	F	3	20-02-18	2	LATE NOTIFIED			N	Y	Y	Y	187
77	DIRLOWER	SAMAR BAGH	KP/23/18/060	M	27	27-03-18	7+	LATE NOTIFIED			Y	Y	Y	Y	152
78	DIRLOWER	TIMERGARA	KP/23/18/066	M	18	25-04-18	7+	LATE NOTIFIED			Y	Y	Y	Y	123
79	DIRUPPER	DIR	KP/25/18/029	F	10	09-05-18	7+	28-05-18	29-05-18	NVI	Y	Y	UK	LOST	109
80	DIRUPPER	DIR	KP/25/18/039	M	36	02-04-18	7+	LATE NOTIFIED			N	Y	N	Y	146
81	HANGU	THALL	KP/54/18/020	F	15	05-05-18	7+	DIED BEFORE STOOL			Y	N	Y	DIED	113
82	HANGU	THALL	KP/54/18/023	M	166	17-05-18	3	23-06-18	24-06-18	NVI	N	Y	Y		101
83	KOHAT	KOHAT	KP/50/18/034	M	8	22-03-18	7+	LATE NOTIFIED			N	N	Y	Y	157
84	KOHISTAN	DASSU	KP/13/18/006	M	164	25-02-18	7+	21-03-18	22-03-18	NVI	Y	N	N	Y	182

\* Afp.rec Data as of 27-08-2018

€ Based on recall of parents

60 days Follow-up not done

FUP = Residual Weakness at 60 days follow up.

**Table 7.4: AFP CASES PENDING FOR CLASSIFICATION  
WITH DATE OF ONSET MORE THAN 90 DAYS\* 2018 Page (3/3)**

S. No	DISTRICT	TEHSIL	EPID	SEX	AGE	DONSET	DOSESE€	DSTOOL1	DSTOOL2	LAB	FEVER	ASYM	PROG	FUP	PEND (DAYS)
85	LAKKIMRWT	SERAI NAURANG	KP/62/18/019	M	10	20-02-18	7+	25-03-18	26-03-18	EV	Y	Y	Y	Y	187
86	LAKKIMRWT	LAKKI MARWAT	KP/62/18/042	F	12	07-04-18	7+	23-05-18	24-05-18	NVI	Y	Y	Y	Y	141
87	LAKKIMRWT	LAKKI MARWAT	KP/62/18/035	M	20	28-02-18	7+				Y	Y	Y	Y	179
88	LAKKIMRWT	LAKKI MARWAT	KP/62/18/052	M	21	23-03-18	7+	LATE NOTIFIED			UK	Y	Y	Y	156
89	LAKKIMRWT	LAKKI MARWAT	KP/62/18/056	F	12	15-04-18	7+				UK	N	Y	Y	133
90	LAKKIMRWT	LAKKI MARWAT	KP/62/18/058	M	26	24-05-18	7+	25-06-18	26-06-18	EV	Y	Y	Y	Y	94
91	MALAKAND	BATKHELA	KP/20/18/039	M	16	11-05-18	7+	LATE NOTIFIED			Y	Y	Y		107
92	MANSEHRA	UGGI	KP/14/18/033	F	120	25-05-18	7+	21-06-18	22-06-18	NVI	Y	Y	Y		93
93	MARDAN	MARDAN	KP/40/18/036	M	6	04-02-18	7+	08-03-18	09-03-18	VACC	N	Y	Y	Y	203
94	MARDAN	TAKHT BAHI	KP/40/18/067	M	37	07-03-18	7+	24-04-18	25-04-18	EV	Y	N	Y	Y	172
95	MARDAN	MARDAN	KP/40/18/079	M	57	24-04-18	7+	10-05-18	11-05-18	NVI	Y	Y	Y	Y	124
96	MARDAN	MARDAN	KP/40/18/080	M	120	20-04-18	7+	11-05-18	13-05-18	NVI	N	Y	Y	Y	128
97	MARDAN	MARDAN	KP/40/18/084	M	101	13-04-18	7+	17-05-18	18-05-18	EV	Y	Y	Y	Y	135
98	MARDAN	MARDAN	KP/40/18/100	M	49	19-05-18	7+	12-06-18	14-06-18	NVI	Y	Y	Y	Y	99
99	MARDAN	MARDAN	KP/40/18/102	M	17	10-05-18	7+	15-06-18	17-06-18	NVI	Y	Y	N	Y	108
100	NOWSHERA	NOWSHERA	KP/32/18/038	M	18	20-04-18	7+	04-05-18	05-05-18	NVI	Y	Y	N	Y	128
101	NOWSHERA	NOWSHERA	KP/32/18/048	M	168	08-05-18	3	01-06-18	02-06-18	NVI	N	N	N	Y	110
102	NOWSHERA	NOWSHERA	KP/32/18/051	M	13	27-04-18	7+	06-06-18	07-06-18	EV	Y	Y	Y	Y	121
103	NOWSHERA	CAMPS	KP/32/18/061	F	42	05-05-18	7+	27-06-18	28-06-18	NVI	Y	Y	Y	Y	113
104	PESHAWAR	PESHAWAR	KP/30/18/064	M	36	06-02-18	7+	18-03-18	19-03-18	VACC	Y	Y	Y	Y	201
105	PESHAWAR	PESHAWAR	KP/30/18/109	F	9	12-04-18	7+	08-05-18		NVI	N	N	UK	DIED	136
106	PESHAWAR	PESHAWAR	KP/30/18/113	M	16	03-04-18	7+	12-05-18	13-05-18	EV	N	Y	Y	Y	145
107	PESHAWAR	PESHAWAR	KP/30/18/161	M	40	16-03-18	7+				Y	Y	Y	Y	163
108	PESHAWAR	PESHAWAR	KP/30/18/167	F	42	04-04-18	7+	LATE NOTIFIED			N	Y	N	Y	144
109	SWABI	RAZAR	KP/41/18/069	F	15	18-04-18	7+				N	Y	Y	Y	130
110	SWABI	LAHORE	KP/41/18/074	F	96	11-04-18	0				N	Y	N	Y	137
111	SWAT	CHARBAGH	KP/24/18/034	M	11	04-04-18	7+	20-04-18	21-04-18	VACC	Y	Y	Y	Y	144
112	TANK	TANK	KP/63/18/019	M	11	27-04-18	7+	LATE NOTIFIED			N	Y	Y		121
113	CHAGHAI	DALBANDIN	BN/13/18/004	M	42	23-04-18	6	07-05-18	08-05-18	EV	Y	Y	Y	Y	125
114	DUKKI	CHAMALANG	BN/65/18/009	M	29	26-05-18	7+	12-06-18	14-06-18	NVI	Y	N	Y		92
115	KABDULAH	CHAMAN	BN/14/18/005	F	12	07-02-18	7+	DIED BEFORE STOOL			Y	N	Y	DIED	200
116	KHARAN	KHARAN	BN/52/18/004	F	36	31-01-18	7+				UK	UK	N		207
117	NSIRABAD	TAMBOO	BN/41/18/026	M	28	18-05-18	7+	LATE NOTIFIED			Y	Y	Y	Y	100
118	SHARANI	SHARANI	BN/26/18/004	F	18	13-05-18	7+				Y	N	Y		105
119	SOHBATPUR	SOHBAT PUR	BN/66/18/004	M	48	16-03-18	7+	25-04-18	26-04-18	NVI	Y	Y	Y	Y	163
120	POONCH	ABBASPUR	AJ/40/18/007	M	24	20-01-18	7+	07-02-18	08-02-18	NVI	Y	Y	Y	Y	218
121	HUNZA	ALIABAD	GB/72/18/001	F	12	15-01-18	7+	04-03-18	05-03-18	NVI	UK	Y	UK		223
122	FR BANNU	FR BANNU	FT/69/18/021	M	18	09-05-18	7+	07-07-18	08-07-18	NVI	N	Y	UK		109
123	KHYBER	BARA	FT/34/18/031	M	10	15-02-18	7+	14-03-18	15-03-18	NVI	Y	Y	Y	Y	192
124	KHYBER	JAMRUD	FT/34/18/032	F	15	10-02-18	7+	18-03-18	19-03-18	NVI	N	Y	Y	Y	197
125	KURRAM	LOWER KURRAM	FT/52/18/008	F	12	18-02-18	6	27-03-18	28-03-18	VACC	N	N	Y	Y	189
126	KURRAM	UPPER KURRAM	FT/52/18/016	M	16	26-05-18	7+	27-06-18	28-06-18	EV	N	N	UK		92
127	WAZIR-N	MIR ALI	FT/64/18/019	F	12	13-02-18	7+	DIED BEFORE STOOL			Y	N	Y	DIED	194
128	WAZIR-N	MIRAN SHAH	FT/64/18/028	M	10	08-04-18	7+	LATE NOTIFIED			Y	Y	Y	Y	140

\* Afp.rec Data as of 27-08-2018

€ Based on recall of parents

60 days Follow-up not done

FUP = Residual Weakness at 60 days follow up.