



**World Health
Organization**

**Weekly
AFP Surveillance Update
Pakistan**

Week 32 (*Ended on 11th Aug, 2018*)

National Surveillance Cell

World Health Organization Country Office,
Chak Shahzad, Park Road,
Islamabad, Pakistan

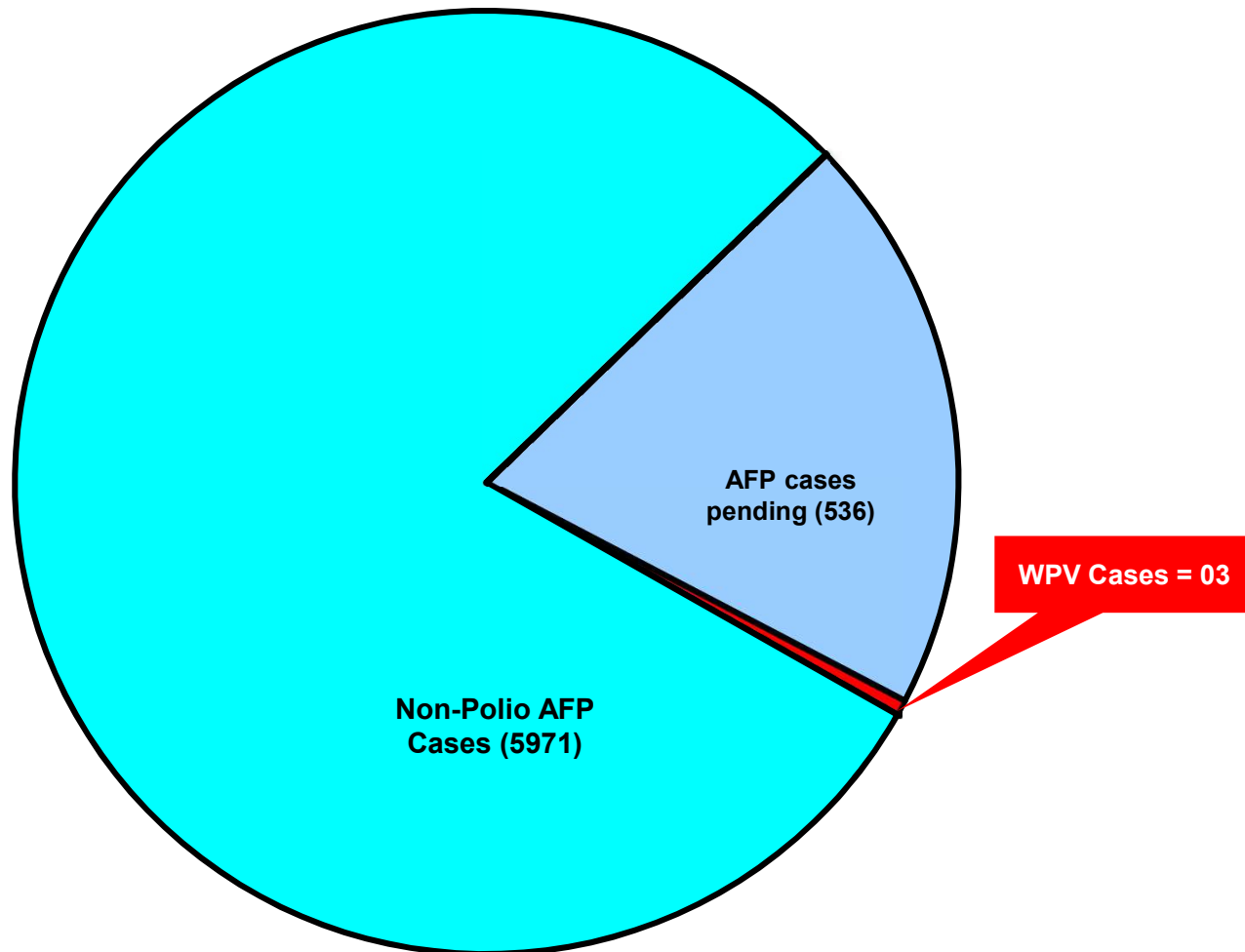
Tel: +92-51 9255123 / 9255282 /9255184

AFP Surveillance



<http://www.emro.who.int/pak/information-resources>

AFP Case Profile, 2018*



Total AFP Cases Reported = 6510

^ 269 Inadequate cases not due for FUP

^ 267 AFP Cases pending in Lab

^117 AFP Cases pending for classification by ERC

* Afp.rec Data as of 13-08-2018

Table 1.1: List of Confirmed Polio Cases, Pakistan 2018* (1/1)

S.NO.	PROVINCE/ REGION	DISTRICT	TEHSIL	EPID NO.	SEX	AGE (m)	DATE ONSET OF PARALYSIS	NO. OPV DOSES (based on parents recall)		FEVER	Asymetric Paralysis	Rapid Progression	REFUSAL	WPV TYPE	GENETICS
								Routine	SIA's						Cluster
01	BALUCHISTAN	DUKI	DUKI	BN/65/18/003	M	38	08-Mar-18	0	7+	Y	Y	Y	N	NSL1	R4B5C4
02	BALUCHISTAN	DUKI	DUKI	BN/65/18/005	F	18	15-Apr-18	0	7	Y	Y	Y	N	NSL1	R4B5C4D
03	BALUCHISTAN	DUKI	DUKI	BN/65/18/007	M	18	18-May-18	0	3	Y	Y	Y	N	NSL1	R4B5C4D

* Afp.rec Data as of 13-08-2018

Table 3: Urgent/ITD Pending Cases (1/1)

S. #	District	Basic information								OPV doses				Urgent		Prov Diagnosis	Lab update			Remarks
		Tier	Tehsil	Union council	Epid number	Date of Onset	Age (M)	Sex	Date of 1st stool	Stool Adeq	Ri	SAs	Last 6 SAs	Last dose	Field		NSC	Lab No.	Days Inoc	
solates pending for ITSD																				
1	ABOTABAD	4	HAVELIAN	PHALLAH	KP/10/18/051	20-Jul-18	18	F	24-Jul-18	Y	3	7	6	10-Apr-18	N	N	ENCEPHALITIS	8479	4	L20B+
2	MUZFARGARH	2	AUPUR	BAZ WALA	PB/83/18/166	25-Jul-18	30	F	01-Aug-18	Y	3	7+	6	09-May-18	N	#	TRAUMATIC NEURITIS	8778	5	L20B+
Reported urgent (by field / NSC criteria)																				
3	NEELUM	4	AUTHMUQAM	TC	AJ/80/18/004	26-Jul-18	8	F	29-Jul-18	Y	3	3	3	14-Apr-18	N	Y	POSTVIRAL MENINGITIS, NEUROPA	8681	11	UP
4	FR DIKHAN	2	FR DIKHAN	DARAZINDA	FT/68/18/004	19-Jul-18	10	M	28-Jul-18	Y	0	6	6	03-Jul-18	N	Y	HYPOCALEMIA	8613	12	UP
5	GUJRANWALA	4	K.SPUR TOWN	UC-30	PB/21/18/148	29-Jul-18	11	M	02-Aug-18	Y	3	7+		14-Mar-18	Y	N	POLIO MYELITIS / INFECTION NEURITIS	8812	8	UP
6	SUJAWAL		SUJAWAL	BELLO	SD/79/18/079	24-Jul-18	6	M	31-Jul-18	Y	0	5	5	03-Jul-18	N	Y	ARTHRITIS/ MYOSITIS	8821	9	UP
7	KHUAMSHEED	4	JAMSHEED	MANZOOR	SD/66/18/015	20-Jul-18	6	M	27-Jul-18	Y	0	4	4	12-Jul-18	N	Y	HYPOCALEMIA	8620	12	UP
8	KHIKORANGI	4	KORANGI	BILAL COLONY-	SD/68/18/021	29-Jul-18	12	M	01-Aug-18	Y	3	3	3	07-Jul-18	N	Y	HYPOCALEMIA	8742	10	UP
9	THATTA	4	GHORA BARI	GARHD	SD/22/18/027	26-Jul-18	24	F	01-Aug-18	Y	0	6	6	03-Jul-18	N	Y	MENINGO ENCEPHALITIS	8819	9	UP

* New addition § New results #Data not available ¥ NSC Criteria = Fever, Rapid Progress, Age < 48 months and OPV Doses < 7 UP = Under process
 Urgent (Field/NSC) / Inadequate specimens / Age 12-35 months / Zero OPV dose Pending for genomic sequencing

Point in time comparison of Polio Cases by Province/Region 2017 - 2018*

Region/ Province	No. of polio cases		No. of infected districts/towns		Most recent polio case
	2017	2018	2017	2018	
Balochistan	1	3	1	1	18-May-18
Sindh	1	0	1	0	09-Nov-17
Khyber Pakhtunkhwa	0	0	0	0	21-Aug-17
KP-TD	0	0	0	0	27-Jul -16
G-Baltistan	1	0	1	0	13-Feb-17
Punjab	1	0	1	0	28-Jan-17
Pakistan	4	3	4	1	18-May-18

Nineteen additional district / town declared infected based on environmental samples in 2018

* Afp.rec Data as of 13-08-2018

Table 2: LAB Update 2018*

Month of Onset	AFP Cases	No virus isolated	Cases Under Process		Isolated Viruses from stools						
			Culture	ITD	Vaccine viruses		NPEV		Wild	Results within 14 days	
	n	n	n	n	n	%	n	%	n	n	%
January	1010	843	0	0	76	8	91	9%	0	1010	100%
February	894	715	0	0	74	8	105	12%	0	894	100%
March	968	767	0	0	28	3	172	18%	1	967	100%
April	982	734	0	0	31	3	217	22%	1	982	100%
May	993	723	0	0	30	3	239	24%	1	992	100%
June	777	578	4	0	18	2	177	23%	0	773	99%
July	788	446	127	2	21	3	201	26%	0	668	85%
Aug	20	0	20	0	0	0	0	0%	0	0	0%
Total	6432	4806	151	2	278	4	1202	19%	03	6286	98%

* Data as of Aug 13, 2018

Comparison of Environmental Sampling Results, 2017-18*

DISTRICT	2017					2018					Last
	TOTAL	WILD			TOTAL	WILD					
	n	GRAB	BMFS	TOTAL		n	GRAB	BMFS	TOTAL		
		n	n	n	%		n	n	n	%	
LAHORE	39			0	0%	34	2		2	6%	11-Jul-18
MULTAN	22	1		1	5%	21			0	0%	9-Jan-17
DGKHAN	22			0	0%	15		1	1	7%	12-Feb-18
RAWALPINDI	16	4	2	6	38%	15	4	1	5	33%	10-Jul-18
FAISALABAD	15			0	0%	14			0	0%	2-Jul-16
SARGODHA	7			0	0%	7			0	0%	
BAHAWALPUR	8			0	0%	6			0	0%	
RAJANPUR						7			0	0%	
CDA	7	5		5	71%	7	3		3	43%	10-Jul-18
KHIGIQBAL	16	3	1	4	25%	14			0	0%	10-Oct-17
KHIGADAP	23	12		12	52%	21	8		8	38%	13-Jul-18
KHIBALDIA	8	1		1	13%	7			0	0%	3-Nov-17
KHILANDHI	7	4		4	57%	7	3		3	43%	30-Jul-18
KHIKORANGI	7			0	0%	6			0	0%	16-Oct-17
KHISITE	8	1		1	13%	7	1		1	14%	1-Jan-18
KHISADDAR						6			0	0%	
KHILIAQAT						6	1		1	17%	7-Mar-18
SUKKUR	20	1		1	5%	15		1	1	7%	8-Feb-18
HYDERABAD	8			0	0%	7	1		1	14%	9-Feb-18
JACOBABAD	9		1	1	11%	9	1	1	2	22%	7-Mar-18
SANGHAR	7			0	0%	1			0	0%	
DADU	8			0	0%	7			0	0%	
KAMBAR	7			0	0%	7	3		3	43%	9-Jul-18
PESHAWAR	18	3	2	5	28%	15	9	1	10	67%	26-Jul-18
DIKHAN	16			0	0%	13			0	0%	16-Jul-16
BANNU	6			0	0%	7		1	1	14%	31-Mar-18
KOHAT	7			0	0%	7	3		3	43%	27-Jun-18
CHARSADA	7			0	0%	7			0	0%	
MARDAN	7			0	0%	7			0	0%	
NOWSHERA	7			0	0%	6			0	0%	
KABDULAH	15	10		10	67%	14	1		1	7%	1-Jan-18
QUETTA	31	9	1	10	32%	28	5		5	18%	28-Jul-18
PISHIN	8	4		4	50%	7			0	0%	2-Oct-17
KHUZDAR	7			0	0%	7			0	0%	
LORALAI	7			0	0%	6	1		1	17%	17-Mar-18
ZHOB	7			0	0%	7			0	0%	18-Dec-17
WAZIR-S						3			0		
BAJOUR						4	2		2	50%	1-Aug-18
PAKISTAN	407	58	7	65	16%	384	48	6	54	14%	30-Jul-18

New Positive Samples

* Afp.rec Data as of 13-08-2018

WPV and cVDPV Cases by District in 2018

PROVINCE	DISTRICT	WPV Cases		cVDPV Cases	
		Onset of Last Case	Cases	Onset of Last Case	Cases
BALUCHISTAN	DUKKI	18-May	3		

Map 2.1: Point in Time Comparison of Wild Polio virus Compatible and cVDPV2 isolates

Infected districts/Towns/Agencies/Areas

On the basis of WPV isolation

- WPV cases = 04
- Sewage water = 12 (no WPV case)
- Total = 16

2017

Source

AFP Surveillance

- P1 = 03
- Compatible = 0
- cVDPV Cases = -
- cVDPV Env = -

Sewage water

- Grab = 58
- BMFS = 07

Infected districts/Towns/Agencies/Areas

On the basis of WPV isolation

- WPV cases = 01
- Sewage water = 19 (no WPV case)
- Total = 20

2018

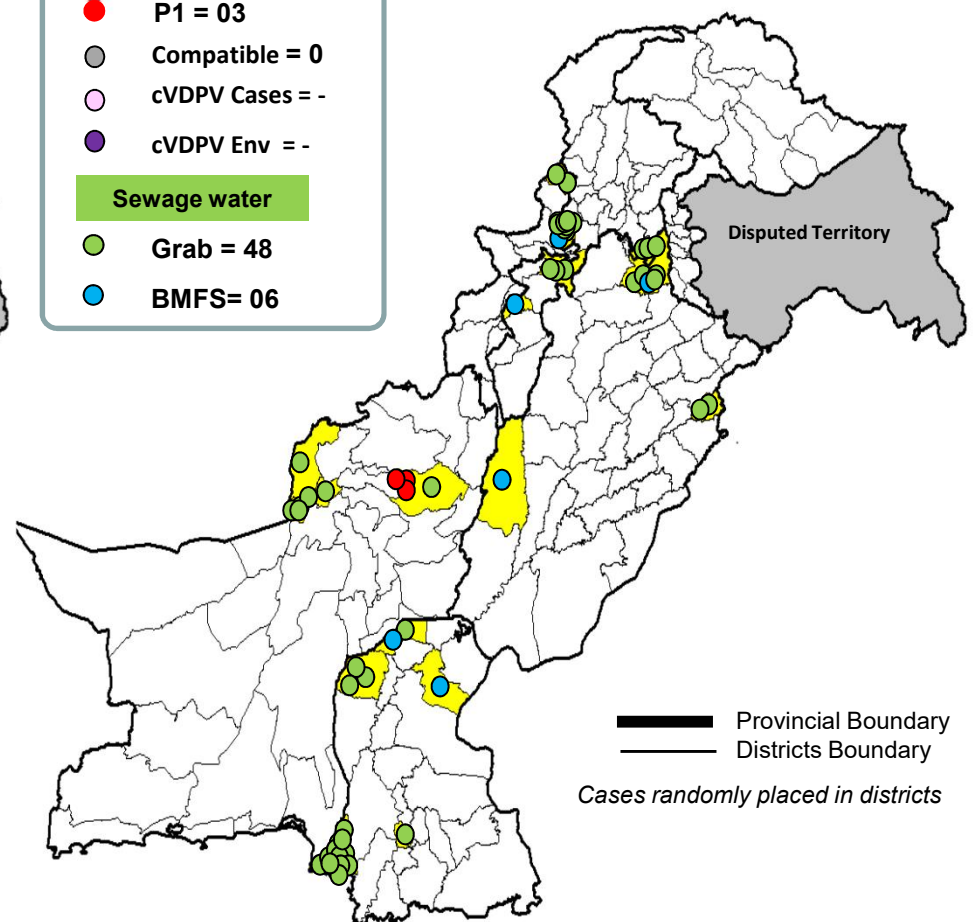
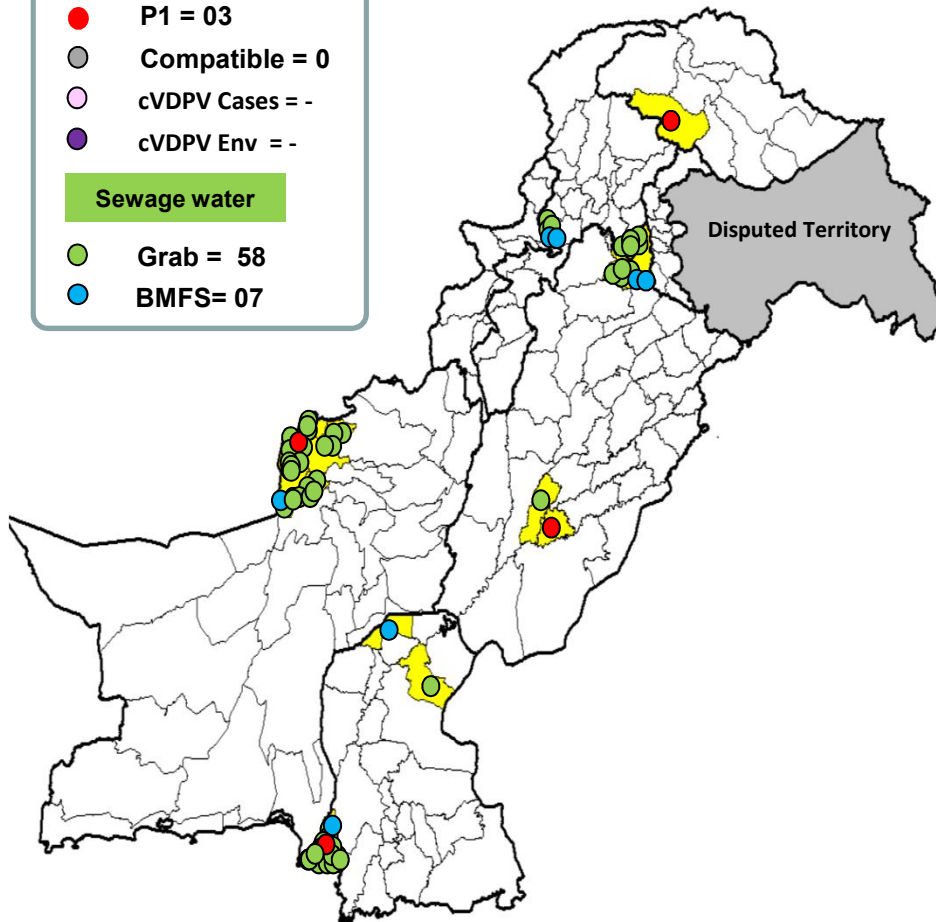
Source

AFP Surveillance

- P1 = 03
- Compatible = 0
- cVDPV Cases = -
- cVDPV Env = -

Sewage water

- Grab = 48
- BMFS = 06



— Provincial Boundary
 — Districts Boundary

Cases randomly placed in districts




* Afp.rec Data as of 13-08-2018

Map1: Distribution of Wild Polio Cases Pakistan 2017-2018*

Districts/Towns with Wild Polio Cases = 01



Province/ Country	Date of Last Case		Number of cases 2017		Number of cases 2018	
	P1	P3	P1	P3	P1	P3
KP-TD	Jul, 2016	Apr, 2012	-	-	-	-
KHYBER-PAKHTUNKHWA	Aug, 2017	Oct, 2010	01	-	-	-
SINDH	Nov, 2017	Jan, 2010	02	-	-	-
BALUCHISTAN	Apr, 2018	Apr, 2010	03	-	03	-
PUNJAB	Jan, 2017	Jun, 2010	01	-	-	-
AJK	Jun, 2000	Jun, 2000	-	-	-	-
GILGIT-BALTISTAN	Feb, 2017	-	01	-	-	-
ISLAMABAD	Sep, 2008	Sep, 2008	-	-	-	-
PAKISTAN	Apr, 2018	Apr, 2012	08	-	03	-

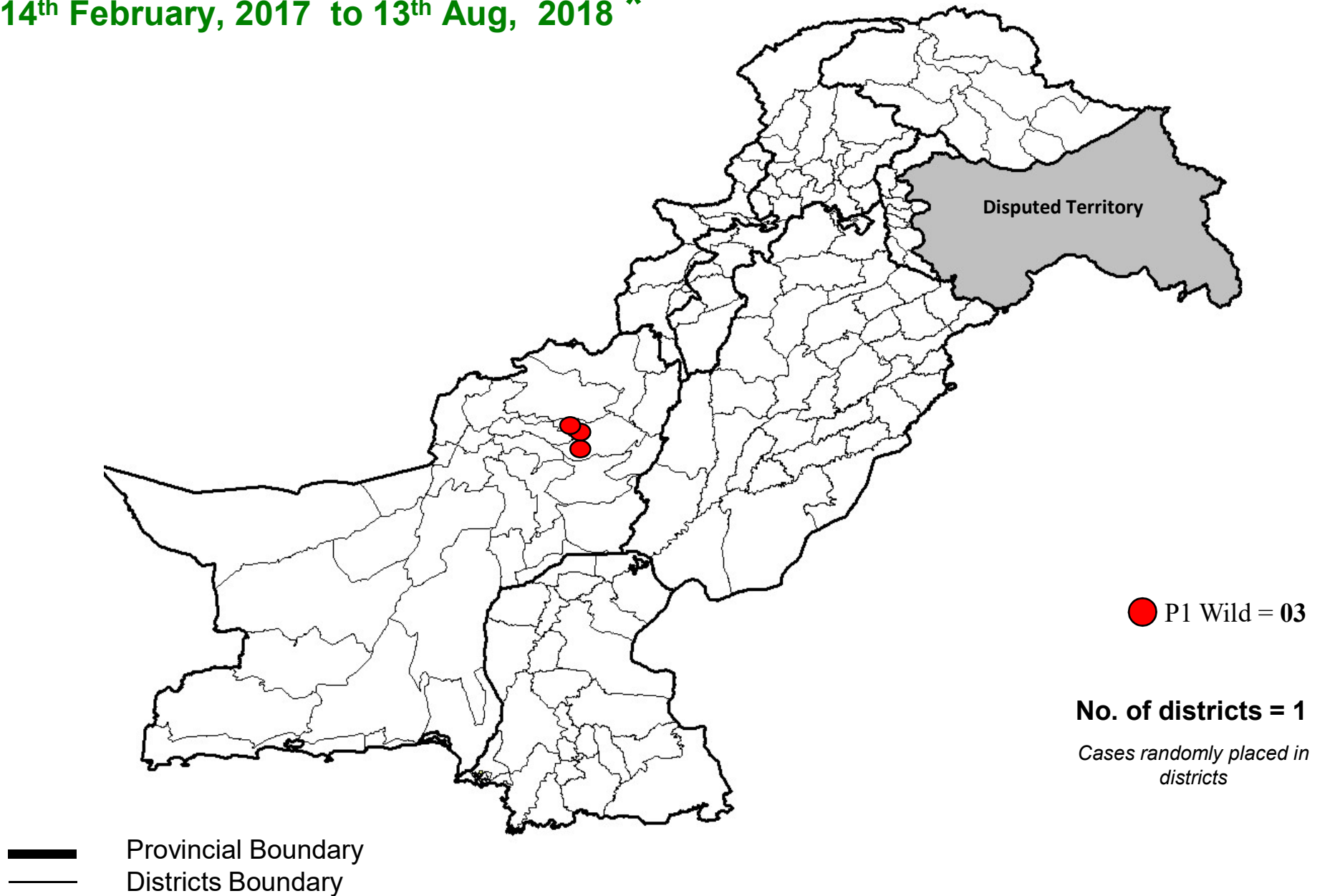
-  District with last polio case in province
-  Provincial Boundary
-  Districts Boundary

Cases randomly placed in districts

* Afp.rec Data as of 13-08-2018

Map 3: Wild Polio cases in the last 6 months

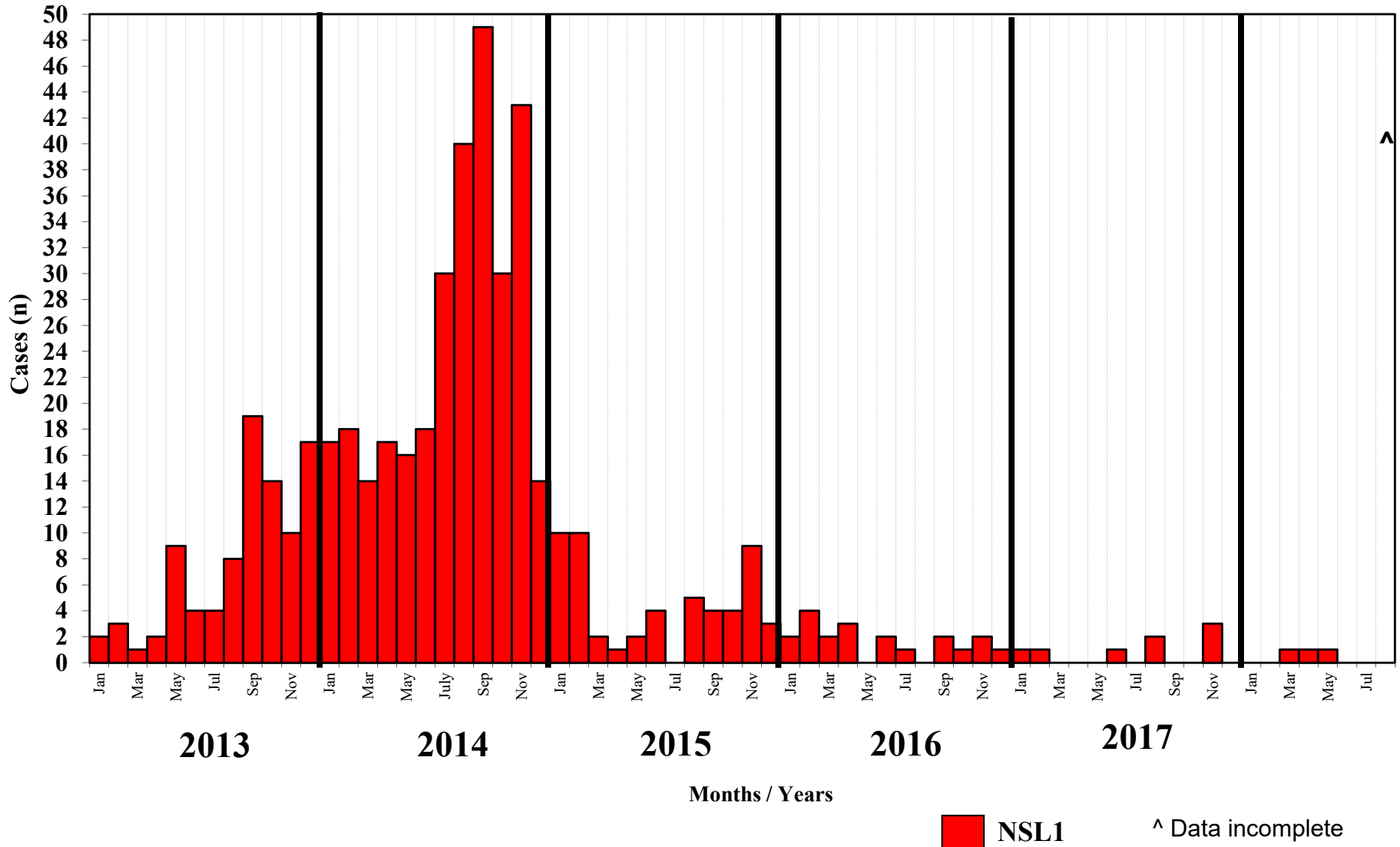
14th February, 2017 to 13th Aug, 2018 *



* Afp.rec Data as of 13-08-2018

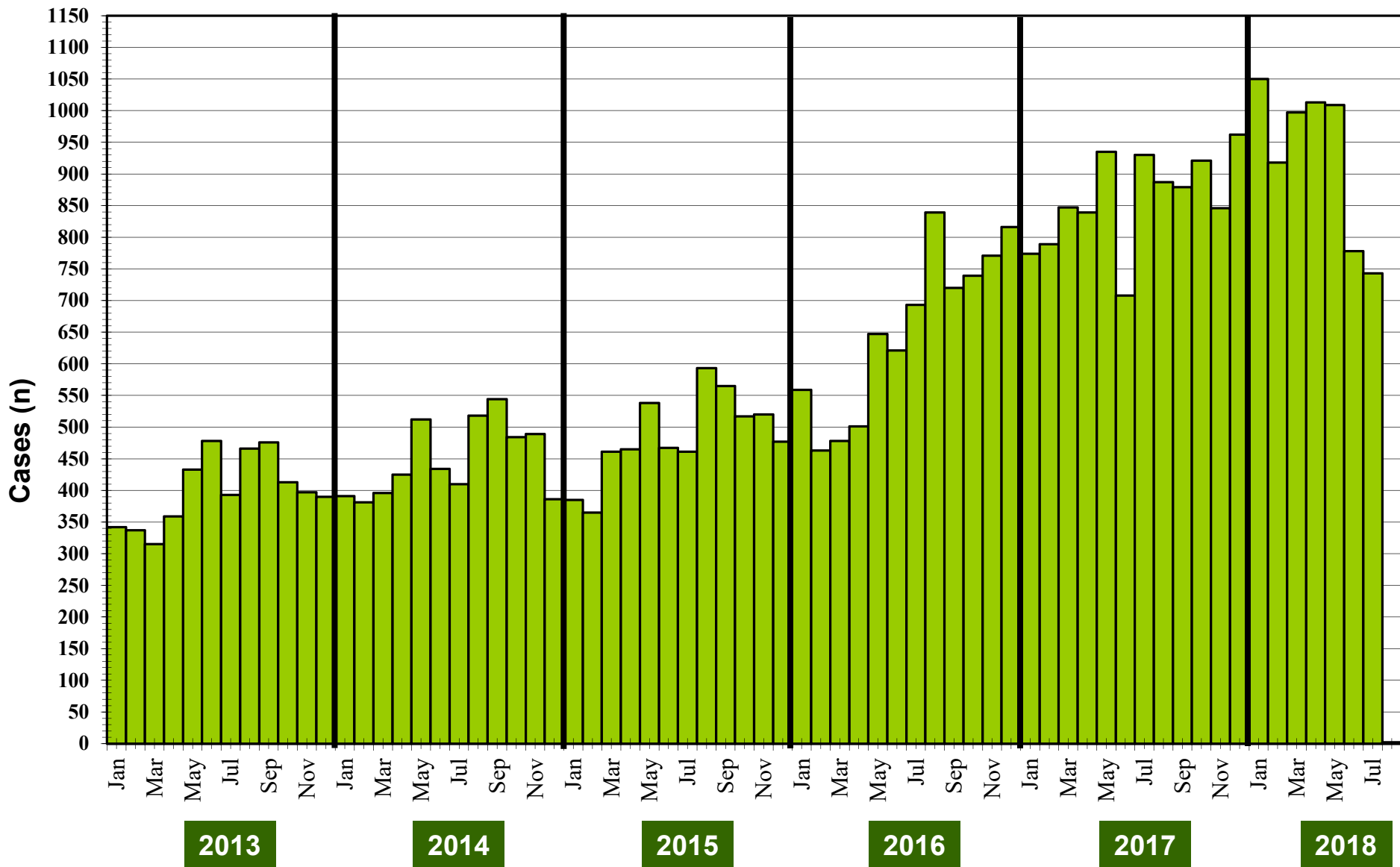
Confirmed Polio Cases 2013-2018*

2018



* Afp.rec Data as of 13-08-2018

Graph 1: Distribution of AFP Cases by Month, Pakistan 2013-2018*



* Afp.rec Data as of 13-08-2018

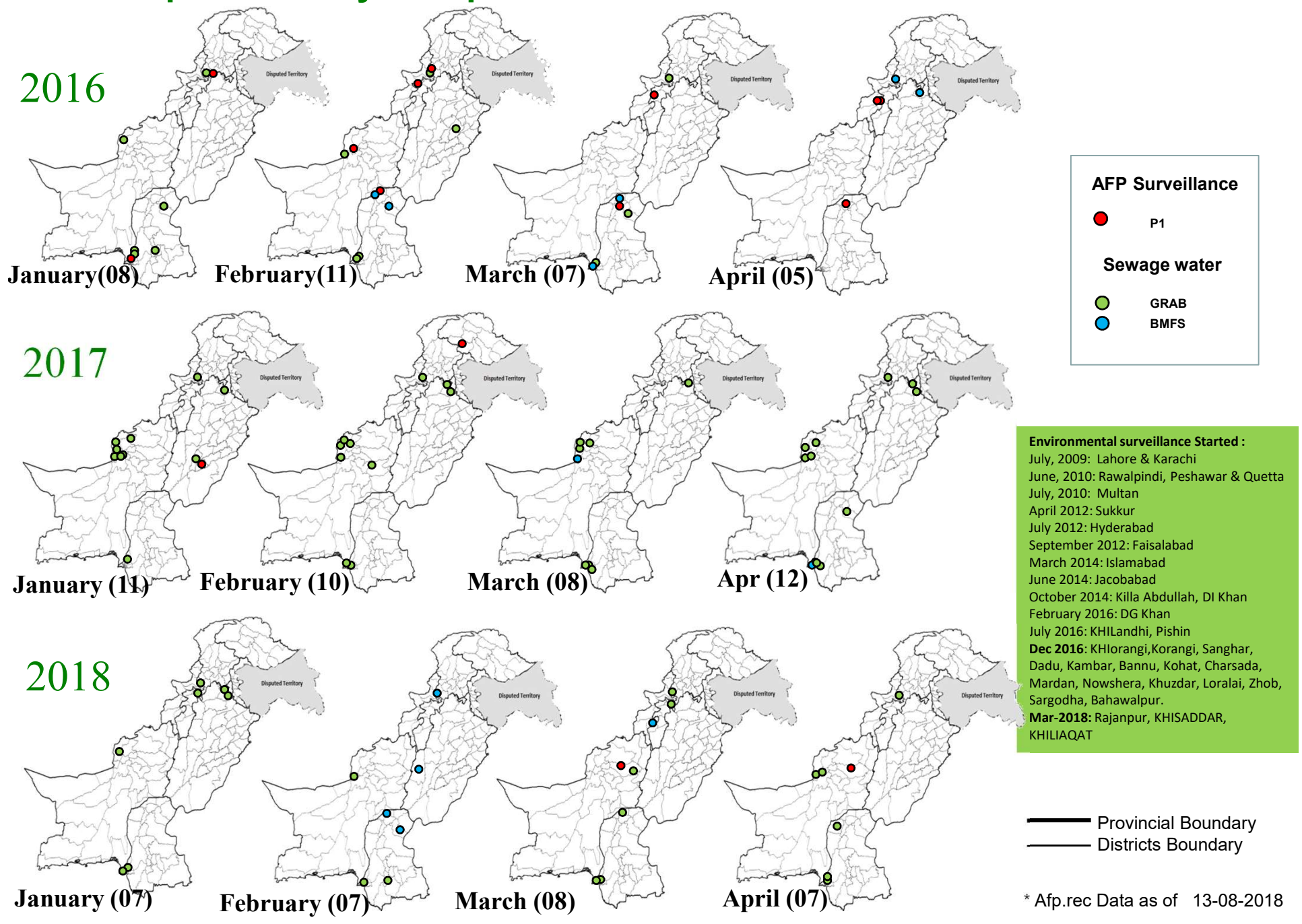
**Table 4: Distribution of AFP Cases By Week of Onset ^
Pakistan- 2017-2018* [Week number / Ending on]**

PROVINCE	W 17 28 Apr 2018	W 18 05 May 2018	W 19 12 May 2018	W 20 19 May 2018	W 21 26 May 2018	W 22 01 Jun 2018	W 23 08 Jun 2018	W 24 15 Jun 2018	W 25 22 Jun 2018	W 26 30 Jun 2018	W 27 07 Jul 2018	W 28 14 Jul 2018	W 29 21 Jul 2018	W 30 28 Jul 2018	W 31 04 Aug 2018
PUNJAB	97	127	132	103	109	96	103	92	90	78	105	85	100	63	14
SINDH	36	46	40	32	36	38	26	25	31	40	44	36	31	37	13
KP-TD	8	18	12	5	6	1	6	6	8	12	10	6	12	8	0
BALUCHISTAN	15	8	9	7	9	9	10	5	7	7	11	3	11	3	1
AJK	2	7	6	3	1	4	3	5	3	3	3	1	2	6	0
GILGIT BILTISTAN	2	2	3	3	2	2	0	0	2	2	2	2	2	0	0
ISLAMABAD	2	2	1	0	0	2	1	0	2	1	0	1	0	2	2
KPAKHTUNKHWA	41	57	57	39	38	38	35	35	39	43	47	42	24	22	9
PAKISTAN	203	267	260	192	201	190	184	168	182	186	222	176	182	141	39

* Afp.rec & Afplab.rec: Data as of 13-08-2018

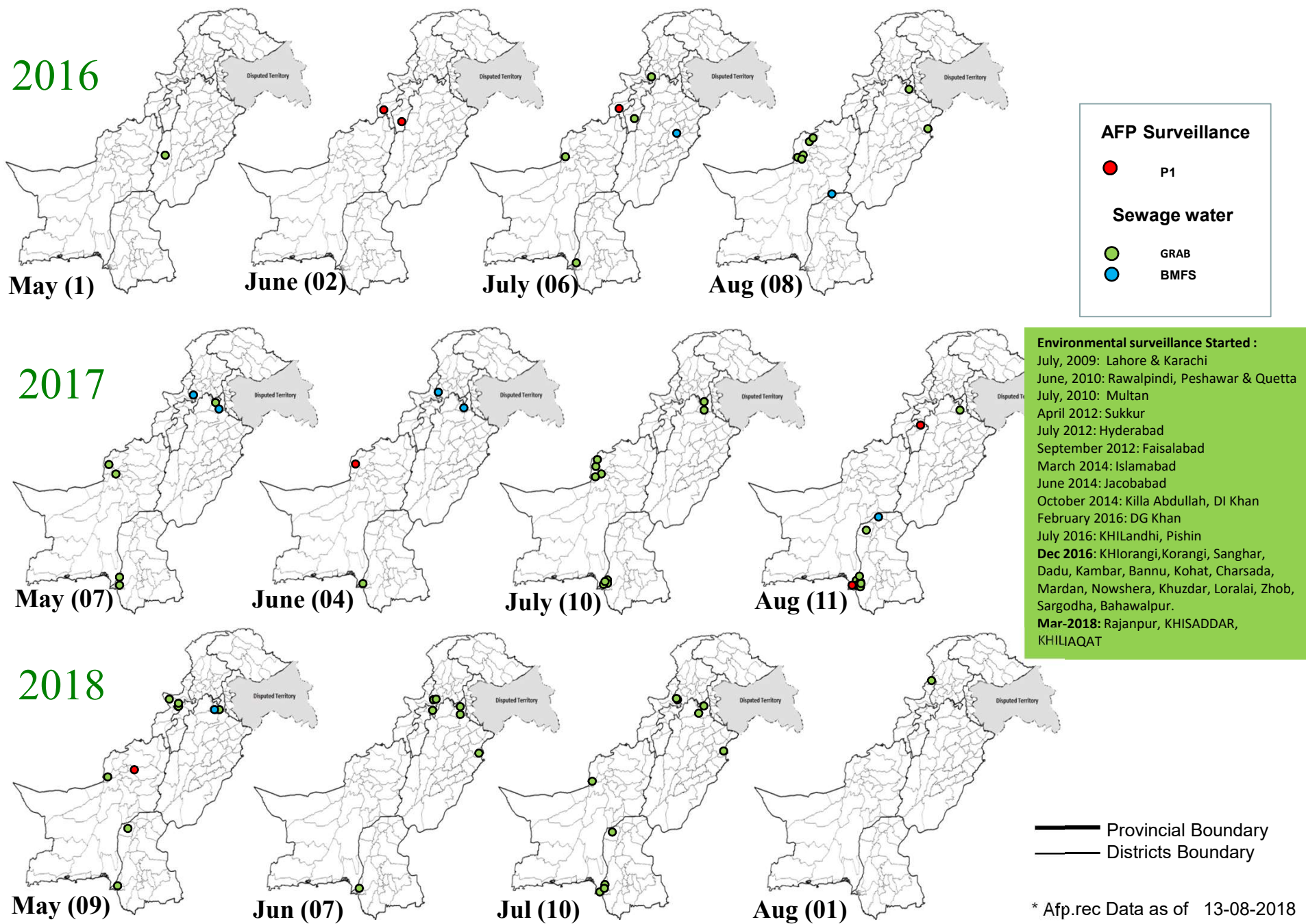
^ MMWR Epidemiological Weeks

Map 4: Monthly Comparison of Polio Cases/Isolates 2016-2018*



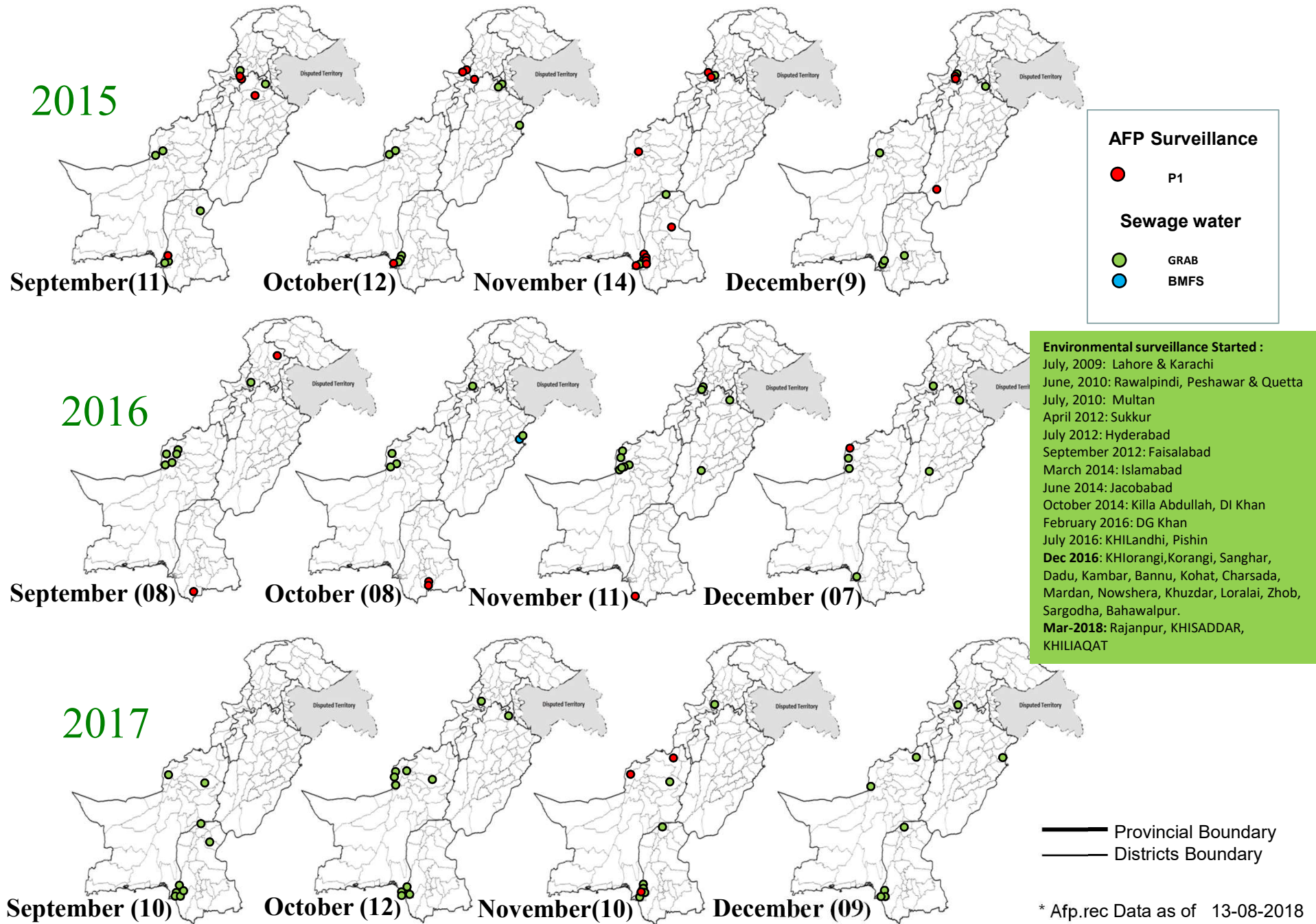
* Afp.rec Data as of 13-08-2018

Map 4.1: Monthly Comparison of Polio Cases/Isolates 2016-2018*



* Afp.rec Data as of 13-08-2018

Map 4.2: Monthly Comparison of Polio Cases/Isolates 2015-2017*



* Afp.rec Data as of 13-08-2018

Table 5: Polio Eradication Update, Pakistan 2015-2018*

Province/Region	Polio 1			
	2015	2016	2017	2018
KP-TD	16	02	-	-
KP	17	08	01	-
SINDH	12	08	02	-
PUNJAB	02	-	01	-
BALUCHISTAN	07	02	03	03
AJK	-	-	-	-
Gilgit-Baltistan	-	-	01	-
ISLAMABAD	-	-	-	-
PAKISTAN	54	20	08	03

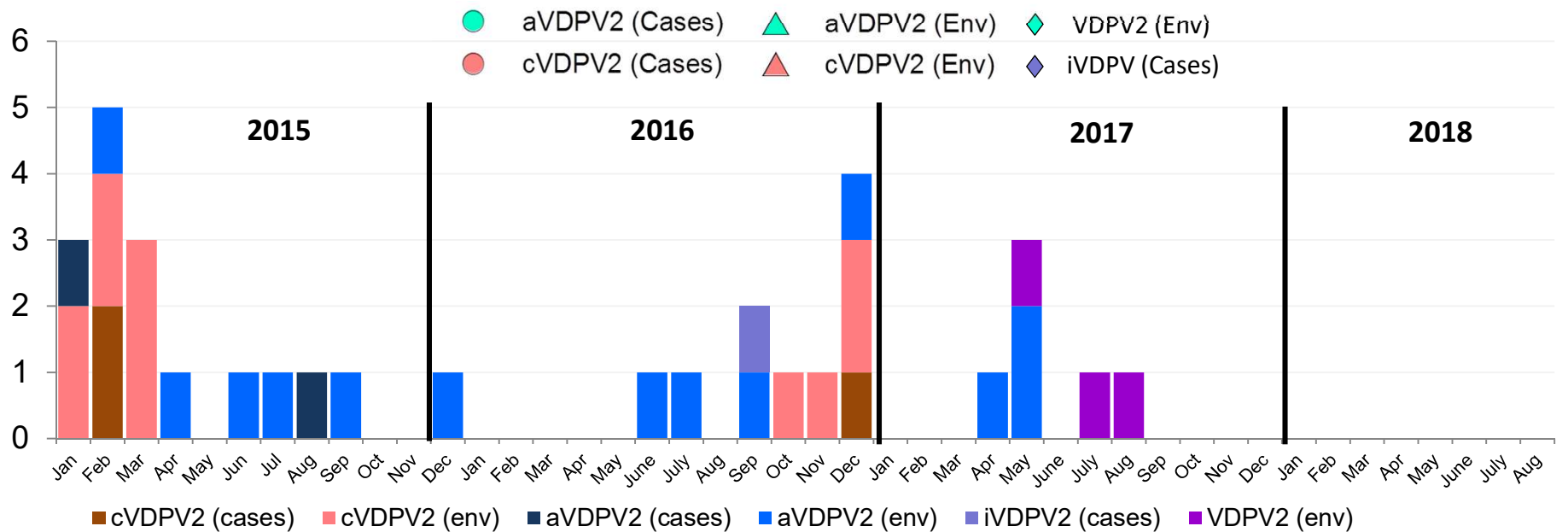
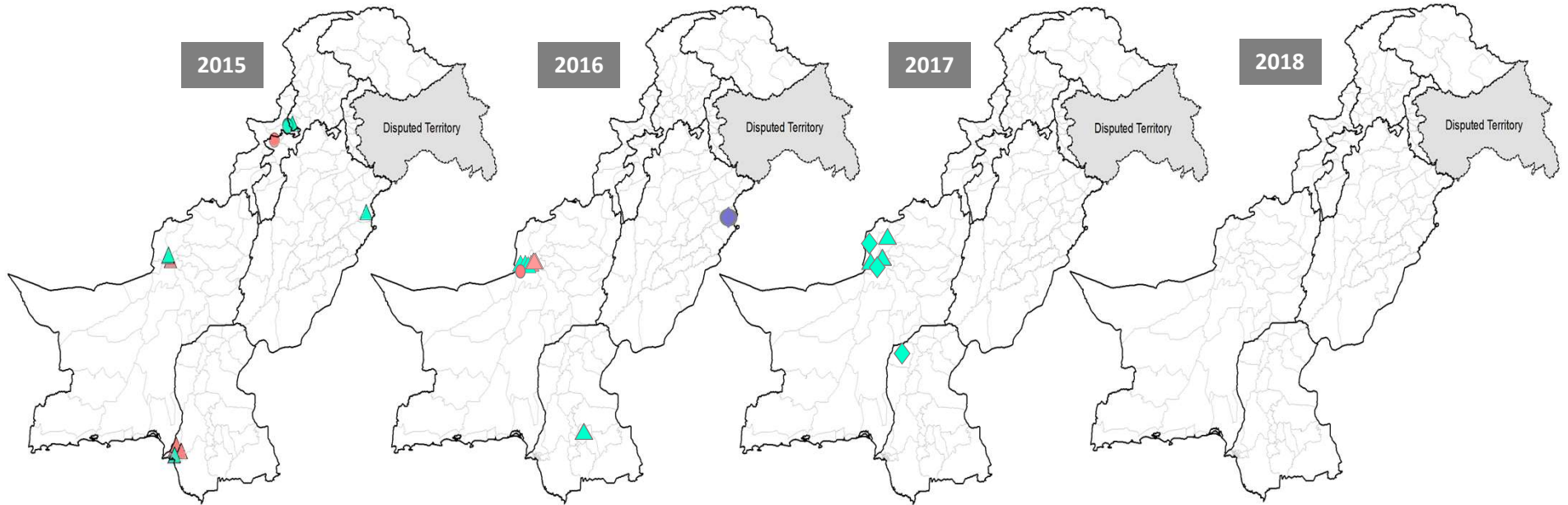


* Afp.rec Data as of 13-08-2018

VDPV2 isolates, 2014 to 2018*

DISTRICT	2014				2015				2016					2017					2018			
	aVDPV-2		cVDPV-2		aVDPV-2		cVDPV-2		aVDPV-2		iVDPV-2		cVDPV-2		VDPV2		aVDPV-2		cVDPV-2			
	Cases	Env	Cases	Env	Cases	Env	Cases	Env	Cases	Env	Cases	Env	Cases	Env	Env	Cases	Env	Cases	Env			
JAFARABAD																						
MASTUNG																						
PISHIN														1								
QUETTA					2		1			3			1	4		2				1		
KABDULAH																				1		
BALOCHISTAN					2		1			3			1	4		3				2		
KHYBER	1		2		1		1															
MOHMAND																						
WAZIR-N	2		7																			
WAZIR-S	1																					
KP-TD	4		17		1		1															
FR BANNU			8																			
BANNU			1																			
HANGU							1															
LAKKIMRWT			1																			
PESHAWAR			1				1															
KPAKHTUNKHWA			3		1		1															
LAHORE	1						1					1										
PUNJAB	1				1					1												
KAMBAR																				1		
KHIGADAP		2	1	7																6		
KHIGIQBAL		1					2															
KHIGULBERG							1															
HYDERABAD												1										
SINDH		3	1	7	1	2	6			1										1		
PAKISTAN	5	3	21	7	2	6	2	7		4	1		1	4		3				3		

VDPV isolates (Cases + ES), 2015 – 2018*



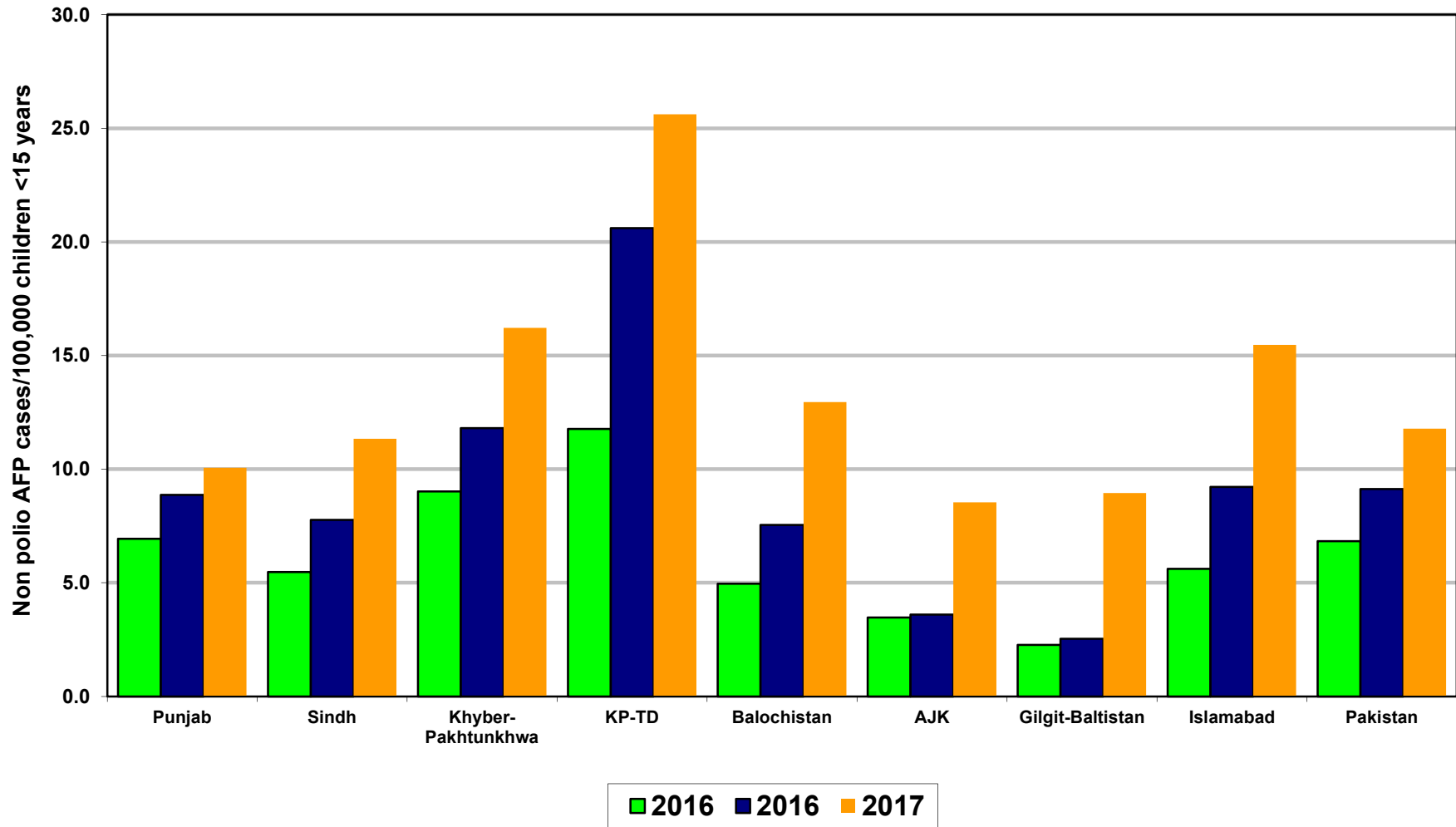
* Afp.rec Data as of 13-08-2018

Table 6: Vaccination status of non polio AFP cases age 6-59 months 2016-2018*

REGION	0 dose			1-2 doses			3 doses			4-6 doses			7+ doses		
	16	17	18	16	17	18	16	17	18	16	17	18	16	17	18
Central Punjab	0%	0%	0%	0%	0%	0%	1%	1%	2%	3%	3%	2%	97%	96%	97%
North Punjab	0%	0%	0%	0%	0%	0%	0%	1%	1%	2%	2%	2%	98%	97%	96%
South Punjab	0%	0%	0%	0%	0%	0%	0%	0%	0%	2%	2%	1%	98%	98%	98%
PUNJAB	0%	0%	0%	0%	0%	0%	0%	1%	1%	2%	2%	1%	97%	97%	97%
Karachi	0%	1%	0%	1%	1%	0%	1%	1%	1%	5%	7%	5%	93%	91%	93%
North Sindh	0%	0%	0%	0%	0%	0%	0%	0%	0%	5%	3%	3%	94%	97%	97%
South Sindh	0%	0%	0%	1%	0%	0%	1%	1%	0%	6%	4%	1%	92%	95%	98%
SINDH	0%	0%	0%	1%	0%	0%	1%	0%	0%	5%	4%	3%	93%	95%	96%
Central Khyber Pakhtunkhwa	0%	0%	0%	0%	1%	0%	0%	0%	0%	1%	1%	1%	98%	98%	98%
North Khyber Pakhtunkhwa	0%	0%	0%	1%	1%	0%	0%	1%	0%	3%	4%	2%	96%	94%	98%
South Khyber Pakhtunkhwa	1%	0%	1%	2%	2%	0%	1%	2%	0%	3%	5%	3%	94%	91%	95%
Khyber Pakhtunkhwa	0%	0%	0%	1%	1%	0%	0%	1%	0%	2%	3%	2%	96%	95%	97%
KP-TD	0%	0%	1%	2%	0%	1%	1%	1%	1%	9%	8%	4%	89%	91%	95%
Rest of Balochistan	7%	3%	0%	7%	9%	3%	2%	4%	0%	23%	13%	17%	62%	71%	80%
North Balochistan	0%	4%	0%	3%	6%	2%	3%	2%	0%	10%	10%	9%	83%	78%	88%
Quetta Block	1%	0%	5%	1%	1%	0%	4%	0%	0%	10%	7%	0%	83%	92%	95%
BALUCHISTAN	2%	2%	1%	3%	4%	1%	3%	3%	0%	13%	10%	9%	80%	82%	88%
PAKISTAN	0%	0%	0%	1%	1%	0%	1%	1%	1%	4%	4%	2%	95%	95%	97%

* Afp.rec Data as of 13-08-2018

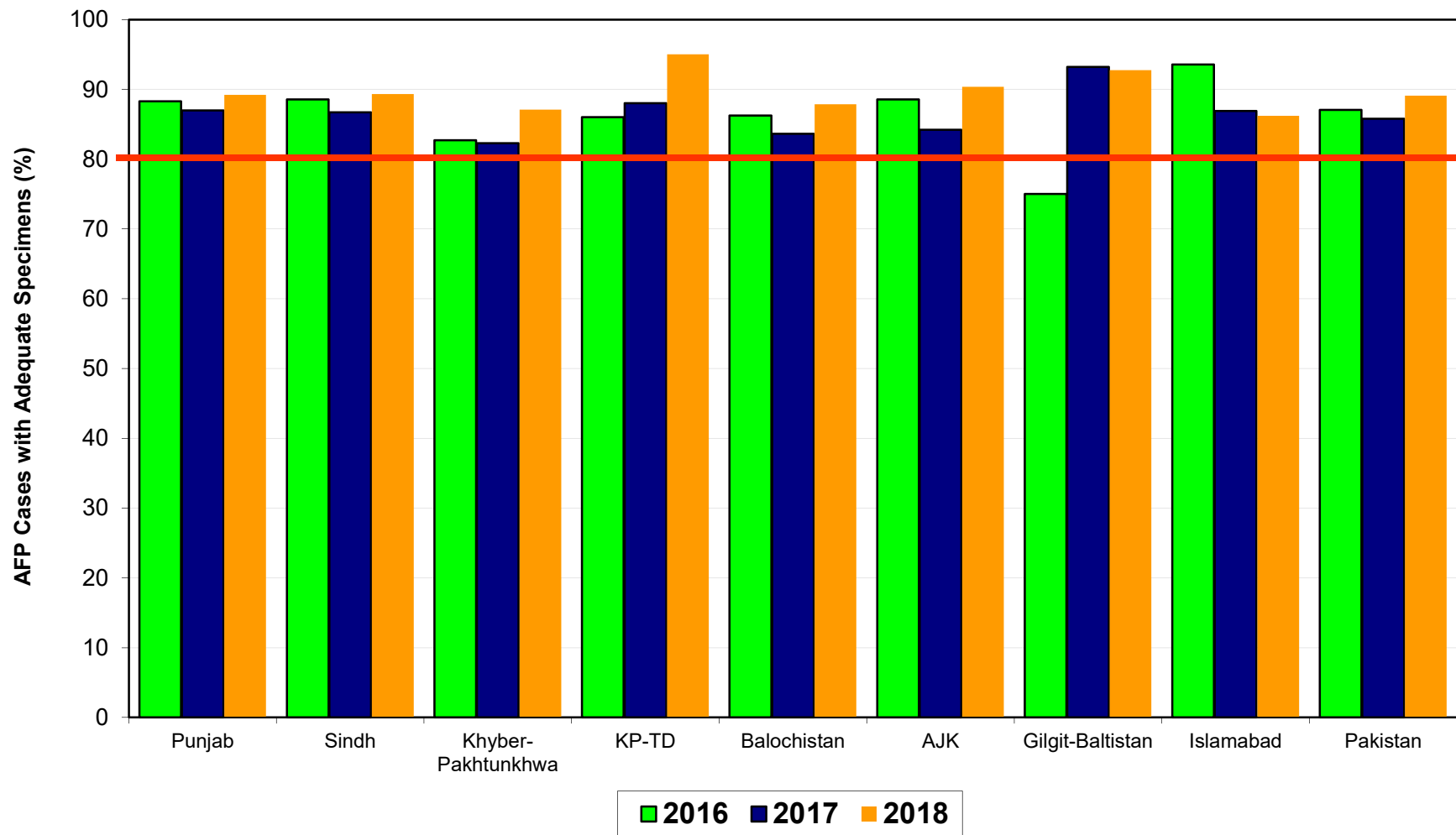
Non Polio AFP Rate By Province/Regions, 2016-2018*



Minimum Target Non-Polio AFP Rate for Tier-1 and Tier-2 districts is 6/100000 < 15 years of the age
 Minimum Target Non-Polio AFP Rate for Tier-3 and Tier-4 districts is 3/100000 < 15 years of the age

* Afp.rec Data as of 13-08-2018

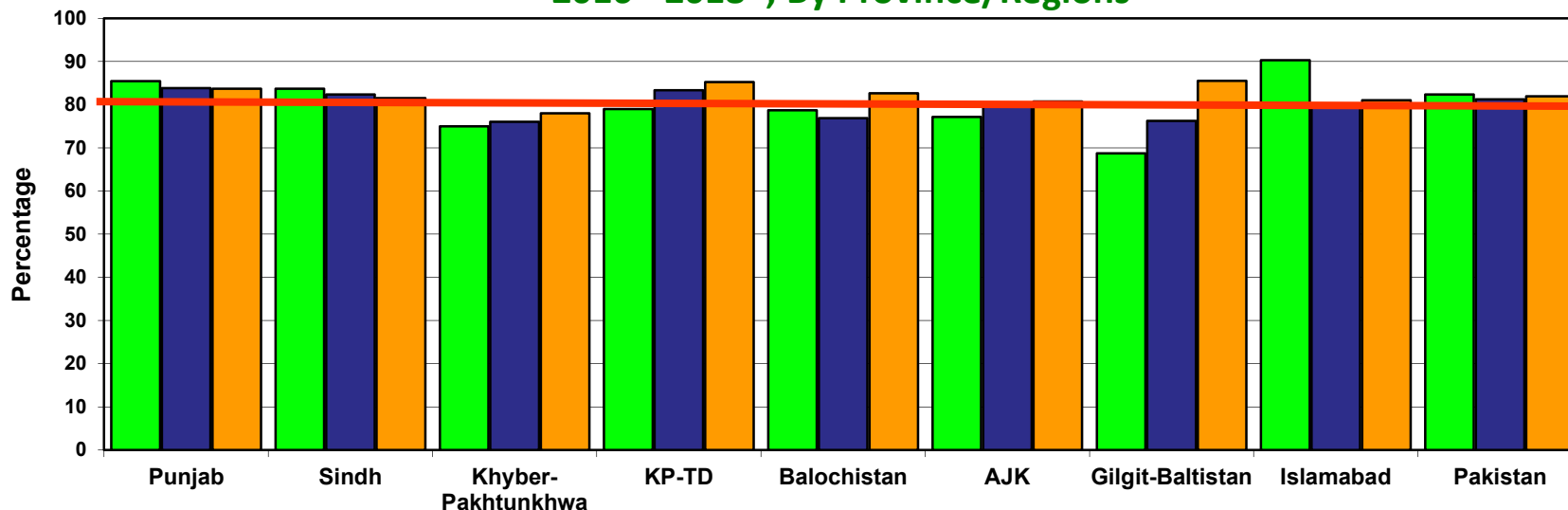
Percent AFP Cases with Adequate Specimens By Province/Regions, 2016-2018*



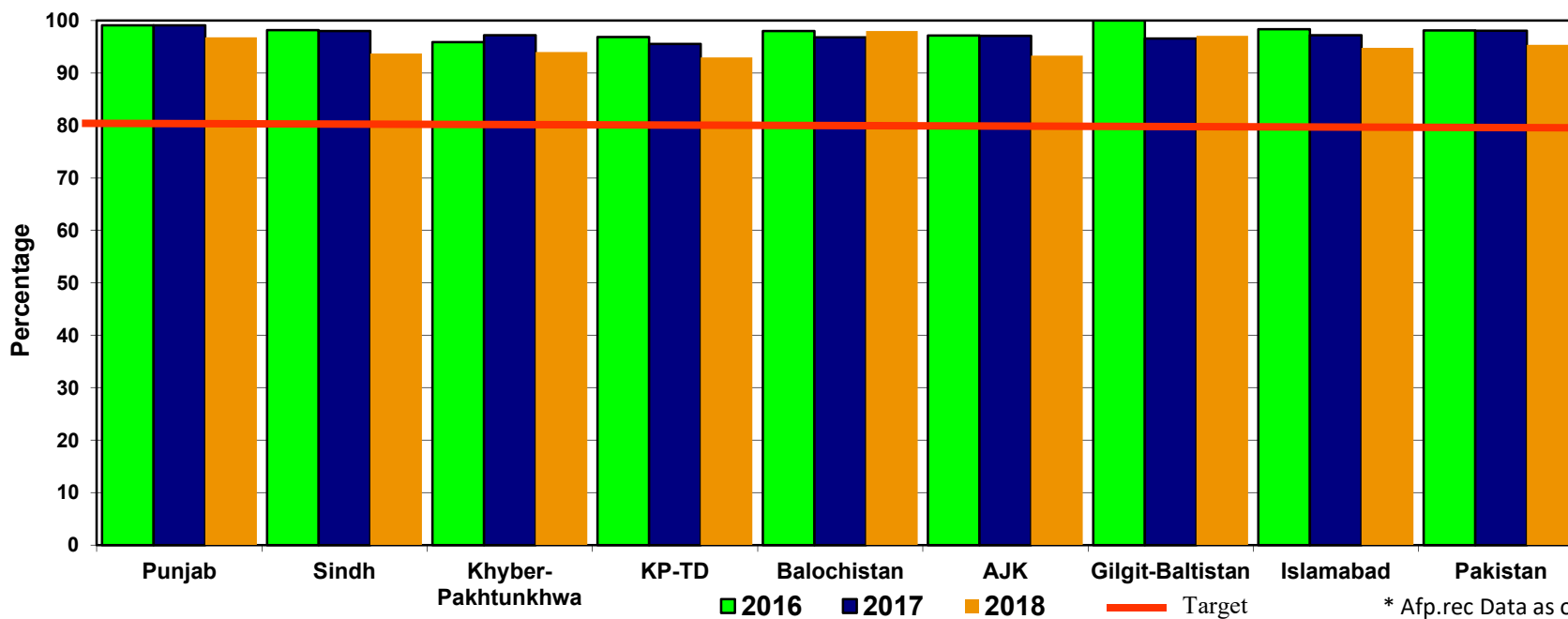
* Afp.rec Data as of 13-08-2018

— Target Adequate Sample cases = 80%

**Graph 5: Percent AFP Cases Notified within 07 days of paralysis onset
2016 - 2018*; By Province/Regions**



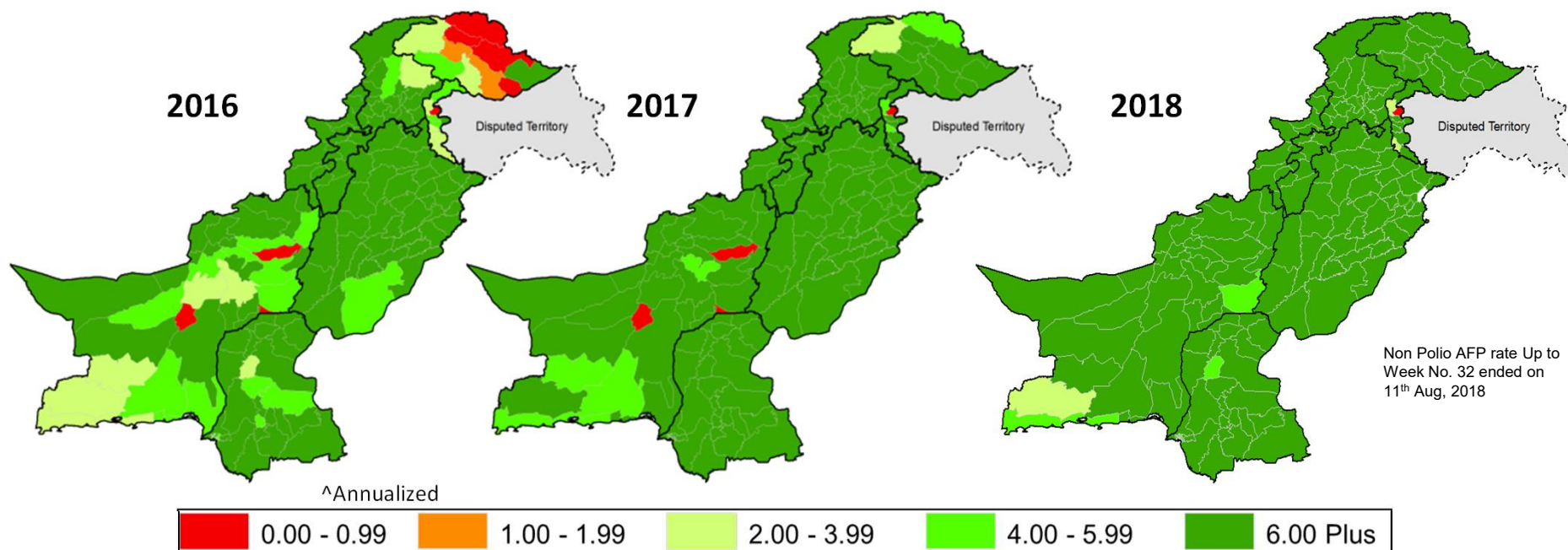
**Graph 6: Percent AFP Cases Investigated within 48 hours of notification
2016 ~ 2018*; By Province/Regions**



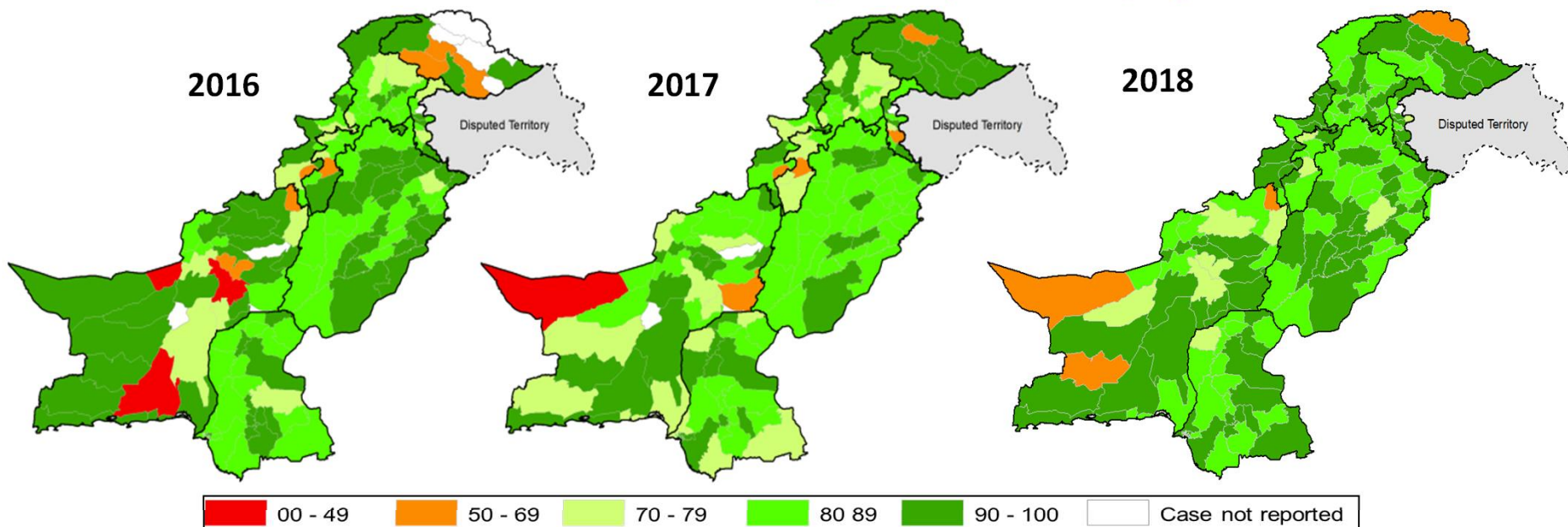
2016 2017 2018 Target

* Afp.rec Data as of 13-08-2018

Non-Polio ^ AFP Rate by District



Percent AFP Cases with Adequate Specimens, by District



**Table 7.4: AFP CASES PENDING FOR CLASSIFICATION
WITH DATE OF ONSET MORE THAN 90 DAYS* 2018 Page (1/3)**

S. No	DISTRICT	TEHSIL	EPID	SEX	AGE	DONSET	DOSE€	DSTOOL1	DSTOOL2	LAB	FEVER	ASVM	PROG	FUP	PEND (DAYS)
1	BUNER	BUNER	KP/22/18/012	M	36	07-02-18	7+	06-04-18	07-04-18	NVI	UK	UK	UK		187
2	BUNER	BUNER	KP/22/18/015	M	8	03-05-18	7+	25-05-18	25-05-18	NVI	UK	UK	UK		102
3	CHITRAL	CHITRAL	KP/21/18/023	M	59	09-05-18	7+	25-06-18	26-06-18	NVI	UK	UK	UK		96
4	BAHWLNAGAR	MINCHANABA	PB/73/18/001	M	36	05-01-18	7+	DIED BEFORE STOOL			N	N	Y	DIED	220
5	BAHWLNAGAR	BAHAWALNAGAR	PB/73/18/042	F	84	04-05-18	7+	DIED BEFORE STOOL			Y	N	Y	DIED	101
6	BAHWLNAGAR	BAHAWALNAGAR	PB/73/18/067	F	36	01-03-18	7+	07-07-18	09-07-18	NVI	Y	N	Y		165
7	CHINIOT	LALIAN	PB/54/18/027	M	15	30-04-18	7+	06-05-18		EV	Y	N	Y	DIED	105
8	DGKHAN	DG KHAN	PB/81/18/142	M	5	09-05-18	7+	02-07-18	03-07-18	VACC	Y	Y	Y		96
9	FAISALABAD	FSD CITY	PB/51/18/126	F	72	07-05-18	7+	28-06-18	29-06-18	NVI	N	Y	Y		98
10	FAISALABAD	FSD CITY	PB/51/18/133	M	25	17-03-18	7+	LATE NOTIFIED			Y	Y	Y	Y	149
11	GUJRANWALA	WAZIRABAD TOWN	PB/21/18/081	F	38	07-05-18	7+	19-05-18		EV	Y	Y	Y	DIED	98
12	GUJRAT	KHARIAN	PB/23/18/038	F	58	11-03-18	7+	DIED BEFORE STOOL			N	N	Y	DIED	155
13	GUJRAT	GUJRAT	PB/23/18/066	M	63	03-05-18	7+	25-05-18	26-05-18	NVI	Y	N	Y	Y	102
14	KASUR	KASUR	PB/32/18/047	M	18	01-05-18	7+	04-06-18	05-06-18	EV	Y	N	Y	Y	104
15	KASUR	KASUR	PB/32/18/052	F	20	22-02-18	7+	LATE NOTIFIED			Y	Y	Y	Y	172
16	KHUSHAB	NOORPUR THUL	PB/42/18/021	M	156	17-04-18	3	09-05-18	10-05-18	NVI	Y	Y	Y	Y	118
17	KHUSHAB	NOORPUR THUL	PB/42/18/020	M	178	29-04-18	7+	26-05-18	28-05-18	NVI	Y	N	Y	Y	106
18	LAHORE	NISHTER TOWN	PB/31/18/170	F	102	04-05-18	7+	31-05-18	01-06-18	NVI	N	N	Y	Y	101
19	LAHORE	DATA GUNJBUX TOWN	PB/31/18/229	M	19	07-05-18	7+	16-07-18	17-07-18	NVI	Y	N	Y		98
20	MBDIN	M.B DIN	PB/24/18/019	F	19	04-02-18	7+	15-03-18	17-03-18	NVI	UK	N	Y	DIED	190
21	MBDIN	PHALIA	PB/24/18/024	M	19	10-03-18	7+	29-03-18	30-03-18	NVI	Y	Y	Y	Y	156
22	MIANWALI	EISAKHAIL	PB/43/18/026	M	24	02-04-18	3	20-04-18	21-04-18	NVI	Y	Y	Y	Y	133
23	MUZFARGARH	MUZAFFARGARH	PB/83/18/121	F	8	10-05-18	7+	09-06-18	10-06-18	NVI	Y	Y	Y	Y	95
24	MUZFARGARH	ALIPUR	PB/83/18/136	M	18	02-05-18	7+	28-06-18	30-06-18	EV	Y	Y	Y	Y	103
25	MUZFARGARH	MUZAFFARGARH	PB/83/18/152	F	120	18-04-18	7+	LATE NOTIFIED			Y	Y	UK		117
26	NAROWAL	SHAKARGARH	PB/26/18/049	F	7	03-03-18	7+	LATE NOTIFIED			N	Y	Y	Y	163
27	RAJANPUR	JAM PUR	PB/82/18/081	M	22	05-04-18	7+	LATE NOTIFIED			Y	Y	Y	Y	130
28	RAJANPUR	JAM PUR	PB/82/18/087	M	20	16-04-18	7+	LATE NOTIFIED			Y	Y	Y	Y	119
29	RYKHAN	RAHIMYAR KHAN	PB/72/18/098	M	27	13-03-18	7+	20-04-18	21-04-18	NVI	N	Y	Y	Y	153
30	SARGODHA	SILANWALI	PB/41/18/025	M	24	08-02-18	7+	27-03-18	28-03-18	NVI	Y	Y	Y	Y	186
31	SARGODHA	SARGODHA	PB/41/18/029	F	24	22-03-18	7+	11-04-18	12-04-18	EV	N	N	Y	Y	144
32	BADIN	TANDO BAGO	SD/23/18/021	M	18	17-03-18	7+	31-03-18	01-04-18	NVI	Y	Y	Y	Y	149
33	GHOTKI	KHAN GARH	SD/42/18/029	F	96	26-03-18	7+	DIED BEFORE STOOL			Y	N	UK	DIED	140
34	HYDERABAD	HYDERABAD RURAL	SD/21/18/025	M	59	22-03-18	7+	06-04-18	07-04-18	NVI	Y	Y	Y	Y	144
35	JACOBABAD	THULL	SD/53/18/018	M	144	01-01-18	7+	LATE NOTIFIED			Y	Y	Y	Y	224
36	KAMBAR	KAMBAR	SD/55/18/040	M	9	19-03-18	7+	LATE NOTIFIED			N	Y	Y	Y	147
37	KASHMORE	KASHMORE	SD/54/18/015	F	80	31-03-18	7+	DIED BEFORE STOOL			Y	N	Y	DIED	135
38	KHAIRPUR	KINGRI	SD/43/18/039	F	24	31-03-18	7+	11-04-18		NVI	Y	Y	Y	DIED	135
39	KHIBALDIA	BALDIA	SD/61/18/009	F	15	01-05-18	7+	25-05-18	31-05-18	NVI	Y	N	Y	DIED	104
40	KHIBINQASIM	BINQASIM	SD/62/18/013	M	22	12-05-18	7+	03-07-18	06-07-18	NVI	Y	Y	Y	Y	93
41	KHIGADAP	GADAP	SD/63/18/014	M	21	06-01-18	7+	LATE NOTIFIED			Y	Y	UK	Y	219
42	KHIKORANGI	KORANGI	SD/68/18/014	M	120	02-04-18	7+	DIED BEFORE STOOL			Y	N	Y	DIED	133

* Afp.rec Data as of 13-08-2018

€ Based on recall of parents

60 days Follow-up not done

FUP = Residual Weakness at 60 days follow up.

**Table 7.4: AFP CASES PENDING FOR CLASSIFICATION
WITH DATE OF ONSET MORE THAN 90 DAYS* 2018 Page (2/3)**

S. No	DISTRICT	TEHSIL	EPID	SEX	AGE	DONSET	DOSESE	DSTOOL1	DSTOOL2	LAB	FEVER	ASVM	PROG	FUP	PEND (DAYS)
43	KHINNAZIM	NNAZIM	SD/74/18/012	M	6	15-03-18	7+	12-04-18	13-04-18	VACC	Y	Y	Y	Y	151
44	KHINNAZIM	NNAZIM	SD/74/18/014	F	30	01-04-18	7+	DIED BEFORE STOOL			N	N	Y	DIED	134
45	KHISITE	SITE	SD/78/18/012	M	11	03-05-18	7+	DIED BEFORE STOOL			Y	N	Y	DIED	102
46	LARKANA	DOKRI	SD/51/18/027	M	12	03-04-18	7+	DIED BEFORE STOOL			Y	Y	Y	Y	132
47	LARKANA	DOKRI	SD/51/18/034	M	60	18-03-18	7+	08-05-18	09-05-18	NVI	N	Y	Y	Y	148
48	LARKANA	DOKRI	SD/51/18/040	M	30	08-05-18	7+	03-06-18	04-06-18	NVI	N	N	Y	Y	97
49	MATIARI	MATIARI	SD/28/18/023	M	60	11-05-18	7+	DIED BEFORE STOOL			UK	N	UK	DIED	94
50	NFEROZ	BHIRIA	SD/45/18/012	M	48	21-03-18	7+	27-03-18		NVI	N	N	Y	DIED	145
51	THATTA	GHORA BARI	SD/22/18/018	M	84	17-04-18	7+	22-05-18	23-05-18	NVI	N	Y	Y	Y	118
52	UMERKOT	UMERKOT	SD/34/18/031	M	61	16-04-18	7+	DIED BEFORE STOOL			Y	N	Y	DIED	119
53	ABOTABAD	HAWALLIAN	KP/10/18/014	F	119	26-02-18	7+	13-03-18	14-03-18	NVI	Y	Y	Y	Y	168
54	ABOTABAD	ABBOTTABAD	KP/10/18/028	M	48	06-05-18	7+	DIED BEFORE STOOL			Y	N	Y	DIED	99
55	ABOTABAD	ABBOTTABAD	KP/10/18/034	F	72	01-05-18	7+	26-05-18	27-05-18	NVI	Y	N	Y	Y	104
56	BANNU	BANNU	KP/61/18/020	M	35	11-04-18	7+	02-05-18	05-05-18	NVI	Y	N	Y	Y	124
57	BATAGRAM	BATTAGRAM	KP/11/18/013	F	84	15-01-18	7+	LATE NOTIFIED			Y	N	Y	Y	210
58	BATAGRAM	ALLAI	KP/11/18/020	M	13	01-04-18	7+	LATE NOTIFIED			Y	N	UK	Y	134
59	CHARSADA	CHARSADDA	KP/31/18/051	M	18	03-04-18	7+	18-04-18	19-04-18	NVI	Y	Y	Y	Y	132
60	CHARSADA	CHARSADDA	KP/31/18/055	F	42	18-04-18	7+	25-04-18		NVI	Y	N	Y	DIED	117
61	CHARSADA	TANGI	KP/31/18/059	M	16	08-04-18	7+	25-04-18	26-04-18	NVI	Y	Y	UK	Y	127
62	CHARSADA	CHARSADDA	KP/31/18/060	M	96	03-05-18	7+	20-05-18	22-05-18	NVI	Y	N	Y	Y	102
63	CHITRAL	CHITRAL	KP/21/18/019	F	156	26-03-18	7+	LATE NOTIFIED			Y	N	Y	Y	140
64	DIKHAN	PHARPUR	KP/60/18/037	M	29	15-04-18	7+	19-05-18	21-05-18	EV	Y	Y	Y	Y	120
65	DIKHAN	DERA ISMAIL KHAN	KP/60/18/039	F	3	20-02-18	2	LATE NOTIFIED			N	Y	Y	Y	174
66	DIRLOWER	SAMAR BAGH	KP/23/18/060	M	27	27-03-18	7+	LATE NOTIFIED			Y	Y	Y	Y	139
67	DIRLOWER	TIMERGARA	KP/23/18/066	M	18	25-04-18	7+	LATE NOTIFIED			Y	Y	Y	Y	110
68	DIRUPPER	DIR	KP/25/18/029	F	10	09-05-18	7+	28-05-18	29-05-18	NVI	Y	Y	UK	LOST	96
69	DIRUPPER	DIR	KP/25/18/039	M	36	02-04-18	7+	LATE NOTIFIED			N	Y	N	Y	133
70	HANGU	THALL	KP/54/18/020	F	15	05-05-18	7+	DIED BEFORE STOOL			Y	N	Y	DIED	100
71	KOHAT	KOHAT	KP/50/18/034	M	8	22-03-18	7+	LATE NOTIFIED			N	N	Y	Y	144
72	KOHISTAN	DASSU	KP/13/18/006	M	164	25-02-18	7+	21-03-18	22-03-18	NVI	Y	N	N	Y	169
73	LAKKIMRWT	SERAI NAURANG	KP/62/18/019	M	10	20-02-18	7+	25-03-18	26-03-18	EV	Y	Y	Y	Y	174
74	LAKKIMRWT	LAKKI MARWAT	KP/62/18/042	F	12	07-04-18	7+	23-05-18	24-05-18	NVI	Y	Y	Y	Y	128
75	LAKKIMRWT	LAKKI MARWAT	KP/62/18/035	M	20	28-02-18	7+	LATE NOTIFIED			Y	Y	Y	Y	166
76	LAKKIMRWT	LAKKI MARWAT	KP/62/18/052	M	21	23-03-18	7+	LATE NOTIFIED			UK	Y	Y	Y	143
77	LAKKIMRWT	LAKKI MARWAT	KP/62/18/056	F	12	15-04-18	7+	LATE NOTIFIED			UK	N	Y	Y	120
78	MARDAN	MARDAN	KP/40/18/036	M	6	04-02-18	7+	08-03-18	09-03-18	VACC	N	Y	Y	Y	190
79	MARDAN	TAKHT BAH	KP/40/18/067	M	37	07-03-18	7+	24-04-18	25-04-18	EV	Y	N	Y	Y	159
80	MARDAN	MARDAN	KP/40/18/079	M	57	24-04-18	7+	10-05-18	11-05-18	NVI	Y	Y	Y	Y	111
81	MARDAN	MARDAN	KP/40/18/080	M	120	20-04-18	7+	11-05-18	13-05-18	NVI	N	Y	Y	Y	115
82	MARDAN	MARDAN	KP/40/18/084	M	101	13-04-18	7+	17-05-18	18-05-18	EV	Y	Y	Y	Y	122
83	MARDAN	MARDAN	KP/40/18/102	M	17	10-05-18	7+	15-06-18	17-06-18	NVI	Y	Y	N	Y	95
84	NOWSHERA	NOWSHERA	KP/32/18/038	M	18	20-04-18	7+	04-05-18	05-05-18	NVI	Y	Y	N	Y	115

* Afp.rec Data as of 13-08-2018

€ Based on recall of parents

60 days Follow-up not done

FUP = Residual Weakness at 60 days follow up.

**Table 7.4: AFP CASES PENDING FOR CLASSIFICATION
WITH DATE OF ONSET MORE THAN 90 DAYS* 2018 Page (3/3)**

S. No	DISTRICT	TEHSIL	EPID	SEX	AGE	DONSET	DOSESE	DSTOOL1	DSTOOL2	LAB	FEVER	ASVM	PROG	FUP	PEND (DAYS)
85	NOWSHERA	NOWSHERA	KP/32/18/048	M	168	08-05-18	3	01-06-18	02-06-18	NVI	N	N	N	Y	97
86	NOWSHERA	NOWSHERA	KP/32/18/051	M	13	27-04-18	7+	06-06-18	07-06-18	EV	Y	Y	Y	Y	108
87	NOWSHERA	CAMPS	KP/32/18/061	F	42	05-05-18	7+	27-06-18	28-06-18	NVI	Y	Y	Y	Y	100
88	PESHAWAR	PESHAWAR	KP/30/18/064	M	36	06-02-18	7+	18-03-18	19-03-18	VACC	Y	Y	Y	Y	188
89	PESHAWAR	PESHAWAR	KP/30/18/109	F	9	12-04-18	7+	08-05-18		NVI	N	N	UK	DIED	123
90	PESHAWAR	PESHAWAR	KP/30/18/113	M	16	03-04-18	7+	12-05-18	13-05-18	EV	N	Y	Y	Y	132
91	PESHAWAR	PESHAWAR	KP/30/18/161	M	40	16-03-18	7+				Y	Y	Y	Y	150
92	PESHAWAR	PESHAWAR	KP/30/18/167	F	42	04-04-18	7+				N	Y	N	Y	131
93	SWABI	RAZAR	KP/41/18/069	F	15	18-04-18	7+				N	Y	N	Y	117
94	SWABI	LAHORE	KP/41/18/074	F	96	11-04-18	0				N	Y	N	Y	124
95	SWAT	CHARBAGH	KP/24/18/034	M	11	04-04-18	7+	20-04-18	21-04-18	VACC	Y	Y	Y	Y	131
96	TANK	TANK	KP/63/18/019	M	11	27-04-18	7+				N	Y	Y		108
97	CHAGHAI	DALBANDIN	BN/13/18/004	M	42	23-04-18	6	07-05-18	08-05-18	EV	Y	Y	Y	Y	112
98	KABDULAH	CHAMAN	BN/14/18/005	F	12	07-02-18	7+							DIED	187
99	KHARAN	KHARAN	BN/52/18/004	F	36	31-01-18	7+				UK	UK	N		194
100	SHARANI	SHARANI	BN/26/18/004	F	18	13-05-18	7+				Y	N	Y		92
101	SOHBATPUR	SOHBAT PUR	BN/66/18/004	M	48	16-03-18	7+	25-04-18	26-04-18	NVI	Y	Y	Y	Y	150
102	BAGH	BAGH	AJ/50/18/004	F	66	10-02-18	7+	21-02-18	26-02-18	NVI	N	Y	UK	Y	184
103	HAVELI	HAVAILI	AJ/51/18/003	M	14	04-04-18	7+	09-04-18		NVI	Y	Y	Y	DIED	131
104	KOTLI	FATHEH PUR	AJ/30/18/015	M	44	30-04-18	7+	08-06-18		NVI	N	Y	Y	Y	105
105	POONCH	ABBASPUR	AJ/40/18/007	M	24	20-01-18	7+	07-02-18	08-02-18	NVI	Y	Y	Y	Y	205
106	POONCH	THORAR	AJ/40/18/016	M	115	22-01-18	7+	23-03-18	24-03-18	NVI	N	N	N	Y	203
107	POONCH	HAJIRA	AJ/40/18/023	M	3	17-01-18	5				N	Y	Y	Y	208
108	SUDNUTI	BALOGH	AJ/57/18/004	F	156	04-01-18	7+	27-01-18	29-01-18	NVI	N	N	Y	Y	221
109	SUDNUTI	PALLANDRI	AJ/57/18/015	F	96	02-05-18	7+	16-05-18	20-05-18	NVI	N	N	Y	Y	103
110	SUDNUTI	MANG	AJ/57/18/017	M	15	10-05-18	7+	30-06-18	01-07-18	NVI	Y	Y	Y	Y	95
111	HUNZA	ALIABAD	GB/72/18/001	F	12	15-01-18	7+	04-03-18	05-03-18	NVI	UK	Y	UK		210
112	FR BANNU	FR BANNU	FT/69/18/021	M	18	09-05-18	7+	07-07-18	08-07-18	NVI	N	Y	UK		96
113	KHYBER	BARA	FT/34/18/031	M	10	15-02-18	7+	14-03-18	15-03-18	NVI	Y	Y	Y	Y	179
114	KHYBER	JAMRUD	FT/34/18/032	F	15	10-02-18	7+	18-03-18	19-03-18	NVI	N	Y	Y	Y	184
115	KURRAM	LOWER KURRAM	FT/52/18/008	F	12	18-02-18	6	27-03-18	28-03-18	VACC	N	N	Y	Y	176
116	WAZIR-N	MIR ALI	FT/64/18/019	F	12	13-02-18	7+				Y	N	Y	DIED	181
117	WAZIR-N	MIRAN SHAH	FT/64/18/028	M	10	08-04-18	7+					Y	Y	Y	127

* Afp.rec Data as of 13-08-2018

€ Based on recall of parents

60 days Follow-up not done

FUP = Residual Weakness at 60 days follow up.