



**World Health  
Organization**

**Weekly  
AFP Surveillance Update  
Pakistan**

**Week 28** (*Ended on 14<sup>th</sup> July, 2018*)

***National Surveillance Cell***

World Health Organization Country Office,  
Chak Shahzad, Park Road,  
Islamabad, Pakistan

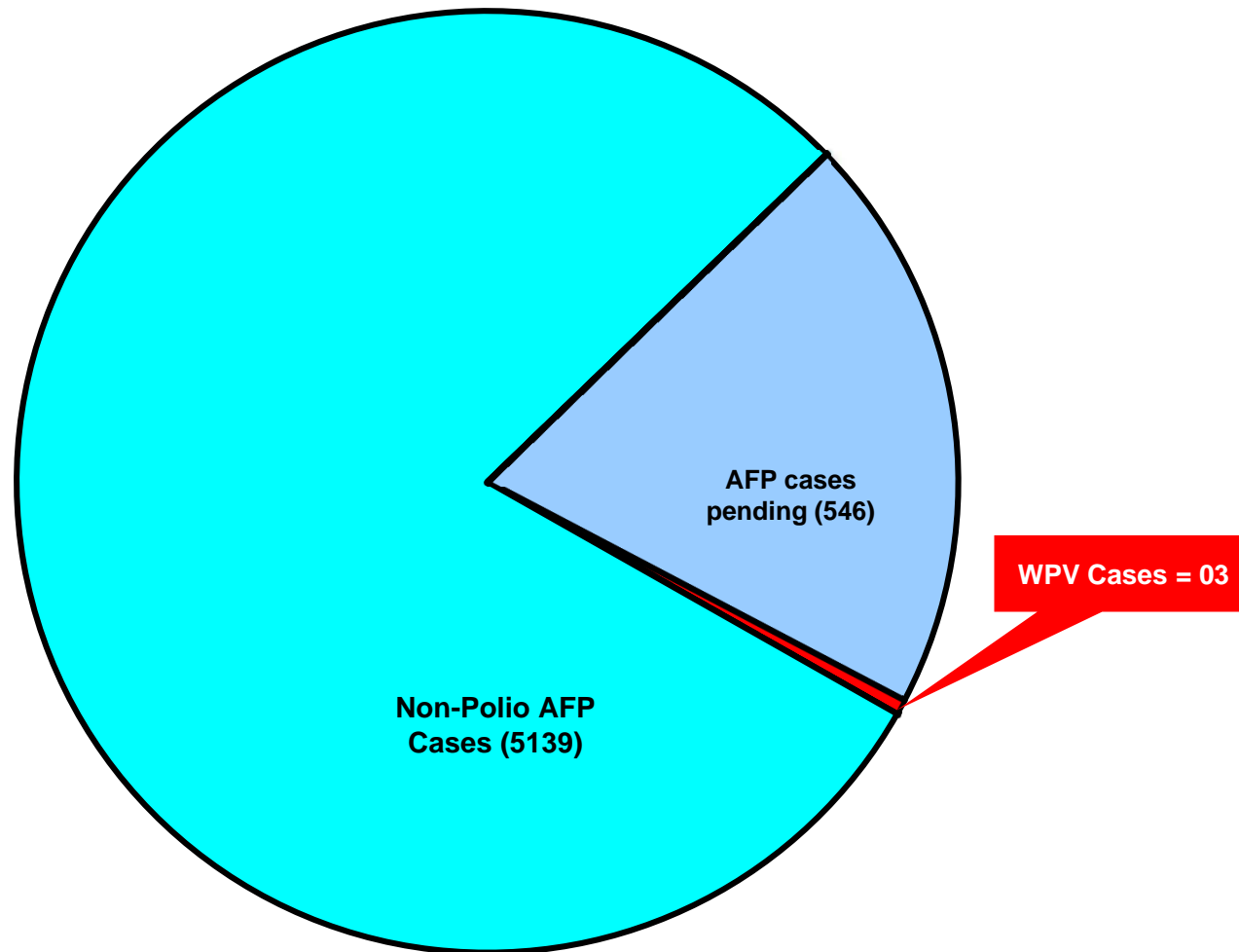
Tel: +92-51 9255123 / 9255282 /9255184

AFP Surveillance



<http://www.emro.who.int/pak/information-resources>

# AFP Case Profile, 2018\*



**Total AFP Cases Reported = 5688**

**^ 278 Inadequate cases not due for FUP**

**^ 268 AFP Cases pending in Lab**

**^132 AFP Cases pending for classification by ERC**

\* Afp.rec Data as of 16-07-2018

## Table 1.1: List of Confirmed Polio Cases, Pakistan 2018\* (1/1)

S.NO.	PROVINCE/ REGION	DISTRICT	TEHSIL	EPID NO.	SEX	AGE (m)	DATE ONSET OF PARALYSIS	NO. OPV DOSES (based on parents recall)		FEVER	Asymmetric Paralysis	Rapid Progression	REFUSAL	WPV TYPE	GENETICS
								Routine	SIA's						Cluster
01	BALUCHISTAN	DUKI	DUKI	BN/65/18/003	M	38	08-Mar-18	0	7+	Y	Y	Y	N	NSL1	R4B5C4
02	BALUCHISTAN	DUKI	DUKI	BN/65/18/005	F	18	15-Apr-18	0	7	Y	Y	Y	N	NSL1	R4B5C4D
03	BALUCHISTAN	DUKI	DUKI	BN/65/18/007	M	18	18-May-18	0	3	Y	Y	Y	N	NSL1	R4B5C4D

\* Afp.rec Data as of 16-07-2018

## Table 3: Urgent/ITD Pending Cases (1/1)

S.#	Basic information									OPV doses				Urgent		Prov Diagnosis	Lab update			Remarks
	District	Tier	Tehsil	Union council	Epid number	Date of Onset	Age (M)	Sex	Date of 1st stool	Stool Adeq	RI	SAs	Last 6 SAs	Last dose	Field		NSC	Lab No.	Days Inoc	
<b>Isolates pending for ITSD</b>																				
1	KHILIAQAT *	4	LIAQAT TOWN	SUPER MARKET-	SD/70/18/011	01-Jul-18	18	M	02-Jul-18	Y	3	7+	5	02-Jul-18	N	N	Not	7497	10	L20B+
<b>Reported urgent (by field / NSC criteria)</b>																				
2	ABOTABAD	4	ABBOTTABAD	JHANGI	KP/10/18/044	30-Jun-18	7	M	05-Jul-18	Y	3	3	3	17-Apr-18	N	Y	HYPOCALEMIA	7691	8	UP
3	KHIGADAP	1	GADAP TOWN	UC-4	SD/63/18/029	26-Jun-18	20	F	03-Jul-18	Y	0	7	3	08-May-18	Y	N	Poliomyelitis / traumatic neuritis	7564	10	UP

\* New addition    § New results    #Data not available    ¥ NSC Criteria = Fever , Rapid Progress, Age < 48 months and OPV Doses <7    UP = Under process  
Urgent (Field/NSC) / Inadequate specimens / Age 12-35 months / Zero OPV dose    Pending for genomic sequencing

# Point in time comparison of Polio Cases by Province/Region 2017 - 2018\*

Region/ Province	No. of polio cases		No. of infected districts/towns		Most recent polio case
	2017	2018	2017	2018	
<b>Balochistan</b>	1	3	1	1	18-May-18
<b>Sindh</b>	0	0	0	0	09-Nov-17
<b>Khyber Pakhtunkhwa</b>	0	0	0	0	21-Aug-17
<b>FATA / FR Areas</b>	0	0	0	0	27-Jul -16
<b>G-Baltistan</b>	1	0	1	0	13-Feb-17
<b>Punjab</b>	1	0	1	0	28-Jan-17
<b>Pakistan</b>	<b>3</b>	<b>3</b>	<b>3</b>	<b>1</b>	<b>18-May-18</b>

Nineteen additional district / town declared infected based on environmental samples in 2018

\* Afp.rec Data as of 16-07-2018



## Table 2: LAB Update 2018\*

Month of Onset	AFP Cases	No virus isolated	Cases Under Process		Isolated Viruses from stools						
			Culture	ITD	Vaccine viruses		NPEV		Wild	Results within 14 days	
	n	n	n	n	n	%	n	%	n	n	%
January	1010	843	0	0	76	8	91	9%	0	1010	100%
February	894	715	0	0	74	8	105	12%	0	894	100%
March	967	766	0	0	28	3	172	18%	1	966	100%
April	985	736	0	0	31	3	218	22%	1	985	100%
May	987	717	5	0	30	3	234	24%	1	981	99%
June	734	453	142	0	7	1	132	18%	0	592	81%
July	132	1	129	1	1	1	1	1%	0	3	2%
<b>Total</b>	<b>5709</b>	<b>4231</b>	<b>276</b>	<b>1</b>	<b>247</b>	<b>4</b>	<b>953</b>	<b>17%</b>	<b>3</b>	<b>5431</b>	<b>95%</b>

\* Data as of Jul 09, 2018

## Comparison of Environmental Sampling Results, 2017-18\*

DISTRICT	2017					2018					Last
	TOTAL	WILD			TOTAL	WILD					
	n	GRAB	BMFS	TOTAL		n	GRAB	BMFS	TOTAL		
		n	n	n	%		n	n	n	%	
LAHORE	34			0	0%	30	1		1	3%	11-Jun-18
MULTAN	19	1		1	5%	18			0	0%	9-Jan-17
DGKHAN	20			0	0%	13		1	1	8%	12-Feb-18
RAWALPINDI	16	4	2	6	38%	13	3	1	4	31%	11-Jun-18
FAISALABAD	13			0	0%	12			0	0%	2-Jul-16
SARGODHA	6			0	0%	6			0	0%	
BAHAWALPUR	7			0	0%	5			0	0%	
RAJANPUR						6			0	0%	
CDA	7	5		5	71%	6	2		2	33%	11-Jun-18
KHIGIQBAL	15	2	1	3	20%	12			0	0%	10-Oct-17
KHIGADAP	21	10		10	48%	18	6		6	33%	8-Jun-18
KHIBALDIA	7			0	0%	6			0	0%	3-Nov-17
KHILANDHI	6	3		3	50%	5	2		2	40%	20-Apr-18
KHIKORANGI	6			0	0%	5			0	0%	16-Oct-17
KHISITE	7			0	0%	6	1		1	17%	1-Jan-18
KHISADDAR						5			0	0%	
KHILIAQAT						5	1		1	20%	7-Mar-18
SUKKUR	17	1		1	6%	13		1	1	8%	8-Feb-18
HYDERABAD	7			0	0%	6	1		1	17%	9-Feb-18
JACOBABAD	7			0	0%	8	1	1	2	25%	7-Mar-18
SANGHAR	7			0	0%	1			0	0%	
DADU	7			0	0%	6			0	0%	
KAMBAR	7			0	0%	6	2		2	33%	7-May-18
PESHAWAR	16	3	2	5	31%	13	7	1	8	62%	25-Jun-18
DIKHAN	13			0	0%	12			0	0%	16-Jul-16
BANNU	5			0	0%	7		1	1	14%	31-Mar-18
KOHAT	6			0	0%	7	3		3	43%	27-Jun-18
CHARSADA	6			0	0%	6			0	0%	
MARDAN	7			0	0%	6			0	0%	
NOWSHERA	6			0	0%	6			0	0%	
KABDULAH	14	10		10	71%	12	1		1	8%	1-Jan-18
QUETTA	27	8	1	9	33%	23	4		4	17%	28-May-18
PISHIN	7	4		4	57%	6			0	0%	2-Oct-17
KHUZDAR	6			0	0%	6			0	0%	
LORALAI	6			0	0%	5	1		1	20%	17-Mar-18
ZHOB	6			0	0%	6			0	0%	18-Dec-17
WAZIR-S						3			0		
BAJOUR						3	1		1	33%	19-May-18
PAKISTAN	361	51	6	57	16%	332	37	6	43	13%	27-Jun-18

\* Afp.rec Data as of 16-07-2018



## WPV and cVDPV Cases by District in 2018

PROVINCE	DISTRICT	WPV Cases		cVDPV Cases	
		Onset of Last Case	Cases	Onset of Last Case	Cases
BALUCHISTAN	DUKKI	18-May	3		

# Map 2.1: Point in Time Comparison of Wild Polio virus Compatible and cVDPV2 isolates

## Infected districts/Towns/Agencies/Areas

On the basis of WPV isolation

- WPV cases = 03
- Sewage water = 10 (no WPV case)
- Total = 13

## Infected districts/Towns/Agencies/Areas

On the basis of WPV isolation

- WPV cases = 01
- Sewage water = 19 (no WPV case)
- Total = 20

### 2017

### 2018

#### Source

#### AFP Surveillance

- P1 = 03
- Compatible = 0
- cVDPV Cases = -
- cVDPV Env = -

#### Sewage water

- Grab = 51
- BMFS = 06

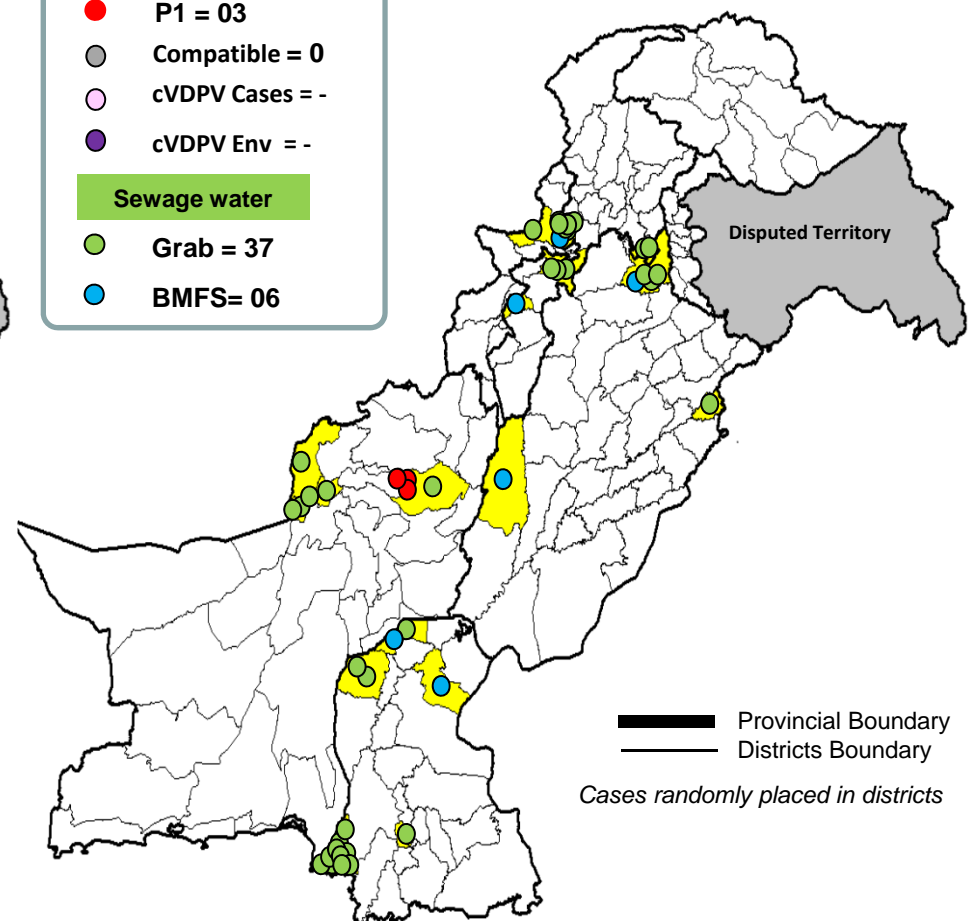
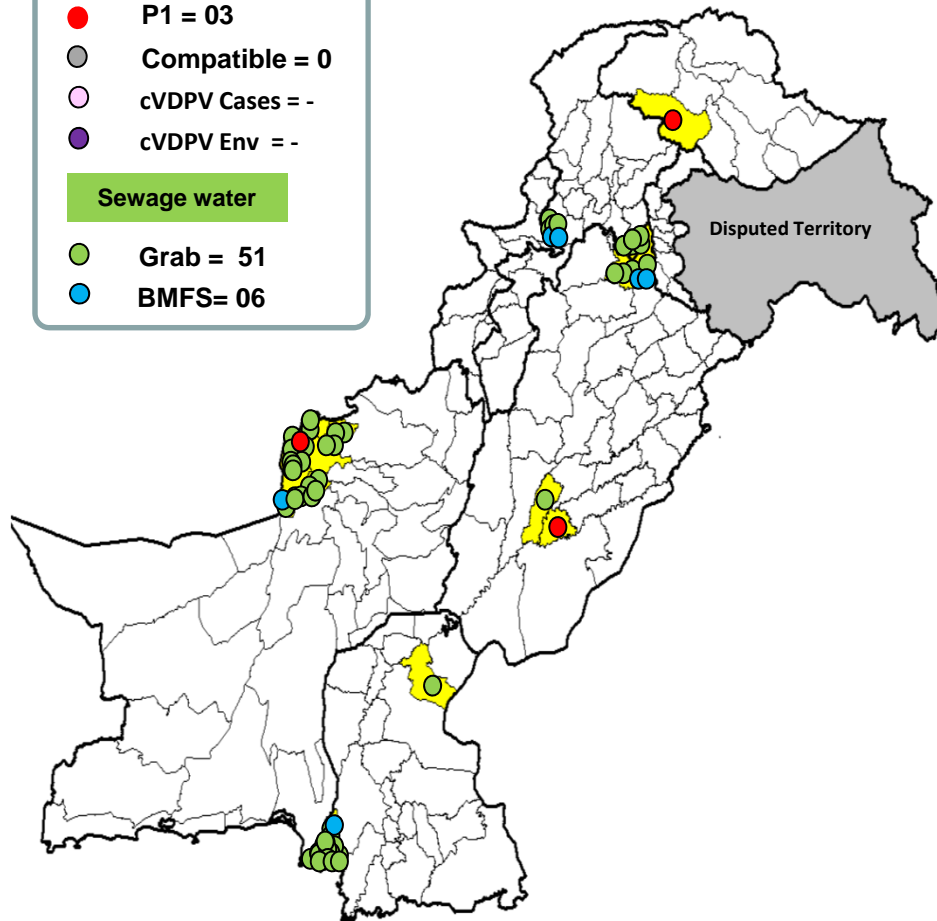
#### Source

#### AFP Surveillance

- P1 = 03
- Compatible = 0
- cVDPV Cases = -
- cVDPV Env = -

#### Sewage water

- Grab = 37
- BMFS = 06



— Provincial Boundary  
 — Districts Boundary

Cases randomly placed in districts

\* Afp.rec Data as of 16-07-2018

# Map1: Distribution of Wild Polio Cases Pakistan 2017-2018\*

Districts/Towns with Wild Polio Cases = 01



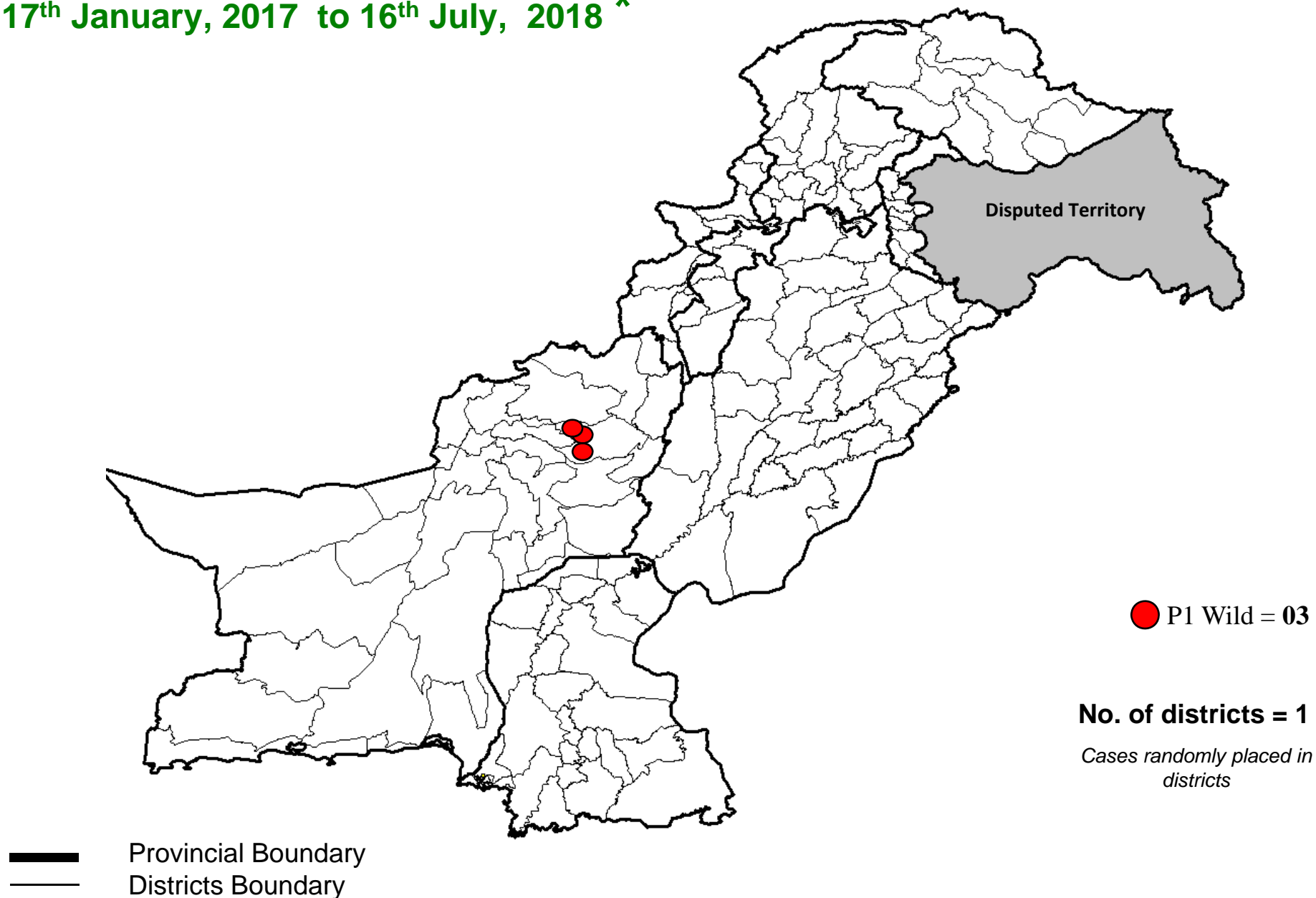
Province/ Country	Date of Last Case		Number of cases 2017		Number of cases 2018	
	P1	P3	P1	P3	P1	P3
FATA	Jul, 2016	Apr, 2012	-	-	-	-
KHYBER-PAKHTUNKHWA	Aug, 2017	Oct, 2010	01	-	-	-
SINDH	Nov, 2017	Jan, 2010	02	-	-	-
BALUCHISTAN	Apr, 2018	Apr, 2010	03	-	03	-
PUNJAB	Jan, 2017	Jun, 2010	01	-	-	-
AJK	Jun, 2000	Jun, 2000	-	-	-	-
GILGIT-BALTISTAN	Feb, 2017	-	01	-	-	-
ISLAMABAD	Sep, 2008	Sep, 2008	-	-	-	-
<b>PAKISTAN</b>	<b>Apr, 2018</b>	<b>Apr, 2012</b>	<b>08</b>	<b>-</b>	<b>03</b>	<b>-</b>

○ District with last polio case in province  
 — Provincial Boundary  
 — Districts Boundary  
 Cases randomly placed in districts

\* Afp.rec Data as of 16-07-2018

# Map 3: Wild Polio cases in the last 6 months

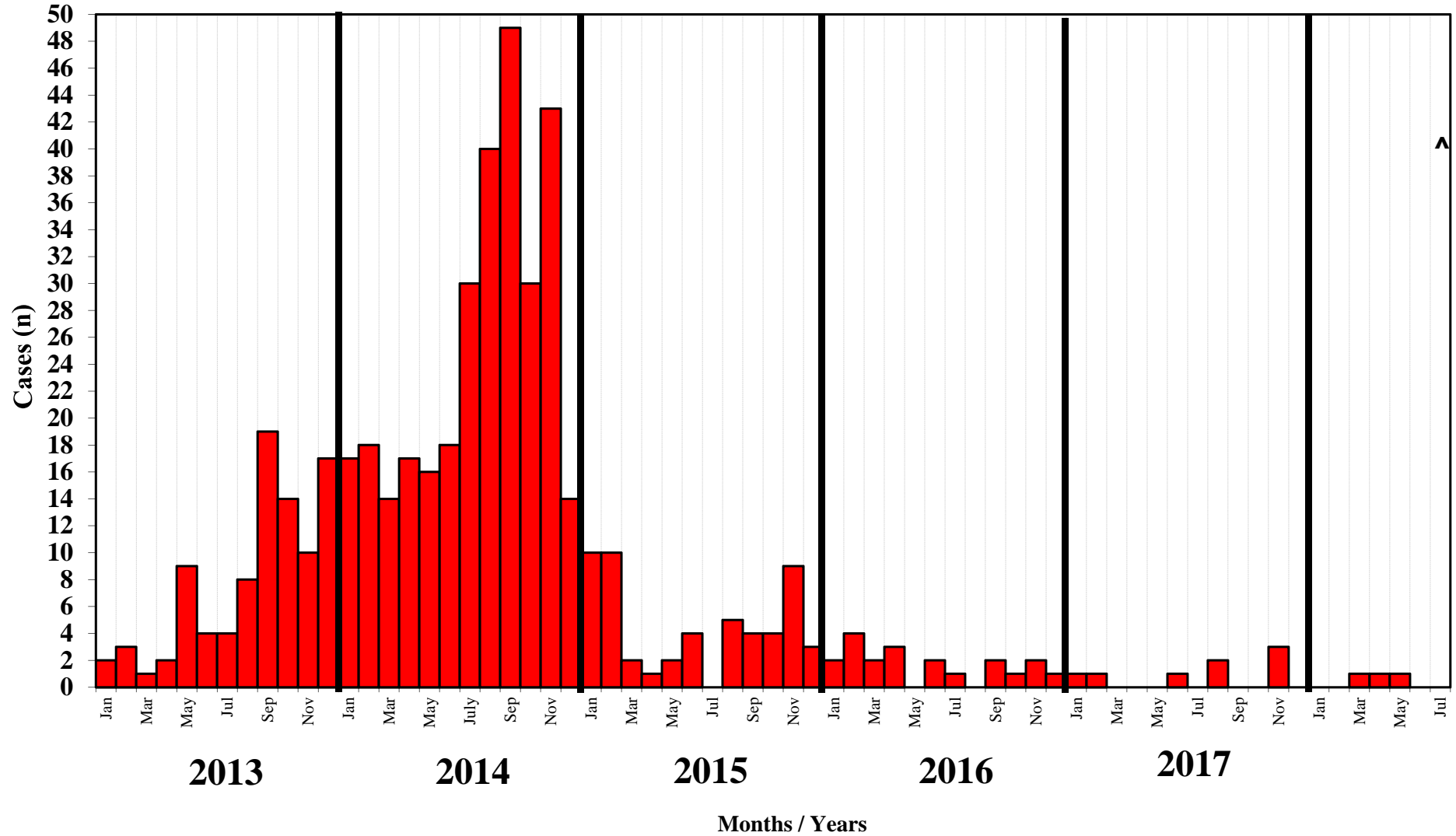
17<sup>th</sup> January, 2017 to 16<sup>th</sup> July, 2018 \*



\* Afp.rec Data as of 16-07-2018

# Confirmed Polio Cases 2013-2018\*

2018

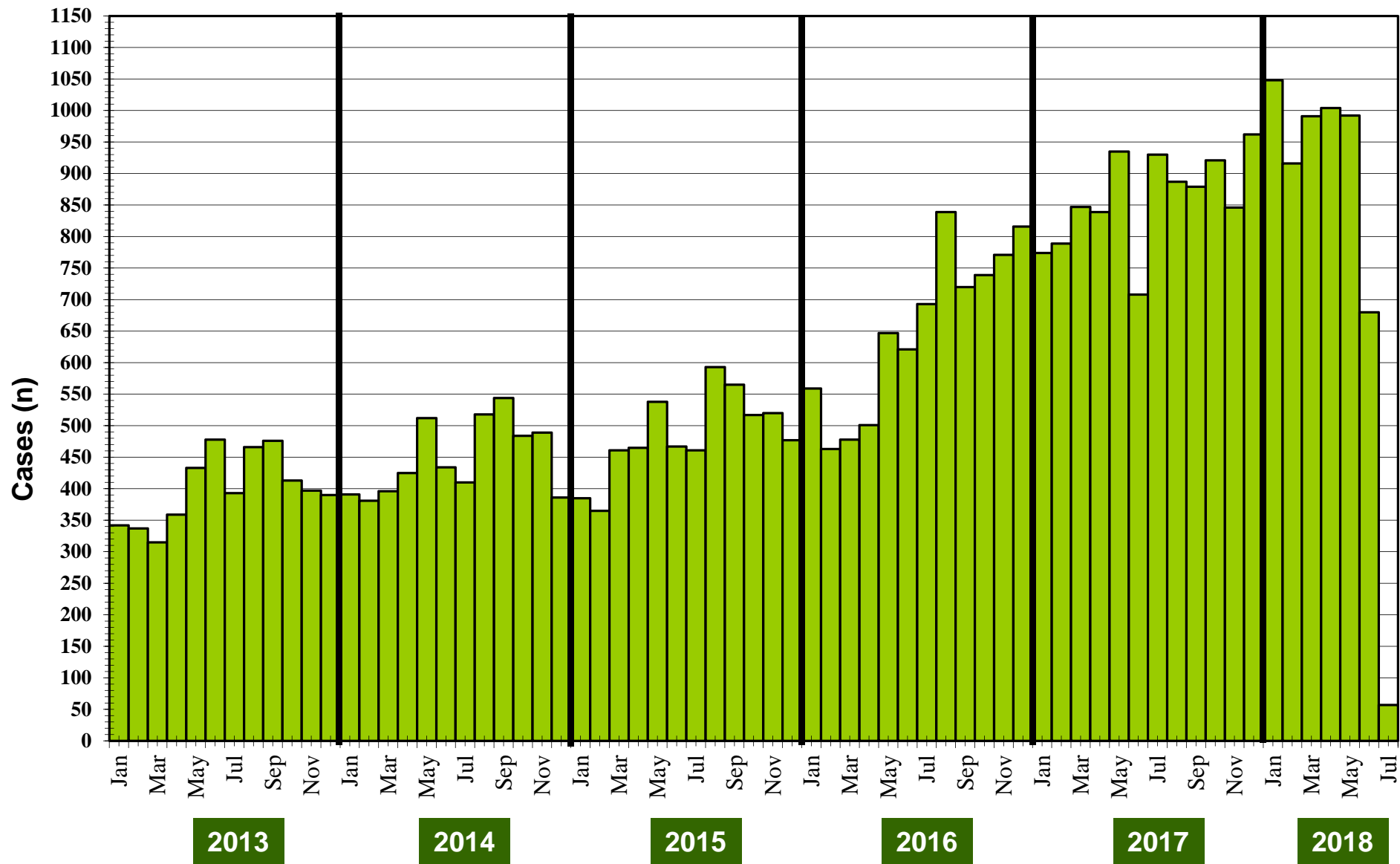


\* Afp.rec Data as of 16-07-2018

■ NSL1

^ Data incomplete

# Graph 1: Distribution of AFP Cases by Month, Pakistan 2013-2018\*



\* Afp.rec Data as of 16-07-2018

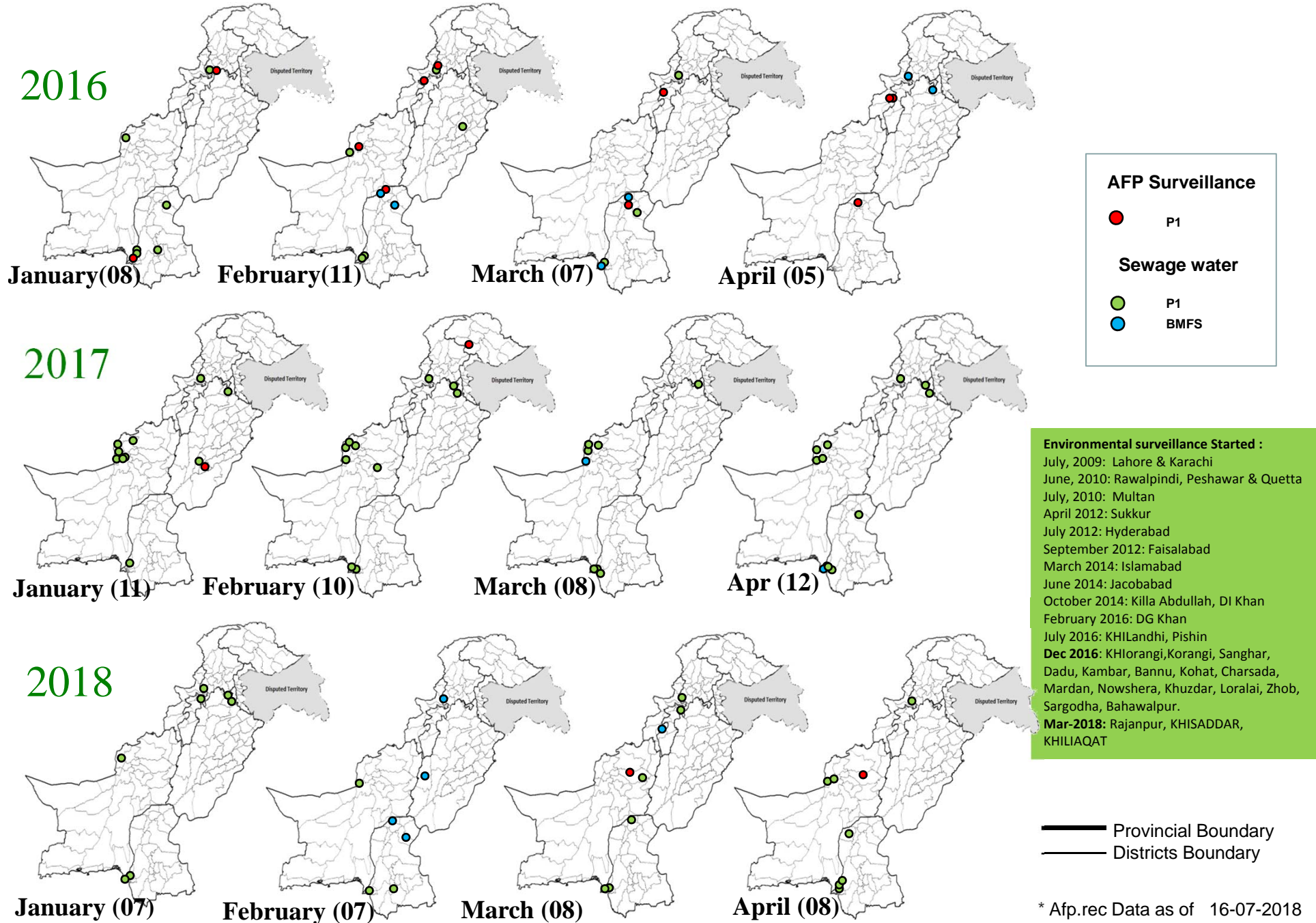
**Table 4: Distribution of AFP Cases By Week of Onset <sup>^</sup>  
Pakistan- 2017-2018\* [Week number / Ending on]**

<b>PROVINCE</b>	<b>W 13 31 Mar 2018</b>	<b>W 14 7 Apr 2018</b>	<b>W 15 14 Apr 2018</b>	<b>W 16 21 Apr 2018</b>	<b>W 17 28 Apr 2018</b>	<b>W 18 05 May 2018</b>	<b>W 19 12 May 2018</b>	<b>W 20 19 May 2018</b>	<b>W 21 26 May 2018</b>	<b>W 22 01 Jun 2018</b>	<b>W 23 08 Jun 2018</b>	<b>W 24 15 Jun 2018</b>	<b>W 25 22 Jun 2018</b>	<b>W 26 30 Jun 2018</b>	<b>W 27 07 Jul 2018</b>
<b>PUNJAB</b>	96	106	100	113	98	126	132	102	105	97	94	87	85	65	36
<b>SINDH</b>	45	48	53	40	37	45	40	32	34	38	22	23	26	24	7
<b>FATA</b>	14	20	19	13	8	23	14	7	6	1	6	6	10	12	3
<b>BALUCHISTAN</b>	15	13	16	10	15	8	9	7	9	9	10	4	6	6	0
<b>AJK</b>	5	11	2	6	2	7	6	3	1	4	3	5	3	3	0
<b>GILGIT BILTISTAN</b>	4	2	6	2	2	2	3	3	2	2	0	0	2	2	1
<b>ISLAMABAD</b>	2	1	0	1	2	2	1	0	0	2	1	0	2	1	0
<b>KPAKHTUNKHWA</b>	44	59	54	30	41	52	55	37	38	37	35	31	34	33	15
<b>PAKISTAN</b>	<b>225</b>	<b>260</b>	<b>250</b>	<b>215</b>	<b>205</b>	<b>265</b>	<b>260</b>	<b>191</b>	<b>195</b>	<b>190</b>	<b>171</b>	<b>156</b>	<b>168</b>	<b>146</b>	<b>62</b>

\* Afp.rec & Afplab.rec: Data as of 16-07-2018

<sup>^</sup> MMWR Epidemiological Weeks

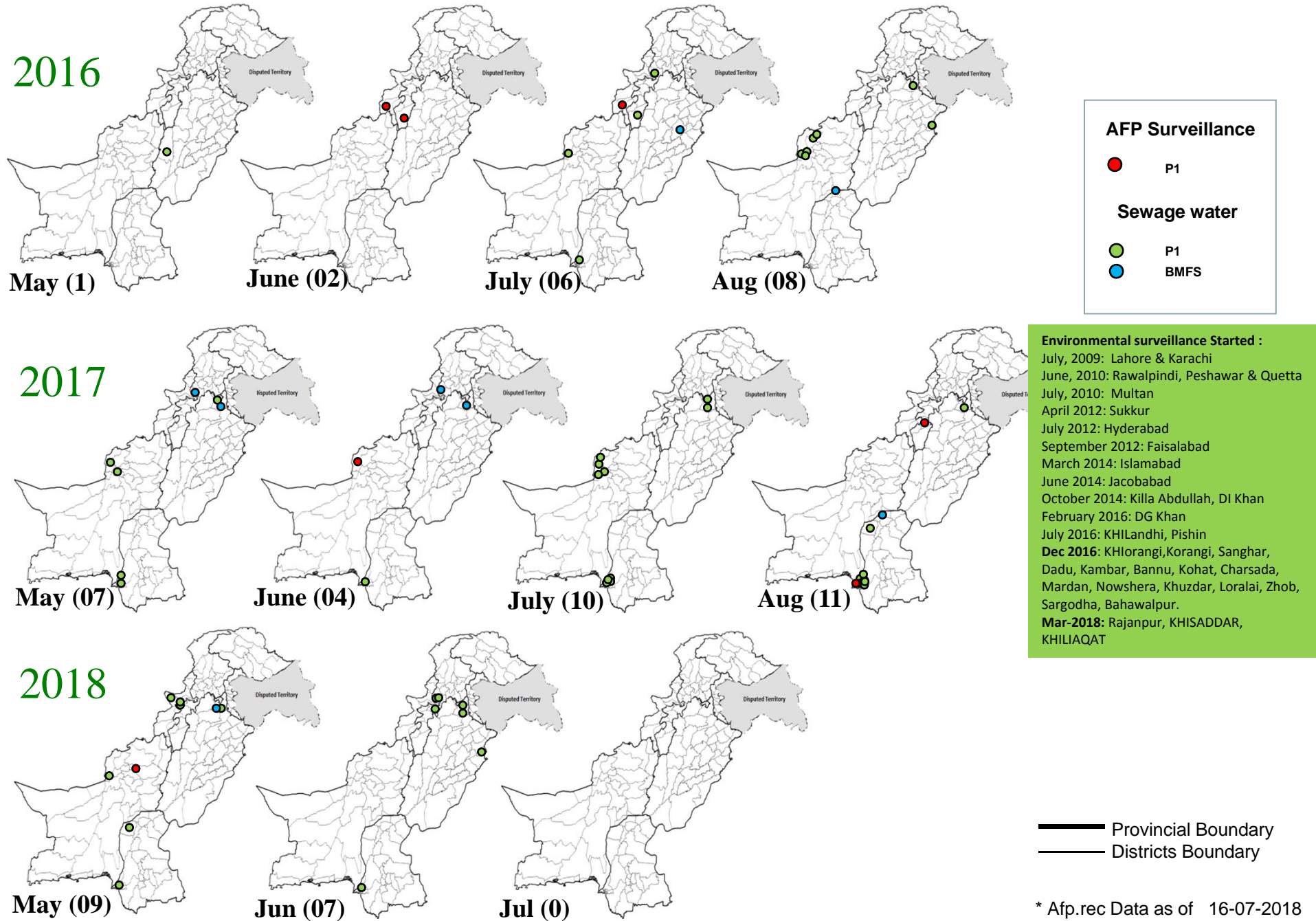
# Map 4: Monthly Comparison of Polio Cases/Isolates 2016-2018\*



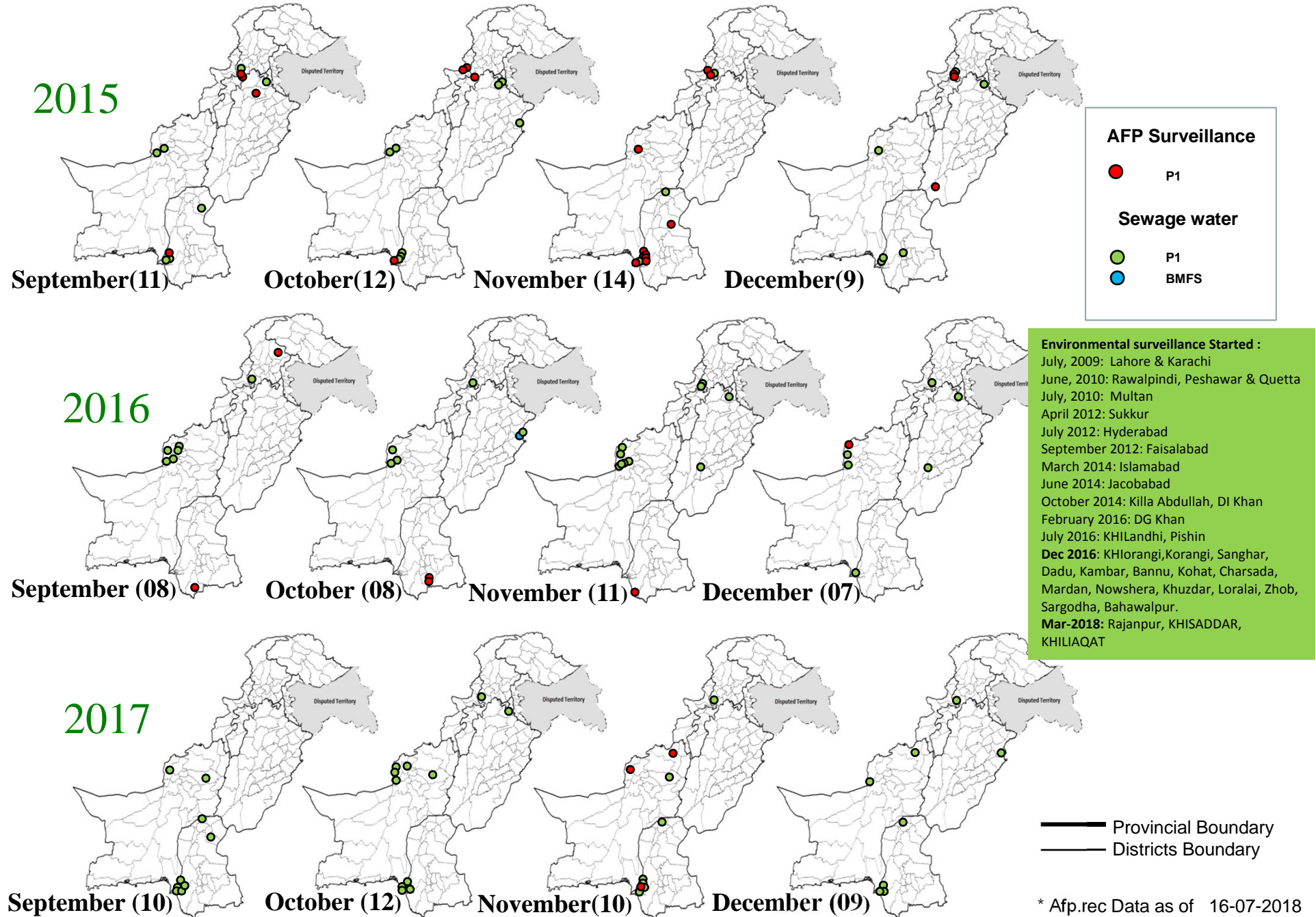
\* Afp.rec Data as of 16-07-2018



# Map 4.1: Monthly Comparison of Polio Cases/Isolates 2016-2018\*



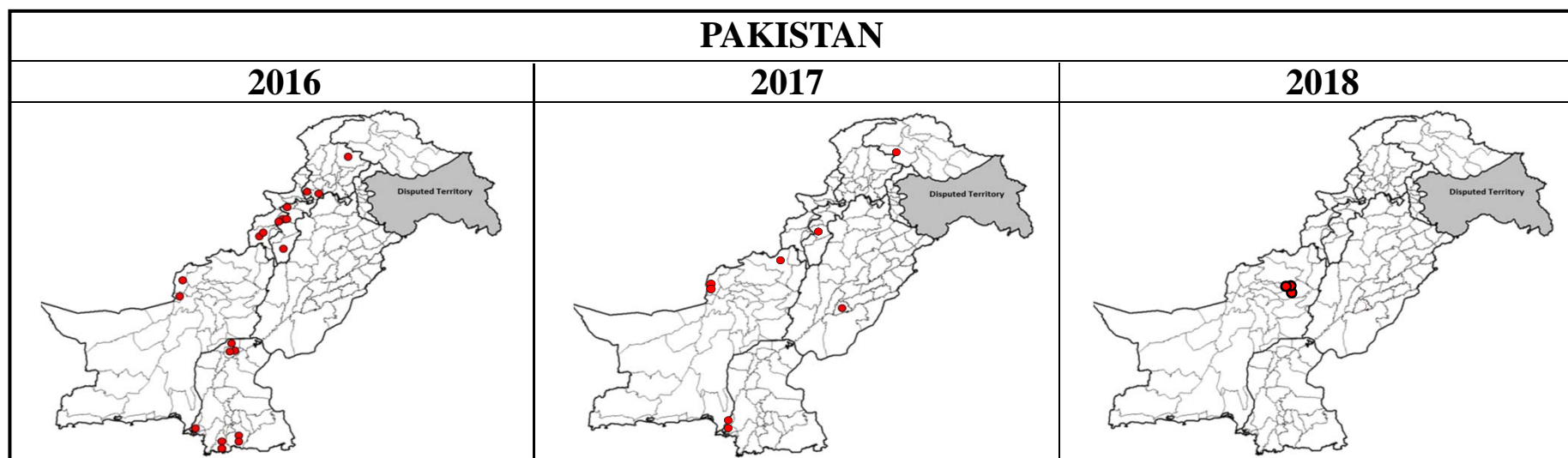
# Map 4.2: Monthly Comparison of Polio Cases/Isolates 2015-2017\*



\* Afp.rec Data as of 16-07-2018

# Table 5: Polio Eradication Update, Pakistan 2015-2018\*

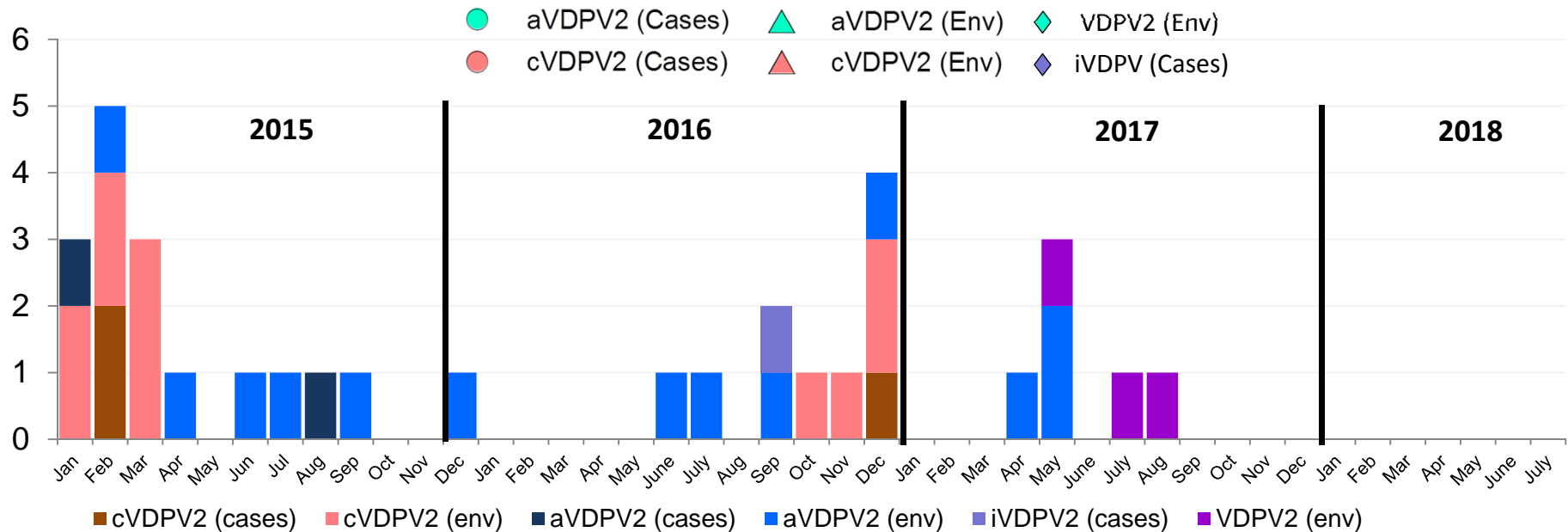
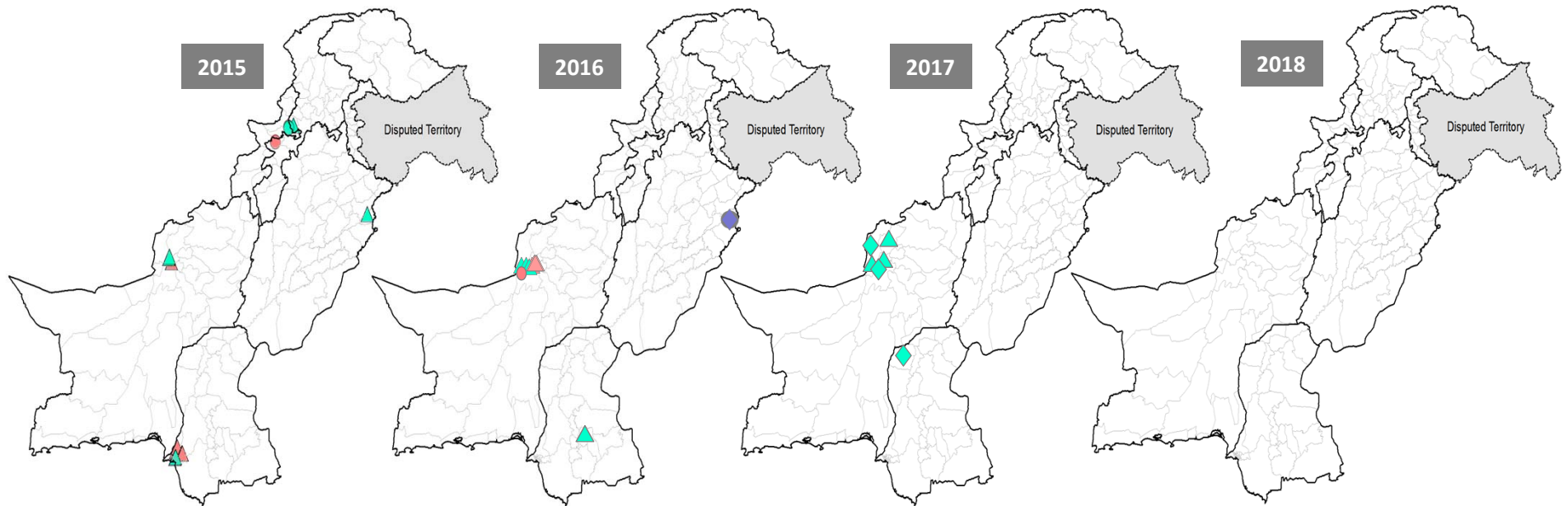
Province/Region	Polio 1			
	2015	2016	2017	2018
FATA	16	02	-	-
KP	17	08	01	-
SINDH	12	08	02	-
PUNJAB	02	-	01	-
BALUCHISTAN	07	02	03	03
AJK	-	-	-	-
Gilgit-Baltistan	-	-	01	-
ISLAMABAD	-	-	-	-
<b>PAKISTAN</b>	<b>54</b>	<b>20</b>	<b>08</b>	<b>03</b>



\* Afp.rec Data as of 16-07-2018



# VDPV isolates (Cases + ES), 2015 – 2018\*



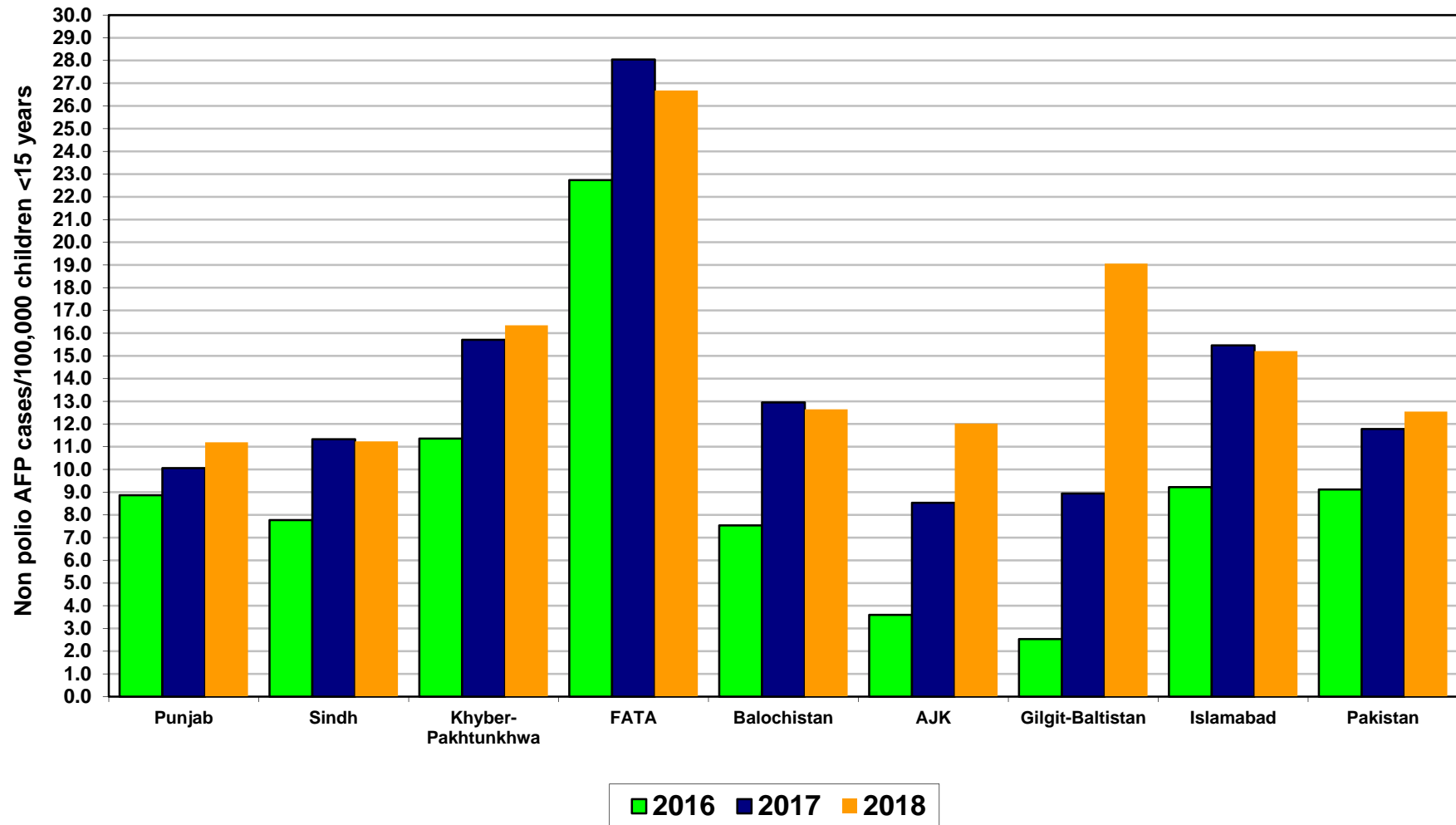
\* Afp.rec Data as of 16-07-2018

**Table 6: Vaccination status of non polio AFP cases age 6-59 months 2016-2018\***

REGION	0 dose			1-2 doses			3 doses			4-6 doses			7+ doses		
	16	17	18	16	17	18	16	17	18	16	17	18	16	17	18
Central Punjab	0%	0%	0%	0%	0%	0%	1%	1%	2%	3%	3%	1%	97%	96%	97%
North Punjab	0%	0%	0%	0%	0%	0%	0%	1%	2%	2%	2%	1%	98%	97%	96%
South Punjab	0%	0%	0%	0%	0%	0%	0%	0%	1%	2%	2%	1%	98%	98%	99%
<b>PUNJAB</b>	<b>0%</b>	<b>0%</b>	<b>0%</b>	<b>0%</b>	<b>0%</b>	<b>0%</b>	<b>0%</b>	<b>1%</b>	<b>1%</b>	<b>2%</b>	<b>2%</b>	<b>1%</b>	<b>97%</b>	<b>97%</b>	<b>97%</b>
Karachi	0%	1%	0%	1%	1%	0%	1%	1%	1%	5%	7%	5%	93%	91%	93%
North Sindh	0%	0%	0%	0%	0%	0%	0%	0%	0%	5%	3%	3%	94%	97%	97%
South Sindh	0%	0%	0%	1%	0%	0%	1%	1%	0%	6%	4%	1%	92%	95%	98%
<b>SINDH</b>	<b>0%</b>	<b>0%</b>	<b>0%</b>	<b>1%</b>	<b>0%</b>	<b>0%</b>	<b>1%</b>	<b>0%</b>	<b>1%</b>	<b>5%</b>	<b>4%</b>	<b>3%</b>	<b>93%</b>	<b>95%</b>	<b>96%</b>
Central Khyber Pakhtunkhwa	0%	0%	0%	0%	1%	0%	0%	0%	0%	1%	1%	1%	99%	98%	98%
North Khyber Pakhtunkhwa	1%	0%	0%	1%	1%	0%	0%	1%	0%	2%	3%	2%	96%	94%	97%
South Khyber Pakhtunkhwa	0%	0%	1%	1%	2%	0%	1%	2%	1%	1%	4%	3%	96%	92%	95%
<b>Khyber Pakhtunkhwa</b>	<b>0%</b>	<b>0%</b>	<b>0%</b>	<b>1%</b>	<b>1%</b>	<b>0%</b>	<b>0%</b>	<b>1%</b>	<b>0%</b>	<b>1%</b>	<b>3%</b>	<b>2%</b>	<b>97%</b>	<b>95%</b>	<b>97%</b>
<b>FATA</b>	<b>0%</b>	<b>0%</b>	<b>0%</b>	<b>2%</b>	<b>0%</b>	<b>0%</b>	<b>1%</b>	<b>1%</b>	<b>0%</b>	<b>10%</b>	<b>8%</b>	<b>3%</b>	<b>88%</b>	<b>91%</b>	<b>96%</b>
Rest of Balochistan	7%	3%	0%	7%	9%	4%	2%	4%	0%	23%	13%	16%	62%	71%	81%
North Balochistan	0%	4%	0%	3%	6%	3%	3%	2%	0%	10%	10%	6%	83%	78%	91%
Quetta Block	1%	0%	3%	1%	1%	0%	4%	0%	0%	10%	7%	0%	83%	92%	97%
<b>BALUCHISTAN</b>	<b>2%</b>	<b>2%</b>	<b>1%</b>	<b>3%</b>	<b>4%</b>	<b>2%</b>	<b>3%</b>	<b>3%</b>	<b>0%</b>	<b>13%</b>	<b>10%</b>	<b>8%</b>	<b>80%</b>	<b>82%</b>	<b>89%</b>
<b>PAKISTAN</b>	<b>0%</b>	<b>0%</b>	<b>0%</b>	<b>1%</b>	<b>1%</b>	<b>0%</b>	<b>1%</b>	<b>1%</b>	<b>1%</b>	<b>4%</b>	<b>4%</b>	<b>2%</b>	<b>95%</b>	<b>95%</b>	<b>97%</b>

\* Afp.rec Data as of 16-07-2018

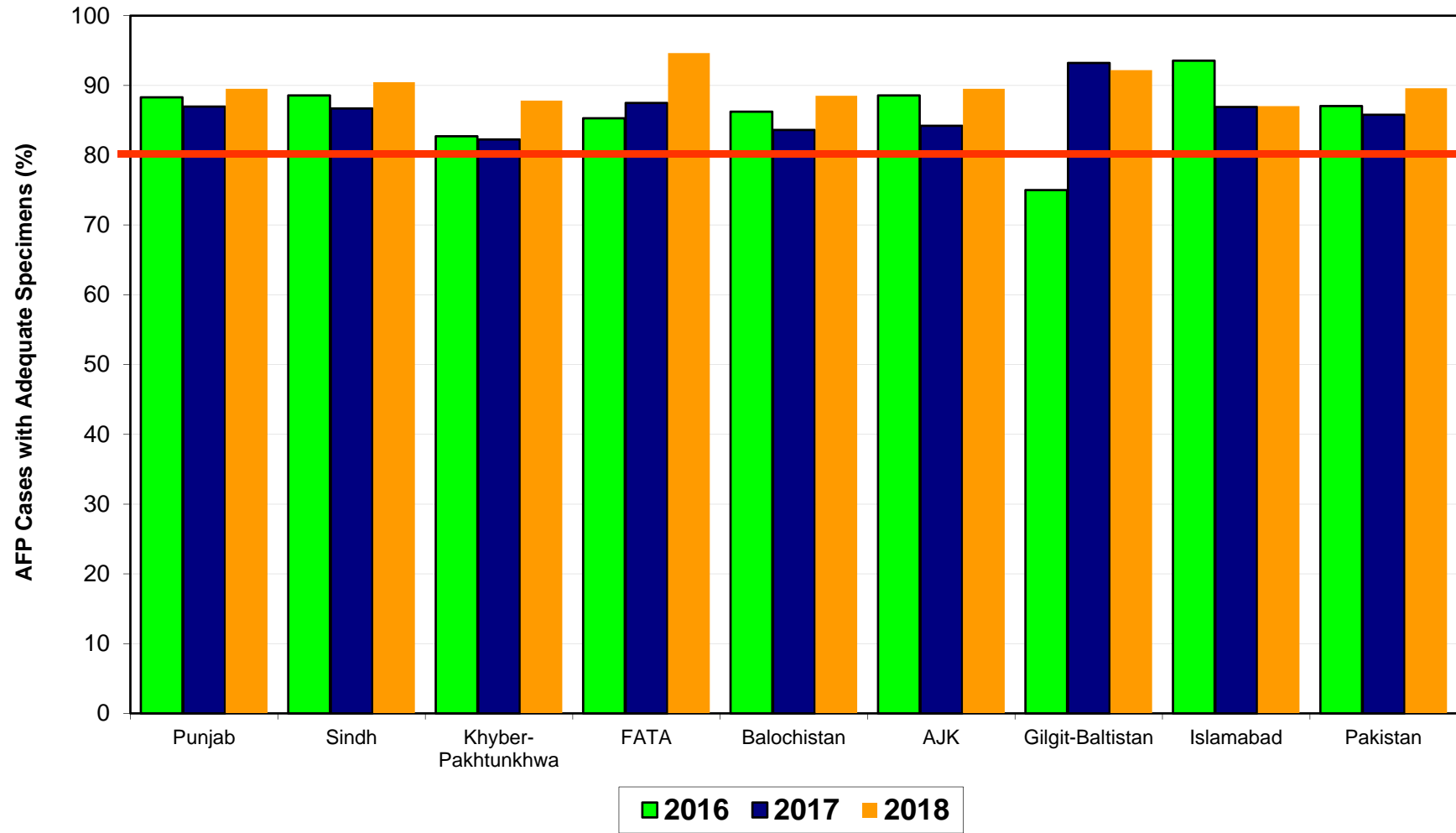
# Non Polio AFP Rate By Province/Regions, 2016-2018\*



Minimum Target Non-Polio AFP Rate for Tier-1 and Tier-2 districts is 6/100000 < 15 years of the age  
 Minimum Target Non-Polio AFP Rate for Tier-3 and Tier-4 districts is 3/100000 < 15 years of the age

\* Afp.rec Data as of 16-07-2018

# Percent AFP Cases with Adequate Specimens By Province/Regions, 2016-2018\*

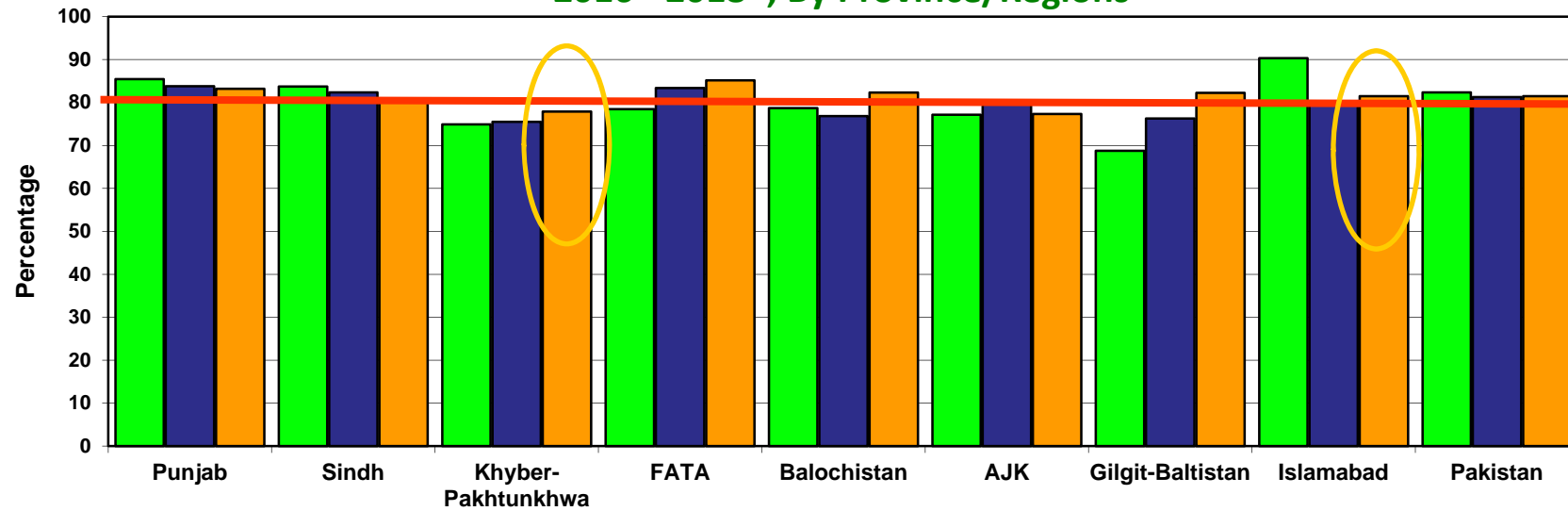


\* Afp.rec Data as of 16-07-2018

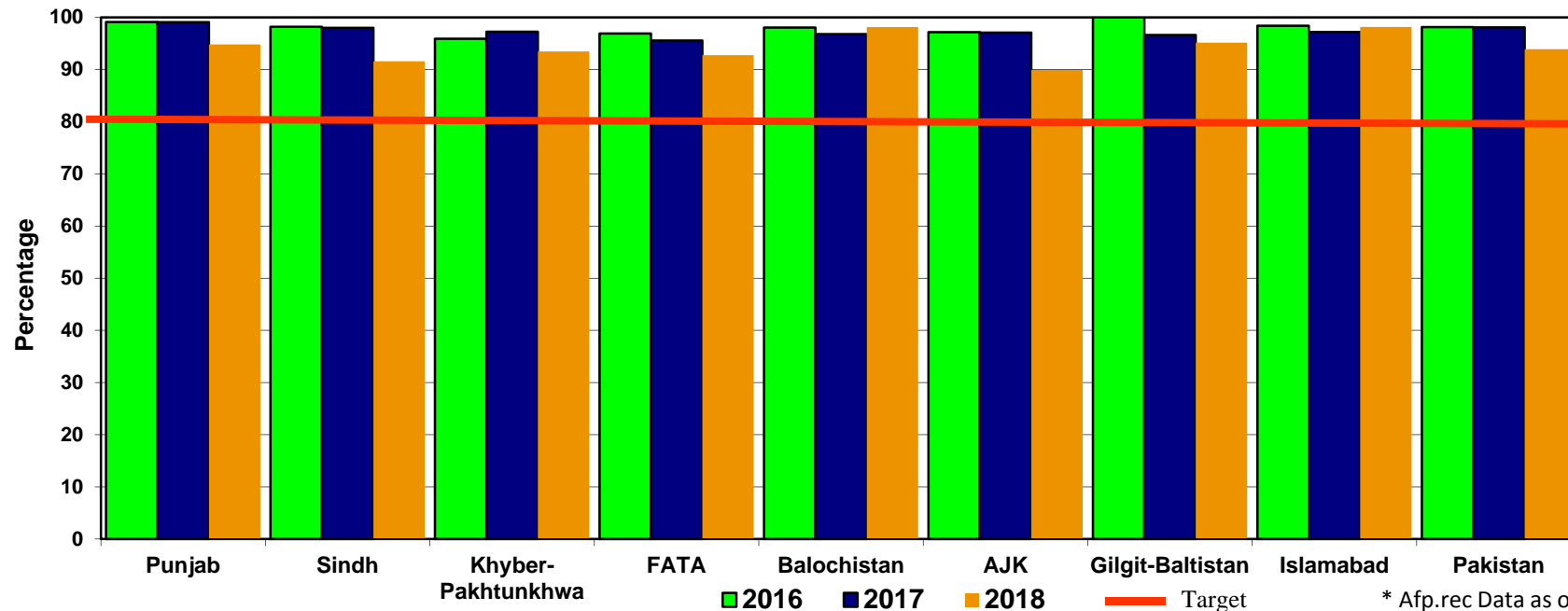
— Target Adequate Sample cases = 80%



**Graph 5: Percent AFP Cases Notified within 07 days of paralysis onset  
2016 - 2018\*; By Province/Regions**

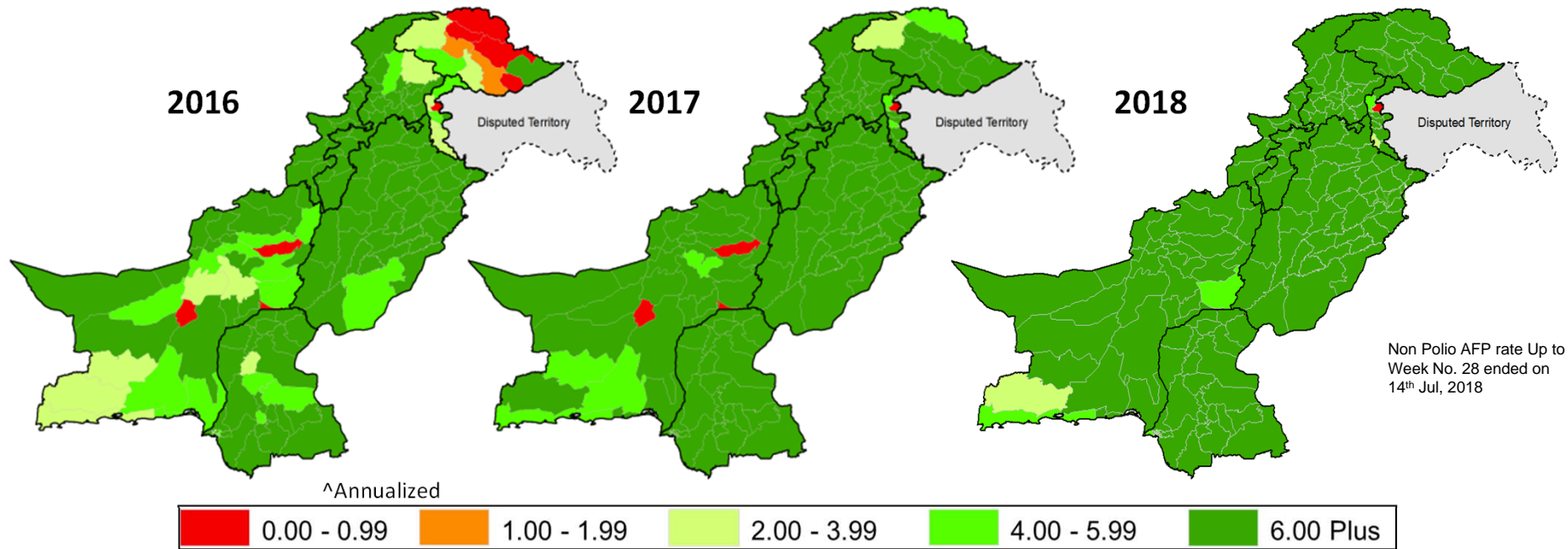


**Graph 6: Percent AFP Cases Investigated within 48 hours of notification  
2016 ~ 2018\*; By Province/Regions**

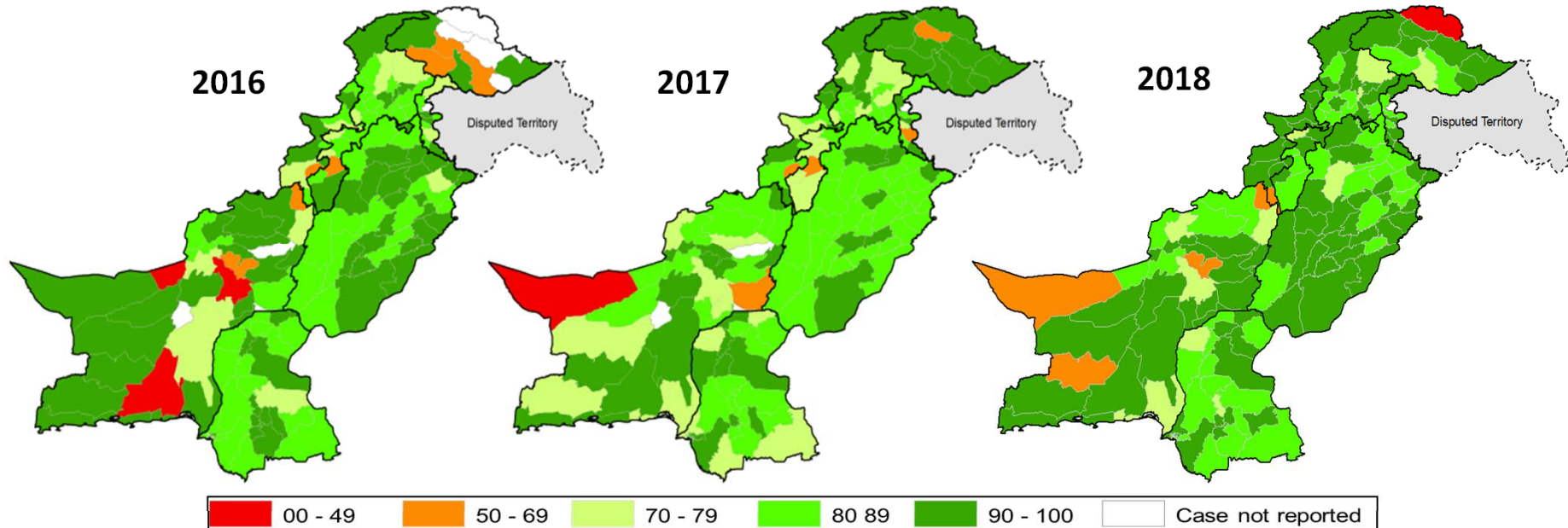


\* Afp.rec Data as of 16-07-2018

## Non-Polio ^ AFP Rate by District



## Percent AFP Cases with Adequate Specimens, by District



**Table 7.4: AFP CASES PENDING FOR CLASSIFICATION  
WITH DATE OF ONSET MORE THAN 90 DAYS\* 2018 Page (1/4)**

S. No	DISTRICT	TEHSIL	EPID	SEX	AGE	DONSET	DOSESE	DSTOOL1	DSTOOL2	LAB	FEVER	ASYM	PROG	FUP	PEND (DAYS)
1	ABOTABAD	HAWALLIAN	KP/10/18/014	F	119	26-02-18	7+	13-03-18	14-03-18	NVI	Y	Y	Y	Y	140
2	BADIN	TANDO BAGO	SD/23/18/021	M	18	17-03-18	7+	31-03-18	01-04-18	NVI	Y	Y	Y	Y	121
3	BADIN	TALHAR	SD/23/18/019	M	60	23-03-18	7+	31-03-18	17-04-18	NVI	N	N	Y	Y	115
4	BAGH	BAGH	AJ/50/18/004	F	66	10-02-18	7+	21-02-18	26-02-18	NVI	N	Y	UK	Y	156
5	BAGH	BAGH	AJ/50/18/012	F	144	02-04-18	7+	30-04-18	08-05-18	NVI	Y	Y	Y	Y	105
6	BAHAWALPUR	HASILPUR	PB/71/18/011	F	135	07-01-18	7+	25-01-18	26-01-18	NVI	Y	Y	Y	Y	190
7	BAHAWALPUR	YAZMAN	PB/71/18/025	M	30	19-02-18	7+	DIED BEFORE STOOL			Y	N	Y	DIED	147
8	BAHAWALPUR	BWP SADAR	PB/71/18/027	M	39	30-01-18	7+	DIED BEFORE STOOL			N	Y	Y	DIED	167
9	BAHAWALPUR	BWP CITY	PB/71/18/053	F	144	06-04-18	7+	29-04-18	01-05-18	NVI	N	N	Y	Y	101
10	BAHWLNAGAR	MINCHANABA	PB/73/18/001	M	36	05-01-18	7+	DIED BEFORE STOOL			N	N	Y	DIED	192
11	BAHWLNAGAR	MINCHANABA	PB/73/18/012	M	84	04-02-18	7+	DIED BEFORE STOOL			Y	Y	Y	DIED	162
12	BAHWLNAGAR	BAHAWALNAGAR	PB/73/18/025	M	14	05-02-18	7+	DIED BEFORE STOOL			Y	Y	Y	Y	161
13	BAHWLNAGAR	CHISHTIAN	PB/73/18/028	F	48	02-03-18	7+	12-04-18	14-04-18	NVI	Y	Y	Y	Y	136
14	BAHWLNAGAR	BAHAWALNAGAR	PB/73/18/033	F	150	10-02-18	7+	LATE NOTIFIED			N	N	Y	Y	156
15	BANNU	BANNU	KP/61/18/020	M	35	11-04-18	7+	02-05-18	05-05-18	NVI	Y	N	Y	Y	96
16	BATAGRAM	BATTAGRAM	KP/11/18/013	F	84	15-01-18	7+	LATE NOTIFIED			Y	N	Y	Y	182
17	BATAGRAM	BATAGRAM	KP/11/18/017	F	18	10-04-18	7+	30-06-18			UK	UK	UK		97
18	BUNER	BUNER	KP/22/18/012	M	36	07-02-18	7+	06-04-18	07-04-18	NVI	UK	UK	UK		159
19	CHAKWAL	CHAKWAL	PB/13/18/017	F	84	18-02-18	7+	04-03-18	09-03-18	NVI	Y	N	Y	Y	148
20	CHARSADA	CHARSADDA	KP/31/18/051	M	18	03-04-18	7+	18-04-18	19-04-18	NVI	Y	Y	Y	Y	104
21	CHARSADA	TANGI	KP/31/18/059	M	16	08-04-18	7+	25-04-18	26-04-18	NVI	Y	Y	UK	Y	99
22	CHITRAL	CHITRAL	KP/21/18/019	F	156	26-03-18	7+	LATE NOTIFIED			Y	N	Y		112
23	DGKHAN	DG KHAN	PB/81/18/022	M	96	27-01-18	7+	18-02-18	20-02-18	NVI	Y	Y	Y	Y	170
24	DGKHAN	DG KHAN	PB/81/18/023	F	5	09-02-18	6	25-02-18	27-02-18	NVI	Y	Y	Y	Y	157
25	DGKHAN	DG KHAN	PB/81/18/029	M	13	22-01-18	7+	24-02-18	25-02-18	NVI	N	Y	Y	Y	175
26	DGKHAN	DG KHAN	PB/81/18/040	F	7	02-01-18	7+	02-03-18	04-03-18	NVI	N	N	Y	Y	195
27	DGKHAN	DG KHAN	PB/81/18/057	F	12	14-03-18	7+	31-03-18	01-04-18	NVI	N	N	Y	Y	124
28	DGKHAN	TAUNSA	PB/81/18/059	F	20	30-03-18	7+	01-04-18		NVI	Y	Y	Y	DIED	108
29	DGKHAN	DG KHAN	PB/81/18/101	F	8	15-03-18	7+	LATE NOTIFIED			N	Y	Y	Y	123
30	DGKHAN	DG KHAN	PB/81/18/110	F	32	02-03-18	7+	LATE NOTIFIED			Y	Y	Y	Y	136
31	DIKHAN	DERA ISMAIL KHAN	KP/60/18/030	F	158	06-04-18	7+	01-05-18	02-05-18	NVI	Y	N	Y		101
32	DIKHAN	PHARPUR	KP/60/18/037	M	29	15-04-18	7+	19-05-18	21-05-18	EV	Y	Y	Y		92
33	DIRLOWER	SAMAR BAGH	KP/23/18/060	M	27	27-03-18	7+	LATE NOTIFIED			Y	Y	Y	Y	111
34	FAISALABAD	JARANWALA	PB/51/18/077	M	35	15-04-18	7+	19-04-18		VACC	Y	N	Y	DIED	92
35	FAISALABAD	JARANWALA	PB/51/18/099	F	110	10-03-18	7+	LATE NOTIFIED			Y	Y	Y	Y	128
36	FAISALABAD	FSD SADAR	PB/51/18/115	M	120	02-04-18	7+	LATE NOTIFIED			Y	Y	Y		105
37	GHOTKI	UBAURO	SD/42/18/012	F	60	02-02-18	7+	DIED BEFORE STOOL			Y	Y	Y	DIED	164
38	GHOTKI	KHAN GARH	SD/42/18/029	F	96	26-03-18	7+	DIED BEFORE STOOL			Y	N	UK	DIED	112
39	GUJRANWALA	WAZIRABAD TOWN	PB/21/18/025	F	17	17-01-18	7+	17-02-18	18-02-18	NVI	Y	N	Y	DIED	180
40	GUJRANWALA	Q.D SING TOWN	PB/21/18/030	M	107	08-02-18	7+	27-02-18	01-03-18	NVI	UK	UK	UK	Y	158
41	GUJRANWALA	N.VIRKAN TOWN	PB/21/18/044	F	3	09-01-18	3	LATE NOTIFIED			N	N	Y	Y	188
42	GUJRANWALA	N.VIRKAN TOWN	PB/21/18/048	M	135	13-03-18	7+	28-03-18	30-03-18	NVI	Y	Y	Y	Y	125

\* Afp.rec Data as of 16-07-2018

€ Based on recall of parents

60 days Follow-up not done

FUP = Residual Weakness at 60 days follow up.

**Table 7.4: AFP CASES PENDING FOR CLASSIFICATION  
WITH DATE OF ONSET MORE THAN 90 DAYS\* 2018 Page (2/4)**

S. No	DISTRICT	TEHSIL	EPID	SEX	AGE	DONSET	DOSESE	DSTOOL1	DSTOOL2	LAB	FEVER	ASYM	PROG	FUP	PEND (DAYS)
43	GUJRANWALA	AROOP TOWN	PB/21/18/059	F	57	01-04-18	7+	25-04-18	26-04-18	EV	N	Y	Y	Y	106
44	GUJRAT	KHARIAN	PB/23/18/021	F	108	07-02-18	3	DIED BEFORE STOOL			Y	N	Y	DIED	159
45	GUJRAT	KHARIAN	PB/23/18/038	F	58	11-03-18	7+	DIED BEFORE STOOL			N	N	Y	DIED	127
46	GUJRAT	KHARIAN	PB/23/18/054	M	17	13-04-18	7+	04-05-18	05-05-18	NVI	Y	Y	Y	Y	94
47	GUJRAT	GUJRAT	PB/23/18/058	F	108	15-03-18	7+	11-05-18	12-05-18	NVI	N	Y	Y	Y	123
48	HAFIZABAD	HAFIZABAD	PB/22/18/006	M	62	03-01-18	7+	31-01-18	01-02-18	VACC	N	N	Y	Y	194
49	HAFIZABAD	PINDI BHATTIAN	PB/22/18/002	F	83	01-01-18	3	LATE NOTIFIED			Y	Y	Y	Y	196
50	HAFIZABAD	HAFIZABAD	PB/22/18/008	F	64	02-02-18	7+	19-02-18	01-04-18	NVI	Y	UK	Y	Y	164
51	HAFIZABAD	PINDI BHATTIAN	PB/22/18/017	F	34	15-03-18	7+	DIED BEFORE STOOL			N	UK	Y	DIED	123
52	HAVELI	HAVALI	AJ/51/18/003	M	14	04-04-18	7+	09-04-18		NVI	Y	Y	Y	DIED	103
53	HUNZA	ALIABAD	GB/72/18/001	F	12	15-01-18	7+	04-03-18	05-03-18	NVI	UK	Y	UK		182
54	HYDERABAD	HYDERABAD RURAL	SD/21/18/025	M	59	22-03-18	7+	06-04-18	07-04-18	NVI	Y	Y	Y	Y	116
55	KABDULAH	CHAMAN	BN/14/18/005	F	12	07-02-18	7+	DIED BEFORE STOOL			Y	N	Y	DIED	159
56	KAMBAR	SIJAWAL	SD/55/18/030	M	20	04-04-18	7+	25-04-18	26-04-18	EV	Y	Y	Y		103
57	KAMBAR	KAMBAR	SD/55/18/031	F	36	12-04-18	7+	01-05-18	02-05-18	EV	Y	Y	Y		95
58	KASHMORE	KASHMORE	SD/54/18/015	F	80	31-03-18	7+	DIED BEFORE STOOL			Y	N	Y	DIED	107
59	KASUR	KASUR	PB/32/18/037	F	18	09-04-18	7+	08-05-18	09-05-18	NVI	Y	N	Y		98
60	KHAIRPUR	KINGRI	SD/43/18/039	F	24	31-03-18	7+	11-04-18		NVI	Y	Y	Y	DIED	107
61	KHANEWAL	MIAN CHANU	PB/62/18/035	F	96	11-04-18	7+	DIED BEFORE STOOL			N	N	Y	DIED	96
62	KHIGADAP	GADAP	SD/63/18/014	M	21	06-01-18	7+	LATE NOTIFIED			Y	Y	UK	Y	191
63	KHIKORANGI	KORANGI	SD/68/18/014	M	120	02-04-18	7+	DIED BEFORE STOOL			Y	N	Y	DIED	105
64	KHINNAZIM	NNAZIM	SD/74/18/012	M	6	15-03-18	7+	12-04-18	13-04-18	VACC	Y	Y	Y	Y	123
65	KHUSHAB	KHUSHAB	PB/42/18/023	F	46	11-04-18	7+	13-05-18	15-05-18	NVI	UK	UK	UK		96
66	KHYBER	BARA	FT/34/18/031	M	10	15-02-18	7+	14-03-18	15-03-18	NVI	Y	Y	Y	Y	151
67	KHYBER	JAMRUD	FT/34/18/032	F	15	10-02-18	7+	18-03-18	19-03-18	NVI	N	Y	Y	Y	156
68	KOHISTAN	DASSU	KP/13/18/006	M	164	25-02-18	7+	21-03-18	22-03-18	NVI	Y	N	N	Y	141
69	KURRAM	LOWER KURRAM	FT/52/18/008	F	12	18-02-18	6	27-03-18	28-03-18	VACC	N	N	Y	Y	148
70	LAHORE	NISHTER TOWN	PB/31/18/191	M	108	03-04-18	7+	LATE NOTIFIED			N	Y	Y	Y	104
71	LAHORE	SAMANABAD TOWN	PB/31/18/210	M	84	12-01-18	7+	LATE NOTIFIED			Y	Y	Y		185
72	LAKKIMRWT	SERAI NAURANG	KP/62/18/019	M	10	20-02-18	7+	25-03-18	26-03-18	EV	Y	Y	Y	Y	146
73	LAKKIMRWT	LAKKI MARWAT	KP/62/18/042	F	12	07-04-18	7+	23-05-18	24-05-18	NVI	Y	Y	Y	Y	100
74	LAKKIMRWT	LAKKI MARWAT	KP/62/18/035	M	20	28-02-18	7+	LATE NOTIFIED			Y	Y	Y	Y	138
75	LAKKIMRWT	LAKKI MARWAT	KP/62/18/052	M	21	23-03-18	7+	LATE NOTIFIED			UK	Y	Y	Y	115
76	LAKKIMRWT	LAKKI MARWAT	KP/62/18/056	F	12	15-04-18	7+	LATE NOTIFIED			UK	N	Y	Y	92
77	LARKANA	DOKRI	SD/51/18/034	M	60	18-03-18	7+	08-05-18	09-05-18	NVI	N	Y	Y		120
78	LAYYAH	KAROR LAL ESAN	PB/84/18/012	M	24	24-02-18	7+	12-03-18	13-03-18	NVI	Y	N	Y	Y	142
79	LODHRAN	LODHRAN	PB/64/18/009	F	35	07-01-18	7+	03-02-18	04-02-18	NVI	Y	Y	Y	Y	190
80	LODHRAN	KAHROR PAKKA	PB/64/18/031	F	31	14-04-18	7+	DIED BEFORE STOOL			N	N	Y	DIED	93
81	MARDAN	MARDAN	KP/40/18/036	M	6	04-02-18	7+	08-03-18	09-03-18	VACC	N	Y	Y	Y	162
82	MARDAN	TAKHT BAHU	KP/40/18/067	M	37	07-03-18	7+	24-04-18	25-04-18	EV	Y	N	Y	Y	131
83	MARDAN	MARDAN	KP/40/18/084	M	101	13-04-18	7+	17-05-18	18-05-18	EV	Y	Y	Y	Y	94
84	MBDIN	M.B DIN	PB/24/18/019	F	19	04-02-18	7+	15-03-18	17-03-18	NVI	UK	N	Y	DIED	162

\* Afp.rec Data as of 16-07-2018

€ Based on recall of parents

60 days Follow-up not done

FUP = Residual Weakness at 60 days follow up.

**Table 7.4: AFP CASES PENDING FOR CLASSIFICATION  
WITH DATE OF ONSET MORE THAN 90 DAYS\* 2018 Page (3/4)**

S. No	DISTRICT	TEHSIL	EPID	SEX	AGE	DONSET	DOSESE	DSTOOL1	DSTOOL2	LAB	FEVER	ASYM	PROG	FUP	PEND (DAYS)
85	MBDIN	PHALIA	PB/24/18/024	M	19	10-03-18	7+	29-03-18	30-03-18	NVI	Y	Y	Y	Y	128
86	MIANWALI	EISAKHAIL	PB/43/18/026	M	24	02-04-18	3	20-04-18	21-04-18	NVI	Y	Y	Y		105
87	MIANWALI	MIANWALI	PB/43/18/034	M	36	12-04-18	7+	11-05-18	13-05-18	NVI	UK	UK	UK		95
88	MIRPURKHAS	KOT GHULAM MOHD.	SD/31/18/006	M	84	06-02-18	7+	DIED BEFORE STOOL			Y	N	Y	DIED	160
89	MULTAN	MULTAN RURAL	PB/61/18/027	F	12	17-02-18	7+	15-03-18	16-03-18	NVI	Y	Y	Y	Y	149
90	MULTAN	MULTAN URBAN	PB/61/18/035	F	145	24-03-18	7+	08-04-18	09-04-18	NVI	N	Y	Y	Y	114
91	MULTAN	MULTAN URBAN	PB/61/18/054	F	64	03-04-18	7+	06-05-18	07-05-18	EV	N	N	Y	Y	104
92	MULTAN	MULTAN URBAN	PB/61/18/029	M	88	10-01-18	7+	LATE NOTIFIED			Y	Y	Y	Y	187
93	MUZFARGARH	ALIPUR	PB/83/18/056	M	7	01-03-18	7+	17-03-18	18-03-18	NVI	Y	Y	Y	Y	137
94	MUZFARGARH	KOT ADU	PB/83/18/068	F	72	01-04-18	7+	DIED BEFORE STOOL			Y	N	Y	DIED	106
95	MUZFARGARH	JATOI	PB/83/18/087	M	30	22-03-18	7+	21-04-18	22-04-18	NVI	Y	Y	Y	Y	116
96	MUZFARGARH	ALIPUR	PB/83/18/076	F	18	15-03-18	7+	20-04-18	22-04-18	NVI	Y	Y	Y	Y	123
97	MUZFARGARH	KOT ADU	PB/83/18/108	F	18	16-04-18	7+	18-05-18	20-05-18	NVI	Y	Y	Y	Y	91
98	NAROWAL	SHAKARGARH	PB/26/18/027	F	48	11-02-18	7+	22-03-18	23-03-18	NVI	Y	Y	Y	Y	155
99	OKARA	DEPALPUR	PB/34/18/029	M	18	12-01-18	7+	LATE NOTIFIED			N	Y	Y	Y	185
100	OKARA	DEPALPUR	PB/34/18/055	M	2	10-04-18	1	26-05-18	28-05-18	NVI	Y	Y	Y	Y	97
101	PESHAWAR	PESHAWAR	KP/30/18/064	M	36	06-02-18	7+	18-03-18	19-03-18	VACC	Y	Y	Y	Y	160
102	PESHAWAR	PESHAWAR	KP/30/18/109	F	9	12-04-18	7+	08-05-18		NVI	N	N	UK	DIED	95
103	PESHAWAR	PESHAWAR	KP/30/18/113	M	16	03-04-18	7+	12-05-18	13-05-18	EV	N	Y	Y	Y	104
104	PESHAWAR	PESHAWAR	KP/30/18/115	F	66	16-04-18	7+	13-05-18	14-05-18	EV	Y	Y	Y		91
105	POONCH	ABBASPUR	AJ/40/18/007	M	24	20-01-18	7+	07-02-18	08-02-18	NVI	Y	Y	Y	Y	177
106	POONCH	HAJIRA	AJ/40/18/023	M	3	17-01-18	5	LATE NOTIFIED			N	Y	Y	Y	180
107	RAJANPUR	RAJAN PUR	PB/82/18/006	M	48	23-01-18	7+	DIED BEFORE STOOL			N	N	Y	DIED	174
108	RAJANPUR	ROJHAN	PB/82/18/010	M	115	29-01-18	7+	13-02-18	14-02-18	NVI	Y	Y	Y	Y	168
109	RAJANPUR	RAJAN PUR	PB/82/18/014	F	108	12-01-18	7+	16-02-18	17-02-18	EV	Y	N	N	Y	185
110	RAJANPUR	JAM PUR	PB/82/18/015	M	72	17-02-18	7+	20-02-18		NVI	Y	N	Y	DIED	149
111	RAJANPUR	RAJAN PUR	PB/82/18/016	F	25	04-02-18	7+	20-02-18	21-02-18	VACC	Y	Y	Y	Y	162
112	RAJANPUR	JAM PUR	PB/82/18/021	M	7	10-02-18	7+	27-02-18	28-02-18	VACC	Y	Y	Y	Y	156
113	RAJANPUR	RAJAN PUR	PB/82/18/025	F	60	05-02-18	7+	09-03-18	10-03-18	NVI	N	N	Y	Y	161
114	RAJANPUR	JAM PUR	PB/82/18/081	M	22	05-04-18	7+	LATE NOTIFIED			Y	Y	Y		102
115	RYKHAN	RAHIMYAR KHAN	PB/72/18/034	F	30	02-02-18	7+	20-02-18	22-02-18	NVI	Y	Y	Y	Y	164
116	RYKHAN	SADIQABAD	PB/72/18/040	M	120	10-02-18	7+	01-03-18	04-03-18	NVI	Y	N	Y	Y	156
117	RYKHAN	KHANPUR	PB/72/18/060	M	72	07-01-18	7+	10-03-18	11-03-18	NVI	N	Y	Y	Y	190
118	RYKHAN	LIAQUAITPUR	PB/72/18/078	F	23	24-03-18	7+	DIED BEFORE STOOL			Y	N	Y	DIED	114
119	RYKHAN	SADIQABAD	PB/72/18/082	M	96	21-03-18	7+	DIED BEFORE STOOL			Y	N	Y	DIED	117
120	RYKHAN	RAHIMYAR KHAN	PB/72/18/098	M	27	13-03-18	7+	20-04-18	21-04-18	NVI	N	Y	Y	Y	125
121	SARGODHA	SILANWALI	PB/41/18/025	M	24	08-02-18	7+	27-03-18	28-03-18	NVI	Y	Y	Y	Y	158
122	SARGODHA	SARGODHA	PB/41/18/029	F	24	22-03-18	7+	11-04-18	12-04-18	EV	N	N	Y	Y	116
123	SHEIKHUPURA	FEROZEWALA	PB/33/18/028	F	34	31-01-18	7+	24-02-18	25-02-18	NVI	N	N	Y	Y	166
124	SIALKOT	SAMBRIAL	PB/25/18/019	M	22	05-01-18	7+	09-02-18	11-02-18	NVI	Y	Y	Y	Y	192
125	SIALKOT	SIALKOT	PB/25/18/028	M	2	07-01-18	4	28-02-18	02-03-18	VACC	N	Y	Y	Y	190
126	SIALKOT	SIALKOT	PB/25/18/031	M	5	05-03-18	7+	22-03-18	23-03-18	NVI	Y	Y	Y	Y	133

\* Afp.rec Data as of 16-07-2018

€ Based on recall of parents

60 days Follow-up not done

FUP = Residual Weakness at 60 days follow up.

**Table 7.4: AFP CASES PENDING FOR CLASSIFICATION  
WITH DATE OF ONSET MORE THAN 90 DAYS\* 2018 Page (4/4)**

S. No	DISTRICT	TEHSIL	EPID	SEX	AGE	DONSET	DOSESE	DSTOOL1	DSTOOL2	LAB	FEVER	ASYM	PROG	FUP	PEND (DAYS)
127	SOHBATPUR	SOHBAT PUR	BN/66/18/004	M	48	16-03-18	7+	25-04-18	26-04-18	NVI	Y	Y	Y	Y	122
128	SUJAWAL	SUJAWAL	SD/79/18/054	F	6	15-04-18	7+	11-05-18	13-05-18	EV	UK	UK	UK		92
129	SUKKUR	PANO AKIL	SD/41/18/015	M	27	16-03-18	7+	DIED BEFORE STOOL			Y	N	Y	DIED	122
130	SWABI	SWABI	KP/41/18/030	M	18	26-02-18	7+	13-03-18	15-03-18	VACC	N	Y	Y		140
131	SWABI	RAZAR	KP/41/18/045	M	66	03-04-18	7+	17-04-18	18-04-18	NVI	Y	Y	Y		104
132	SWAT	CHARBAGH	KP/24/18/034	M	11	04-04-18	7+	20-04-18	21-04-18	VACC	Y	Y	Y	Y	103
133	THARPARKAR	NANGARPARKAR	SD/33/18/005	F	16	02-01-18	7+	31-01-18	01-02-18	NVI	N	Y	UK	Y	195
134	THATTA	THATTA	SD/22/18/010	M	86	15-02-18	7+	26-02-18	02-03-18	NVI	Y	N	UK	Y	151
135	UMERKOT	UMERKOT	SD/34/18/031	M	61	16-04-18	7+	DIED BEFORE STOOL			Y	N	Y	DIED	91
136	VEHARI	VEHARI	PB/63/18/016	M	72	17-02-18	7+	03-03-18	07-03-18	NVI	N	N	Y	Y	149
137	VEHARI	BUREWALA	PB/63/18/019	M	48	10-02-18	7+	17-03-18	19-03-18	NVI	Y	Y	Y	Y	156
138	VEHARI	BUREWALA	PB/63/18/029	M	37	22-03-18	7+	13-04-18	14-04-18	NVI	Y	N	Y	Y	116
139	VEHARI	MAILSI	PB/63/18/048	M	16	18-03-18	7+	LATE NOTIFIED			Y	Y	Y	Y	120
140	WAZIR-N	MIR ALI	FT/64/18/019	F	12	13-02-18	7+	DIED BEFORE STOOL			Y	N	Y	DIED	153
141	WAZIR-N	MIRAN SHAH	FT/64/18/028	M	10	08-04-18	7+	LATE NOTIFIED			Y	Y	Y	Y	99
142	WAZIR-S	LADHA	FT/65/18/009	F	54	16-03-18	7+	16-04-18	17-04-18	NVI	N	N	Y		122

\* Afp.rec Data as of 16-07-2018

€ Based on recall of parents

60 days Follow-up not done

FUP = Residual Weakness at 60 days follow up.