



**World Health
Organization**

Weekly AFP Surveillance Update Pakistan

Week 27 (*Ended on 7th July, 2018*)

National Surveillance Cell

World Health Organization Country Office,
Chak Shahzad, Park Road,
Islamabad, Pakistan

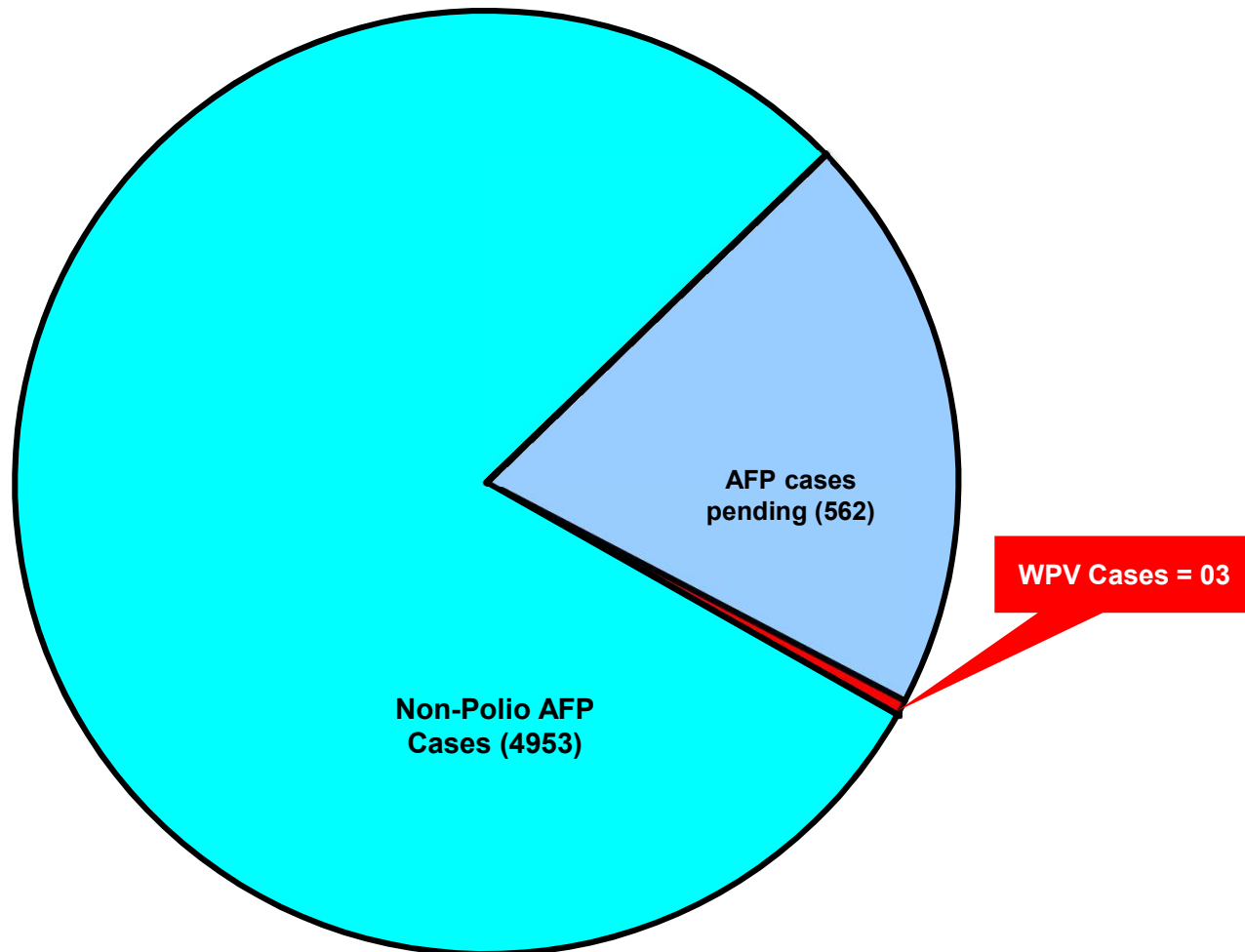
Tel: +92-51 9255123 / 9255282 /9255184

AFP Surveillance



<http://www.emro.who.int/pak/information-resources>

AFP Case Profile, 2018*



Total AFP Cases Reported = 5518

^ 270 Inadequate cases not due for FUP

^ 292 AFP Cases pending in Lab

^127 AFP Cases pending for classification by ERC

2017-^ 01 AFP Cases pending for classification by ERC

* Afp.rec Data as of 09-07-2018

Table 1.1: List of Confirmed Polio Cases, Pakistan 2018* (1/1)

S.NO.	PROVINCE/ REGION	DISTRICT	TEHSIL	EPID NO.	SEX	AGE (m)	DATE ONSET OF PARALYSIS	NO. OPV DOSES (based on parents recall)		FEVER	Asymetric Paralysis	Rapid Progression	REFUSAL	WPV TYPE	GENETICS
								Routine	SIA's						Cluster
01	BALUCHISTAN	DUKI	DUKI	BN/65/18/003	M	38	08-Mar-18	0	7+	Y	Y	Y	N	NSL1	R4B5C4
02	BALUCHISTAN	DUKI	DUKI	BN/65/18/005	F	18	15-Apr-18	0	7	Y	Y	Y	N	NSL1	R4B5C4D
03	BALUCHISTAN	DUKI	DUKI	BN/65/18/007	M	18	18-May-18	0	3	Y	Y	Y	N	NSL1	R4B5C4D

* Afp.rec Data as of 09-07-2018

Table 3: Urgent/ITD Pending Cases (1/1)

S. #	District	Basic information								OPV doses				Urgent		Prov Diagnosis	Lab update			Remarks	
		Tier	Tehsil	Union council	Epid number	Date of Onset	Age (M)	Sex	Date of 1st stool	Stool Adeq	RI	SAs	Last 6 SAs	Last dose	Field		NSC	Lab No.	Days Incub		Culture update
Reported urgent (by field / NSC criteria)																					
1	LAHORE	3	DATA GUNJBUX TOWN	UC 79	PB/31/18/202	21-Jun-18	8	M	25-Jun-18	Y	0	6	6	08-May-18	N	Y	HYPOKALEMIC PARALYSIS	7231	12	UP	
2	GHOTKI	2	DAHARKI	KEENJHAR	SD/42/18/046	15-Jun-18	7	F	25-Jun-18	Y	0	5	5	08-May-18	N	Y	UNNOTICED TRAUMA	7228	12	UP	

* New addition § New results #Data not available † NSC Criteria = Fever, Rapid Progress, Age < 48 months and OPV Doses < 7 UP = Under process
 Urgent (Field/NSC) / Inadequate specimens / Age 12-35 months / Zero OPV dose ‡ Pending for genomic sequencing

Point in time comparison of Polio Cases by Province/Region 2017 - 2018*

Region/ Province	No. of polio cases		No. of infected districts/towns		Most recent polio case
	2017	2018	2017	2018	
Balochistan	1	3	1	1	18-May-18
Sindh	0	0	0	0	09-Nov-17
Khyber Pakhtunkhwa	0	0	0	0	21-Aug-17
FATA / FR Areas	0	0	0	0	27-Jul -16
G-Baltistan	1	0	1	0	13-Feb-17
Punjab	1	0	1	0	28-Jan-17
Pakistan	3	3	3	1	18-May-18

Nineteen additional district / town declared infected based on environmental samples in 2018

* Afp.rec Data as of 09-07-2018

Table 2: LAB Update 2018*

Month of Onset	AFP Cases	No virus isolated	Cases Under Process		Isolated Viruses from stools						
			Culture	ITD	Vaccine viruses		NPEV		Wild	Results within 14 days	
	n	n	n	n	n	%	n	%	n	n	%
January	1010	843	0	0	76	8	91	9%	0	1010	100%
February	895	716	0	0	74	8	105	12%	0	895	100%
March	967	766	0	0	28	3	172	18%	1	966	100%
April	989	736	5	0	31	3	217	22%	1	984	99%
May	978	705	14	0	29	3	229	23%	1	963	98%
June	616	282	263	0	4	1	69	11%	0	355	58%
July	7	0	7	0	0	0	0	0%	0	0	0%
Total	5462	4048	289	0	242	4	883	16%	03	5173	95%

* Data as of Jul 09, 2018

Comparison of Environmental Sampling Results, 2016-17*

DISTRICT	2017					2018					Last
	TOTAL	WILD			TOTAL	WILD					
	n	GRAB	BMFS	TOTAL		n	GRAB	BMFS	TOTAL		
		n	n	n	%		n	n	n	%	
LAHORE	31			0	0%	30	1		1	3%	11-Jun-18
MULTAN	18	1		1	6%	18			0	0%	9-Jan-17
DGKHAN	19			0	0%	13		1	1	8%	12-Feb-18
RAWALPINDI	14	3	2	5	36%	13	3	1	4	31%	11-Jun-18
FAISALABAD	13			0	0%	12			0	0%	2-Jul-16
SARGODHA	6			0	0%	5			0	0%	
BAHAWALPUR	7			0	0%	5			0	0%	
RAJANPUR						5			0	0%	
CDA	6	4		4	67%	6	2		2	33%	11-Jun-18
KHIGIQBAL	14	2	1	3	21%	10			0	0%	10-Oct-17
KHIGADAP	20	9		9	45%	17	6		6	35%	8-Jun-18
KHIBALDIA	6			0	0%	6			0	0%	3-Nov-17
KHILANDHI	6	3		3	50%	5	2		2	40%	20-Apr-18
KHIKORANGI	6			0	0%	4			0	0%	16-Oct-17
KHISITE	6			0	0%	6	1		1	17%	1-Jan-18
KHISADDAR						5			0	0%	
KHILIAQAT						5	1		1	20%	7-Mar-18
SUKKUR	14	1		1	7%	13		1	1	8%	8-Feb-18
HYDERABAD	7			0	0%	6	1		1	17%	9-Feb-18
JACOBABAD	6			0	0%	8	1	1	2	25%	7-Mar-18
SANGHAR	6			0	0%	1			0	0%	
DADU	7			0	0%	6			0	0%	
KAMBAR	6			0	0%	6	2		2	33%	7-May-18
PESHAWAR	15	3	2	5	33%	13	7	1	8	62%	25-Jun-18
DIKHAN	14			0	0%	12			0	0%	16-Jul-16
BANNU	5			0	0%	6		1	1	17%	31-Mar-18
KOHAT	6			0	0%	7	3		3	43%	27-Jun-18
CHARSADA	6			0	0%	5			0	0%	
MARDAN	6			0	0%	6			0	0%	
NOWSHERA	6			0	0%	5			0	0%	
KABDULAH	13	9		9	69%	12	1		1	8%	1-Jan-18
QUETTA	26	8	1	9	35%	22	4		4	18%	28-May-18
PISHIN	7	4		4	57%	6			0	0%	2-Oct-17
KHUZDAR	6			0	0%	5			0	0%	
LORALAI	6			0	0%	4	1		1	25%	17-Mar-18
ZHOB	6			0	0%	5			0	0%	18-Dec-17
WAZIR-S						2			0		
BAJOUR						2	1		1	50%	19-May-18
PAKISTAN	340	47	6	53	16%	317	37	6	43	14%	27-Jun-18

* Afp.rec Data as of 09-07-2018

WPV and cVDPV Cases by District in 2018

PROVINCE	DISTRICT	WPV Cases		cVDPV Cases	
		Onset of Last Case	Cases	Onset of Last Case	Cases
BALUCHISTAN	DUKKI	18-May	3		

Map 2.1: Point in Time Comparison of Wild Polio virus Compatible and cVDPV2 isolates

Infected districts/Towns/Agencies/Areas

On the basis of WPV isolation

- WPV cases = 03
- Sewage water = 10 (no WPV case)
- Total = 13

2017

Source

AFP Surveillance

- P1 = 03
- Compatible = 0
- cVDPV Cases = -
- cVDPV Env = -

Sewage water

- Grab = 47
- BMFS = 06

Infected districts/Towns/Agencies/Areas

On the basis of WPV isolation

- WPV cases = 01
- Sewage water = 19 (no WPV case)
- Total = 20

2018

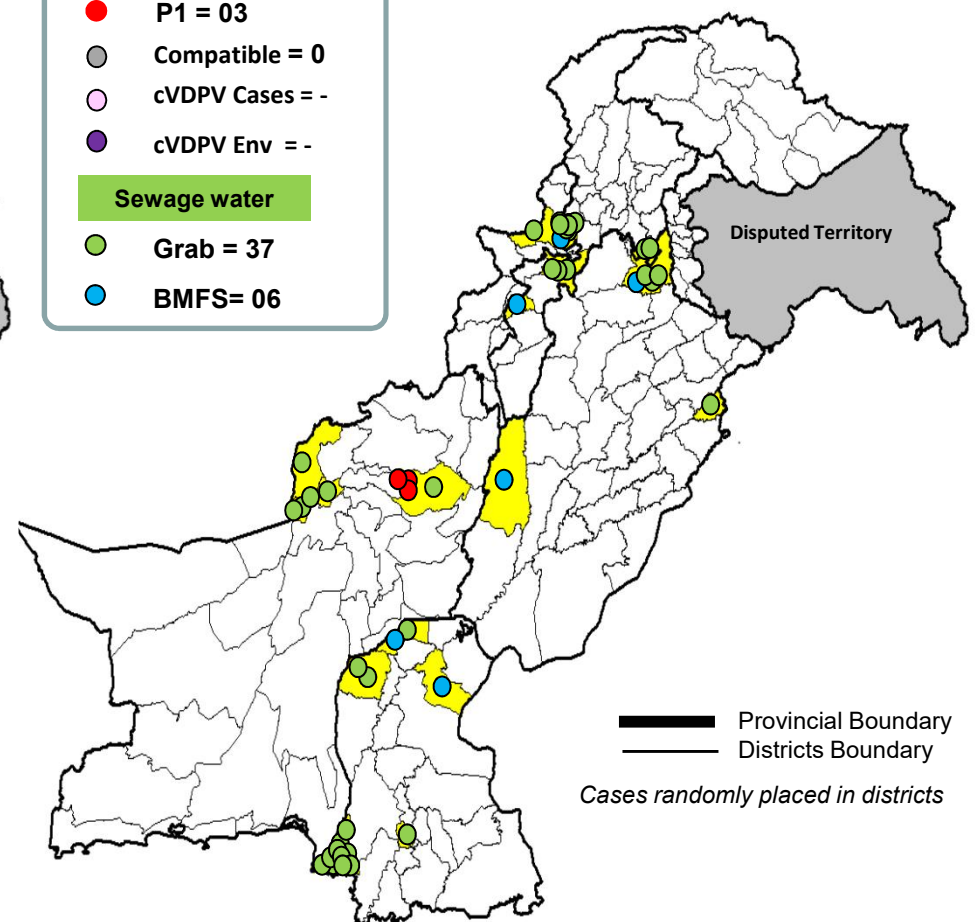
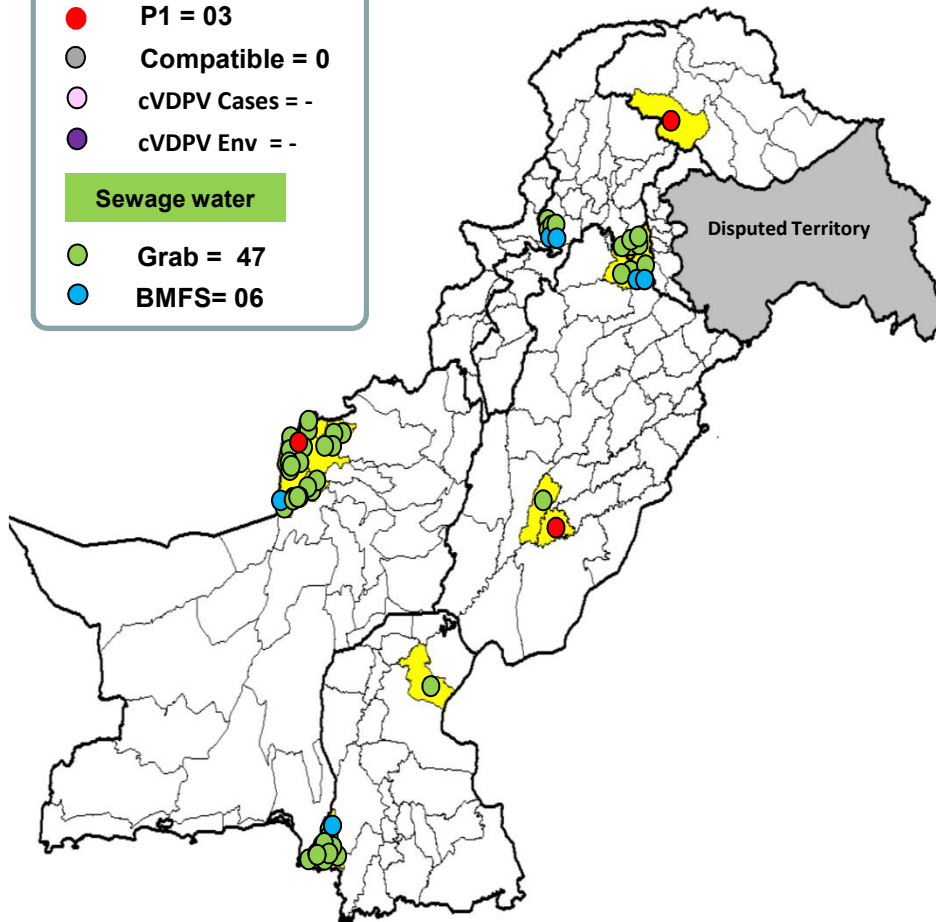
Source

AFP Surveillance

- P1 = 03
- Compatible = 0
- cVDPV Cases = -
- cVDPV Env = -

Sewage water

- Grab = 37
- BMFS = 06



— Provincial Boundary
 — Districts Boundary

Cases randomly placed in districts

* Afp.rec Data as of 09-07-2018

Map1: Distribution of Wild Polio Cases Pakistan 2017-2018*

Districts/Towns with Wild Polio Cases = 01



Province/ Country	Date of Last Case		Number of cases 2017		Number of cases 2018	
	P1	P3	P1	P3	P1	P3
FATA	Jul, 2016	Apr, 2012	-	-	-	-
KHYBER- PAKHTUNKHWA	Aug, 2017	Oct, 2010	01	-	-	-
SINDH	Nov, 2017	Jan, 2010	02	-	-	-
BALUCHISTAN	Apr, 2018	Apr, 2010	03	-	03	-
PUNJAB	Jan, 2017	Jun, 2010	01	-	-	-
AJK	Jun, 2000	Jun, 2000	-	-	-	-
GILGIT- BALTISTAN	Feb, 2017	-	01	-	-	-
ISLAMABAD	Sep, 2008	Sep, 2008	-	-	-	-
PAKISTAN	Apr, 2018	Apr, 2012	08	-	03	-

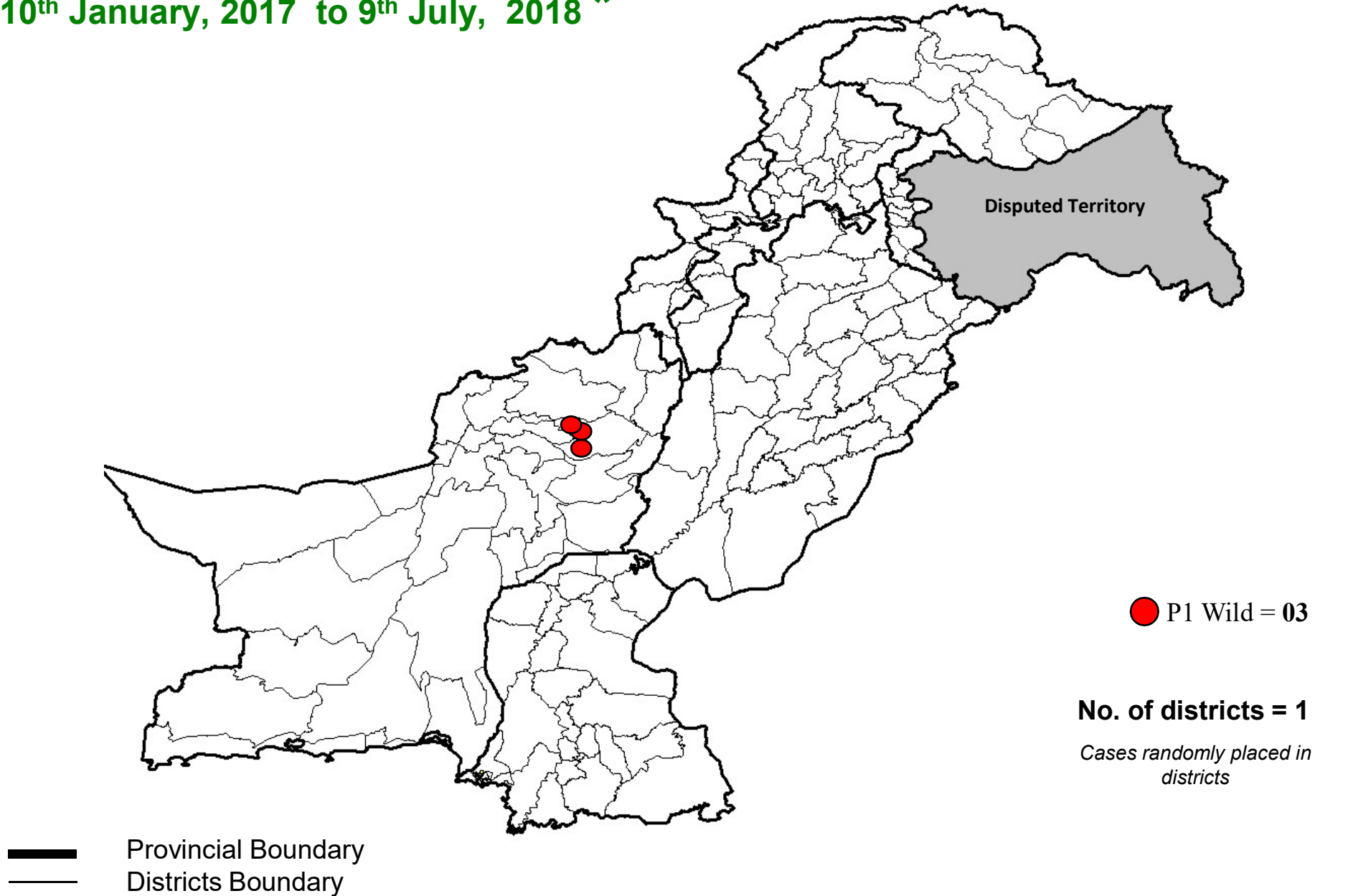
- District with last polio case in province
- Provincial Boundary
- Districts Boundary

Cases randomly placed in districts

* Afp.rec Data as of 09-07-2018

Map 3: Wild Polio cases in the last 6 months

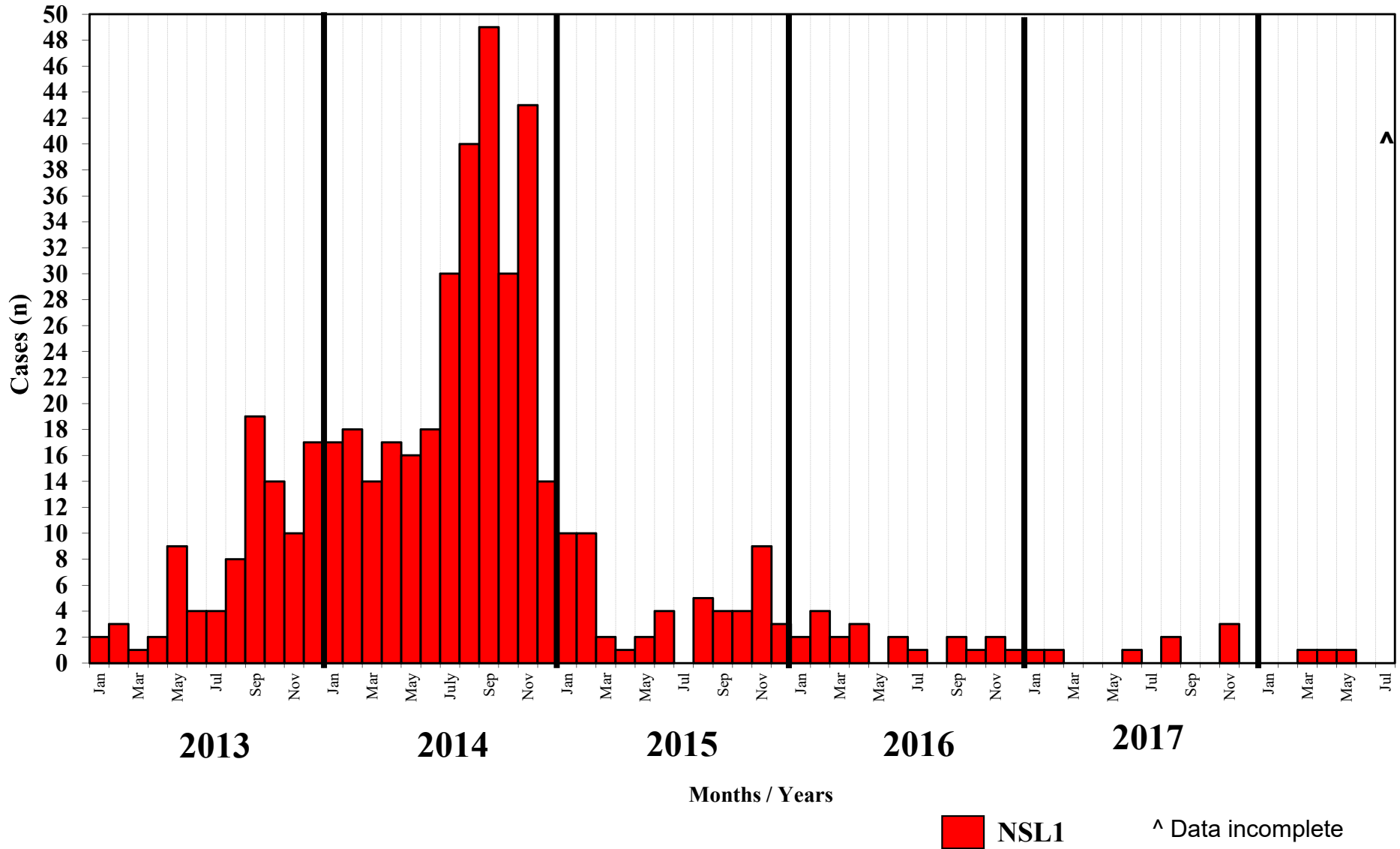
10th January, 2017 to 9th July, 2018 *



* Afp.rec Data as of 09-07-2018

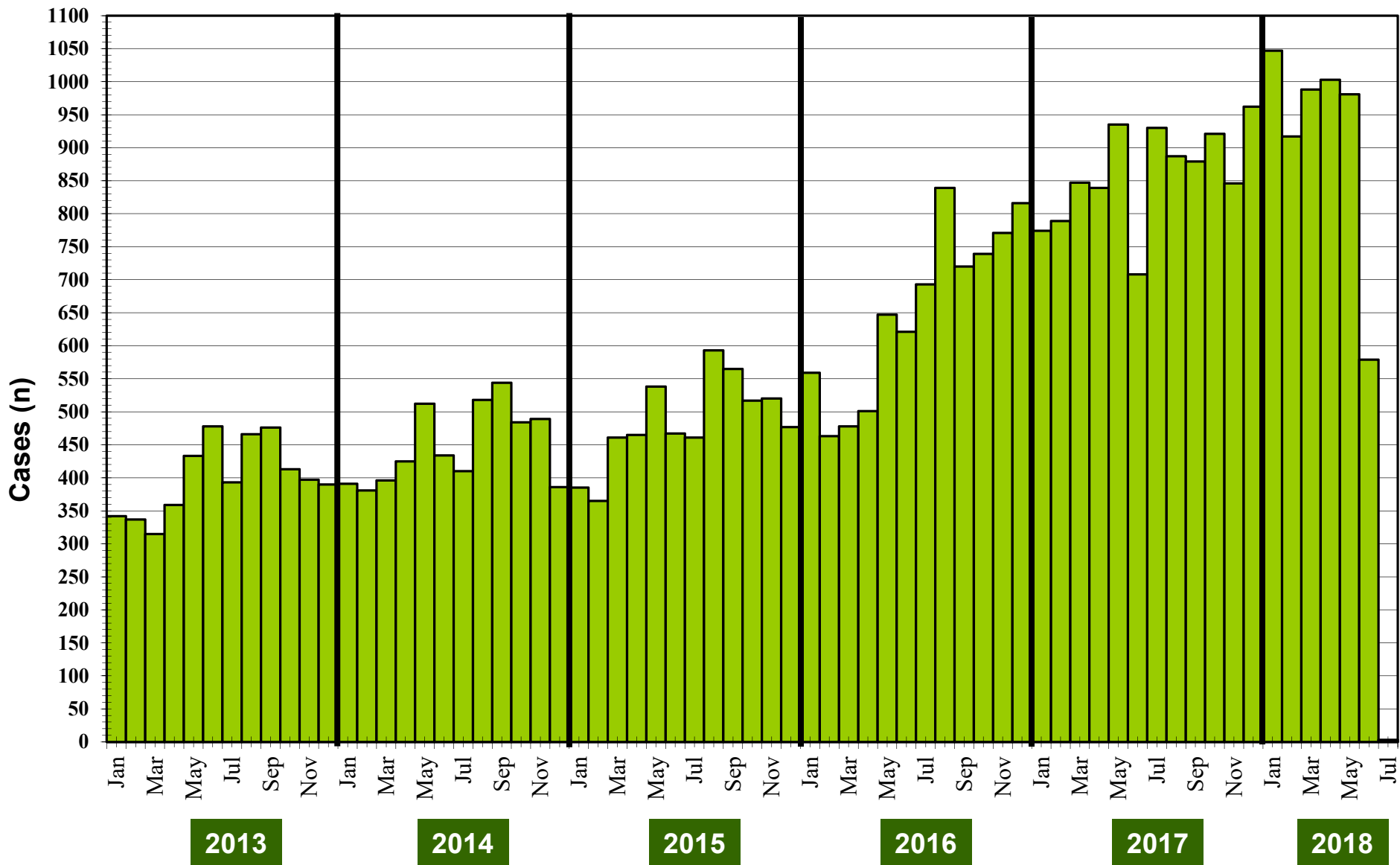
Confirmed Polio Cases 2013-2018*

2018



* Afp.rec Data as of 09-07-2018

Graph 1: Distribution of AFP Cases by Month, Pakistan 2013-2018*



* Afp.rec Data as of 09-07-2018

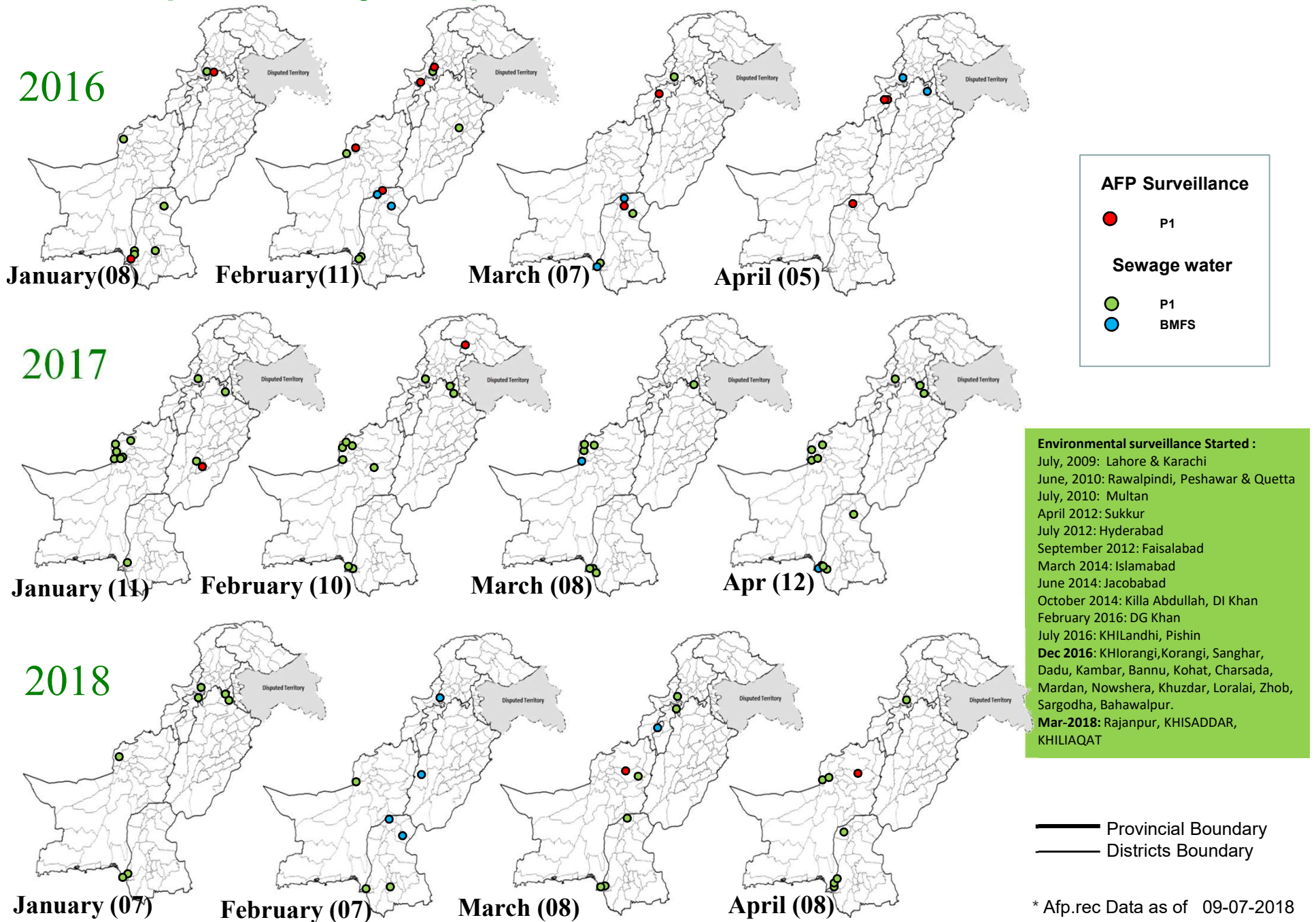
**Table 4: Distribution of AFP Cases By Week of Onset [^]
Pakistan- 2017-2018* [Week number / Ending on]**

PROVINCE	W 13 31 Mar 2018	W 14 7 Apr 2018	W 15 14 Apr 2018	W 16 21 Apr 2018	W 17 28 Apr 2018	W 18 05 May 2018	W 19 12 May 2018	W 20 19 May 2018	W 21 26 May 2018	W 22 01 Jun 2018	W 23 08 Jun 2018	W 24 15 Jun 2018	W 25 22 Jun 2018	W 26 30 Jun 2018	W 26 07 Jul 2018
PUNJAB	96	106	100	113	97	126	131	101	103	97	89	79	79	40	1
SINDH	45	48	53	40	37	46	39	31	34	39	21	22	23	6	1
FATA	14	20	19	13	8	23	13	7	6	1	6	6	10	7	0
BALUCHISTAN	15	13	16	10	15	8	9	7	9	9	10	4	5	3	0
AJK	5	11	2	7	2	7	5	3	1	4	3	5	2	0	0
GILGIT BILTISTAN	4	2	6	2	2	2	3	3	2	2	0	0	2	1	0
ISLAMABAD	2	1	0	1	2	2	1	0	0	2	1	0	2	1	0
KPAKHTUNKHWA	44	59	54	30	40	52	56	37	38	37	33	28	28	13	0
PAKISTAN	225	260	250	216	203	266	257	189	193	191	163	144	151	71	2

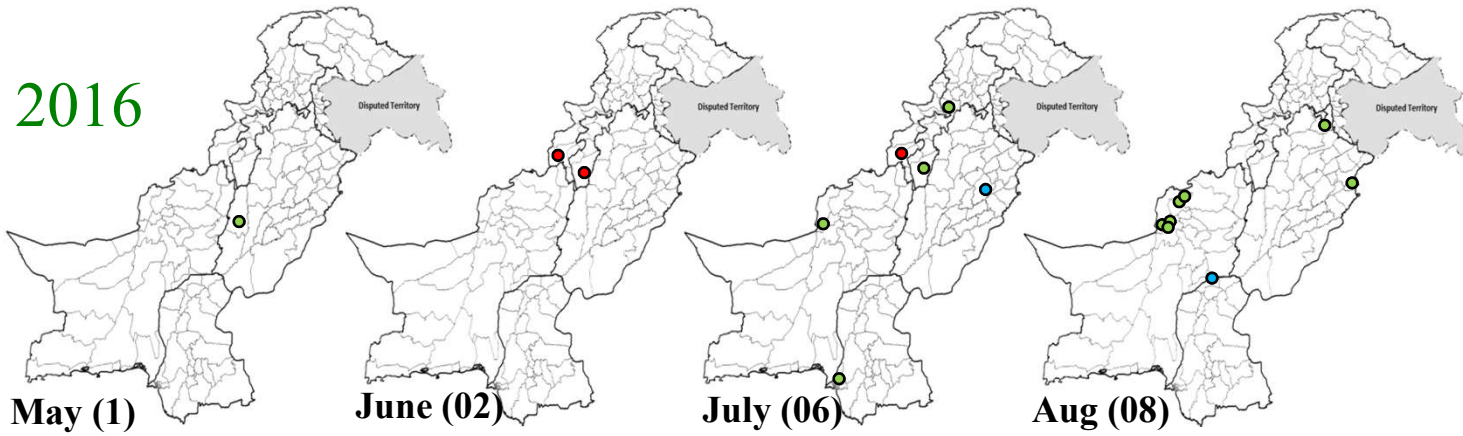
* Afp.rec & Afplab.rec: Data as of 09-07-2018

[^] MMWR Epidemiological Weeks

Map 4: Monthly Comparison of Polio Cases/Isolates 2016-2018*



Map 4.1: Monthly Comparison of Polio Cases/Isolates 2016-2018*

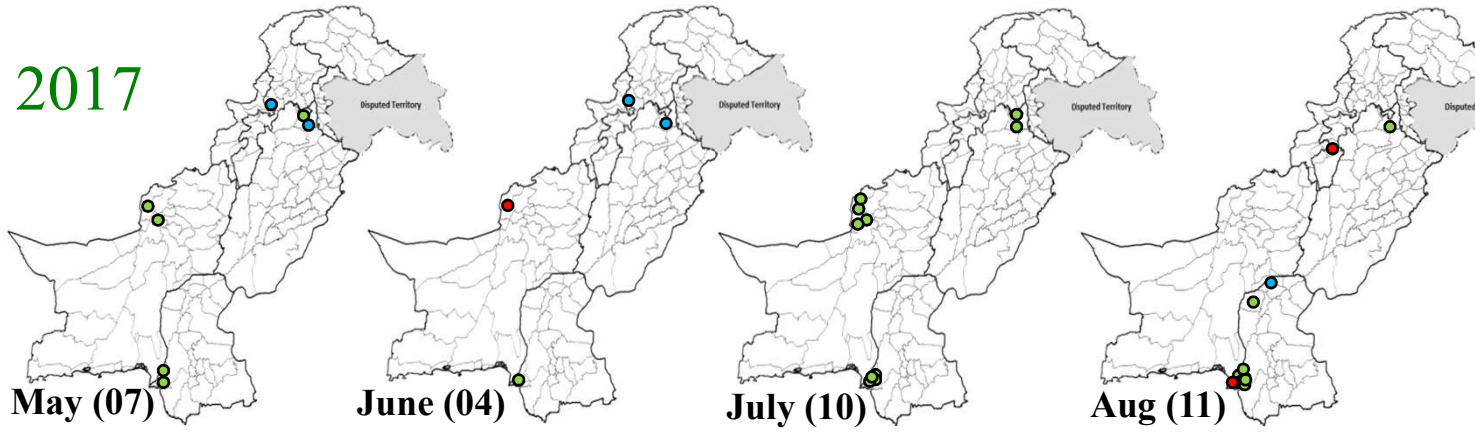


AFP Surveillance

- P1

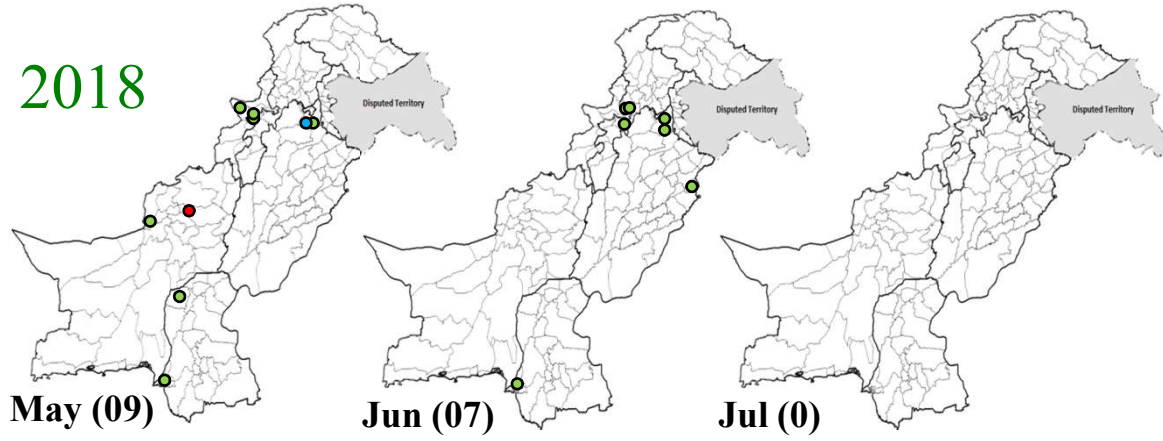
Sewage water

- P1
- BMFS



Environmental surveillance Started :

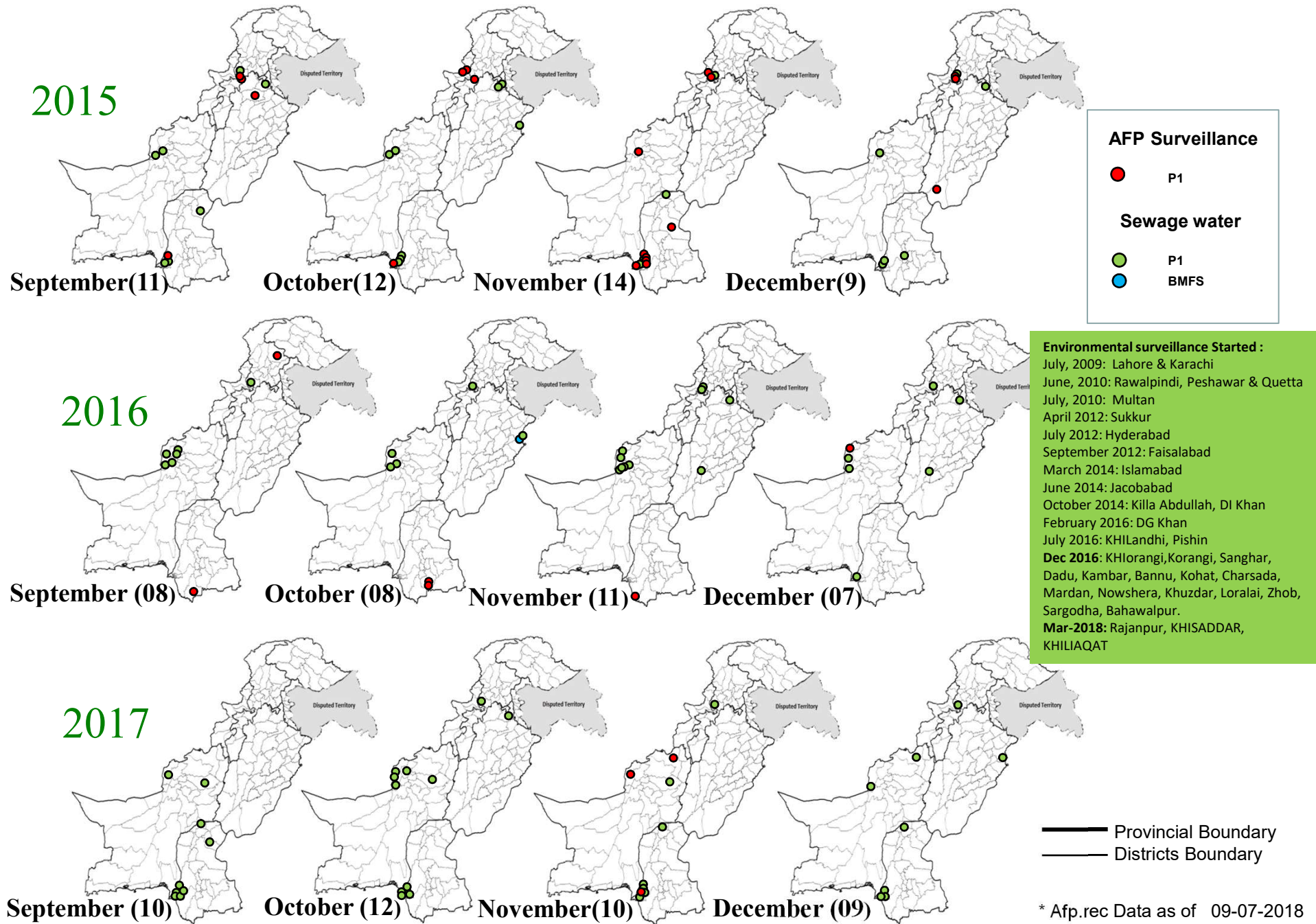
- July, 2009: Lahore & Karachi
- June, 2010: Rawalpindi, Peshawar & Quetta
- July, 2010: Multan
- April 2012: Sukkur
- July 2012: Hyderabad
- September 2012: Faisalabad
- March 2014: Islamabad
- June 2014: Jacobabad
- October 2014: Killa Abdullah, DI Khan
- February 2016: DG Khan
- July 2016: KHILandhi, Pishin
- Dec 2016:** KHlorangi, Korangi, Sanghar, Dadu, Kambar, Bannu, Kohat, Charsada, Mardan, Nowshera, Khuzdar, Loralai, Zhob, Sargodha, Bahawalpur.
- Mar-2018:** Rajanpur, KHISADDAR, KHILIAQAT



— Provincial Boundary
 — Districts Boundary

* Afp.rec Data as of 09-07-2018

Map 4.2: Monthly Comparison of Polio Cases/Isolates 2015-2017*



* Afp.rec Data as of 09-07-2018

Table 5: Polio Eradication Update, Pakistan 2015-2018*

Province/Region	Polio 1			
	2015	2016	2017	2018
FATA	16	02	-	-
KP	17	08	01	-
SINDH	12	08	02	-
PUNJAB	02	-	01	-
BALUCHISTAN	07	02	03	03
AJK	-	-	-	-
Gilgit-Baltistan	-	-	01	-
ISLAMABAD	-	-	-	-
PAKISTAN	54	20	08	03

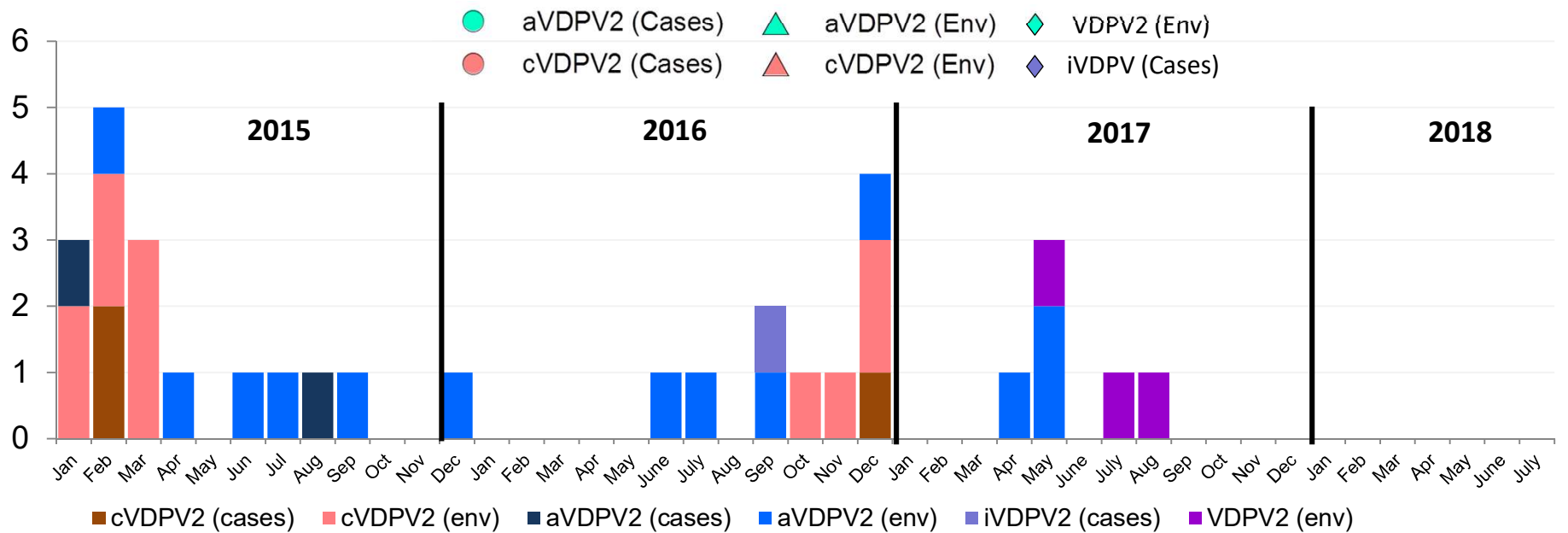
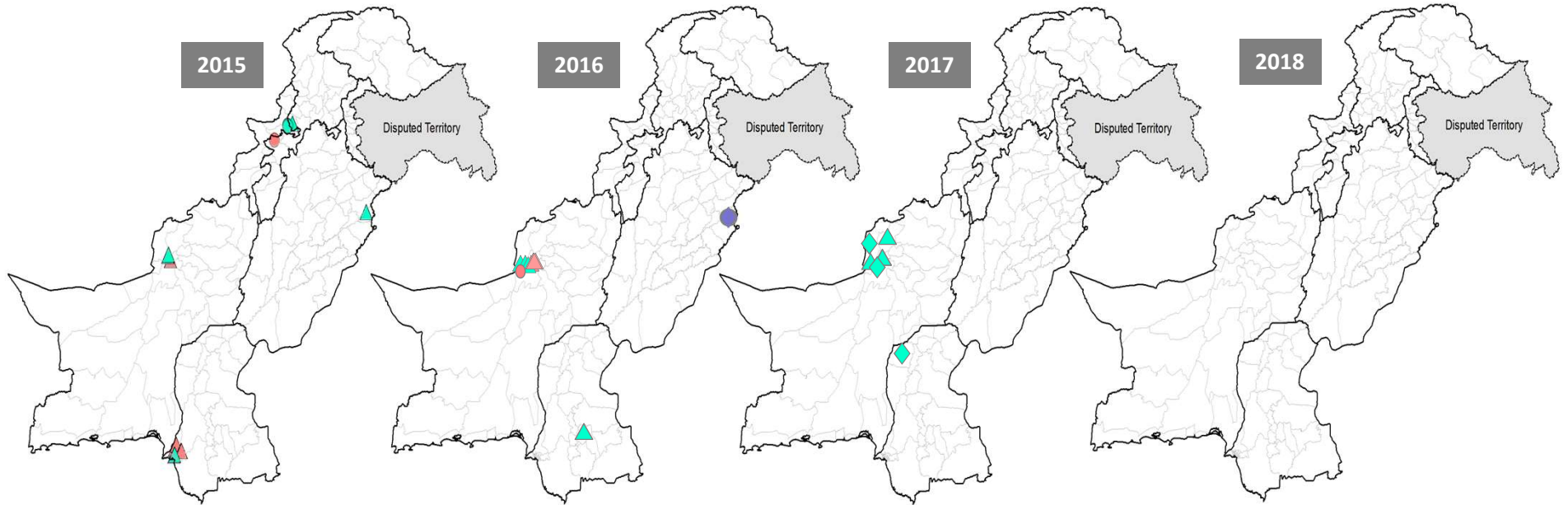


* Afp.rec Data as of 09-07-2018

VDPV2 isolates, 2014 to 2018*

DISTRICT	2014				2015				2016					2017					2018			
	aVDPV-2		cVDPV-2		aVDPV-2		cVDPV-2		aVDPV-2		iVDPV-2		cVDPV-2		VDPV2		aVDPV-2		cVDPV-2			
	Cases	Env	Cases	Env	Cases	Env	Cases	Env	Cases	Env	Cases	Env	Cases	Env	Cases	Env	Env	Cases	Env	Cases	Env	
JAFARABAD																						
MASTUNG																						
PISHIN															1							
QUETTA					2		1			3			1	4			2					1
KABDULAH																						1
BALOCHISTAN					2		1			3			1	4			3					2
FR BANNU				8																		
KHYBER	1		2		1		1															
MOHMAND																						
WAZIR-N	2		7																			
WAZIR-S	1																					
FATA	4		17		1		1															
BANNU			1																			
HANGU							1															
LAKKIMRWT			1																			
PESHAWAR			1				1															
KPAKHTUNKHWA			3		1		1															
LAHORE	1				1					1												
PUNJAB	1				1					1												
KAMBAR																						1
KHIGADAP		2	1	7				6														
KHIGIQBAL		1					2															
KHIGULBERG					1																	
HYDERABAD										1												
SINDH	3	1	7		1	2	6			1												1
PAKISTAN	5	3	21	7	2	6	2	7		4	1		1	4			3					3

VDPV isolates (Cases + ES), 2015 – 2018*



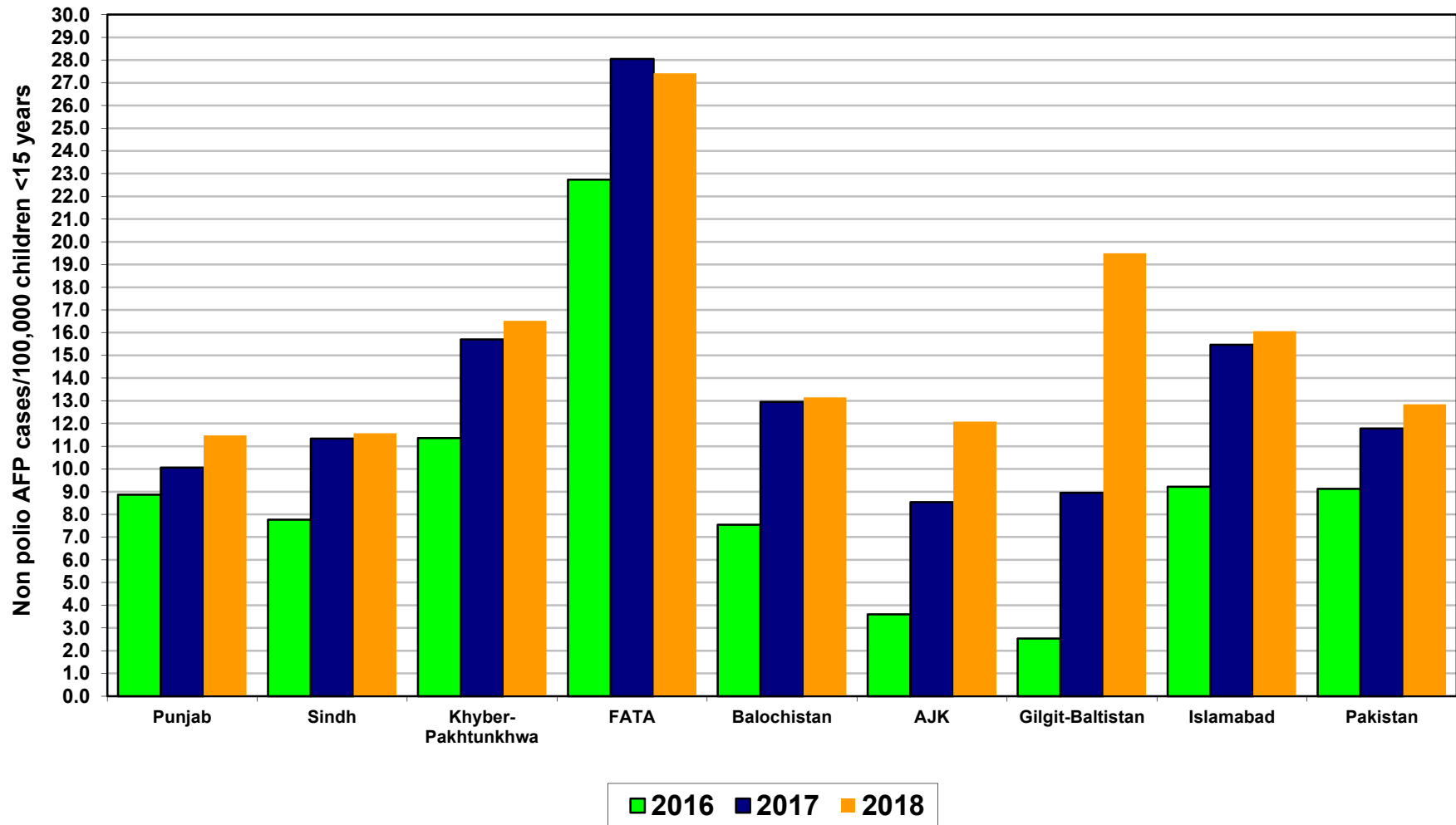
* Afp.rec Data as of 09-07-2018

Table 6: Vaccination status of non polio AFP cases age 6-59 months 2016-2018*

REGION	0 dose			1-2 doses			3 doses			4-6 doses			7+ doses		
	16	17	18	16	17	18	16	17	18	16	17	18	16	17	18
Central Punjab	0%	0%	0%	0%	0%	0%	1%	1%	2%	3%	3%	1%	97%	96%	97%
North Punjab	0%	0%	0%	0%	0%	0%	0%	1%	1%	2%	2%	1%	98%	97%	97%
South Punjab	0%	0%	0%	0%	0%	0%	0%	0%	0%	2%	2%	1%	98%	98%	98%
PUNJAB	0%	0%	0%	0%	0%	0%	0%	1%	1%	2%	2%	1%	97%	97%	97%
Karachi	0%	1%	0%	1%	1%	1%	1%	1%	2%	5%	7%	5%	93%	91%	93%
North Sindh	0%	0%	0%	0%	0%	0%	0%	0%	0%	5%	3%	3%	94%	97%	97%
South Sindh	0%	0%	0%	1%	0%	0%	1%	1%	0%	6%	4%	1%	92%	95%	98%
SINDH	0%	0%	0%	1%	0%	0%	1%	0%	1%	5%	4%	3%	93%	95%	96%
Central Khyber Pakhtunkhwa	0%	0%	0%	0%	1%	0%	0%	0%	0%	1%	1%	1%	99%	98%	98%
North Khyber Pakhtunkhwa	1%	0%	0%	1%	1%	0%	0%	1%	0%	2%	3%	2%	96%	94%	98%
South Khyber Pakhtunkhwa	0%	0%	1%	1%	2%	0%	1%	2%	1%	1%	4%	3%	96%	92%	95%
Khyber Pakhtunkhwa	0%	0%	0%	1%	1%	0%	0%	1%	0%	1%	3%	2%	97%	95%	97%
FATA	0%	0%	0%	2%	0%	1%	1%	1%	1%	10%	8%	8%	88%	91%	89%
Rest of Balochistan	7%	3%	0%	7%	9%	4%	2%	4%	0%	23%	13%	16%	62%	71%	80%
North Balochistan	0%	4%	0%	3%	6%	3%	3%	2%	0%	10%	10%	6%	83%	78%	91%
Quetta Block	1%	0%	3%	1%	1%	0%	4%	0%	0%	10%	7%	0%	83%	92%	97%
BALUCHISTAN	2%	2%	1%	3%	4%	2%	3%	3%	0%	13%	10%	8%	80%	82%	89%
PAKISTAN	0%	0%	0%	1%	1%	0%	1%	1%	1%	4%	4%	2%	95%	95%	97%

* Afp.rec Data as of 09-07-2018

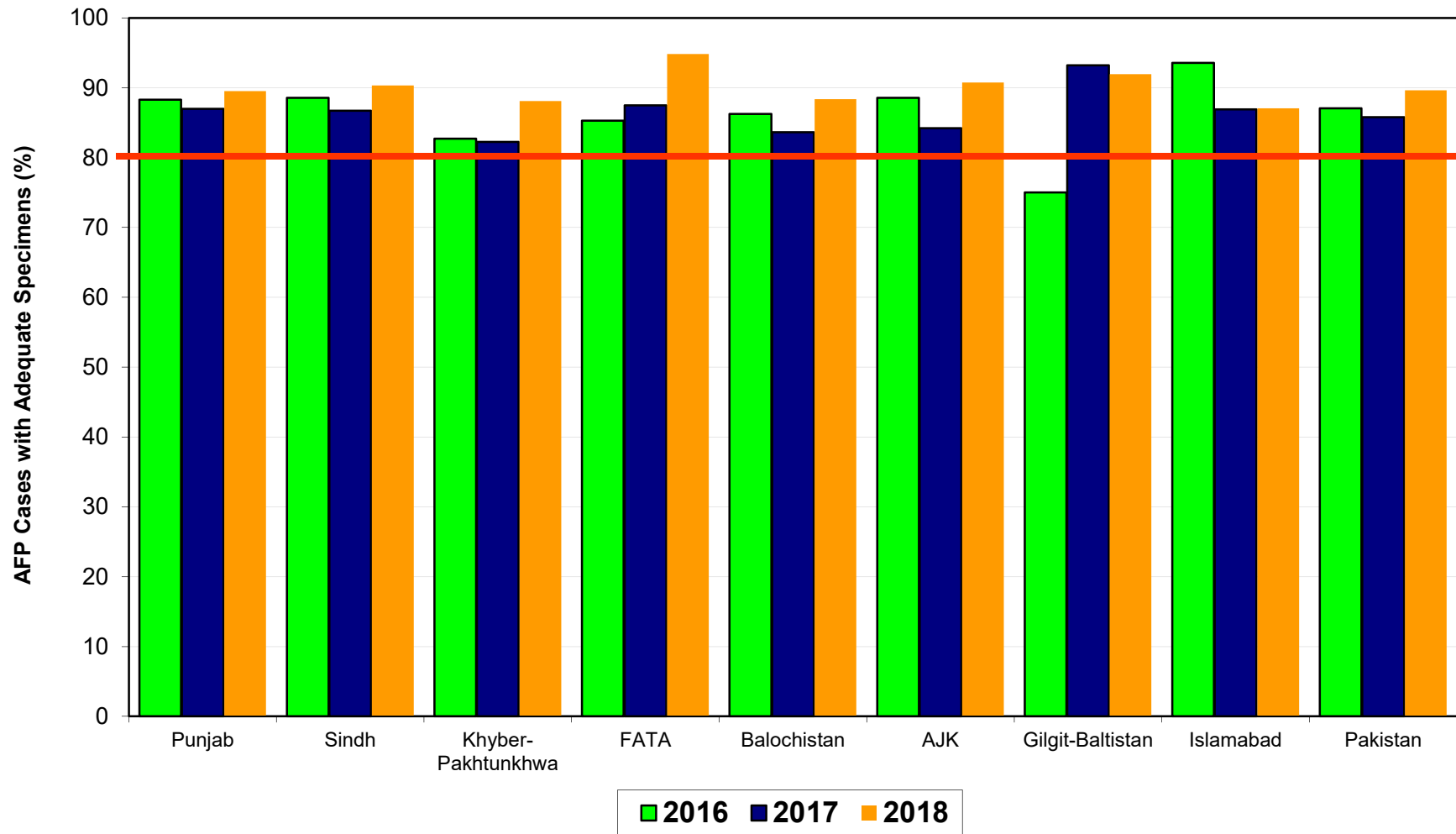
Non Polio AFP Rate By Province/Regions, 2016-2018*



Minimum Target Non-Polio AFP Rate for Tier-1 and Tier-2 districts is 6/100000 < 15 years of the age
 Minimum Target Non-Polio AFP Rate for Tier-3 and Tier-4 districts is 3/100000 < 15 years of the age

* Afp.rec Data as of 09-07-2018

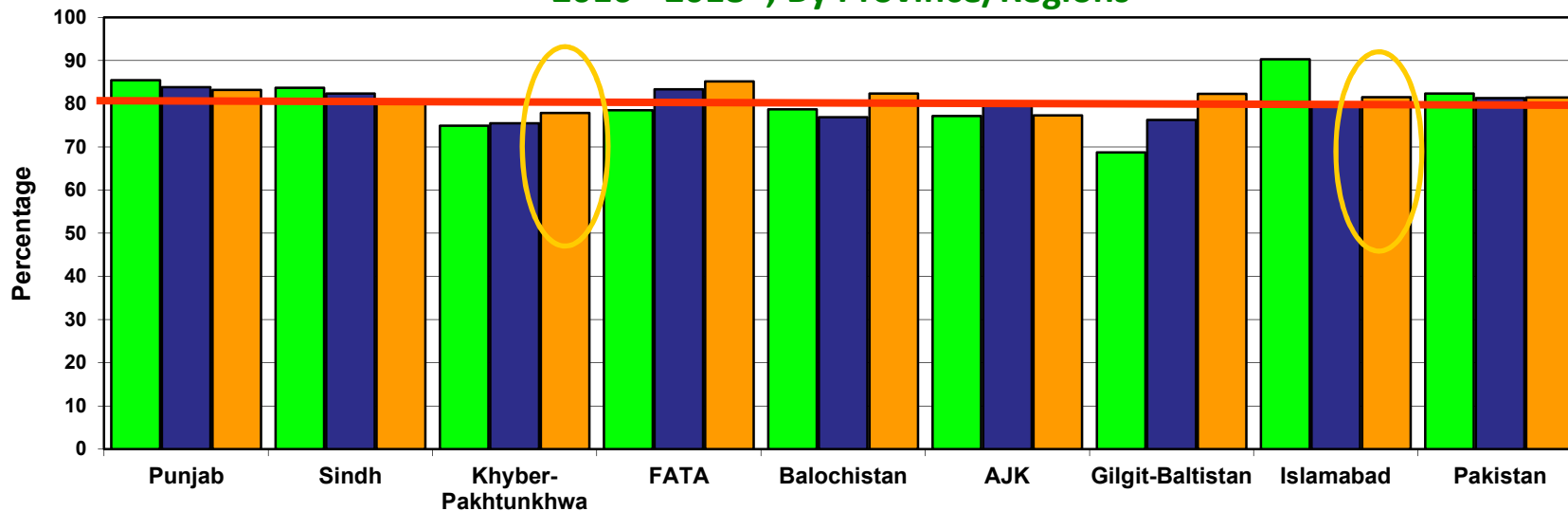
Percent AFP Cases with Adequate Specimens By Province/Regions, 2016-2018*



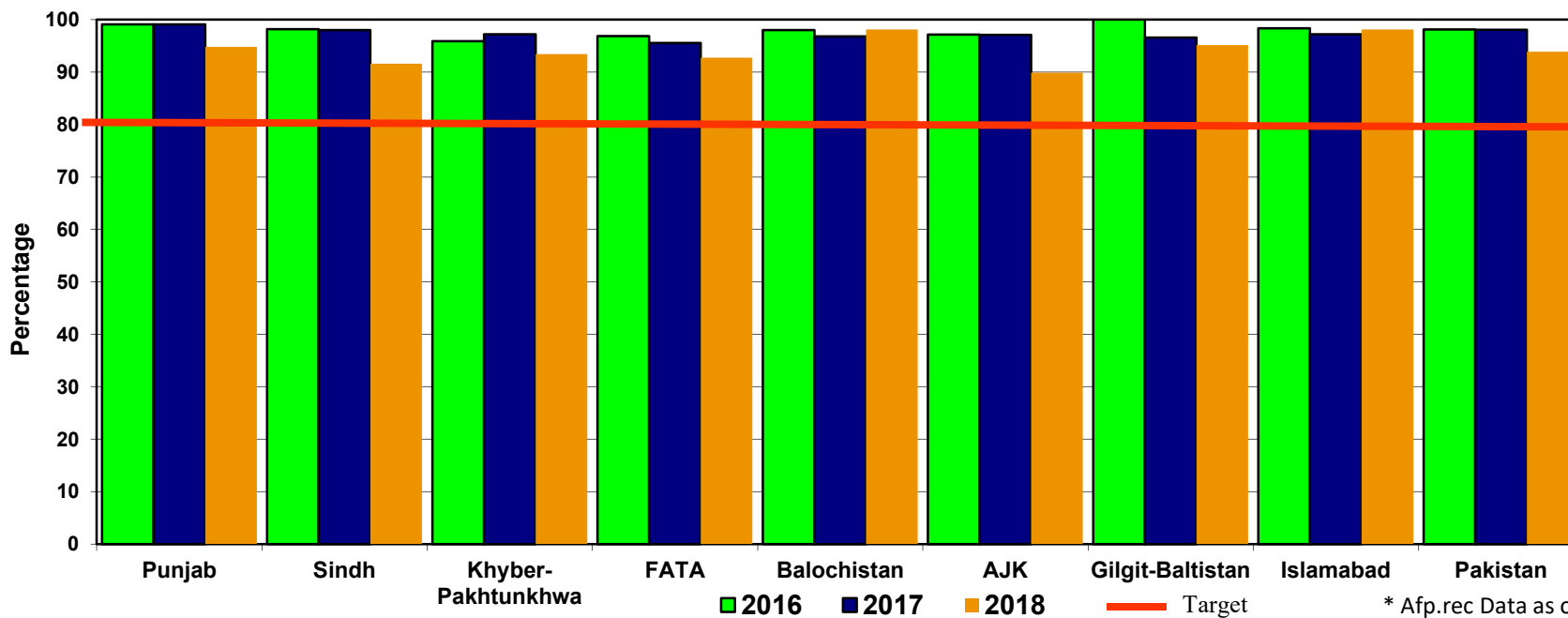
* Afp.rec Data as of 09-07-2018

— Target Adequate Sample cases = 80%

**Graph 5: Percent AFP Cases Notified within 07 days of paralysis onset
2016 - 2018*; By Province/Regions**

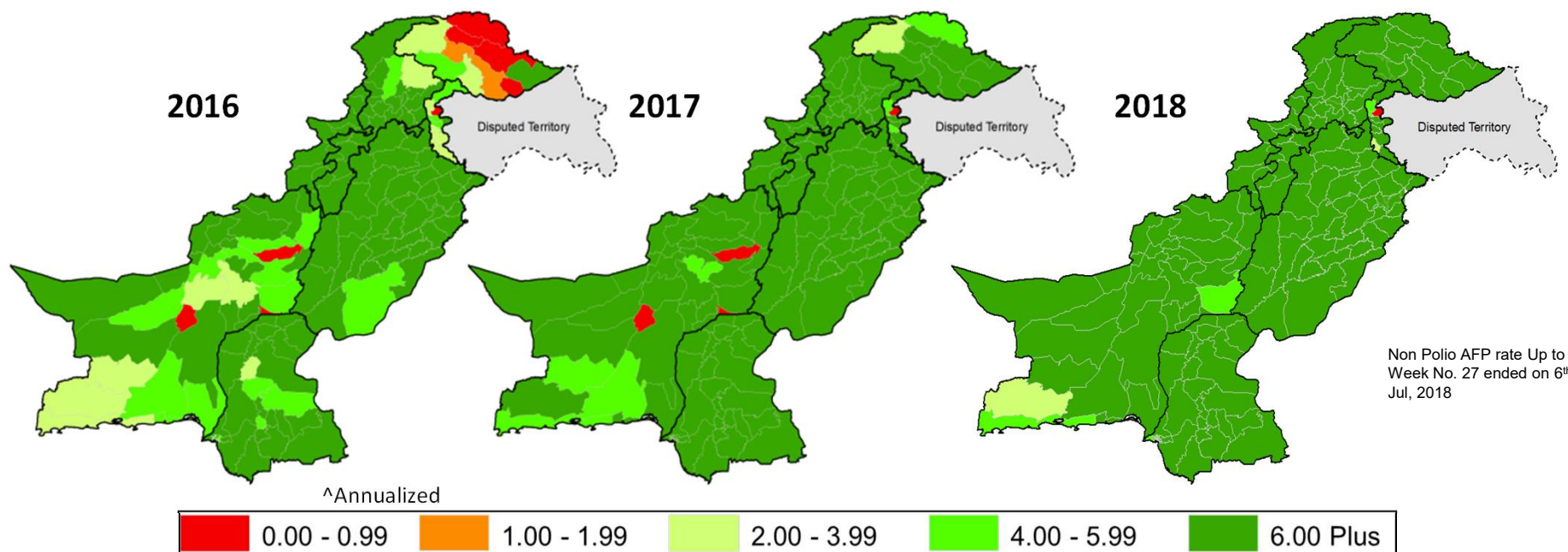


**Graph 6: Percent AFP Cases Investigated within 48 hours of notification
2016 ~ 2018*; By Province/Regions**

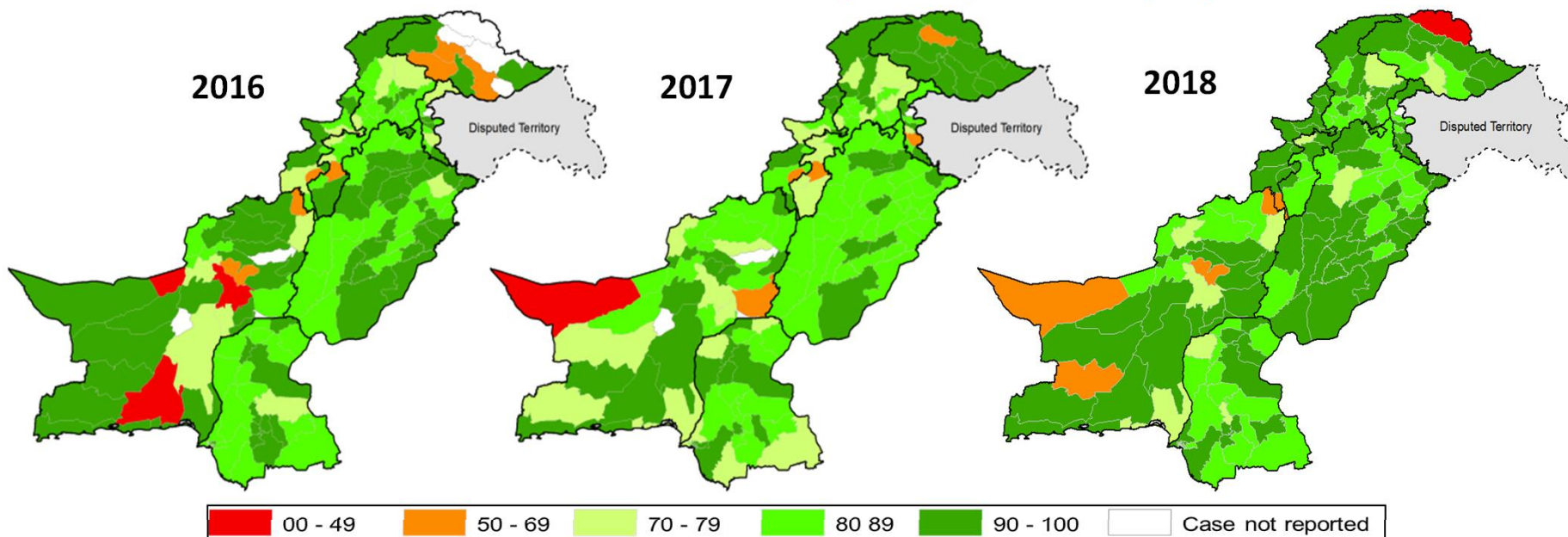


* Afp.rec Data as of 09-07-2018

Non-Polio ^ AFP Rate by District



Percent AFP Cases with Adequate Specimens, by District



**Table 7.3: AFP CASES PENDING FOR CLASSIFICATION
WITH DATE OF ONSET MORE THAN 90 DAYS* 2017**

S. No	DISTRICT	TEHSIL	EPID	SEX	AGE	DONSET	DOSE€	DSTOOL1	DSTOOL2	LAB	FEVER	ASYM	PROG	FUP	PEND (DAYS)
1	ICT	ICT	IB/02/17/065	M	46	04-11-17	7+	29-12-17	30-12-17	VACC	Y	N	Y	Y	247

* Afp.rec Data as of 09-07-2018

€ Based on recall of parents

60 days Follow-up not done

FUP = Residual Weakness at 60 days follow up.

**Table 7.4: AFP CASES PENDING FOR CLASSIFICATION
WITH DATE OF ONSET MORE THAN 90 DAYS* 2018 Page (1/3)**

S. No	DISTRICT	TEHSIL	EPID	SEX	AGE	DONSET	DOSESE	DSTOOL1	DSTOOL2	LAB	FEVER	ASVM	PROG	FUP	PEND (DAYS)
1	ABOTABAD	HAWALLIAN	KP/10/18/014	F	119	26-02-18	7+	13-03-18	14-03-18	NVI	Y	Y	Y	Y	133
2	BADIN	TANDO BAGO	SD/23/18/021	M	18	17-03-18	7+	31-03-18	01-04-18	NVI	Y	Y	Y	Y	114
3	BAGH	BAGH	AJ/50/18/004	F	66	10-02-18	7+	21-02-18	26-02-18	NVI	N	Y	UK	Y	149
4	BAGH	BAGH	AJ/50/18/012	F	144	02-04-18	7+	30-04-18	08-05-18	NVI	Y	Y	Y	Y	98
5	BAHAWALPUR	HASILPUR	PB/71/18/011	F	135	07-01-18	7+	25-01-18	26-01-18	NVI	Y	Y	Y	Y	183
6	BAHAWALPUR	YAZMAN	PB/71/18/025	M	30	19-02-18	7+	DIED BEFORE STOOL			Y	N	Y	DIED	140
7	BAHAWALPUR	BWP SADAR	PB/71/18/027	M	39	30-01-18	7+	DIED BEFORE STOOL			N	Y	Y	DIED	160
8	BAHAWALPUR	BWP CITY	PB/71/18/053	F	144	06-04-18	7+	29-04-18	01-05-18	NVI	N	N	Y	Y	94
9	BAHWLNAGAR	MINCHANABA	PB/73/18/001	M	36	05-01-18	7+	DIED BEFORE STOOL			N	N	Y	DIED	185
10	BAHWLNAGAR	MINCHANABA	PB/73/18/012	M	84	04-02-18	7+	DIED BEFORE STOOL			Y	Y	Y	DIED	155
11	BAHWLNAGAR	BAHAWALNAGAR	PB/73/18/025	M	14	05-02-18	7+	LATE NOTIFIED			Y	Y	Y	Y	154
12	BAHWLNAGAR	CHISHTIAN	PB/73/18/028	F	48	02-03-18	7+	12-04-18	14-04-18	NVI	Y	Y	Y	Y	129
13	BAHWLNAGAR	BAHAWALNAGAR	PB/73/18/033	F	150	10-02-18	7+	LATE NOTIFIED			N	N	Y	Y	149
14	BATAGRAM	BATTAGRAM	KP/11/18/013	F	84	15-01-18	7+	LATE NOTIFIED			Y	N	Y	Y	175
15	BUNER		KP/22/18/012	M	36	07-02-18	7+	06-04-18	07-04-18	NVI	UK	UK	UK	Y	152
16	CHAKWAL	CHAKWAL	PB/13/18/017	F	84	18-02-18	7+	04-03-18	09-03-18	NVI	Y	N	Y	Y	141
17	CHARSADA	CHARSADDA	KP/31/18/051	M	18	03-04-18	7+	18-04-18	19-04-18	NVI	Y	Y	Y	Y	97
18	CHARSADA	TANGI	KP/31/18/059	M	16	08-04-18	7+	25-04-18	26-04-18	NVI	Y	Y	UK	Y	92
19	DGKHAN	DG KHAN	PB/81/18/022	M	96	27-01-18	7+	18-02-18	20-02-18	NVI	Y	Y	Y	Y	163
20	DGKHAN	DG KHAN	PB/81/18/023	F	5	09-02-18	6	25-02-18	27-02-18	NVI	Y	Y	Y	Y	150
21	DGKHAN	TAUNSA	PB/81/18/028	F	23	20-02-18	7+	22-02-18	22-02-18	NVI	Y	Y	Y	Y	139
22	DGKHAN	DG KHAN	PB/81/18/029	M	13	22-01-18	7+	24-02-18	25-02-18	NVI	N	Y	Y	Y	168
23	DGKHAN	DG KHAN	PB/81/18/040	F	7	02-01-18	7+	02-03-18	04-03-18	NVI	N	N	Y	Y	188
24	DGKHAN	DG KHAN	PB/81/18/057	F	12	14-03-18	7+	31-03-18	01-04-18	NVI	N	N	Y	Y	117
25	DGKHAN	TAUNSA	PB/81/18/059	F	20	30-03-18	7+	01-04-18		NVI	Y	Y	Y	DIED	101
26	DGKHAN	DG KHAN	PB/81/18/101	F	8	15-03-18	7+	LATE NOTIFIED			N	Y	Y	Y	116
27	DGKHAN	DG KHAN	PB/81/18/110	F	32	02-03-18	7+	LATE NOTIFIED			Y	Y	Y	Y	129
28	DIKHAN	DERA ISMAIL KHAN	KP/60/18/030	F	158	06-04-18	7+	01-05-18	02-05-18	NVI	Y	N	Y	Y	94
29	FAISALABAD	JARANWALA	PB/51/18/099	F	110	10-03-18	7+	LATE NOTIFIED			Y	Y	Y	Y	121
30	GHOTKI	UBAURO	SD/42/18/012	F	60	02-02-18	7+	DIED BEFORE STOOL			Y	Y	Y	DIED	157
31	GHOTKI	KHAN GARH	SD/42/18/029	F	96	26-03-18	7+	DIED BEFORE STOOL			Y	N	UK	DIED	105
32	GUJRANWALA	WAZIRABAD TOWN	PB/21/18/025	F	17	17-01-18	7+	17-02-18	18-02-18	NVI	Y	N	Y	DIED	173
33	GUJRANWALA	Q.D SING TOWN	PB/21/18/030	M	107	08-02-18	7+	27-02-18	01-03-18	NVI	UK	UK	UK	Y	151
34	GUJRANWALA	N.VIRKAN TOWN	PB/21/18/044	F	3	09-01-18	3	LATE NOTIFIED			N	N	Y	Y	181
35	GUJRANWALA	N.VIRKAN TOWN	PB/21/18/048	M	135	13-03-18	7+	28-03-18	30-03-18	NVI	Y	Y	Y	Y	118
36	GUJRANWALA	AROOP TOWN	PB/21/18/059	F	57	01-04-18	7+	25-04-18	26-04-18	EV	N	Y	Y	Y	99
37	GUJRANWALA	KAMOKE TOWN	PB/21/18/082	M	4	08-02-18	4	18-05-18	26-05-18	NVI	Y	N	Y	Y	151
38	GUJRAT	KHARIAN	PB/23/18/021	F	108	07-02-18	3	DIED BEFORE STOOL			Y	N	Y	DIED	152
39	GUJRAT	KHARIAN	PB/23/18/038	F	58	11-03-18	7+	DIED BEFORE STOOL			N	N	Y	DIED	120
40	GUJRAT	GUJRAT	PB/23/18/058	F	108	15-03-18	7+	11-05-18	12-05-18	NVI	N	Y	Y	Y	116
41	HAFIZABAD	HAFIZABAD	PB/22/18/006	M	62	03-01-18	7+	31-01-18	01-02-18	VACC	N	N	Y	Y	187
42	HAFIZABAD	PINDI BHATTIAN	PB/22/18/002	F	83	01-01-18	3	LATE NOTIFIED			Y	Y	Y	Y	189

* Afp.rec Data as of 09-07-2018

€ Based on recall of parents

60 days Follow-up not done

FUP = Residual Weakness at 60 days follow up.

**Table 7.4: AFP CASES PENDING FOR CLASSIFICATION
WITH DATE OF ONSET MORE THAN 90 DAYS* 2018 Page (2/3)**

S. No	DISTRICT	TEHSIL	EPID	SEX	AGE	DONSET	DOSE€	DSTOOL1	DSTOOL2	LAB	FEVER	ASVM	PROG	FUP	PEND (DAYS)
43	HAFIZABAD	HAFIZABAD	PB/22/18/008	F	64	02-02-18	7+	19-02-18	01-04-18	NVI	Y	UK	Y	Y	157
44	HAFIZABAD	PINDI BHATTIAN	PB/22/18/017	F	34	15-03-18	7+	DIED BEFORE STOOL			N	UK	Y	DIED	116
45	HAVELI	HAVAILI	AJ/51/18/003	M	14	04-04-18	7+	09-04-18		NVI	Y	Y	Y	DIED	96
46	HUNZA	ALIABAD	GB/72/18/001	F	12	15-01-18	7+	04-03-18	05-03-18	NVI	UK	Y	UK		175
47	HYDERABAD	HYDERABAD RURAL	SD/21/18/025	M	59	22-03-18	7+	06-04-18	07-04-18	NVI	Y	Y	Y	Y	109
48	KABDULAH	CHAMAN	BN/14/18/005	F	12	07-02-18	7+	DIED BEFORE STOOL			Y	N	Y	DIED	152
49	KAMBAR	SIJAWAL	SD/55/18/030	M	20	04-04-18	7+	25-04-18	26-04-18	EV	Y	Y	Y		96
50	KASHMORE	KASHMORE	SD/54/18/015	F	80	31-03-18	7+	DIED BEFORE STOOL			Y	N	Y	DIED	100
51	KASUR	KASUR	PB/32/18/037	F	18	09-04-18	7+	08-05-18	09-05-18	NVI	Y	N	Y		91
52	KHAIRPUR	KINGRI	SD/43/18/039	F	24	31-03-18	7+	11-04-18		NVI	Y	Y	Y	DIED	100
53	KHIGADAP	GADAP	SD/63/18/014	M	21	06-01-18	7+	LATE NOTIFIED			Y	Y	UK	Y	184
54	KHIKORANGI	KORANGI	SD/68/18/009	M	36	16-02-18	7+	DIED BEFORE STOOL			Y	Y	Y	Y	143
55	KHIKORANGI	KORANGI	SD/68/18/014	M	120	02-04-18	7+	DIED BEFORE STOOL			Y	N	Y	DIED	98
56	KHINNAZIM	NNAZIM	SD/74/18/012	M	6	15-03-18	7+	12-04-18	13-04-18	VACC	Y	Y	Y	Y	116
57	KHYBER	BARA	FT/34/18/031	M	10	15-02-18	7+	14-03-18	15-03-18	NVI	Y	Y	Y	Y	144
58	KHYBER	JAMRUD	FT/34/18/032	F	15	10-02-18	7+	18-03-18	19-03-18	NVI	N	Y	Y	Y	149
59	KOHISTAN	DASSU	KP/13/18/006	M	164	25-02-18	7+	21-03-18	22-03-18	NVI	Y	N	N	Y	134
60	KURRAM	LOWER KURRAM	FT/52/18/008	F	12	18-02-18	6	27-03-18	28-03-18	VACC	N	N	Y	Y	141
61	LAHORE	NISHTER TOWN	PB/31/18/191	M	108	03-04-18	7+	LATE NOTIFIED			N	Y	Y	Y	97
62	LAKKIMRWT	SERAI NAURANG	KP/62/18/019	M	10	20-02-18	7+	25-03-18	26-03-18	EV	Y	Y	Y	Y	139
63	LAKKIMRWT	LAKKI MARWAT	KP/62/18/042	F	12	07-04-18	7+	23-05-18	24-05-18	NVI	Y	Y	Y	Y	93
64	LAKKIMRWT	LAKKI MARWAT	KP/62/18/035	M	20	28-02-18	7+	LATE NOTIFIED			Y	Y	Y	Y	131
65	LAKKIMRWT	LAKKI MARWAT	KP/62/18/052	M	21	23-03-18	7+	LATE NOTIFIED			UK	Y	Y	Y	108
66	LARKANA	LARKANA	SD/51/18/024	M	48	08-03-18	7+	28-03-18	30-03-18	EV	Y	Y	Y		123
67	LARKANA	DOKRI	SD/51/18/034	M	60	18-03-18	7+	08-05-18	09-05-18	NVI	N	Y	Y		113
68	LAYYAH	KAROR LAL ESAN	PB/84/18/012	M	24	24-02-18	7+	12-03-18	13-03-18	NVI	Y	N	Y	Y	135
69	LODHRAN	LODHRAN	PB/64/18/009	F	35	07-01-18	7+	03-02-18	04-02-18	NVI	Y	Y	Y	Y	183
70	MARDAN	MARDAN	KP/40/18/036	M	6	04-02-18	7+	08-03-18	09-03-18	VACC	N	Y	Y	Y	155
71	MARDAN	TAKHT BAH	KP/40/18/067	M	37	07-03-18	7+	24-04-18	25-04-18	EV	Y	N	Y	Y	124
72	MBDIN	M.B DIN	PB/24/18/019	F	19	04-02-18	7+	15-03-18	17-03-18	NVI	UK	N	Y	DIED	155
73	MBDIN	PHALIA	PB/24/18/024	M	19	10-03-18	7+	29-03-18	30-03-18	NVI	Y	Y	Y	Y	121
74	MIANWALI	EISAKHAIL	PB/43/18/026	M	24	02-04-18	3	20-04-18	21-04-18	NVI	Y	Y	Y		98
75	MIRPURKHAS	KOT GHULAM MOHD.	SD/31/18/006	M	84	06-02-18	7+	LATE NOTIFIED			Y	N	Y		153
76	MULTAN	MULTAN RURAL	PB/61/18/027	F	12	17-02-18	7+	15-03-18	16-03-18	NVI	Y	Y	Y	Y	142
77	MULTAN	MULTAN URBAN	PB/61/18/035	F	145	24-03-18	7+	08-04-18	09-04-18	NVI	N	Y	Y	Y	107
78	MULTAN	MULTAN URBAN	PB/61/18/054	F	64	03-04-18	7+	06-05-18	07-05-18	EV	N	N	Y	Y	97
79	MULTAN	MULTAN URBAN	PB/61/18/029	M	88	10-01-18	7+	LATE NOTIFIED			Y	Y	Y	Y	180
80	MUZFARGARH	ALIPUR	PB/83/18/056	M	7	01-03-18	7+	17-03-18	18-03-18	NVI	Y	Y	Y	Y	130
81	MUZFARGARH	KOT ADU	PB/83/18/068	F	72	01-04-18	7+	LATE NOTIFIED			Y	N	Y		99
82	MUZFARGARH	JATOI	PB/83/18/087	M	30	22-03-18	7+	21-04-18	22-04-18	NVI	Y	Y	Y	Y	109
83	MUZFARGARH	ALIPUR	PB/83/18/076	F	18	15-03-18	7+	20-04-18	22-04-18	NVI	Y	Y	Y	Y	116
84	NAROWAL	SHAKARGARH	PB/26/18/027	F	48	11-02-18	7+	22-03-18	23-03-18	NVI	Y	Y	Y	Y	148

* Afp.rec Data as of 09-07-2018

€ Based on recall of parents

60 days Follow-up not done

FUP = Residual Weakness at 60 days follow up.

**Table 7.4: AFP CASES PENDING FOR CLASSIFICATION
WITH DATE OF ONSET MORE THAN 90 DAYS* 2018 Page (3/3)**

S. No	DISTRICT	TEHSIL	EPID	SEX	AGE	DONSET	DOSESE€	DSTOOL1	DSTOOL2	LAB	FEVER	ASVM	PROG	FUP	PEND (DAYS)
85	NFEROZ	MORO	SD/45/18/005	M	84	02-01-18	7+	17-01-18	18-01-18	EV	Y	N	Y		188
86	NFEROZ	BHIRIA	SD/45/18/012	M	48	21-03-18	7+	27-03-18		NVI	UK	UK	UK		110
87	OKARA	DEPALPUR	PB/34/18/029	M	18	12-01-18	7+	LATE NOTIFIED			N	Y	Y	Y	178
88	PESHAWAR	PESHAWAR	KP/30/18/064	M	36	06-02-18	7+	18-03-18	19-03-18	VACC	Y	Y	Y	Y	153
89	PESHAWAR	PESHAWAR	KP/30/18/113	M	16	03-04-18	7+	12-05-18	13-05-18	EV	N	Y	Y	Y	97
90	POONCH	ABBASPUR	AJ/40/18/007	M	24	20-01-18	7+	07-02-18	08-02-18	NVI	Y	Y	Y	Y	170
91	POONCH	HAJIRA	AJ/40/18/023	M	3	17-01-18	5	LATE NOTIFIED			N	Y	Y	Y	173
92	RAJANPUR	RAJAN PUR	PB/82/18/006	M	48	23-01-18	7+	DIED BEFORE STOOL			N	N	Y	DIED	167
93	RAJANPUR	RAJAN PUR	PB/82/18/011	M	33	05-02-18	7+	08-02-18	08-02-18	NVI	Y	Y	Y	Y	154
94	RAJANPUR	ROJHAN	PB/82/18/010	M	115	29-01-18	7+	13-02-18	14-02-18	NVI	Y	Y	Y	Y	161
95	RAJANPUR	RAJAN PUR	PB/82/18/014	F	108	12-01-18	7+	16-02-18	17-02-18	EV	Y	N	N	Y	178
96	RAJANPUR	JAM PUR	PB/82/18/015	M	72	17-02-18	7+	20-02-18		NVI	Y	N	Y	DIED	142
97	RAJANPUR	RAJAN PUR	PB/82/18/016	F	25	04-02-18	7+	20-02-18	21-02-18	VACC	Y	Y	Y	Y	155
98	RAJANPUR	JAM PUR	PB/82/18/021	M	7	10-02-18	7+	27-02-18	28-02-18	VACC	Y	Y	Y	Y	149
99	RAJANPUR	RAJAN PUR	PB/82/18/025	F	60	05-02-18	7+	09-03-18	10-03-18	NVI	N	N	Y	Y	154
100	RYKHAN	RAHIMYAR KHAN	PB/72/18/034	F	30	02-02-18	7+	20-02-18	22-02-18	NVI	Y	Y	Y	Y	157
101	RYKHAN	SADIQABAD	PB/72/18/040	M	120	10-02-18	7+	01-03-18	04-03-18	NVI	Y	N	Y	Y	149
102	RYKHAN	KHANPUR	PB/72/18/060	M	72	07-01-18	7+	10-03-18	11-03-18	NVI	N	Y	Y	Y	183
103	RYKHAN	LIAQUAITPUR	PB/72/18/078	F	23	24-03-18	7+	DIED BEFORE STOOL			Y	N	Y	DIED	107
104	RYKHAN	SADIQABAD	PB/72/18/082	M	96	21-03-18	7+	DIED BEFORE STOOL			Y	N	Y	DIED	110
105	RYKHAN	RAHIMYAR KHAN	PB/72/18/098	M	27	13-03-18	7+	20-04-18	21-04-18	NVI	N	Y	Y	Y	118
106	SARGODHA	SILANWALI	PB/41/18/025	M	24	08-02-18	7+	27-03-18	28-03-18	NVI	Y	Y	Y	Y	151
107	SARGODHA	SARGODHA	PB/41/18/029	F	24	22-03-18	7+	11-04-18	12-04-18	EV	N	N	Y	Y	109
108	SHEIKHUPURA	FEROZEWALA	PB/33/18/028	F	34	31-01-18	7+	24-02-18	25-02-18	NVI	N	N	Y	Y	159
109	SHIKARPUR	LAKHI	SD/52/18/024	M	96	12-03-18	7+	06-05-18	07-05-18	NVI	N	Y	Y		119
110	SIALKOT	SAMBRIAL	PB/25/18/019	M	22	05-01-18	7+	09-02-18	11-02-18	NVI	Y	Y	Y	Y	185
111	SIALKOT	SIALKOT	PB/25/18/028	M	2	07-01-18	4	28-02-18	02-03-18	VACC	N	Y	Y	Y	183
112	SIALKOT	SIALKOT	PB/25/18/031	M	5	05-03-18	7+	22-03-18	23-03-18	NVI	Y	Y	Y	Y	126
113	SOHBATPUR	SOHBAT PUR	BN/66/18/004	M	48	16-03-18	7+	25-04-18	26-04-18	NVI	Y	Y	Y	Y	115
114	SUJAWAL	JATI	SD/79/18/042	F	72	21-02-18	7+	19-04-18	20-04-18	EV	Y	Y	Y		138
115	SUKKUR	PANO AKIL	SD/41/18/015	M	27	16-03-18	7+				Y	N	Y		115
116	SWABI	SWABI	KP/41/18/030	M	18	26-02-18	7+	13-03-18	15-03-18	VACC	N	Y	Y		133
117	SWABI	RAZAR	KP/41/18/045	M	66	03-04-18	7+	17-04-18	18-04-18	NVI	Y	Y	Y		97
118	SWAT	CHARBAGH	KP/24/18/034	M	11	04-04-18	7+	20-04-18	21-04-18	VACC	Y	Y	Y	Y	96
119	THARPARKAR	NANGARPARKAR	SD/33/18/005	F	16	02-01-18	7+	31-01-18	01-02-18	NVI	N	Y	UK	Y	188
120	THATTA	THATTA	SD/22/18/010	M	86	15-02-18	7+	26-02-18	02-03-18	NVI	Y	N	UK	Y	144
121	VEHARI	VEHARI	PB/63/18/016	M	72	17-02-18	7+	03-03-18	07-03-18	NVI	N	N	Y	Y	142
122	VEHARI	BUREWALA	PB/63/18/019	M	48	10-02-18	7+	17-03-18	19-03-18	NVI	Y	Y	Y	Y	149
123	VEHARI	BUREWALA	PB/63/18/029	M	37	22-03-18	7+	13-04-18	14-04-18	NVI	Y	N	Y	Y	109
124	VEHARI	MAILSI	PB/63/18/048	M	16	18-03-18	7+	LATE NOTIFIED			Y	Y	Y	Y	113
125	WAZIR-N	MIR ALI	FT/64/18/019	F	12	13-02-18	7+	DIED BEFORE STOOL			Y	N	Y	DIED	146
126	WAZIR-N	MIRAN SHAH	FT/64/18/028	M	10	08-04-18	7+	LATE NOTIFIED			Y	Y	Y	Y	92
127	WAZIR-S	LADHA	FT/65/18/009	F	54	16-03-18	7+	16-04-18	17-04-18	NVI	N	N	Y		115

* Afp.rec Data as of 09-07-2018

€ Based on recall of parents

60 days Follow-up not done

FUP = Residual Weakness at 60 days follow up.