



**World Health
Organization**

Weekly AFP Surveillance Update Pakistan

Week 26 (*Ended on 30th Jun, 2018*)

National Surveillance Cell

World Health Organization Country Office,
Chak Shahzad, Park Road,
Islamabad, Pakistan

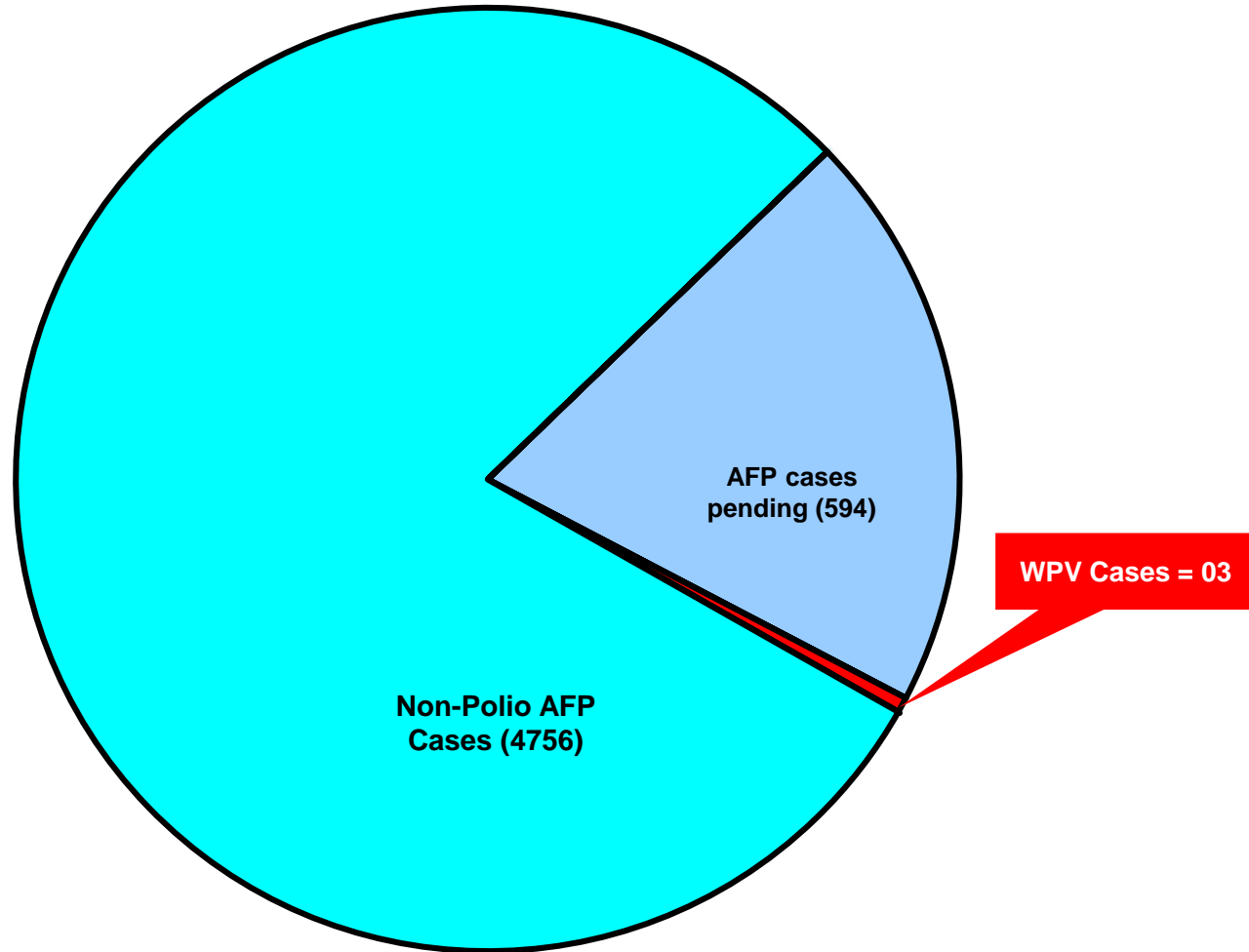
Tel: +92-51 9255123 / 9255282 /9255184

AFP Surveillance



<http://www.emro.who.int/pak/information-resources>

AFP Case Profile, 2018*



Total AFP Cases Reported = 5353

^ 273 Inadequate cases not due for FUP

^ 321 AFP Cases pending in Lab

^127 AFP Cases pending for classification by ERC

2017-^ 01 AFP Cases pending for classification by ERC

* Afp.rec Data as of 02-07-2018

Table 1.1: List of Confirmed Polio Cases, Pakistan 2018* (1/1)

S.NO.	PROVINCE/ REGION	DISTRICT	TEHSIL	EPID NO.	SEX	AGE (m)	DATE ONSET OF PARALYSIS	NO. OPV DOSES (based on parents recall)		FEVER	Asymmetric Paralysis	Rapid Progression	REFUSAL	WPV TYPE	GENETICS
								Routine	SIA's						Cluster
01	BALUCHISTAN	DUKI	DUKI	BN/65/18/003	M	38	08-Mar-18	0	7+	Y	Y	Y	N	NSL1	R4B5C4
02	BALUCHISTAN	DUKI	DUKI	BN/65/18/005	F	18	15-Apr-18	0	7	Y	Y	Y	N	NSL1	R4B5C4D
03	BALUCHISTAN	DUKI	DUKI	BN/65/18/007	M	18	18-May-18	0	3	Y	Y	Y	N	NSL1	R4B5C4D

* Afp.rec Data as of 02-07-2018

Table 3: Urgent/ITD Pending Cases (1/1)

Basic information										OPV doses				Urgent		Prov	Lab update			Remarks	
S.#	District	Tier	Tehsil	Union council	Epid number	Date of Onset	Age (M)	Sex	Date of 1st stool	Stool Adeq	RI	SIA1s	Last 6 SIA1s	Last dose	Field	NSC ‡	Diagnosis	Lab No.	Days Inoc		Culture update
Reported urgent (by field / NSC ‡ criteria)																					
1	KSAIFULAH *	2	KSAIFULLAH	KSFTOWN	BN/25/18/011	18-Jun-18	4	F	21-Jun-18	Y	1	3	3	09-May-18	N	Y	UNNOTICED TRAUMA / ACUTE RESP	7150	5	UP	
2	ZIARAT	4	SINJAVI	REGORA	BN/32/18/005	12-Jun-18	11	M	19-Jun-18	Y	2	7+	6	07-May-18	Y	Y	POLYOMYELITIS / GBS	6952	5	UP	
3	PESHAWAR *	1	PESHAWAR	BADABER	KP/30/18/144	17-Jun-18	12	F	24-Jun-18	Y	0	1	1	22-Mar-18	N	Y	GBS	7162	5	UP	REFUSAL
4	SHANGLA *	4	ALPURI	KOZKANA	KP/26/18/030	11-Jun-18	7	F	14-Jun-18	Y	2	3	3	11-Apr-18	N	Y	TRAUMATIC NEURMS	6924	11	UP	
5	GHOTKI *	2	DAHARKI	KEENJHAR	SD/42/18/046	15-Jun-18	7	F	25-Jun-18	Y	0	5	5	08-May-18	N	Y	UNNOTICED TRAUMA	7228	5	UP	

* New addition § New results #Data not available ‡ NSC Criteria = Fever, Rapid Progress, Age < 48 months and OPV Doses < 7 UP = Under process
 Urgent (Field/NSC) / Inadequate specimens / Age 12-35 months / Zero OPV dose † Pending for genomic sequencing

Point in time comparison of Polio Cases by Province/Region 2017 - 2018*

Region/ Province	No. of polio cases		No. of infected districts/towns		Most recent polio case
	2017	2018	2017	2018	
Balochistan	1	3	1	1	18-May-18
Sindh	0	0	0	0	09-Nov-17
Khyber Pakhtunkhwa	0	0	0	0	21-Aug-17
FATA / FR Areas	0	0	0	0	27-Jul -16
G-Baltistan	1	0	1	0	13-Feb-17
Punjab	1	0	1	0	28-Jan-17
Pakistan	3	3	3	1	18-May-18

Nineteen additional district / town declared infected based on environmental samples in 2018

* Afp.rec Data as of 02-07-2018

Table 2: LAB Update 2018*

Month of Onset	AFP Cases	No virus isolated	Cases Under Process		Isolated Viruses from stools						
			Culture	ITD	Vaccine viruses		NPEV		Wild	Results within 14 days	
	n	n	n	n	n	%	n	%	n	n	%
January	1010	843	0	0	76	8	91	9%	0	1010	100%
February	895	716	0	0	74	8	105	12%	0	895	100%
March	968	767	0	0	28	3	172	18%	1	967	100%
April	985	736	1	0	31	3	217	22%	1	984	100%
May	967	698	15	0	29	3	224	23%	1	951	98%
June	445	161	255	0	3	1	34	8%	0	198	44%
Total	5270	3921	271	0	241	5	843	16%	03	5005	95%

* Data as of Jul 02, 2018

Comparison of Environmental Sampling Results, 2016-17*

DISTRICT	2017					2018					Last
	TOTAL	WILD			TOTAL	WILD					
	n	GRAB	BMFS	TOTAL		n	GRAB	BMFS	TOTAL		
		n	n	n	%		n	n	n	%	
LAHORE	30			0	0%	27	1		1	4%	11-Jun-18
MULTAN	18	1		1	6%	16			0	0%	9-Jan-17
DGKHAN	18			0	0%	12		1	1	8%	12-Feb-18
RAWALPINDI	14	3	2	5	36%	12	3	1	4	33%	11-Jun-18
FAISALABAD	12			0	0%	11			0	0%	2-Jul-16
SARGODHA	6			0	0%	5			0	0%	
BAHAWALPUR	6			0	0%	5			0	0%	
RAJANPUR						5			0	0%	
CDA	6	4		4	67%	5	1		1	20%	10-Jan-18
KHIGIQBAL	13	2	1	3	23%	10			0	0%	10-Oct-17
KHIGADAP	18	7		7	39%	15	5		5	33%	10-May-18
KHIBALDIA	6			0	0%	6			0	0%	3-Nov-17
KHILANDHI	6	3		3	50%	5	2		2	40%	20-Apr-18
KHIKORANGI	6			0	0%	4			0	0%	16-Oct-17
KHISITE	6			0	0%	6	1		1	17%	1-Jan-18
KHISADDAR						4			0	0%	
KHILIAQAT						5	1		1	20%	7-Mar-18
SUKKUR	14	1		1	7%	11		1	1	9%	8-Feb-18
HYDERABAD	7			0	0%	5	1		1	20%	9-Feb-18
JACOBABAD	6			0	0%	7	1	1	2	29%	7-Mar-18
SANGHAR	6			0	0%	1			0	0%	
DADU	6			0	0%	6			0	0%	
KAMBAR	6			0	0%	5	2		2	40%	7-May-18
PESHAWAR	15	3	2	5	33%	12	5	2	7	58%	9-Jun-18
DIKHAN	12			0	0%	10			0	0%	16-Jul-16
BANNU	4			0	0%	6		1	1	17%	31-Mar-18
KOHAT	6			0	0%	6	2		2	33%	27-Mar-18
CHARSADA	6			0	0%	5			0	0%	
MARDAN	6			0	0%	5			0	0%	
NOWSHERA	6			0	0%	5			0	0%	
KABDULAH	13	9		9	69%	11	1		1	9%	1-Jan-18
QUETTA	26	8	1	9	35%	21	4		4	19%	28-May-18
PISHIN	6	4		4	67%	6			0	0%	2-Oct-17
KHUZDAR	6			0	0%	5			0	0%	
LORALAI	6			0	0%	4	1		1	25%	17-Mar-18
ZHOB	6			0	0%	5			0	0%	18-Dec-17
WAZIR-S						2			0		
BAJOUR						2	1		1	50%	19-May-18
PAKISTAN	328	45	6	51	16%	293	32	7	39	13%	11-Jun-18

New Positive Sample

* Afp.rec Data as of 02-07-2018

WPV and cVDPV Cases by District in 2018

PROVINCE	DISTRICT	WPV Cases		cVDPV Cases	
		Onset of Last Case	Cases	Onset of Last Case	Cases
BALUCHISTAN	DUKKI	18-May	3		

Map 2.1: Point in Time Comparison of Wild Polio virus Compatible and cVDPV2 isolates

Infected districts/Towns/Agencies/Areas

On the basis of WPV isolation

- WPV cases = 03
- Sewage water = 10 (no WPV case)
- Total = 13

Infected districts/Towns/Agencies/Areas

On the basis of WPV isolation

- WPV cases = 01
- Sewage water = 19 (no WPV case)
- Total = 20

2017

2018

Source

AFP Surveillance

- P1 = 03
- Compatible = 0
- cVDPV Cases = -
- cVDPV Env = -

Sewage water

- Grab = 45
- BMFS = 06

Source

AFP Surveillance

- P1 = 03
- Compatible = 0
- cVDPV Cases = -
- cVDPV Env = -

Sewage water

- Grab = 32
- BMFS = 07

Disputed Territory

Disputed Territory

— Provincial Boundary
 — Districts Boundary

Cases randomly placed in districts

Map1: Distribution of Wild Polio Cases Pakistan 2017-2018*

Districts/Towns with Wild Polio Cases = 01



● NSL1 = 03

Province/ Country	Date of Last Case		Number of cases 2017		Number of cases 2018	
	P1	P3	P1	P3	P1	P3
FATA	Jul, 2016	Apr, 2012	-	-	-	-
KHYBER-PAKHTUNKHWA	Aug, 2017	Oct, 2010	01	-	-	-
SINDH	Nov, 2017	Jan, 2010	02	-	-	-
BALUCHISTAN	Apr, 2018	Apr, 2010	03	-	03	-
PUNJAB	Jan, 2017	Jun, 2010	01	-	-	-
AJK	Jun, 2000	Jun, 2000	-	-	-	-
GILGIT-BALTISTAN	Feb, 2017	-	01	-	-	-
ISLAMABAD	Sep, 2008	Sep, 2008	-	-	-	-
PAKISTAN	Apr, 2018	Apr, 2012	08	-	03	-

○ District with last polio case in province

— Provincial Boundary

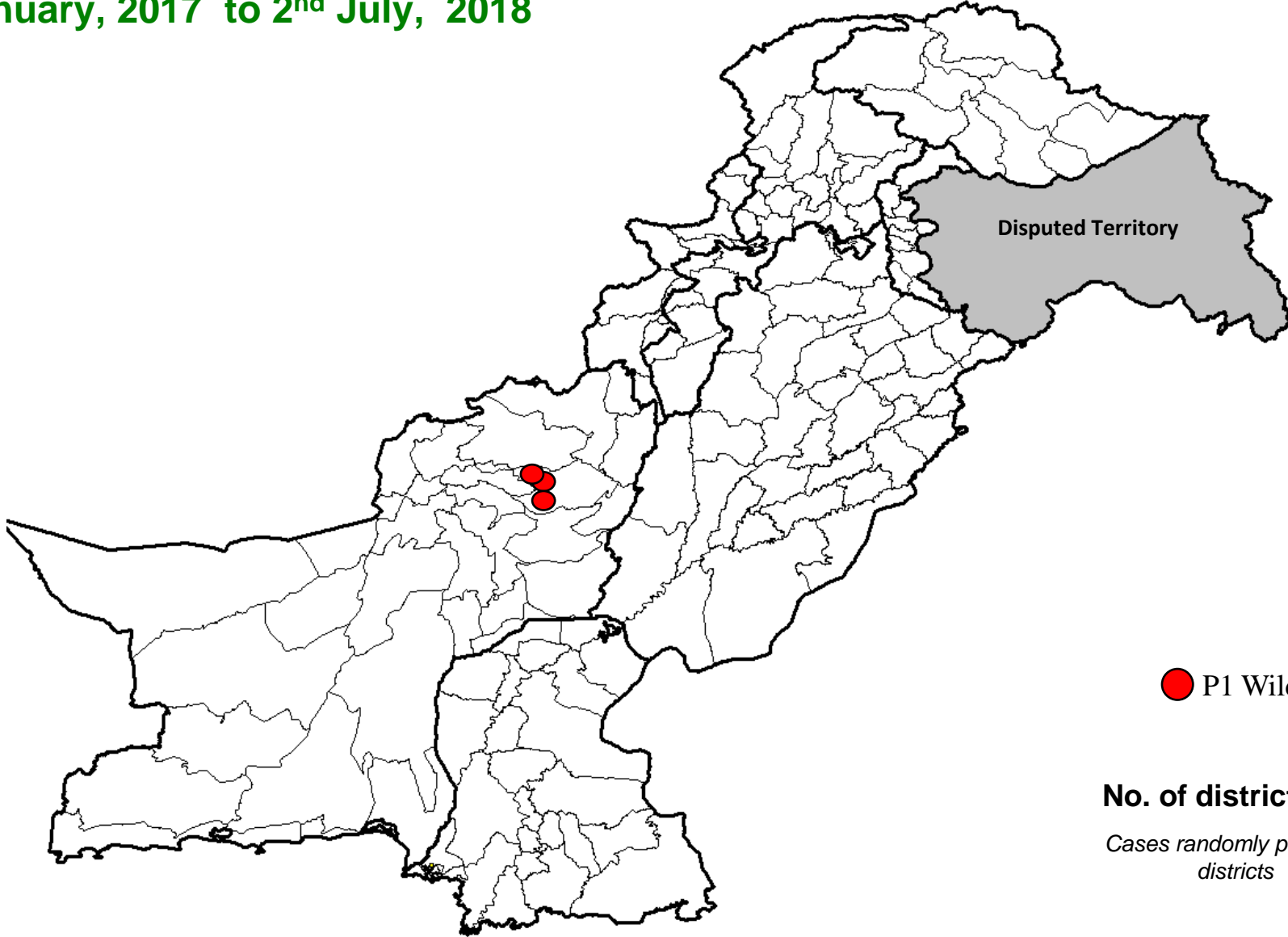
— Districts Boundary

Cases randomly placed in districts

* Afp.rec Data as of 02-07-2018

Map 3: Wild Polio cases in the last 6 months

3rd January, 2017 to 2nd July, 2018 *



● P1 Wild = 03

No. of districts = 1

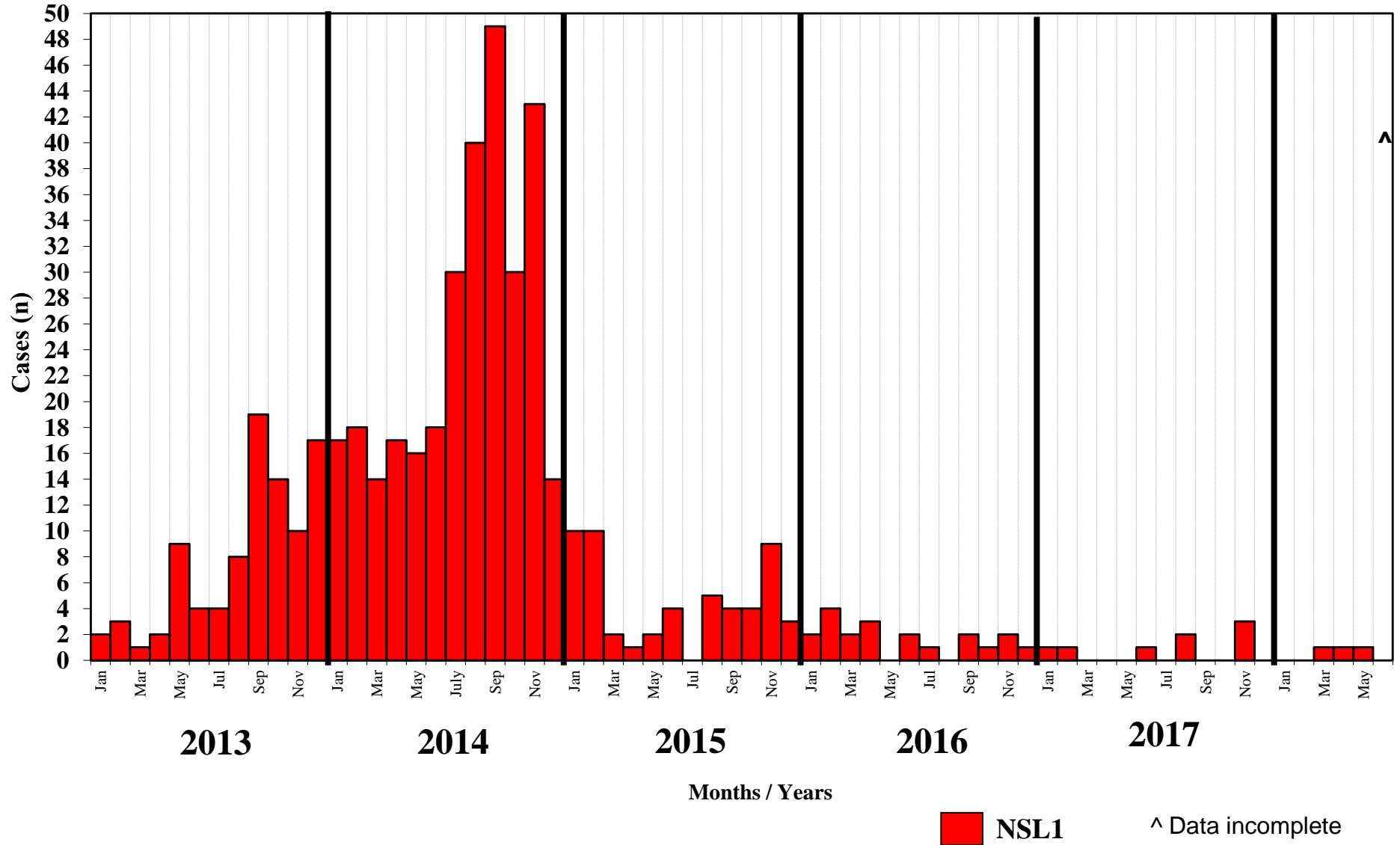
Cases randomly placed in districts

— Provincial Boundary
— Districts Boundary

* Afp.rec Data as of 02-07-2018

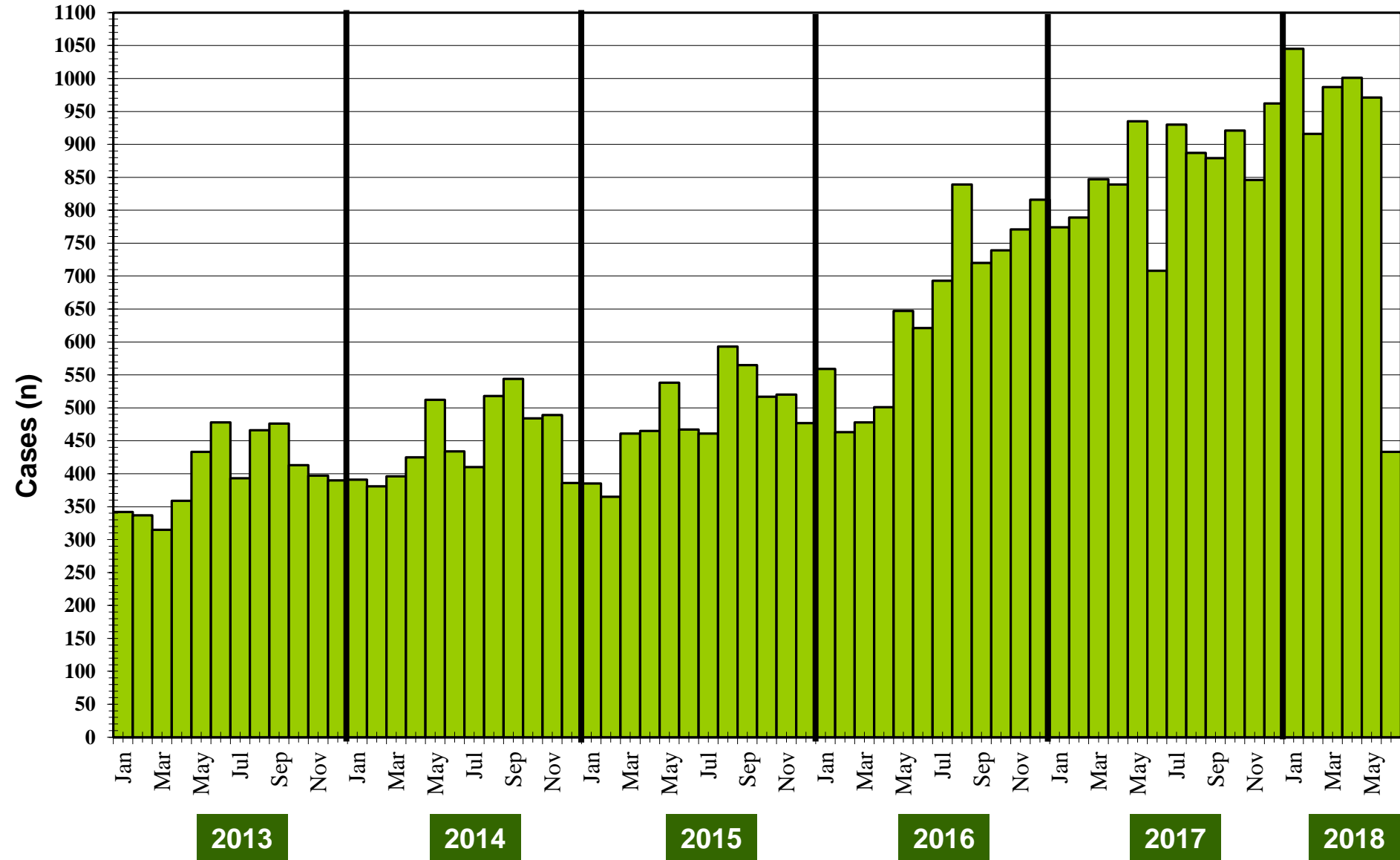
Confirmed Polio Cases 2013-2018*

2018



* Afp.rec Data as of 02-07-2018

Graph 1: Distribution of AFP Cases by Month, Pakistan 2013-2018*



* Afp.rec Data as of 02-07-2018

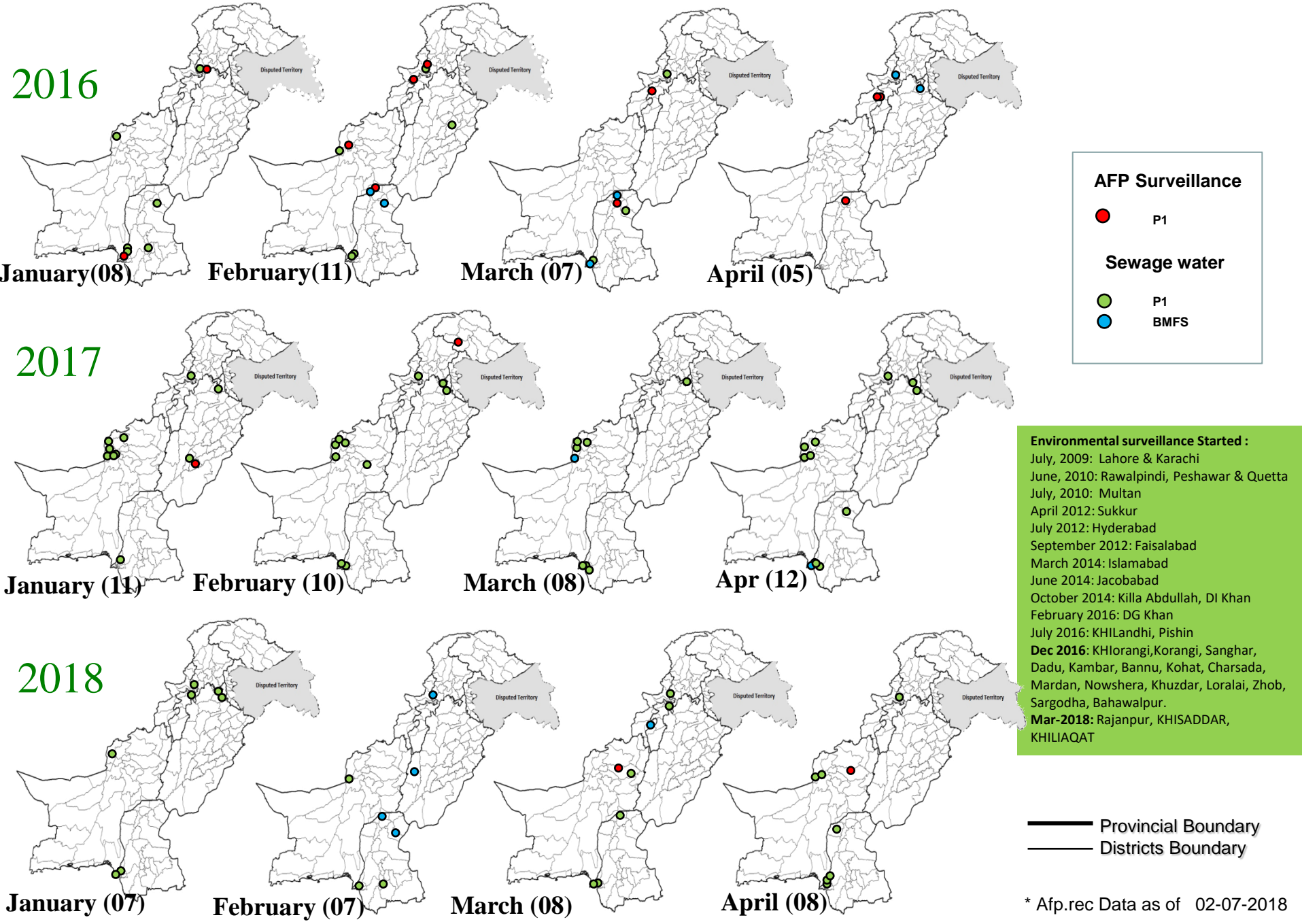
Table 4: Distribution of AFP Cases By Week of Onset ^ Pakistan- 2017-2018* [Week number / Ending on]

PROVINCE	W	W	W	W	W	W	W	W	W	W	W	W	W	W	W
	12 24 Mar2 018	13 31 Mar 2018	14 7 Apr 2018	15 14 Apr 2018	16 21 Apr 2018	17 28 Apr 2018	18 05 May 2018	19 12 May 2018	20 19 May 2018	21 26 May 2018	22 01 Jun 2018	23 08 Jun 2018	24 15 Jun 2018	25 22 Jun 2018	26 30 Jun 2018
PUNJAB	85	96	106	104	112	96	124	129	100	102	96	86	73	45	3
SINDH	52	45	48	53	40	37	46	40	30	34	39	21	20	9	1
FATA	6	14	20	19	13	8	23	13	7	5	1	6	6	3	0
BALUCHISTAN	7	15	13	16	10	15	8	9	7	9	9	10	4	3	0
AJK	1	5	11	2	6	2	7	5	3	1	4	3	3	1	0
GILGIT BILTISTAN	5	4	2	6	2	2	2	3	3	2	2	0	0	0	0
ISLAMABAD	5	2	1	0	1	2	2	1	0	0	2	1	0	1	0
KPAKHTUNKHWA	49	44	59	53	30	40	51	54	37	37	35	32	26	15	1
PAKISTAN	210	225	260	253	214	202	263	254	187	190	188	159	132	77	5

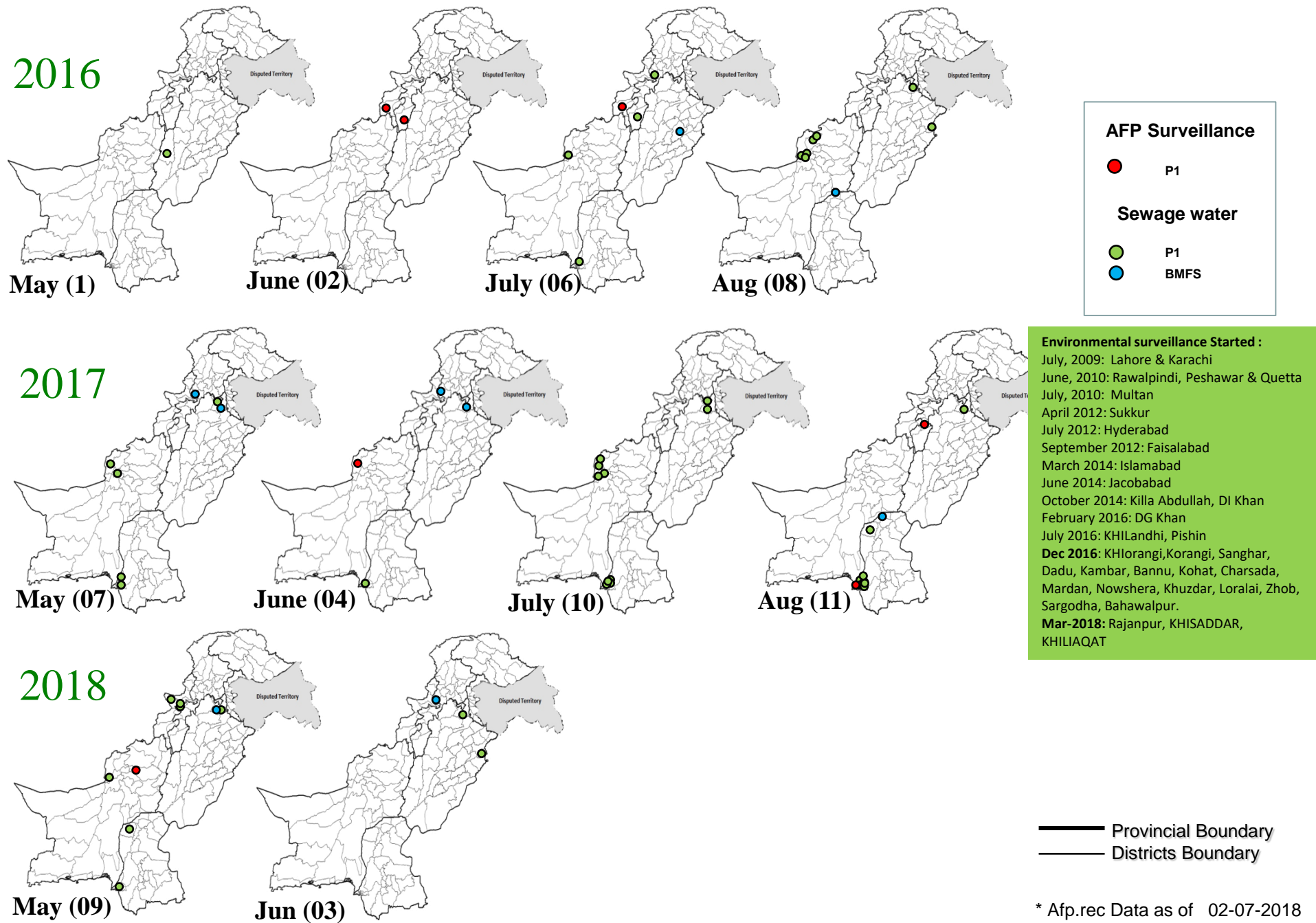
* Afp.rec & Afplab.rec: Data as of 02-07-2018

^ MMWR Epidemiological Weeks

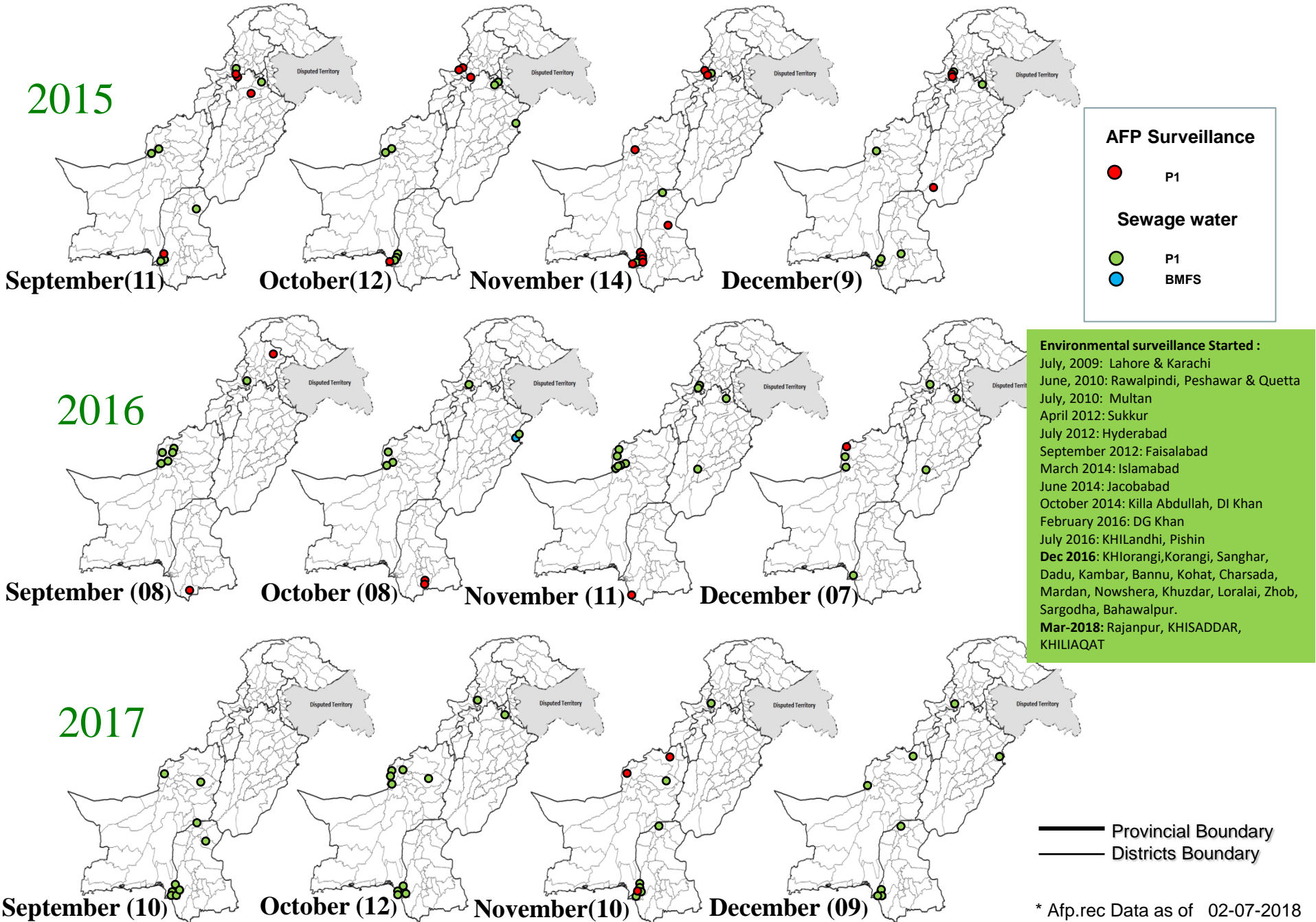
Map 4: Monthly Comparison of Polio Cases/Isolates 2016-2018*



Map 4.1: Monthly Comparison of Polio Cases/Isolates 2016-2018*



Map 4.2: Monthly Comparison of Polio Cases/Isolates 2015-2017*



* Afp.rec Data as of 02-07-2018

Table 5: Polio Eradication Update, Pakistan 2015-2018*

Province/Region	Polio 1			
	2015	2016	2017	2018
FATA	16	02	-	-
KP	17	08	01	-
SINDH	12	08	02	-
PUNJAB	02	-	01	-
BALUCHISTAN	07	02	03	03
AJK	-	-	-	-
Gilgit-Baltistan	-	-	01	-
ISLAMABAD	-	-	-	-
PAKISTAN	54	20	08	03

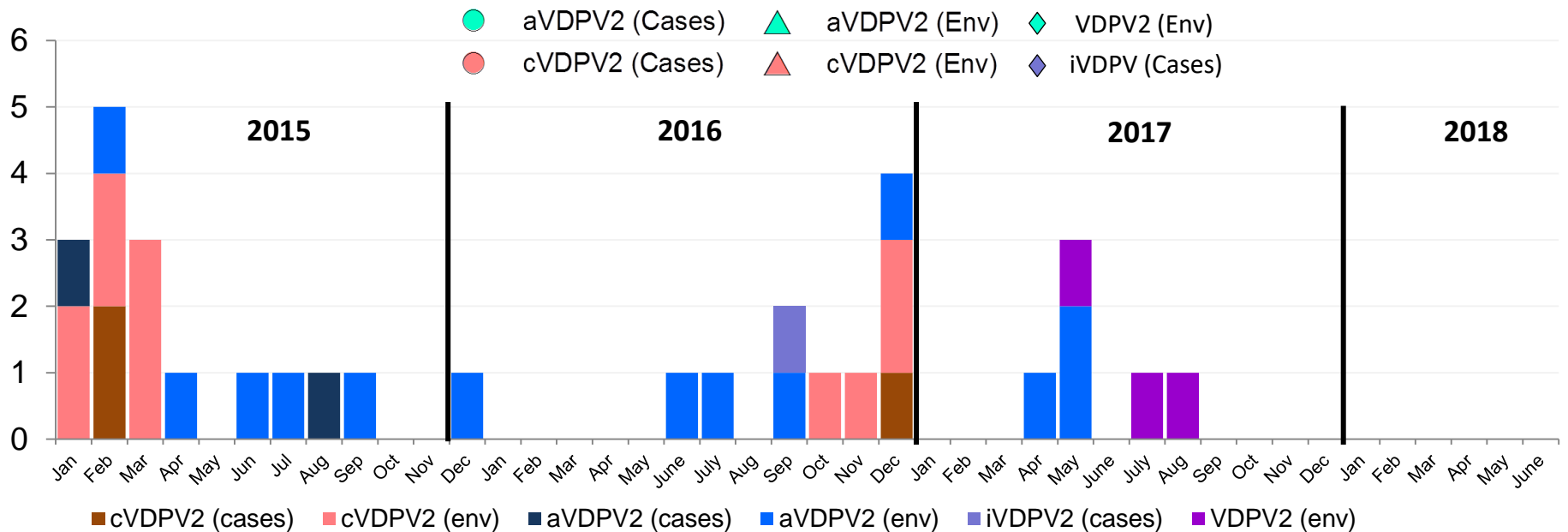
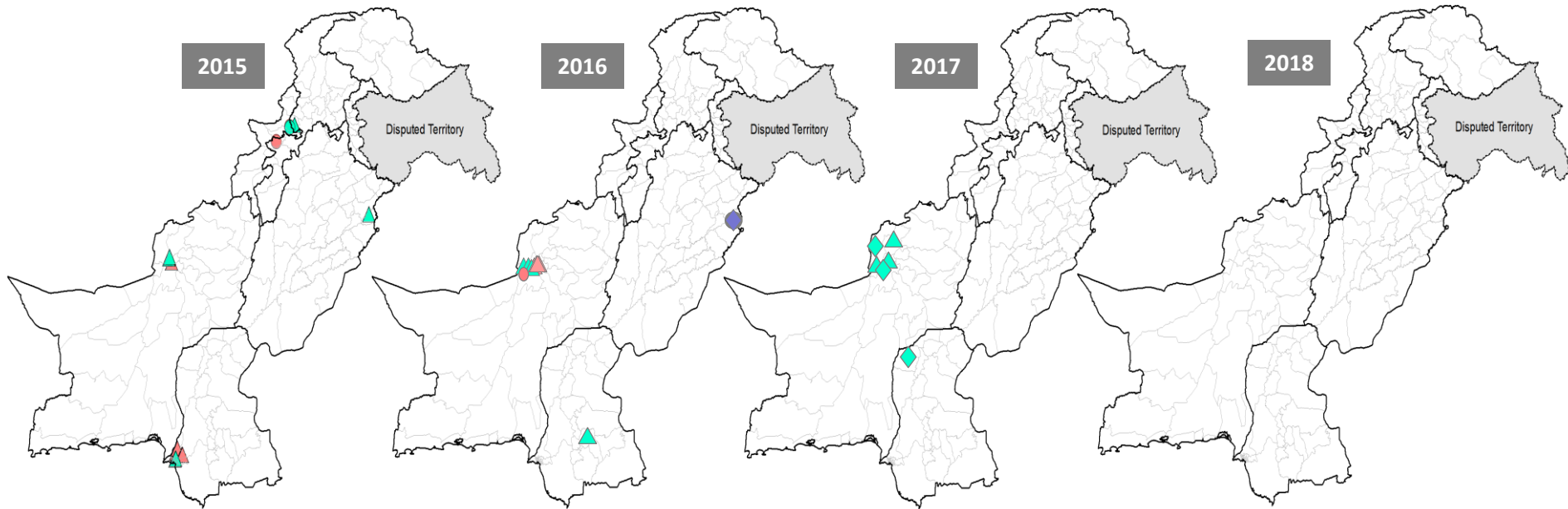


* Afp.rec Data as of 02-07-2018

VDPV2 isolates, 2014 to 2018*

DISTRICT	2014				2015				2016					2017					2018			
	aVDPV-2		cVDPV-2		aVDPV-2		cVDPV-2		aVDPV-2		iVDPV-2		cVDPV-2		VDPV2		aVDPV-2		cVDPV-2			
	Cases	Env	Cases	Env	Cases	Env	Cases	Env	Cases	Env	Cases	Env	Cases	Env	Env	Cases	Env	Cases	Env			
JAFARABAD																						
MASTUNG																						
PISHIN														1								
QUETTA					2		1			3			1	4		2				1		
KABDULAH																				1		
BALOCHISTAN					2		1			3			1	4		3				2		
FR BANNU				8																		
KHYBER	1		2		1		1															
MOHMAND																						
WAZIR-N	2		7																			
WAZIR-S	1																					
FATA	4		17		1		1															
BANNU			1																			
HANGU							1															
LAKKIMRWT			1																			
PESHAWAR			1			1																
KPAKHTUNKHWA			3		1		1															
LAHORE	1					1					1											
PUNJAB	1				1					1												
KAMBAR																				1		
KHIGADAP		2	1	7																6		
KHIGIQBAL		1					2															
KHIGULBERG						1																
HYDERABAD											1											
SINDH		3	1	7	1	2		6		1										1		
PAKISTAN	5	3	21	7	2	6	2	7		4	1		1	4		3				3		

VDPV isolates (Cases + ES), 2015 – 2018*



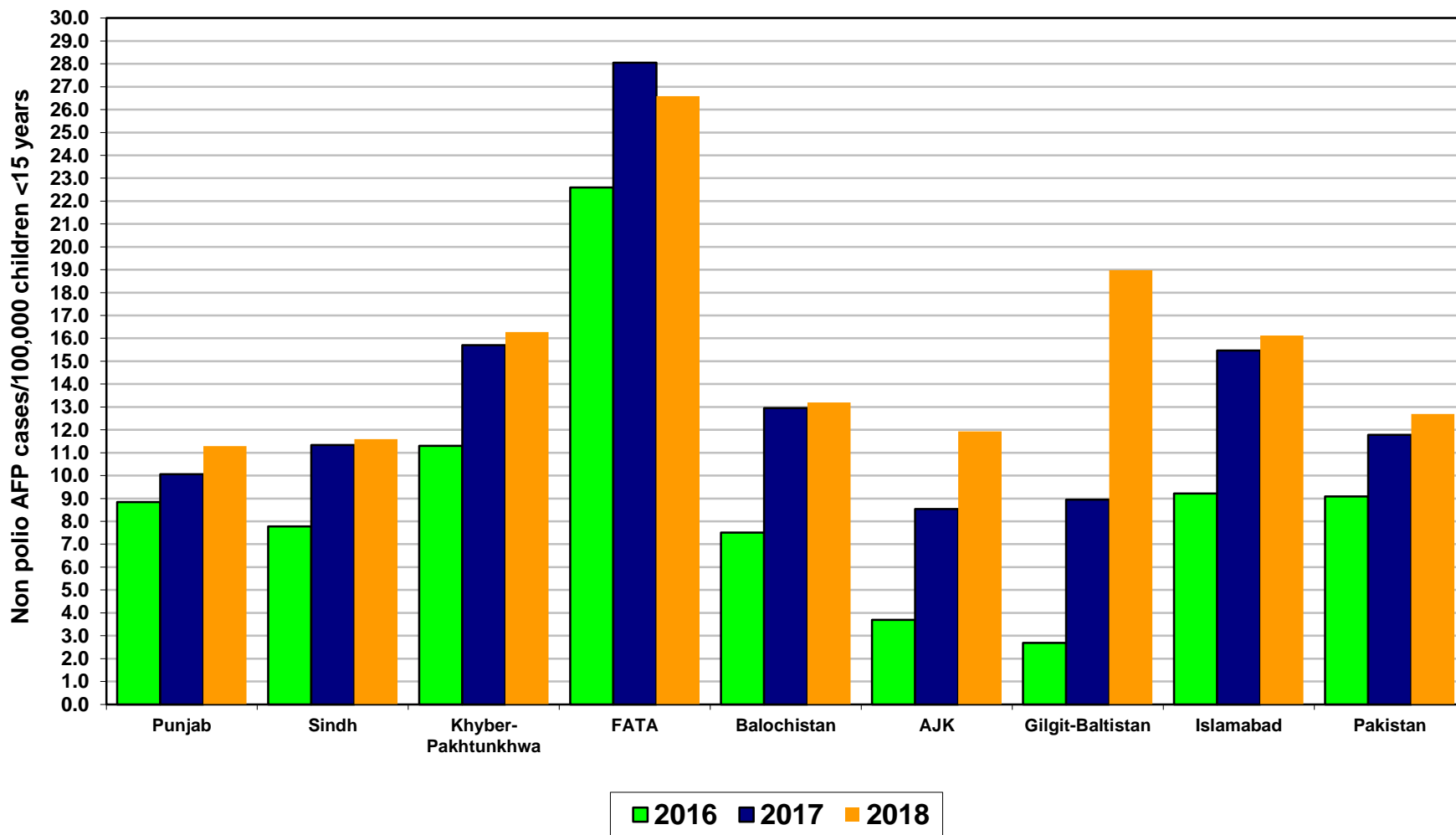
* Afp.rec Data as of 02-07-2018

Table 6: Vaccination status of non polio AFP cases age 6-59 months 2016-2018*

REGION	0 dose			1-2 doses			3 doses			4-6 doses			7+ doses		
	16	17	18	16	17	18	16	17	18	16	17	18	16	17	18
Central Punjab	0%	0%	0%	0%	0%	0%	1%	1%	2%	3%	3%	1%	97%	96%	97%
North Punjab	0%	0%	0%	0%	0%	0%	0%	1%	1%	2%	2%	1%	98%	97%	97%
South Punjab	0%	0%	0%	0%	0%	0%	0%	0%	0%	2%	2%	1%	98%	98%	99%
PUNJAB	0%	0%	0%	0%	0%	0%	0%	1%	1%	2%	2%	1%	97%	97%	98%
Karachi	0%	1%	0%	1%	1%	1%	1%	1%	2%	5%	7%	5%	93%	91%	93%
North Sindh	0%	0%	0%	0%	0%	0%	0%	0%	0%	5%	3%	3%	94%	97%	97%
South Sindh	0%	0%	0%	1%	0%	0%	1%	1%	0%	6%	4%	1%	92%	95%	98%
SINDH	0%	0%	0%	1%	0%	0%	1%	0%	1%	5%	4%	3%	93%	95%	96%
Central Khyber Pakhtunkhwa	0%	0%	0%	0%	1%	0%	0%	0%	0%	1%	1%	1%	99%	98%	98%
North Khyber Pakhtunkhwa	1%	0%	0%	1%	1%	0%	0%	1%	0%	2%	3%	2%	96%	94%	98%
South Khyber Pakhtunkhwa	0%	0%	1%	1%	2%	0%	1%	2%	1%	1%	4%	3%	96%	92%	95%
Khyber Pakhtunkhwa	0%	0%	0%	1%	1%	0%	0%	1%	0%	1%	3%	2%	97%	95%	97%
FATA	0%	0%	0%	2%	0%	1%	1%	1%	1%	10%	8%	4%	88%	91%	95%
Rest of Balochistan	7%	3%	0%	7%	9%	4%	2%	4%	0%	23%	13%	15%	62%	71%	81%
North Balochistan	0%	4%	0%	3%	6%	3%	3%	2%	0%	10%	10%	6%	83%	78%	91%
Quetta Block	1%	0%	2%	1%	1%	0%	4%	0%	0%	10%	7%	0%	83%	92%	98%
BALUCHISTAN	2%	2%	1%	3%	4%	2%	3%	3%	0%	13%	10%	8%	80%	82%	90%
PAKISTAN	0%	0%	0%	1%	1%	0%	1%	1%	1%	4%	4%	2%	95%	95%	96%

* Afp.rec Data as of 02-07-2018

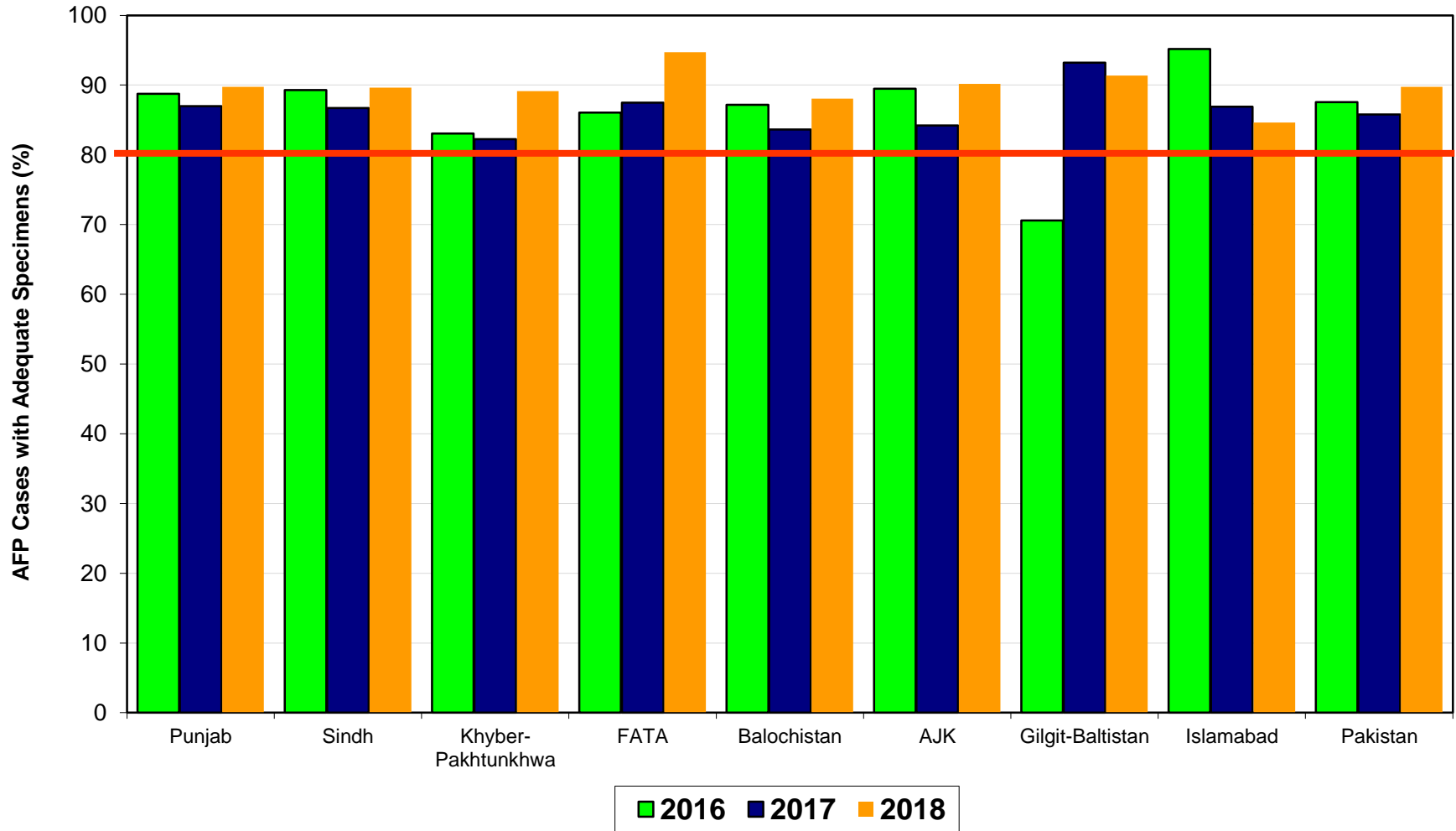
Non Polio AFP Rate By Province/Regions, 2016-2018*



Minimum Target Non-Polio AFP Rate for Tier-1 and Tier-2 districts is 6/100000 < 15 years of the age
 Minimum Target Non-Polio AFP Rate for Tier-3 and Tier-4 districts is 3/100000 < 15 years of the age

* Afp.rec Data as of 02-07-2018

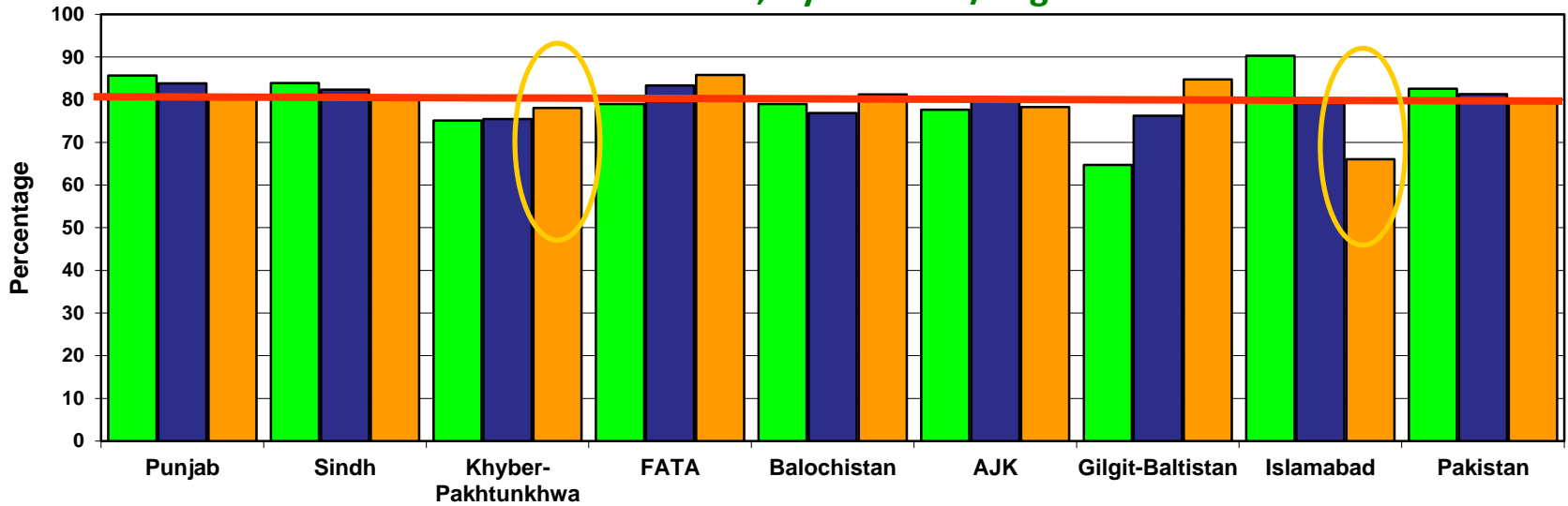
Percent AFP Cases with Adequate Specimens By Province/Regions, 2016-2018*



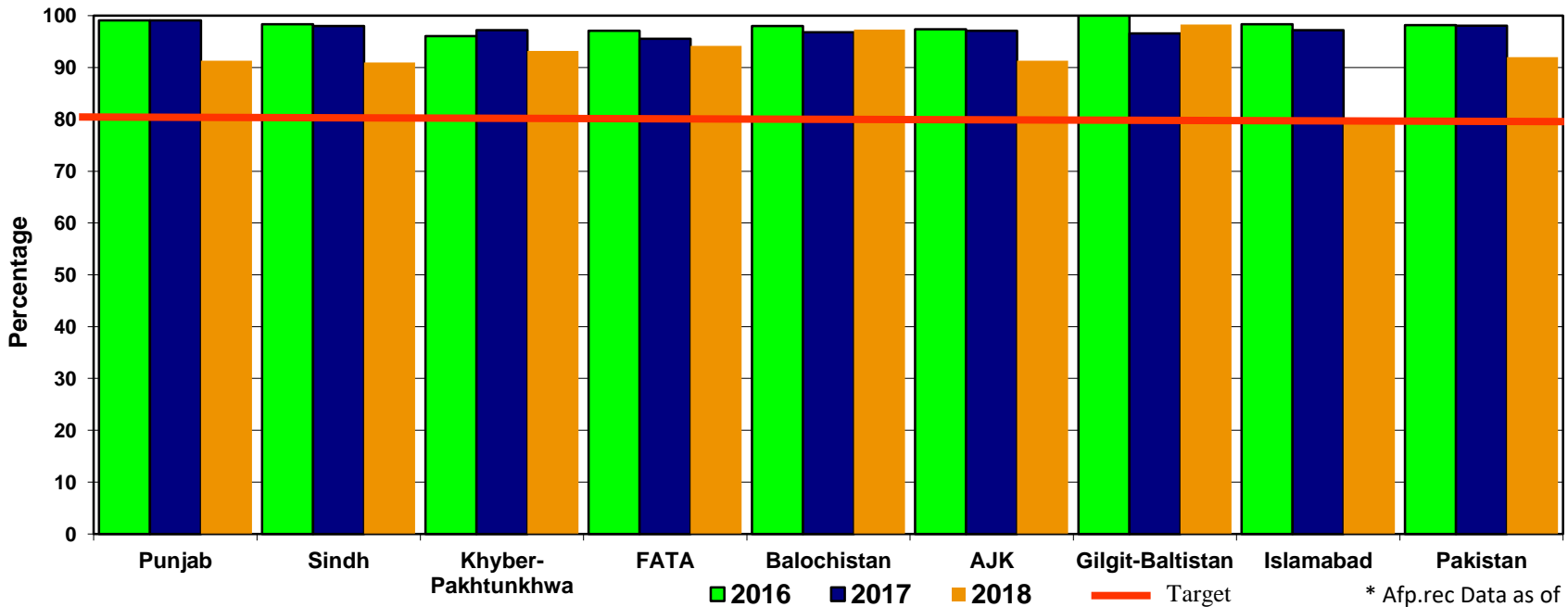
* Afp.rec Data as of 02-07-2018

— Target Adequate Sample cases = 80%

**Graph 5: Percent AFP Cases Notified within 07 days of paralysis onset
2016 - 2018*; By Province/Regions**

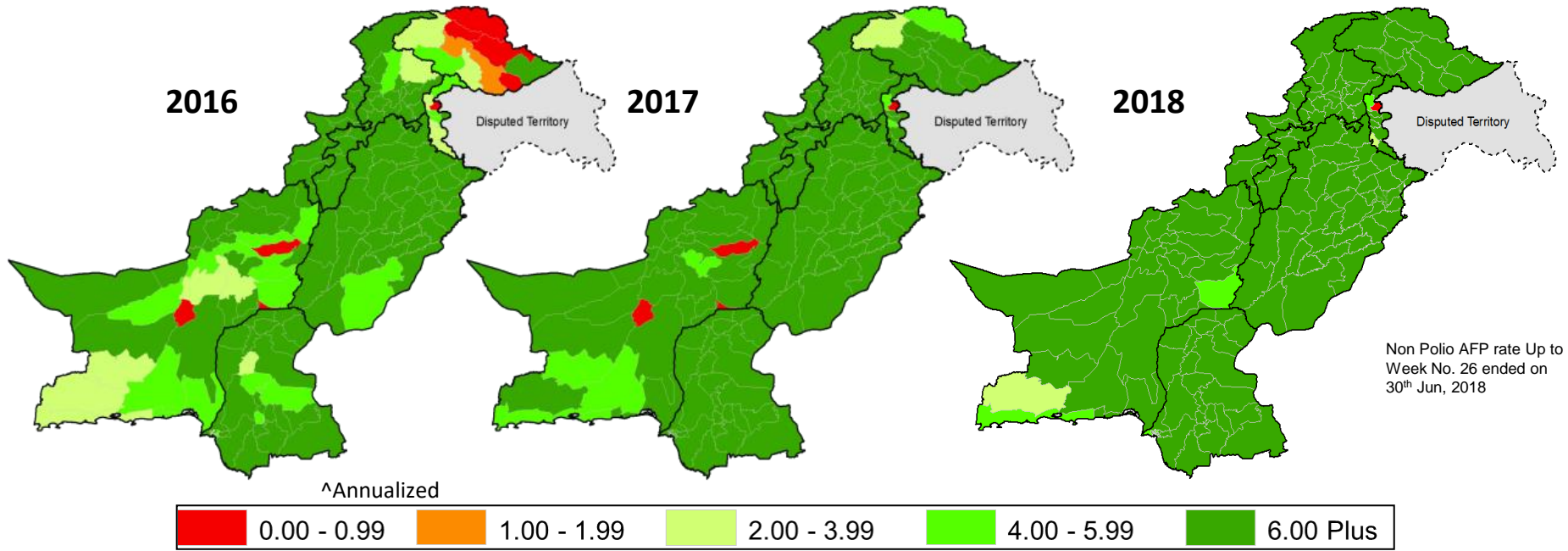


**Graph 6: Percent AFP Cases Investigated within 48 hours of notification
2016 ~ 2018*; By Province/Regions**

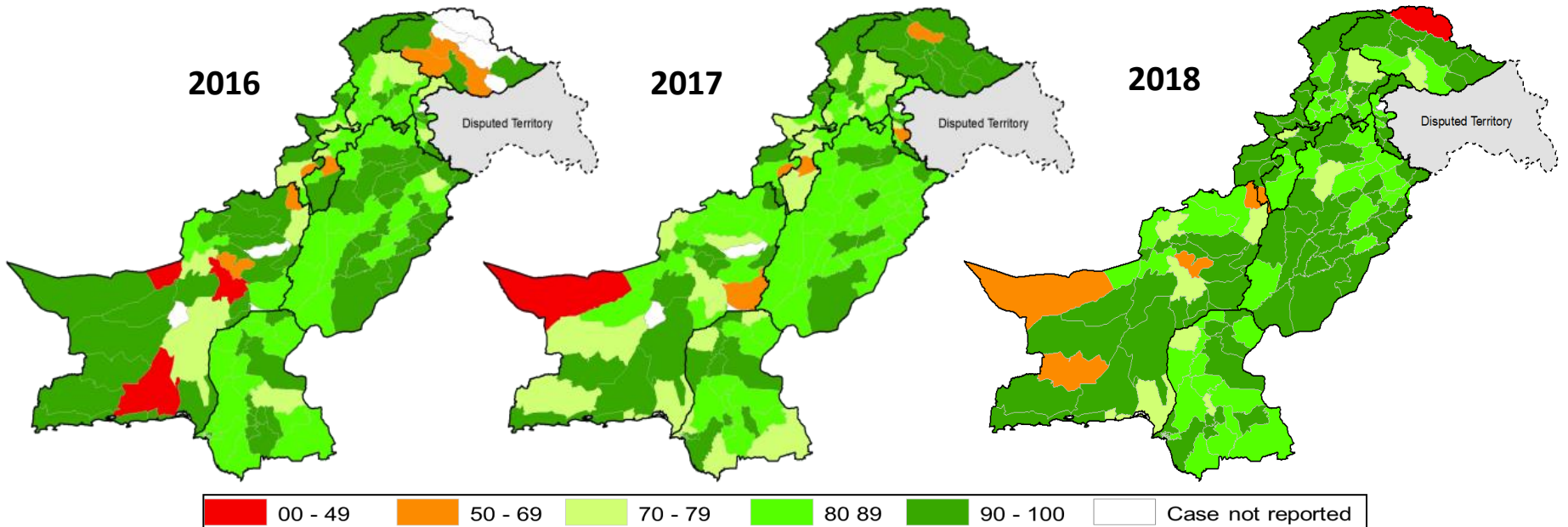


* Afp.rec Data as of 02-07-2018

Non-Polio ^ AFP Rate by District



Percent AFP Cases with Adequate Specimens, by District



**Table 7.3: AFP CASES PENDING FOR CLASSIFICATION
WITH DATE OF ONSET MORE THAN 90 DAYS* 2017**

S. No	DISTRICT	TEHSIL	EPID	SEX	AGE	DONSET	DOSE€	DSTOOL1	DSTOOL2	LAB	FEVER	ASYM	PROG	FUP	PEND (DAYS)
1	ICT	ICT	IB/02/17/065	M	46	04-11-17	7+	29-12-17	30-12-17	VACC	Y	N	Y	Y	240

* Afp.rec Data as of 02-07-2018

€ Based on recall of parents

60 days Follow-up not done

FUP = Residual Weakness at 60 days follow up.

**Table 7.4: AFP CASES PENDING FOR CLASSIFICATION
WITH DATE OF ONSET MORE THAN 90 DAYS* 2018 Page (1/3)**

S. No	DISTRICT	TEHSIL	EPID	SEX	AGE	DONSET	DOSE€	DSTOOL1	DSTOOL2	LAB	FEVER	ASVM	PROG	FUP	PEND (DAYS)
1	BUNER	BUNER	KP/22/18/012	M	36	07-02-18	7+	06-04-18	07-04-18	NVI	UK	UK	UK		145
2	SHIKARPUR	SHIKARPUR	SD/52/18/024	M	96	12-03-18	7+	06-05-18	07-05-18	NVI	UK	UK	UK		112
3	BAHAWALPUR	HASILPUR	PB/71/18/011	F	135	07-01-18	7+	25-01-18	26-01-18	NVI	Y	Y	Y	Y	176
4	BAHAWALPUR	YAZMAN	PB/71/18/025	M	30	19-02-18	7+				Y	N	Y	DIED	133
5	BAHAWALPUR	BWP SADAR	PB/71/18/027	M	39	30-01-18	7+				N	Y	Y	DIED	153
6	BAHWLNAGAR	MINCHANABA	PB/73/18/001	M	36	05-01-18	7+				N	N	Y	DIED	178
7	BAHWLNAGAR	MINCHANABA	PB/73/18/012	M	84	04-02-18	7+				Y	Y	Y	DIED	148
8	BAHWLNAGAR	BAHAWALNAGAR	PB/73/18/025	M	14	05-02-18	7+				Y	Y	Y	Y	147
9	BAHWLNAGAR	CHISHTIAN	PB/73/18/028	F	48	02-03-18	7+	12-04-18	14-04-18	NVI	Y	Y	Y	Y	122
10	BAHWLNAGAR	BAHAWALNAGAR	PB/73/18/033	F	150	10-02-18	7+				N	N	Y		142
11	CHAKWAL	CHAKWAL	PB/13/18/017	F	84	18-02-18	7+	04-03-18	09-03-18	NVI	Y	N	Y	Y	134
12	DGKHAN	DG KHAN	PB/81/18/022	M	96	27-01-18	7+	18-02-18	20-02-18	NVI	Y	Y	Y	Y	156
13	DGKHAN	DG KHAN	PB/81/18/023	F	5	09-02-18	6	25-02-18	27-02-18	NVI	Y	Y	Y	Y	143
14	DGKHAN	TAUNSA	PB/81/18/028	F	23	20-02-18	7+	22-02-18	22-02-18	NVI	Y	Y	Y	Y	132
15	DGKHAN	DG KHAN	PB/81/18/029	M	13	22-01-18	7+	24-02-18	25-02-18	NVI	N	Y	Y	Y	161
16	DGKHAN	DG KHAN	PB/81/18/040	F	7	02-01-18	7+	02-03-18	04-03-18	NVI	N	N	Y	Y	181
17	DGKHAN	DG KHAN	PB/81/18/057	F	12	14-03-18	7+	31-03-18	01-04-18	NVI	N	N	Y	Y	110
18	DGKHAN	TAUNSA	PB/81/18/059	F	20	30-03-18	7+	01-04-18			Y	Y	Y	DIED	94
19	DGKHAN	DG KHAN	PB/81/18/101	F	8	15-03-18	7+				N	Y	Y	Y	109
20	DGKHAN	DG KHAN	PB/81/18/110	F	32	02-03-18	7+				Y	Y	Y	Y	122
21	FAISALABAD	JARANWALA	PB/51/18/099	F	110	10-03-18	7+				Y	Y	Y	Y	114
22	GUJRANWALA	WAZIRABAD TOWN	PB/21/18/025	F	17	17-01-18	7+	17-02-18	18-02-18	NVI	Y	N	Y	DIED	166
23	GUJRANWALA	Q.D SING TOWN	PB/21/18/030	M	107	08-02-18	7+	27-02-18	01-03-18	NVI	UK	UK	UK	Y	144
24	GUJRANWALA	N.VIRKAN TOWN	PB/21/18/044	F	3	09-01-18	3				N	N	Y	Y	174
25	GUJRANWALA	N.VIRKAN TOWN	PB/21/18/048	M	135	13-03-18	7+	28-03-18	30-03-18	NVI	Y	Y	Y	Y	111
26	GUJRANWALA	AROOP TOWN	PB/21/18/059	F	57	01-04-18	7+	25-04-18	26-04-18	EV	N	Y	Y	Y	92
27	GUJRANWALA	KAMOKE TOWN	PB/21/18/082	M	4	08-02-18	4	18-05-18	26-05-18	NVI	Y	N	Y		144
28	GUJRAT	KHARIAN	PB/23/18/021	F	108	07-02-18	3				Y	N	Y	DIED	145
29	GUJRAT	KHARIAN	PB/23/18/038	F	58	11-03-18	7+				N	N	Y	DIED	113
30	GUJRAT	GUJRAT	PB/23/18/058	F	108	15-03-18	7+	11-05-18	12-05-18	NVI	N	Y	Y	Y	109
31	HAFIZABAD	HAFIZABAD	PB/22/18/006	M	62	03-01-18	7+	31-01-18	01-02-18	VACC	N	N	Y	Y	180
32	HAFIZABAD	PINDI BHATTIAN	PB/22/18/002	F	83	01-01-18	3				Y	Y	Y	Y	182
33	HAFIZABAD	HAFIZABAD	PB/22/18/008	F	64	02-02-18	7+	19-02-18	01-04-18	NVI	Y	UK	Y	Y	150
34	HAFIZABAD	PINDI BHATTIAN	PB/22/18/017	F	34	15-03-18	7+				N	UK	Y	DIED	109
35	LAYYAH	KAROR LAL ESAN	PB/84/18/012	M	24	24-02-18	7+	12-03-18	13-03-18	NVI	Y	N	Y	Y	128
36	LODHRAN	LODHRAN	PB/64/18/009	F	35	07-01-18	7+	03-02-18	04-02-18	NVI	Y	Y	Y	Y	176
37	MBDIN	M.B DIN	PB/24/18/019	F	19	04-02-18	7+	15-03-18	17-03-18	NVI	UK	N	Y	DIED	148
38	MBDIN	PHALIA	PB/24/18/024	M	19	10-03-18	7+	29-03-18	30-03-18	NVI	Y	Y	Y	Y	114
39	MIANWALI	EISAKHAIL	PB/43/18/026	M	24	02-04-18	3	20-04-18	21-04-18	NVI	Y	Y	Y		91
40	MULTAN	MULTAN RURAL	PB/61/18/027	F	12	17-02-18	7+	15-03-18	16-03-18	NVI	Y	Y	Y	Y	135
41	MULTAN	MULTAN URBAN	PB/61/18/035	F	145	24-03-18	7+	08-04-18	09-04-18	NVI	N	Y	Y	Y	100
42	MULTAN	MULTAN URBAN	PB/61/18/029	M	88	10-01-18	7+				Y	Y	Y	Y	173

* Afp.rec Data as of 02-07-2018

€ Based on recall of parents

60 days Follow-up not done

FUP = Residual Weakness at 60 days follow up.

**Table 7.4: AFP CASES PENDING FOR CLASSIFICATION
WITH DATE OF ONSET MORE THAN 90 DAYS* 2018 Page (2/3)**

S. No	DISTRICT	TEHSIL	EPID	SEX	AGE	DONSET	DOSESE	DSTOOL1	DSTOOL2	LAB	FEVER	ASVM	PROG	FUP	PEND (DAYS)
43	MUZFARGARH	ALIPUR	PB/83/18/056	M	7	01-03-18	7+	17-03-18	18-03-18	NVI	Y	Y	Y	Y	123
44	MUZFARGARH	KOT ADU	PB/83/18/068	F	72	01-04-18	7+	LATE NOTIFIED			Y	N	Y		92
45	MUZFARGARH	JATOI	PB/83/18/087	M	30	22-03-18	7+	21-04-18	22-04-18	NVI	Y	Y	Y	Y	102
46	MUZFARGARH	ALIPUR	PB/83/18/076	F	18	15-03-18	7+	20-04-18	22-04-18	NVI	Y	Y	Y	Y	109
47	NAROWAL	SHAKARGARH	PB/26/18/027	F	48	11-02-18	7+	22-03-18	23-03-18	NVI	Y	Y	Y	Y	141
48	OKARA	DEPALPUR	PB/34/18/029	M	18	12-01-18	7+	LATE NOTIFIED			N	Y	Y	Y	171
49	RAJANPUR	RAJAN PUR	PB/82/18/006	M	48	23-01-18	7+	DIED BEFORE STOOL			N	N	Y	DIED	160
50	RAJANPUR	RAJAN PUR	PB/82/18/011	M	33	05-02-18	7+	08-02-18	08-02-18	NVI	Y	Y	Y	Y	147
51	RAJANPUR	ROJHAN	PB/82/18/010	M	115	29-01-18	7+	13-02-18	14-02-18	NVI	Y	Y	Y	Y	154
52	RAJANPUR	RAJAN PUR	PB/82/18/014	F	108	12-01-18	7+	16-02-18	17-02-18	EV	Y	N	N	Y	171
53	RAJANPUR	JAM PUR	PB/82/18/015	M	72	17-02-18	7+	20-02-18		NVI	Y	N	Y	DIED	135
54	RAJANPUR	RAJAN PUR	PB/82/18/016	F	25	04-02-18	7+	20-02-18	21-02-18	VACC	Y	Y	Y	Y	148
55	RAJANPUR	JAM PUR	PB/82/18/021	M	7	10-02-18	7+	27-02-18	28-02-18	VACC	Y	Y	Y	Y	142
56	RAJANPUR	RAJAN PUR	PB/82/18/025	F	60	05-02-18	7+	09-03-18	10-03-18	NVI	N	N	Y	Y	147
57	RYKHAN	RAHIMYAR KHAN	PB/72/18/034	F	30	02-02-18	7+	20-02-18	22-02-18	NVI	Y	Y	Y	Y	150
58	RYKHAN	SADIQABAD	PB/72/18/040	M	120	10-02-18	7+	01-03-18	04-03-18	NVI	Y	N	Y	Y	142
59	RYKHAN	KHANPUR	PB/72/18/060	M	72	07-01-18	7+	10-03-18	11-03-18	NVI	N	Y	Y	Y	176
60	RYKHAN	LIQUAITPUR	PB/72/18/078	F	23	24-03-18	7+	DIED BEFORE STOOL			Y	N	Y	DIED	100
61	RYKHAN	SADIQABAD	PB/72/18/082	M	96	21-03-18	7+	DIED BEFORE STOOL			Y	N	Y	DIED	103
62	RYKHAN	RAHIMYAR KHAN	PB/72/18/098	M	27	13-03-18	7+	20-04-18	21-04-18	NVI	N	Y	Y	Y	111
63	SARGODHA	SILANWALI	PB/41/18/025	M	24	08-02-18	7+	27-03-18	28-03-18	NVI	Y	Y	Y	Y	144
64	SARGODHA	SARGODHA	PB/41/18/029	F	24	22-03-18	7+	11-04-18	12-04-18	EV	N	N	Y	Y	102
65	SHEIKHUPURA	FEROZEWALA	PB/33/18/028	F	34	31-01-18	7+	24-02-18	25-02-18	NVI	N	N	Y	Y	152
66	SIALKOT	SAMBRIAL	PB/25/18/019	M	22	05-01-18	7+	09-02-18	11-02-18	NVI	Y	Y	Y	Y	178
67	SIALKOT	SIALKOT	PB/25/18/028	M	2	07-01-18	4	28-02-18	02-03-18	VACC	N	Y	Y	Y	176
68	SIALKOT	SIALKOT	PB/25/18/031	M	5	05-03-18	7+	22-03-18	23-03-18	NVI	Y	Y	Y	Y	119
69	VEHARI	VEHARI	PB/63/18/016	M	72	17-02-18	7+	03-03-18	07-03-18	NVI	N	N	Y	Y	135
70	VEHARI	BUREWALA	PB/63/18/019	M	48	10-02-18	7+	17-03-18	19-03-18	NVI	Y	Y	Y	Y	142
71	VEHARI	BUREWALA	PB/63/18/029	M	37	22-03-18	7+	13-04-18	14-04-18	NVI	Y	N	Y	Y	102
72	VEHARI	MAILSI	PB/63/18/048	M	16	18-03-18	7+	LATE NOTIFIED			Y	Y	Y	Y	106
73	BADIN	TANDO BAGO	SD/23/18/021	M	18	17-03-18	7+	31-03-18	01-04-18	NVI	Y	Y	Y		107
74	DADU	DADU	SD/24/18/010	F	48	08-01-18	7+	06-02-18	07-02-18	EV	Y	Y	Y		175
75	DADU	MEHAR	SD/24/18/014	F	18	01-02-18	7+	17-02-18	18-02-18	EV	Y	Y	Y		151
76	GHOTKI	UBAURO	SD/42/18/012	F	60	02-02-18	7+	DIED BEFORE STOOL			Y	Y	Y	DIED	150
77	GHOTKI	KHAN GARH	SD/42/18/029	F	96	26-03-18	7+	DIED BEFORE STOOL			Y	N	UK	DIED	98
78	HYDERABAD	HYDERABAD RURAL	SD/21/18/025	M	59	22-03-18	7+	06-04-18	07-04-18	NVI	Y	Y	Y	Y	102
79	JACOBABAD	THULL	SD/53/18/023	F	36	13-03-18	7+	29-03-18	31-03-18	NVI	N	Y	UK		111
80	JAMSHORO	SEHWAN	SD/25/18/019	F	84	21-02-18	7+	DIED BEFORE STOOL			Y	N	Y	DIED	131
81	KASHMIRE	KASHMIRE	SD/54/18/015	F	80	31-03-18	7+	DIED BEFORE STOOL			Y	N	Y	DIED	93
82	KHAIRPUR	KOT DEJI	SD/43/18/036	F	24	18-03-18	7+	01-04-18	02-04-18	EV	N	Y	Y		106
83	KHAIRPUR	KINGRI	SD/43/18/039	F	24	31-03-18	7+	11-04-18		NVI	Y	Y	Y		93
84	KHIGADAP	GADAP	SD/63/18/014	M	21	06-01-18	7+	LATE NOTIFIED			Y	Y	UK	Y	177

**Table 7.4: AFP CASES PENDING FOR CLASSIFICATION
WITH DATE OF ONSET MORE THAN 90 DAYS* 2018 Page (3/3)**

S. No	DISTRICT	TEHSIL	EPID	SEX	AGE	DONSET	DOSESE	DSTOOL1	DSTOOL2	LAB	FEVER	ASVM	PROG	FUP	PEND (DAYS)
85	KHIGULBERG	GULBERG	SD/64/18/008	M	27	05-03-18	7+	28-03-18	30-03-18	NVI	N	N	N		119
86	KHIKORANGI	KORANGI	SD/68/18/009	M	36	16-02-18	7+	LATE NOTIFIED			Y	Y	Y	Y	136
87	KHIKORANGI	KORANGI	SD/68/18/014	M	120	02-04-18	7+	DIED BEFORE STOOL			Y	N	Y	DIED	91
88	KHINNAZIM	NNAZIM	SD/74/18/012	M	6	15-03-18	7+	12-04-18	13-04-18	VACC	Y	Y	Y	Y	109
89	KHISITE	SITE	SD/78/18/012	M	11	01-04-18	7+	LATE NOTIFIED			Y	N	Y		92
90	LARKANA	LARKANA	SD/51/18/024	M	48	08-03-18	7+	28-03-18	30-03-18	EV	Y	Y	Y		116
91	LARKANA	DOKRI	SD/51/18/034	M	60	18-03-18	7+	08-05-18	09-05-18	NVI	N	Y	Y		106
92	MIRPURKHAS	KOT GHULAM MOHD.	SD/31/18/006	M	84	06-02-18	7+				Y	N	Y		146
93	NFEROZ	MORO	SD/45/18/005	M	84	02-01-18	7+	17-01-18	18-01-18	EV	Y	N	Y		181
94	NFEROZ	BHIRIA	SD/45/18/012	M	48	21-03-18	7+	27-03-18		NVI	UK	UK	UK		103
95	SUJAWAL	JATI	SD/79/18/042	F	72	21-02-18	7+	19-04-18	20-04-18	EV	Y	Y	Y		131
96	SUKKUR	PANO AKIL	SD/41/18/015	M	27	16-03-18	7+	LATE NOTIFIED			Y	N	Y		108
97	THARPARKAR	NANGARPARKAR	SD/33/18/005	F	16	02-01-18	7+	31-01-18	01-02-18	NVI	N	Y	UK	Y	181
98	THATTA	THATTA	SD/22/18/010	M	86	15-02-18	7+	26-02-18	02-03-18	NVI	Y	N	UK	Y	137
99	ABOTABAD	HAWALLIAN	KP/10/18/014	F	119	26-02-18	7+	13-03-18	14-03-18	NVI	Y	Y	Y	Y	126
100	DIKHAN	DERA ISMAIL KHAN	KP/60/18/017	F	30	16-02-18	7+	10-03-18	11-03-18	NVI	N	Y	Y		136
101	KOHISTAN	DASSU	KP/13/18/006	M	164	25-02-18	7+	21-03-18	22-03-18	NVI	Y	N	N	Y	127
102	LAKKIMRWT	SERAI NAURANG	KP/62/18/019	M	10	20-02-18	7+	25-03-18	26-03-18	EV	Y	Y	Y	Y	132
103	LAKKIMRWT	LAKKI MARWAT	KP/62/18/035	M	20	28-02-18	7+	LATE NOTIFIED			Y	Y	Y	Y	124
104	LAKKIMRWT	LAKKI MARWAT	KP/62/18/052	M	21	23-03-18	7+				UK	Y	Y	Y	101
105	MARDAN	MARDAN	KP/40/18/036	M	6	04-02-18	7+	08-03-18	09-03-18	VACC	N	Y	Y	Y	148
106	MARDAN	TAKHT BAH	KP/40/18/067	M	37	07-03-18	7+	24-04-18	25-04-18	EV	Y	N	Y	Y	117
107	PESHAWAR	PESHAWAR	KP/30/18/064	M	36	06-02-18	7+	18-03-18	19-03-18	VACC	Y	Y	Y	Y	146
108	SWABI	SWABI	KP/41/18/030	M	18	26-02-18	7+	13-03-18	15-03-18	VACC	N	Y	Y		126
109	KABDULAH	CHAMAN	BN/14/18/005	F	12	07-02-18	7+	DIED BEFORE STOOL			Y	N	Y	DIED	145
110	SOHBATPUR	SOHBAT PUR	BN/66/18/004	M	48	16-03-18	7+	25-04-18	26-04-18	NVI	Y	Y	Y	Y	108
111	BAGH	BAGH	AJ/50/18/004	F	66	10-02-18	7+	21-02-18	26-02-18	NVI	N	Y	UK	Y	142
112	BAGH	BAGH	AJ/50/18/012	F	144	02-04-18	7+	30-04-18	08-05-18	NVI	Y	Y	Y		91
113	POONCH	ABBASPUR	AJ/40/18/007	M	24	20-01-18	7+	07-02-18	08-02-18	NVI	Y	Y	Y	Y	163
114	POONCH	HAJIRA	AJ/40/18/023	M	3	17-01-18	5	LATE NOTIFIED			N	Y	Y	Y	166
115	HUNZA	ALIABAD	GB/72/18/001	F	12	15-01-18	7+	04-03-18	05-03-18	NVI	UK	Y	UK		168
116	CDA	CDA	IB/01/18/014	M	79	26-02-18	3	17-03-18	19-03-18	NVI	N	Y	Y		126
117	ICT	ICT	IB/02/18/011	M	40	22-02-18	3	24-02-18		NVI	N	N	Y		130
118	ICT	ICT	IB/02/18/014	M	30	21-02-18	7+	28-02-18	28-02-18	NVI	Y	Y	Y		131
119	ICT	ICT	IB/02/18/019	M	95	08-03-18	3	22-03-18	23-03-18	NVI	N	N	Y		116
120	ICT	ICT	IB/02/18/017	F	156	12-03-18	3	21-03-18	29-03-18	NVI	N	Y	Y		112
121	ICT	ICT	IB/02/18/021	M	34	19-03-18	3	27-03-18		NVI	N	Y	Y		105
122	ICT	ICT	IB/02/18/023	F	92	07-03-18	3	31-03-18	02-04-18	EV	Y	Y	Y		117
123	KHYBER	BARA	FT/34/18/031	M	10	15-02-18	7+	14-03-18	15-03-18	NVI	Y	Y	Y	Y	137
124	KHYBER	JAMRUD	FT/34/18/032	F	15	10-02-18	7+	18-03-18	19-03-18	NVI	N	Y	Y	Y	142
125	KURRAM	LOWER KURRAM	FT/52/18/008	F	12	18-02-18	6	27-03-18	28-03-18	VACC	N	N	Y	Y	134
126	WAZIR-N	MIR ALI	FT/64/18/019	F	12	13-02-18	7+	DIED BEFORE STOOL			Y	N	Y	DIED	139
127	WAZIR-S	LADHA	FT/65/18/009	F	54	16-03-18	7+	16-04-18	17-04-18	NVI	N	N	Y		108

* Afp.rec Data as of 02-07-2018

€ Based on recall of parents

60 days Follow-up not done

FUP = Residual Weakness at 60 days follow up.