



**World Health
Organization**

**Weekly
AFP Surveillance Update
Pakistan**

Week 25 (*Ended on 23rd Jun, 2018*)

National Surveillance Cell

World Health Organization Country Office,
Chak Shahzad, Park Road,
Islamabad, Pakistan

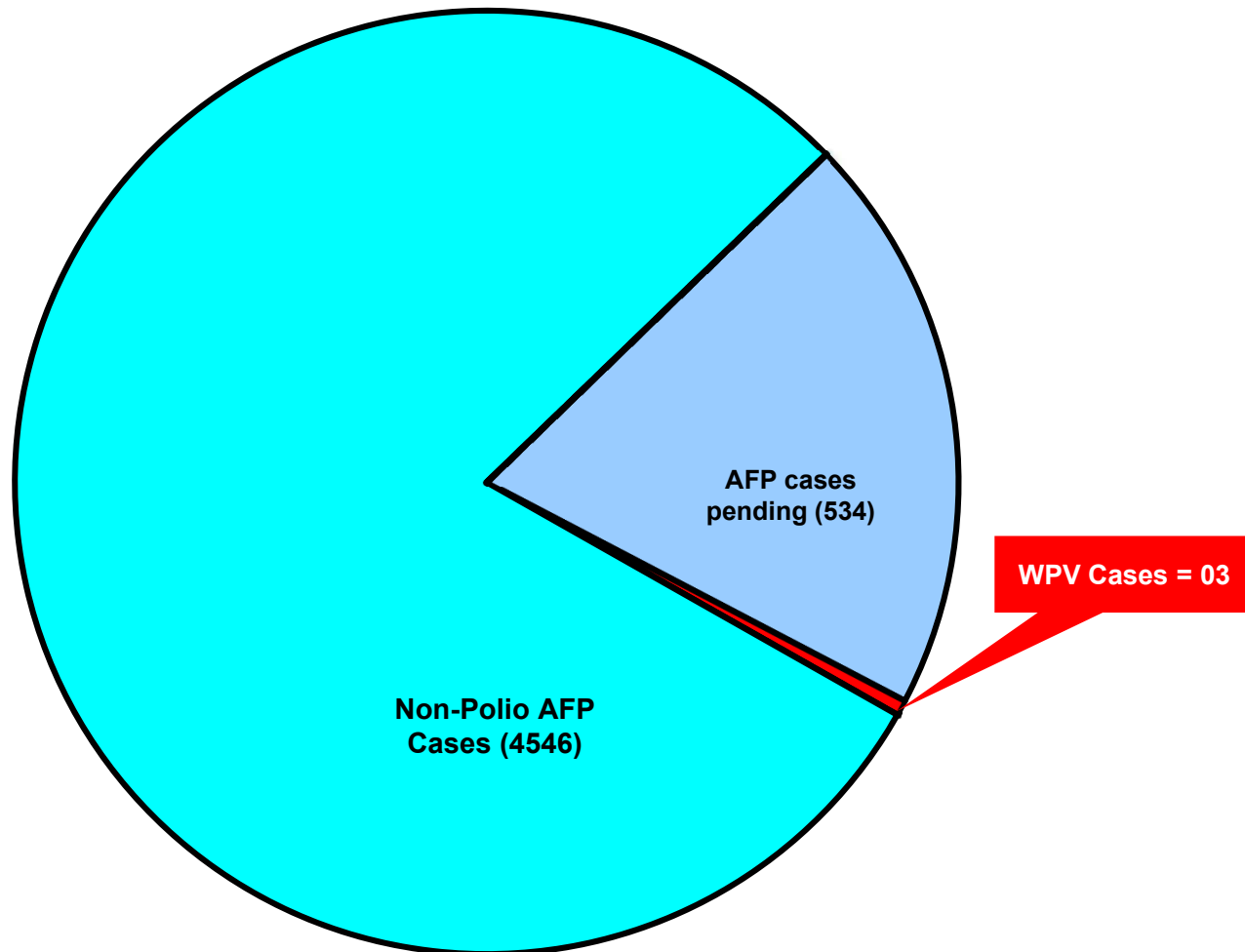
Tel: +92-51 9255123 / 9255282 /9255184

AFP Surveillance



<http://www.emro.who.int/pak/information-resources>

AFP Case Profile, 2018*



Total AFP Cases Reported = 5083

^ 337 Inadequate cases not due for FUP

^ 197 AFP Cases pending in Lab

^164 AFP Cases pending for classification by ERC

2017-^ 04 AFP Cases pending for classification by ERC

* Afp.rec Data as of 25-06-2018

Table 1.1: List of Confirmed Polio Cases, Pakistan 2018* (1/1)

S.NO.	PROVINCE/ REGION	DISTRICT	TEHSIL	EPID NO.	SEX	AGE (m)	DATE ONSET OF PARALYSIS	NO. OPV DOSES (based on parents recall)		FEVER	Asymmetric Paralysis	Rapid Progression	REFUSAL	WPV TYPE	GENETICS
								Routine	SIA's						Cluster
01	BALUCHISTAN	DUKI	DUKI	BN/65/18/003	M	38	08-Mar-18	0	7+	Y	Y	Y	N	NSL1	R4B5C4
02	BALUCHISTAN	DUKI	DUKI	BN/65/18/005	F	18	15-Apr-18	0	7	Y	Y	Y	N	NSL1	R4B5C4D
03	BALUCHISTAN	DUKI	DUKI	BN/65/18/007	M	18	18-May-18	0	3	Y	Y	Y	N	NSL1	R4B5C4D

Table 3: Urgent/ITD Pending Cases (1/1)

S. #	District	Basic information								OPV doses				Urgent		Prov Diagnosis	Lab update			Remarks	
		Tier	Tehsil	Union council	Epid number	Date of Onset	Age (M)	Sex	Date of 1st stool	Stool Adeq	RI	S1As	Last 6 S1As	Last dose	Field		NSC ‡	Lab No.	Days Inoc		Culture update
Isolates pending for ITSD																					
1	KAMBAR *	2	KAMBAR	KHAIR PUR	SD/55/18/039	02-Jun-18	17	M	07-Jun-18	Y	3	7+	6	09-May-18	N	N	ARTHRITIS	6695	12	L20B+	
2	LARKANA *	3	DOKRI	BADAH-1	SD/51/18/042	28-May-18	16	F	07-Jun-18	Y	3	7+	6		N	N	MUSCULAR STRAIN	6723	12	L20B+	
3	LARKANA *	3	RATO DERO	WARIS DINO	SD/51/18/043	29-May-18	54	M	09-Jun-18	Y	3	7+	6	09-May-18	N	N	WRST DROP	6698	12	L20B+	
Reported urgent (by field / NSC‡ criteria)																					
4	FAISLABAD	FSD CITY		UC-188	PB/51/18/112	18-Apr-18	19	M	03-Jun-18	N	3	7+	6	10-Apr-18	N	N	FOOT DROP / TRAUMATIC NEURITIS	6438	8	UP	Index of C-1 and C-3

* New addition § New results #Data not available ‡ NSC Criteria = Fever, Rapid Progress, Age < 48 months and OPV Doses < 7 UP = Under process
 Urgent (Field/NSC) / Inadequate specimens / Age 12-35 months / Zero OPV dose † Pending for genomic sequencing

Point in time comparison of Polio Cases by Province/Region 2017 - 2018*

Region/ Province	No. of polio cases		No. of infected districts/towns		Most recent polio case
	2017	2018	2017	2018	
Balochistan	1	3	1	1	18-May-18
Sindh	0	0	0	0	09-Nov-17
Khyber Pakhtunkhwa	0	0	0	0	21-Aug-17
FATA / FR Areas	0	0	0	0	27-Jul -16
G-Baltistan	1	0	1	0	13-Feb-17
Punjab	1	0	1	0	28-Jan-17
Pakistan	3	3	3	1	18-May-18

Eighteen additional district / town declared infected based on environmental samples in 2018

* Afp.rec Data as of 25-06-2018

Table 2: LAB Update 2018*

Month of Onset	AFP Cases	No virus isolated	Cases Under Process		Isolated Viruses from stools						
			Culture	ITD	Vaccine viruses		NPEV		Wild	Results within 14 days	
	n	n	n	n	n	%	n	%	n	n	%
January	1010	843	0	0	76	8	91	9%	0	1010	100%
February	895	716	0	0	74	8	105	12%	0	895	100%
March	970	769	0	0	28	3	172	18%	1	969	100%
April	984	734	2	0	31	3	217	22%	1	982	100%
May	958	685	23	2	27	3	219	23%	1	931	97%
June	268	98	146	1	2	1	20	7%	0	120	45%
Total	5085	3845	171	3	238	5	824	16%	03	4907	96%

* Data as of Jun 25, 2018

Comparison of Environmental Sampling Results, 2016-17*

DISTRICT	2017					2018					Last
	TOTAL	WILD			TOTAL	WILD					
	n	GRAB	BMFS	TOTAL		n	GRAB	BMFS	TOTAL		
		n	n	n	%		n	n	n	%	
LAHORE	30			0	0%	26			0	0%	18-Dec-17
MULTAN	17	1		1	6%	16			0	0%	9-Jan-17
DGKHAN	18			0	0%	12		1	1	8%	12-Feb-18
RAWALPINDI	14	3	2	5	36%	11	2	1	3	27%	10-May-18
FAISALABAD	12			0	0%	11			0	0%	2-Jul-16
SARGODHA	5			0	0%	5			0	0%	
BAHAWALPUR	5			0	0%	5			0	0%	
RAJANPUR						5			0	0%	
CDA	6	4		4	67%	5	1		1	20%	10-Jan-18
KHIGIQBAL	13	2	1	3	23%	10			0	0%	10-Oct-17
KHIGADAP	18	7		7	39%	15	5		5	33%	10-May-18
KHIBALDIA	6			0	0%	6			0	0%	3-Nov-17
KHILANDHI	6	3		3	50%	5	2		2	40%	20-Apr-18
KHIKORANGI	6			0	0%	4			0	0%	16-Oct-17
KHISITE	6			0	0%	6	1		1	17%	1-Jan-18
KHISADDAR						5			0	0%	
KHILIAQAT						4	1		1	25%	7-Mar-18
SUKKUR	14	1		1	7%	11		1	1	9%	8-Feb-18
HYDERABAD	6			0	0%	5	1		1	20%	9-Feb-18
JACOBABAD	6			0	0%	7	1	1	2	29%	7-Mar-18
SANGHAR	6			0	0%	1			0	0%	
DADU	6			0	0%	6			0	0%	
KAMBAR	6			0	0%	5	2		2	40%	7-May-18
PESHAWAR	15	3	2	5	33%	11	5	1	6	55%	24-May-18
DIKHAN	12			0	0%	10			0	0%	16-Jul-16
BANNU	4			0	0%	6		1	1	17%	31-Mar-18
KOHAT	6			0	0%	6	2		2	33%	27-Mar-18
CHARSADA	6			0	0%	5			0	0%	
MARDAN	6			0	0%	5			0	0%	
NOWSHERA	6			0	0%	5			0	0%	
KABDULAH	12	8		8	67%	11	1		1	9%	1-Jan-18
QUETTA	24	7	1	8	33%	21	4		4	19%	28-May-18
PISHIN	6	4		4	67%	6			0	0%	2-Oct-17
KHUZDAR	6			0	0%	5			0	0%	
LORALAI	6			0	0%	4	1		1	25%	17-Mar-18
ZHOB	6			0	0%	5			0	0%	18-Dec-17
WAZIR-S						2			0	0%	
BAJOUR						2	1		1	50%	19-May-18
PAKISTAN	321	43	6	49	15%	290	30	6	36	12%	28-May-18

* Data as of Jun 25, 2018

WPV and cVDPV Cases by District in 2018

PROVINCE	DISTRICT	WPV Cases		cVDPV Cases	
		Onset of Last Case	Cases	Onset of Last Case	Cases
BALUCHISTAN	DUKKI	18-May	3		

Map 2.1: Point in Time Comparison of Wild Polio virus Compatible and cVDPV2 isolates

Infected districts/Towns/Agencies/Areas

On the basis of WPV isolation

- WPV cases = 03
- Sewage water = 10 (no WPV case)
- Total = 13

2017

Source

AFP Surveillance

- P1 = 03
- Compatible = 0
- cVDPV Cases = -
- cVDPV Env = -

Sewage water

- Grab = 43
- BMFS = 06

Infected districts/Towns/Agencies/Areas

On the basis of WPV isolation

- WPV cases = 01
- Sewage water = 18 (no WPV case)
- Total = 19

2018

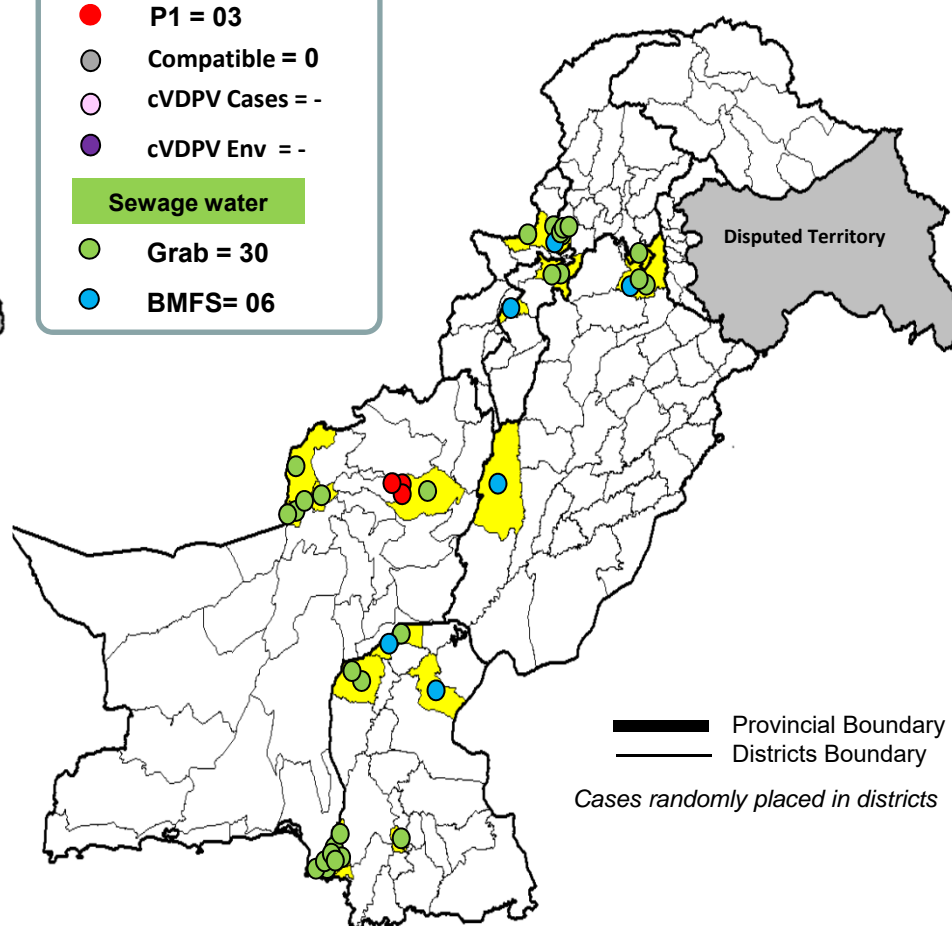
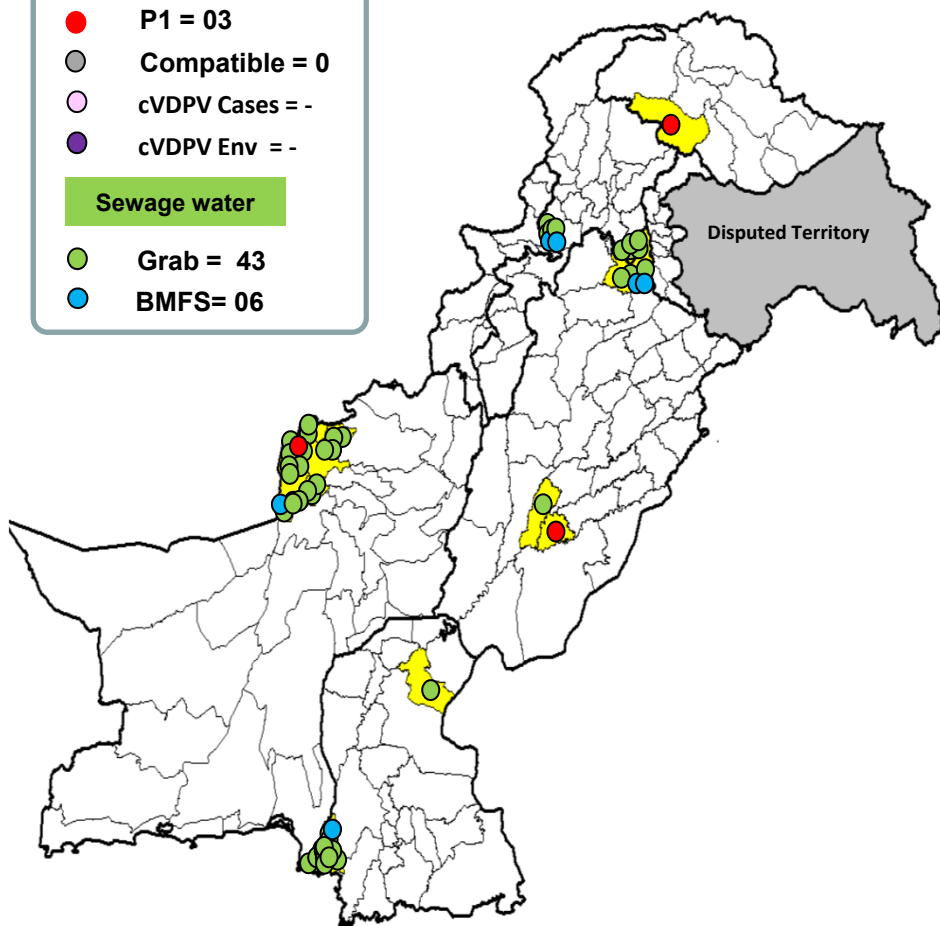
Source

AFP Surveillance

- P1 = 03
- Compatible = 0
- cVDPV Cases = -
- cVDPV Env = -

Sewage water

- Grab = 30
- BMFS = 06



— Provincial Boundary
 — Districts Boundary

Cases randomly placed in districts




* Afp.rec Data as of 25-06-2018

Map1: Distribution of Wild Polio Cases Pakistan 2017-2018*

Districts/Towns with Wild Polio Cases = 01



Province/ Country	Date of Last Case		Number of cases 2017		Number of cases 2018	
	P1	P3	P1	P3	P1	P3
FATA	Jul, 2016	Apr, 2012	-	-	-	-
KHYBER- PAKHTUNKHWA	Aug, 2017	Oct, 2010	01	-	-	-
SINDH	Nov, 2017	Jan, 2010	02	-	-	-
BALUCHISTAN	Apr, 2018	Apr, 2010	03	-	03	-
PUNJAB	Jan, 2017	Jun, 2010	01	-	-	-
AJK	Jun, 2000	Jun, 2000	-	-	-	-
GILGIT- BALTISTAN	Feb, 2017	-	01	-	-	-
ISLAMABAD	Sep, 2008	Sep, 2008	-	-	-	-
PAKISTAN	Apr, 2018	Apr, 2012	08	-	03	-

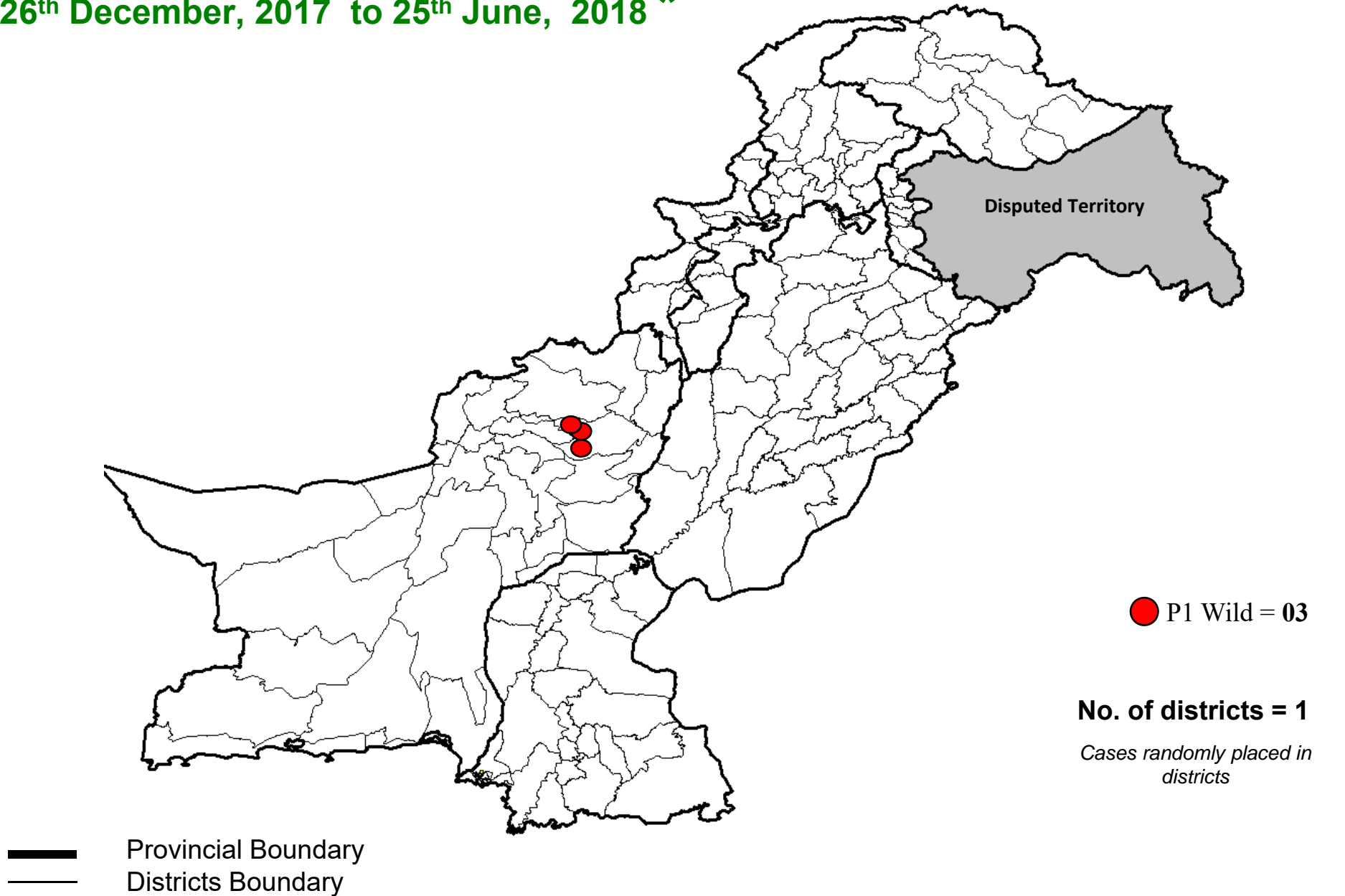
-  District with last polio case in province
-  Provincial Boundary
-  Districts Boundary

Cases randomly placed in districts

* Afp.rec Data as of 25-06-2018

Map 3: Wild Polio cases in the last 6 months

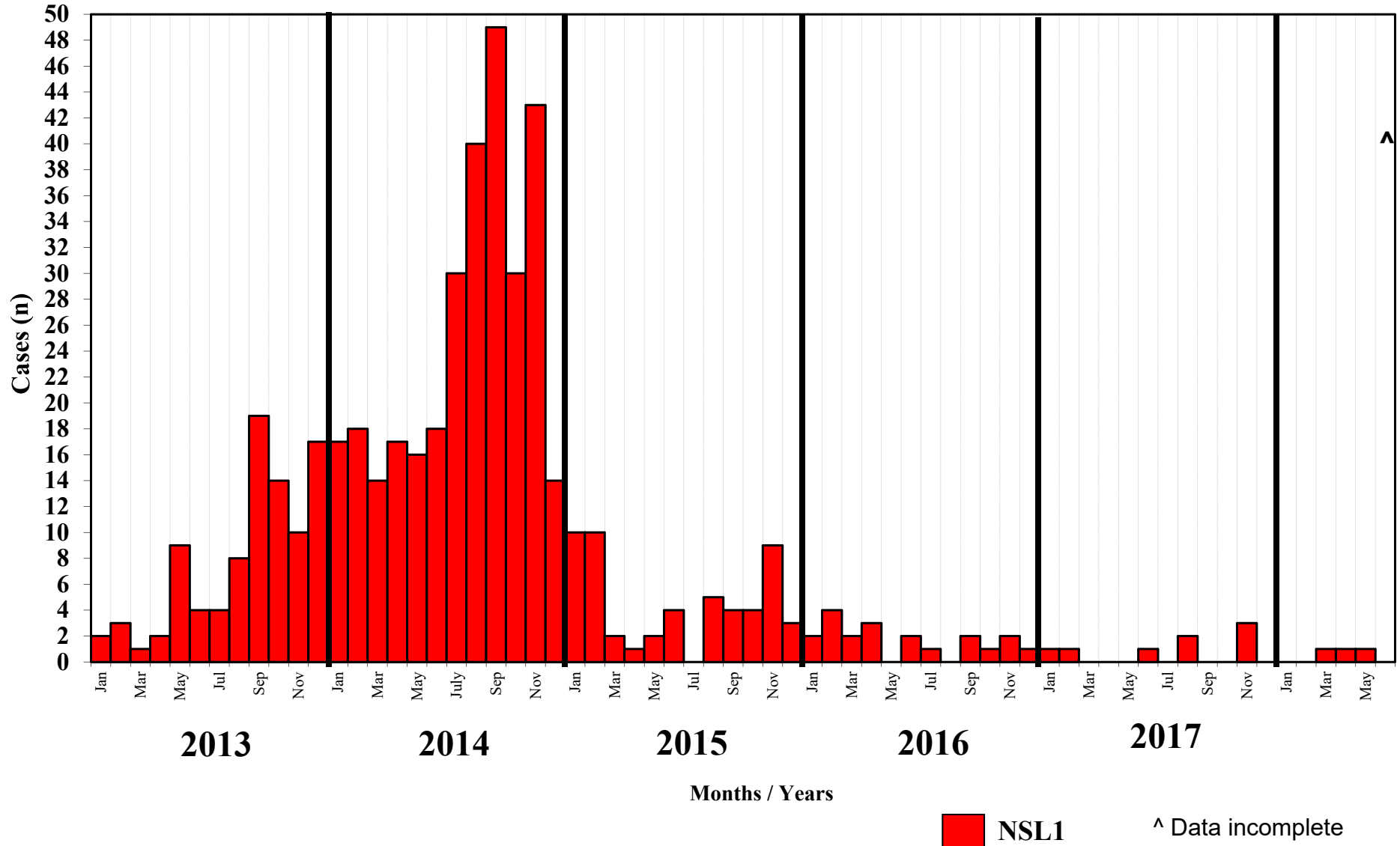
26th December, 2017 to 25th June, 2018 *



* Afp.rec Data as of 25-06-2018

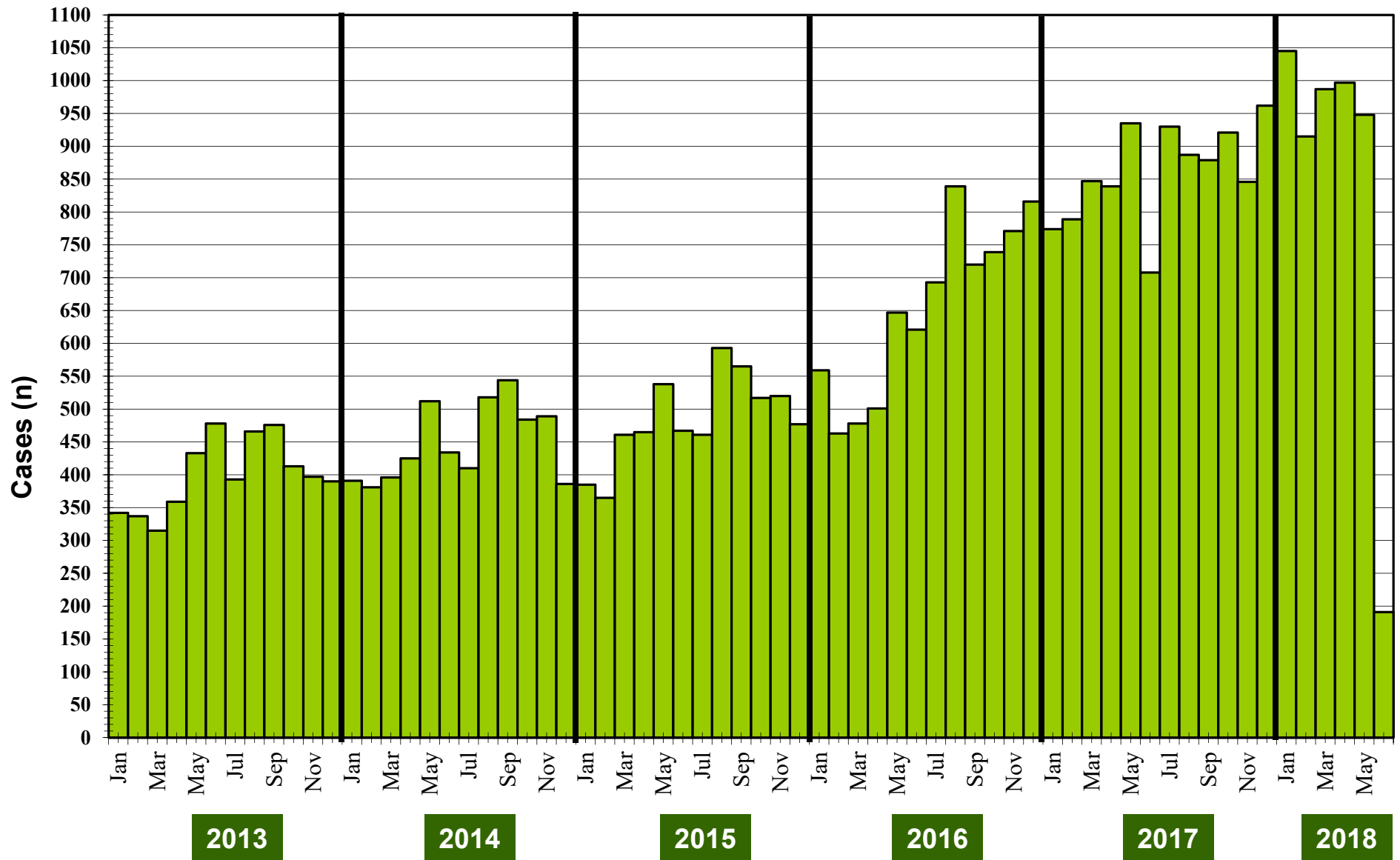
Confirmed Polio Cases 2013-2018*

2018



* Afp.rec Data as of 25-06-2018

Graph 1: Distribution of AFP Cases by Month, Pakistan 2013-2018*



* Afp.rec Data as of 11-06-2018

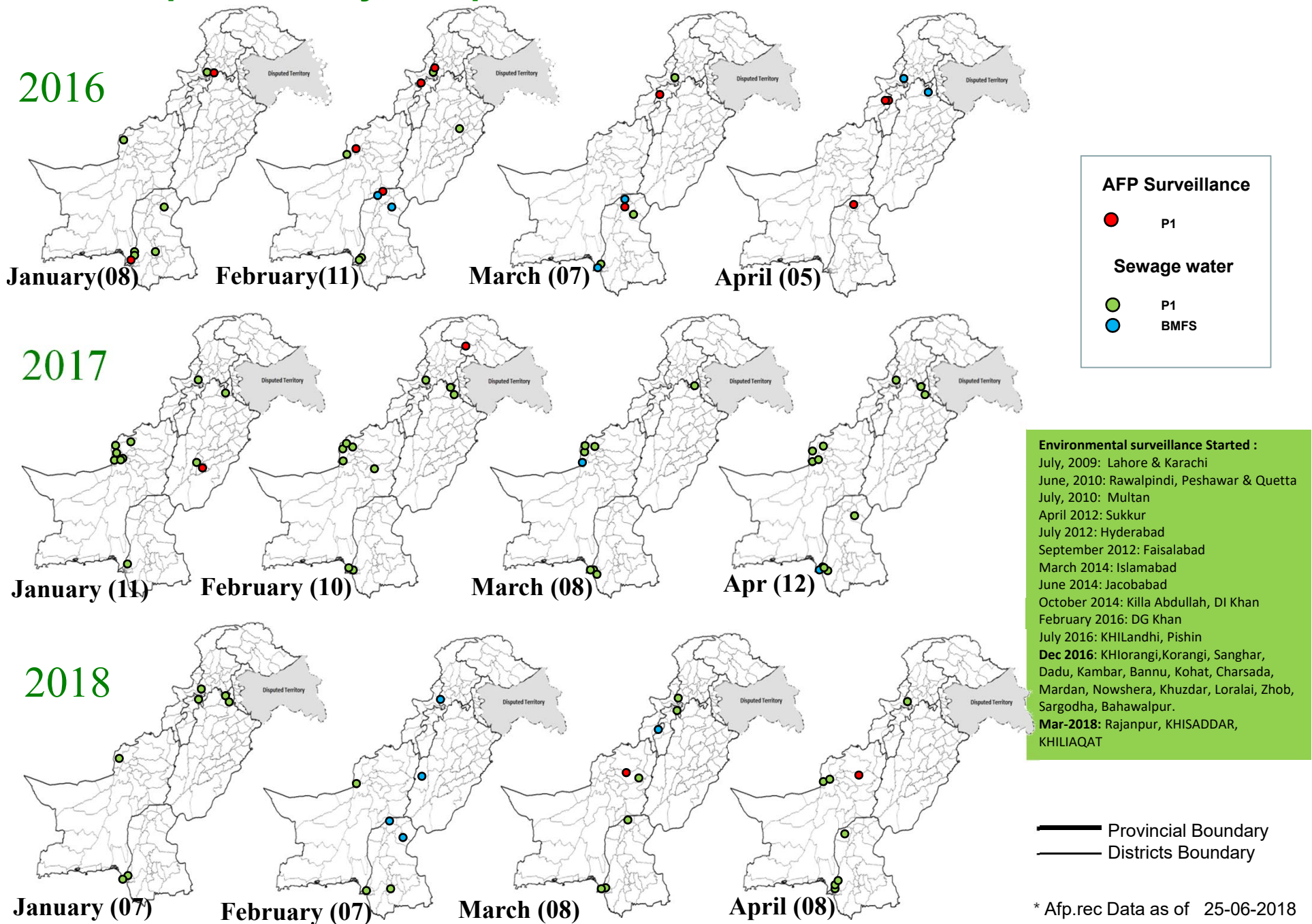
**Table 4: Distribution of AFP Cases By Week of Onset ^
Pakistan- 2017-2018* [Week number / Ending on]**

PROVINCE	W 10 10 Mar 2018	W 11 17 Mar 2018	W 12 24 Mar2 018	W 13 31 Mar 2018	W 14 7 Apr 2018	W 15 14 Apr 2018	W 16 21 Apr 2018	W 17 28 Apr 2018	W 18 05 May 2018	W 19 12 May 2018	W 20 19 May 2018	W 21 26 May 2018	W 22 01 Jun 2018	W 23 08 Jun 2018	W 24 15 Jun 2018
PUNJAB	88	99	86	97	106	103	112	96	123	130	99	99	82	57	4
SINDH	37	54	51	45	48	53	40	37	45	41	29	34	36	13	0
FATA	17	15	6	14	20	19	13	8	23	14	7	5	1	3	1
BALUCHISTAN	12	12	7	15	13	16	10	15	8	9	7	8	9	8	0
AJK	4	5	1	5	11	2	6	2	7	5	3	1	4	3	0
GILGIT BILTISTAN	2	2	5	4	2	6	2	2	2	3	3	2	2	0	0
ISLAMABAD	5	2	5	2	1	0	1	2	2	1	0	0	2	0	0
KPAKHTUNKHWA	46	43	49	44	59	53	30	40	51	52	36	35	34	23	1
PAKISTAN	211	232	210	226	260	252	214	202	261	255	184	184	170	107	6

* Afp.rec & Afplab.rec: Data as of 11-06-2018

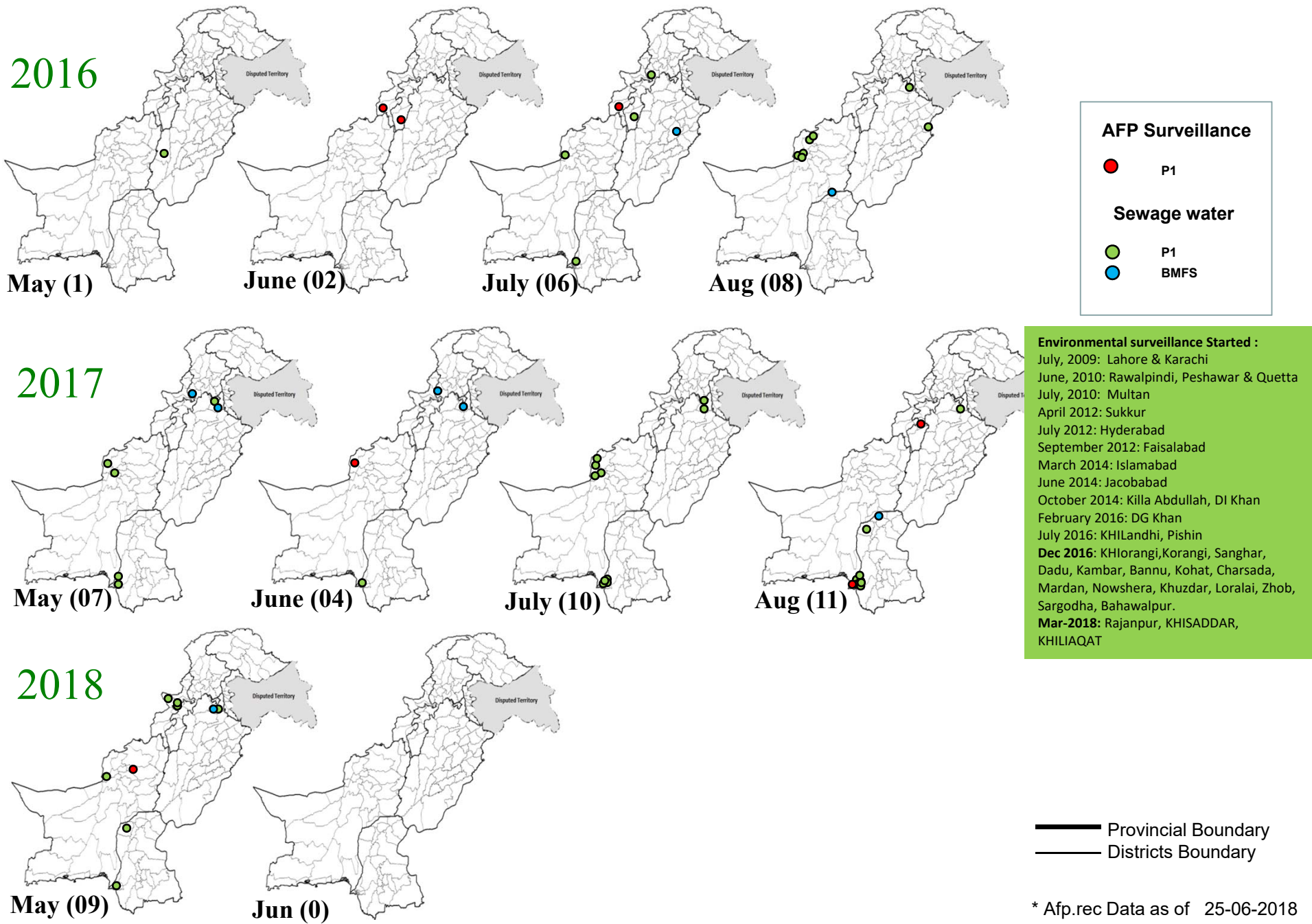
^ MMWR Epidemiological Weeks

Map 4: Monthly Comparison of Polio Cases/Isolates 2016-2018*



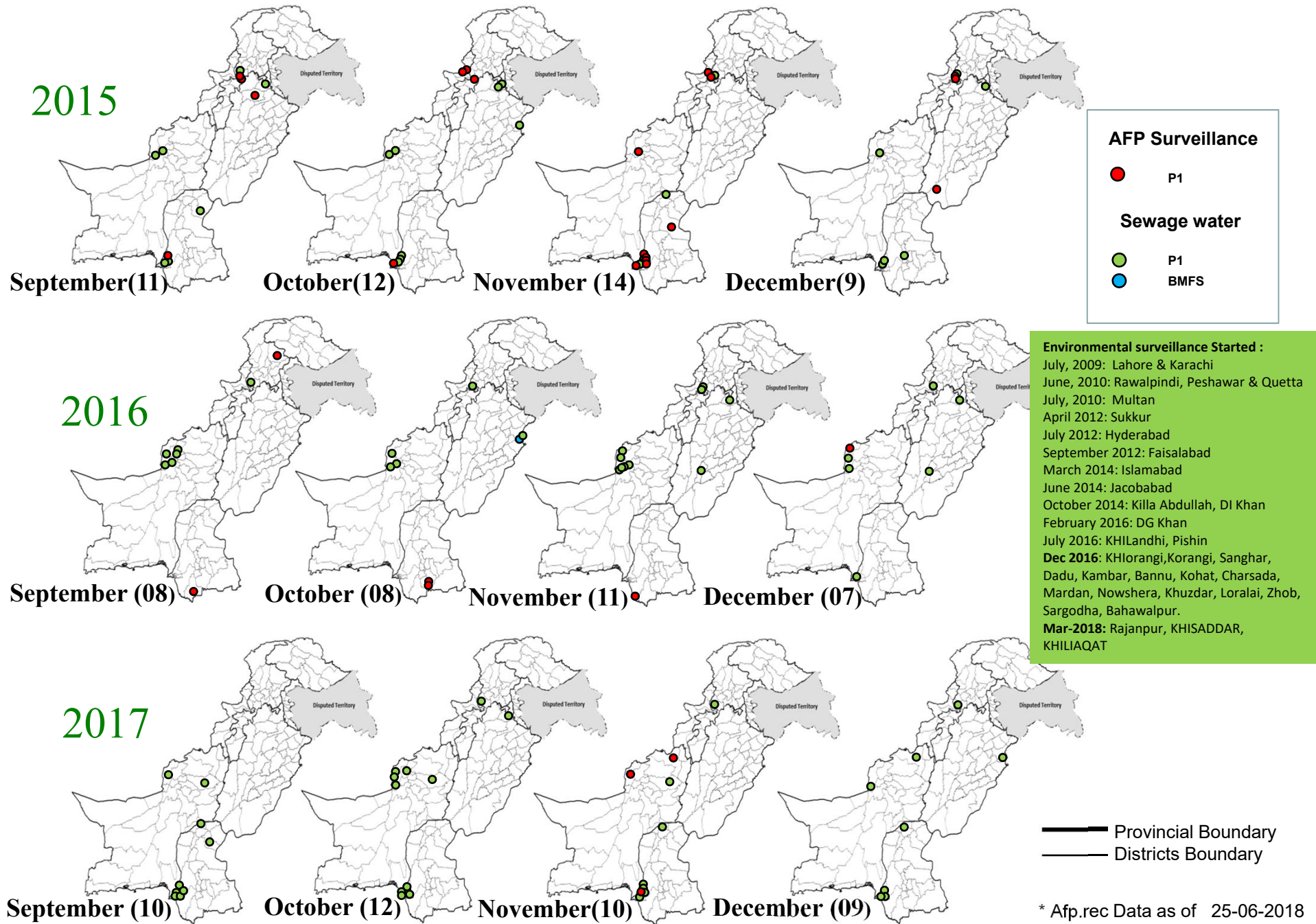
* Afp.rec Data as of 25-06-2018

Map 4.1: Monthly Comparison of Polio Cases/Isolates 2016-2018*



* Afp.rec Data as of 25-06-2018

Map 4.2: Monthly Comparison of Polio Cases/Isolates 2015-2017*



* Afp.rec Data as of 25-06-2018

Table 5: Polio Eradication Update, Pakistan 2015-2018*

Province/Region	Polio 1			
	2015	2016	2017	2018
FATA	16	02	-	-
KP	17	08	01	-
SINDH	12	08	02	-
PUNJAB	02	-	01	-
BALUCHISTAN	07	02	03	03
AJK	-	-	-	-
Gilgit-Baltistan	-	-	01	-
ISLAMABAD	-	-	-	-
PAKISTAN	54	20	08	03

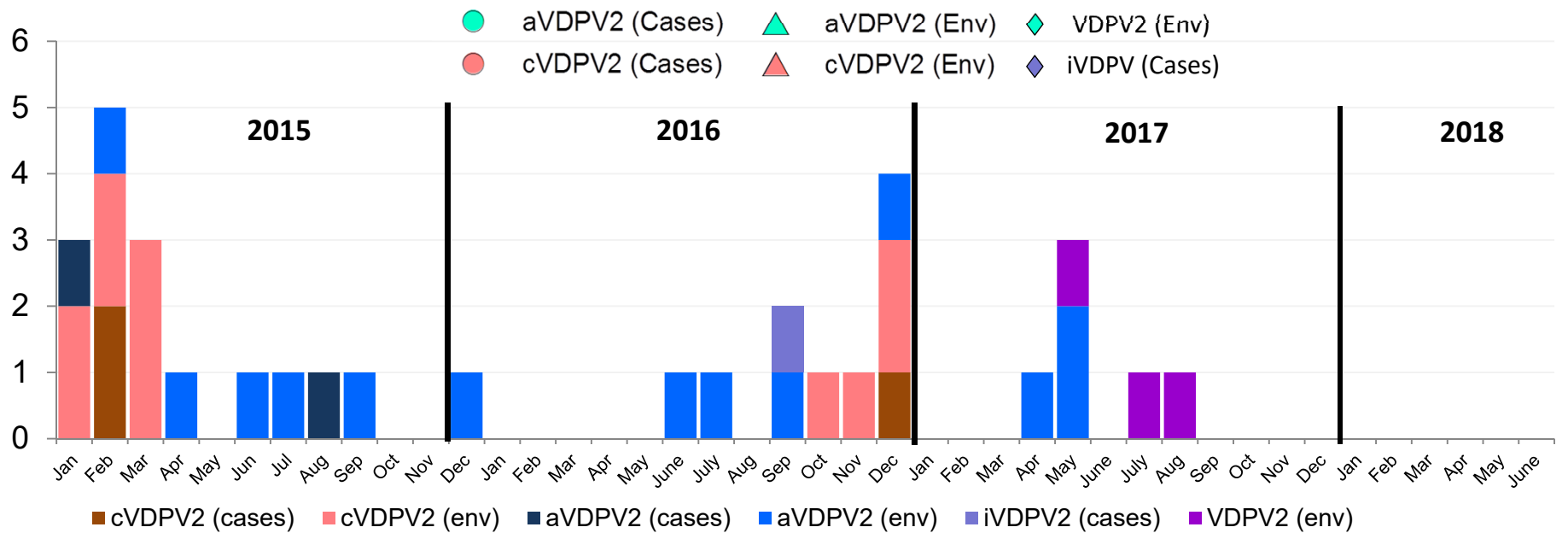
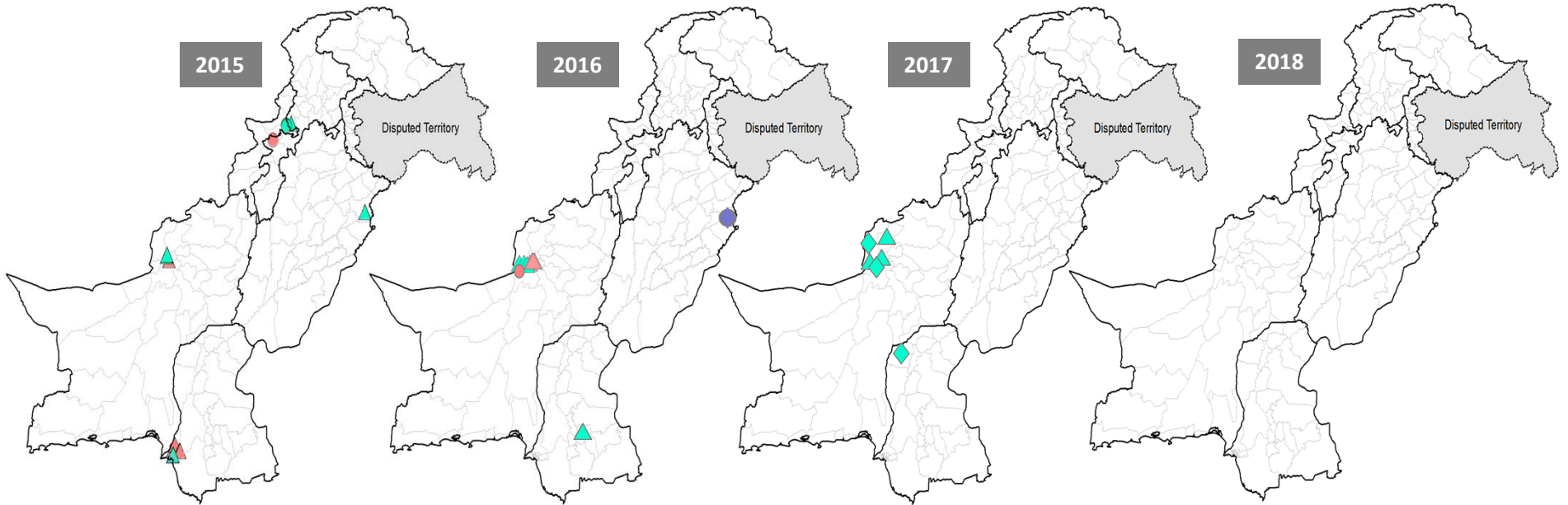


* Afp.rec Data as of 25-06-2018

VDPV2 isolates, 2014 to 2018*

DISTRICT	2014				2015				2016					2017					2018			
	aVDPV-2		cVDPV-2		aVDPV-2		cVDPV-2		aVDPV-2		iVDPV-2		cVDPV-2		VDPV2		aVDPV-2		cVDPV-2			
	Cases	Env	Cases	Env	Cases	Env	Cases	Env	Cases	Env	Cases	Env	Cases	Env	Env	Cases	Env	Cases	Env			
JAFARABAD																						
MASTUNG																						
PISHIN														1								
QUETTA					2		1			3			1	4		2				1		
KABDULAH																				1		
BALOCHISTAN					2		1			3			1	4		3				2		
FR BANNU				8																		
KHYBER	1		2		1		1															
MOHMAND																						
WAZIR-N	2		7																			
WAZIR-S	1																					
FATA	4		17		1		1															
BANNU			1																			
HANGU							1															
LAKKIMRWT			1																			
PESHAWAR			1				1															
KPAKHTUNKHWA			3		1		1															
LAHORE	1						1					1										
PUNJAB	1				1					1												
KAMBAR																				1		
KHIGADAP		2	1	7																6		
KHIGIQBAL		1					2															
KHIGULBERG							1															
HYDERABAD												1										
SINDH	3	1	7		1	2	6			1										1		
PAKISTAN	5	3	21	7	2	6	2	7		4	1		1	4		3				3		

VDPV isolates (Cases + ES), 2015 – 2018*



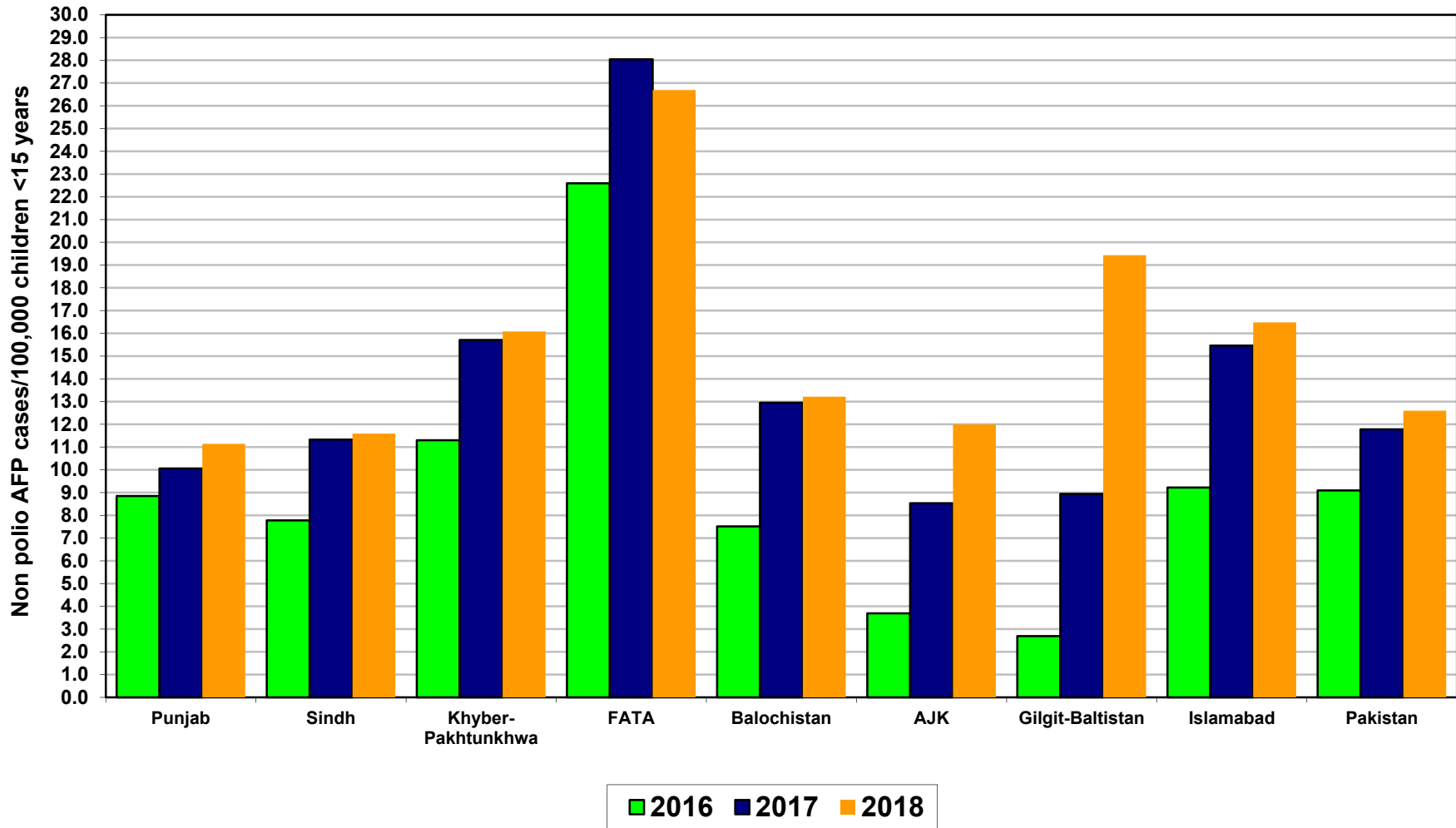
* Afp.rec Data as of 25-06-2018

Table 6: Vaccination status of non polio AFP cases age 6-59 months 2016-2018*

REGION	0 dose			1-2 doses			3 doses			4-6 doses			7+ doses		
	16	17	18	16	17	18	16	17	18	16	17	18	16	17	18
Central Punjab	0%	0%	0%	0%	0%	0%	1%	1%	2%	3%	3%	1%	97%	96%	97%
North Punjab	0%	0%	0%	0%	0%	1%	0%	1%	1%	2%	2%	2%	98%	97%	97%
South Punjab	0%	0%	0%	0%	0%	0%	0%	0%	0%	2%	2%	1%	98%	98%	98%
PUNJAB	0%	0%	0%	0%	0%	0%	0%	1%	1%	2%	2%	1%	97%	97%	97%
Karachi	0%	1%	0%	1%	1%	1%	1%	1%	2%	5%	7%	4%	93%	91%	93%
North Sindh	0%	0%	0%	0%	0%	0%	0%	0%	0%	5%	3%	2%	94%	97%	98%
South Sindh	0%	0%	0%	1%	0%	0%	1%	1%	0%	6%	4%	1%	92%	95%	98%
SINDH	0%	0%	0%	1%	0%	0%	1%	0%	1%	5%	4%	2%	93%	95%	97%
Central Khyber Pakhtunkhwa	0%	0%	0%	0%	1%	0%	0%	0%	0%	1%	1%	1%	99%	98%	98%
North Khyber Pakhtunkhwa	1%	0%	0%	1%	1%	0%	0%	1%	1%	2%	3%	2%	96%	94%	98%
South Khyber Pakhtunkhwa	0%	0%	1%	1%	2%	0%	1%	2%	1%	1%	4%	2%	96%	92%	96%
Khyber Pakhtunkhwa	0%	0%	0%	1%	1%	0%	0%	1%	0%	1%	3%	2%	97%	95%	98%
FATA	0%	0%	0%	2%	0%	1%	1%	1%	1%	10%	8%	4%	88%	91%	95%
Rest of Balochistan	7%	3%	0%	7%	9%	4%	2%	4%	0%	23%	13%	15%	62%	71%	81%
North Balochistan	0%	4%	0%	3%	6%	3%	3%	2%	0%	10%	10%	6%	83%	78%	91%
Quetta Block	1%	0%	2%	1%	1%	0%	4%	0%	0%	10%	7%	0%	83%	92%	98%
BALUCHISTAN	2%	2%	1%	3%	4%	2%	3%	3%	0%	13%	10%	8%	80%	82%	90%
PAKISTAN	0%	0%	0%	1%	1%	0%	1%	1%	1%	4%	4%	2%	95%	95%	96%

* Afp.rec Data as of 25-06-2018

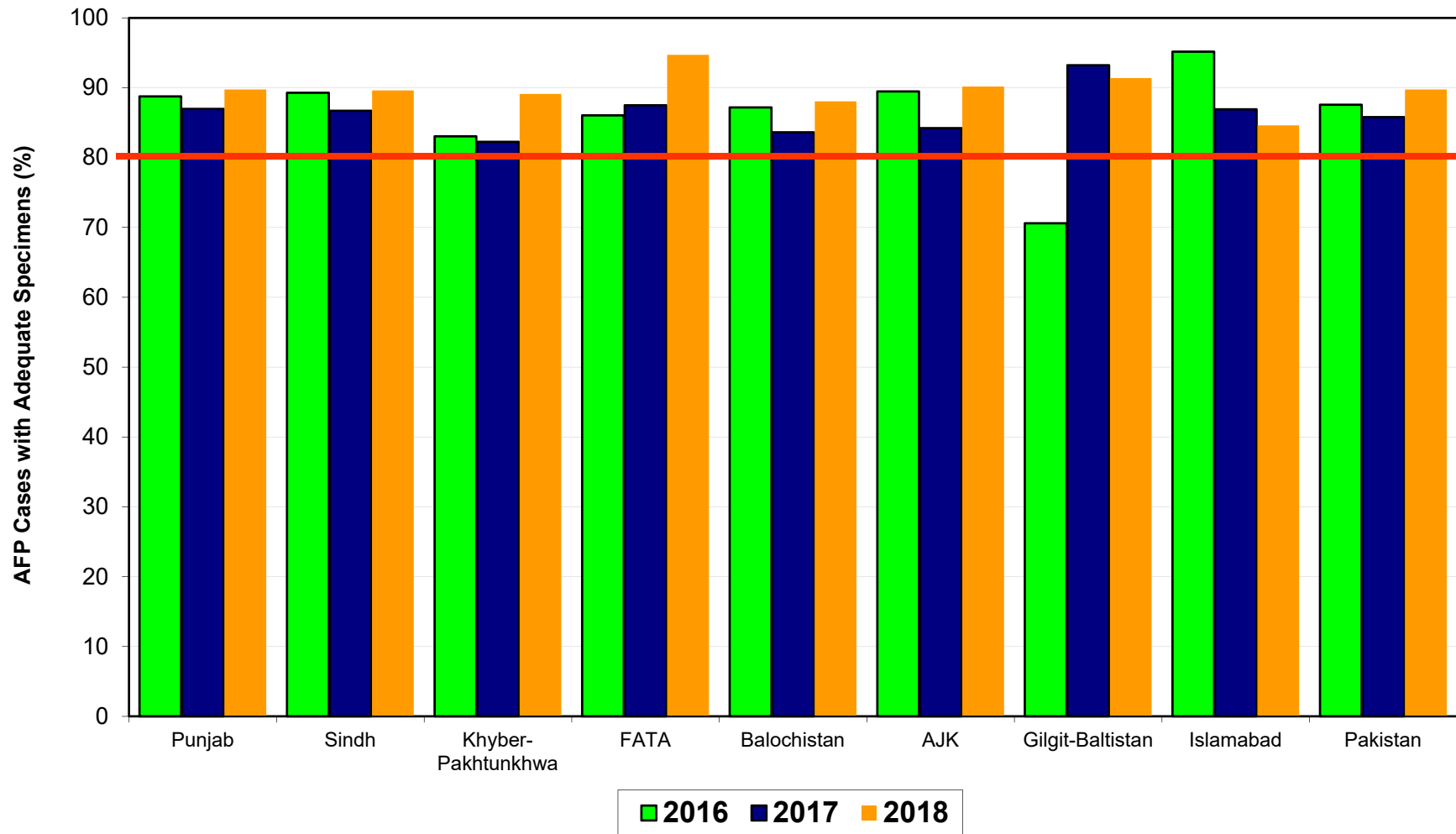
Non Polio AFP Rate By Province/Regions, 2016-2018*



Minimum Target Non-Polio AFP Rate for Tier-1 and Tier-2 districts is 6/100000 < 15 years of the age
 Minimum Target Non-Polio AFP Rate for Tier-3 and Tier-4 districts is 3/100000 < 15 years of the age

* Afp.rec Data as of 25-06-2018

Percent AFP Cases with Adequate Specimens By Province/Regions, 2016-2018*



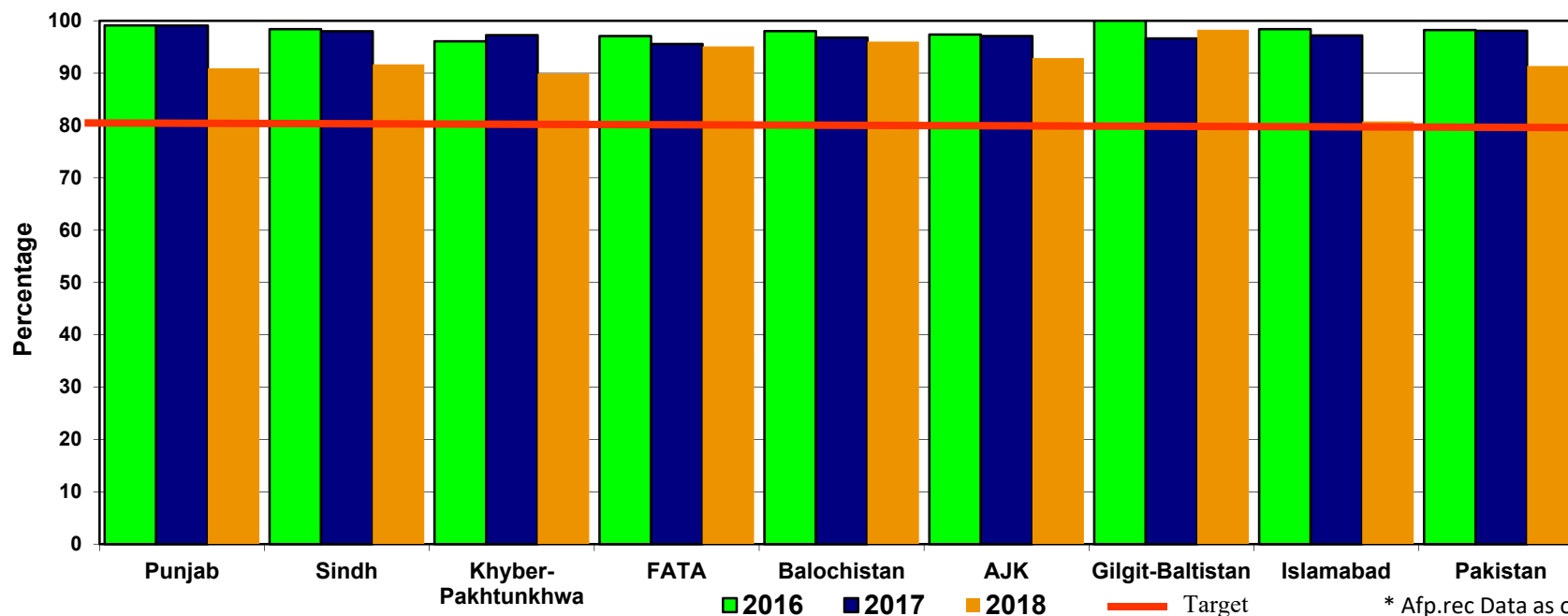
* Afp.rec Data as of 25-06-2018

— Target Adequate Sample cases = 80%

**Graph 5: Percent AFP Cases Notified within 07 days of paralysis onset
2016 - 2018*; By Province/Regions**

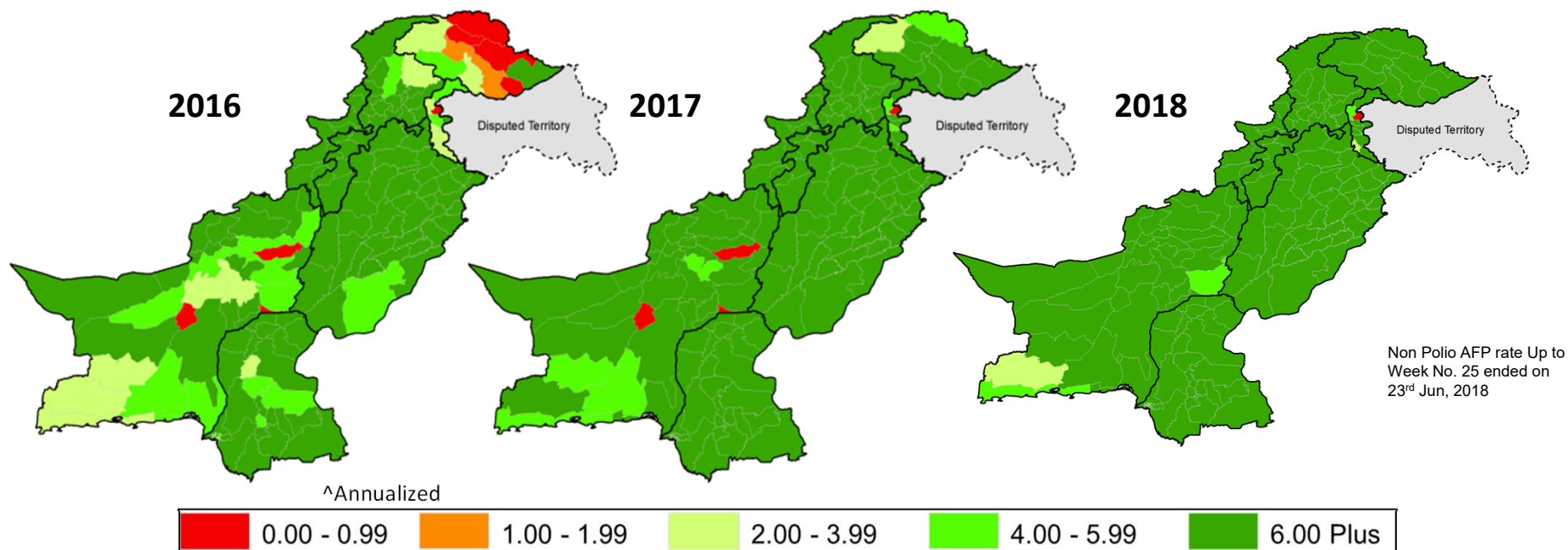


**Graph 6: Percent AFP Cases Investigated within 48 hours of notification
2016 ~ 2018*; By Province/Regions**

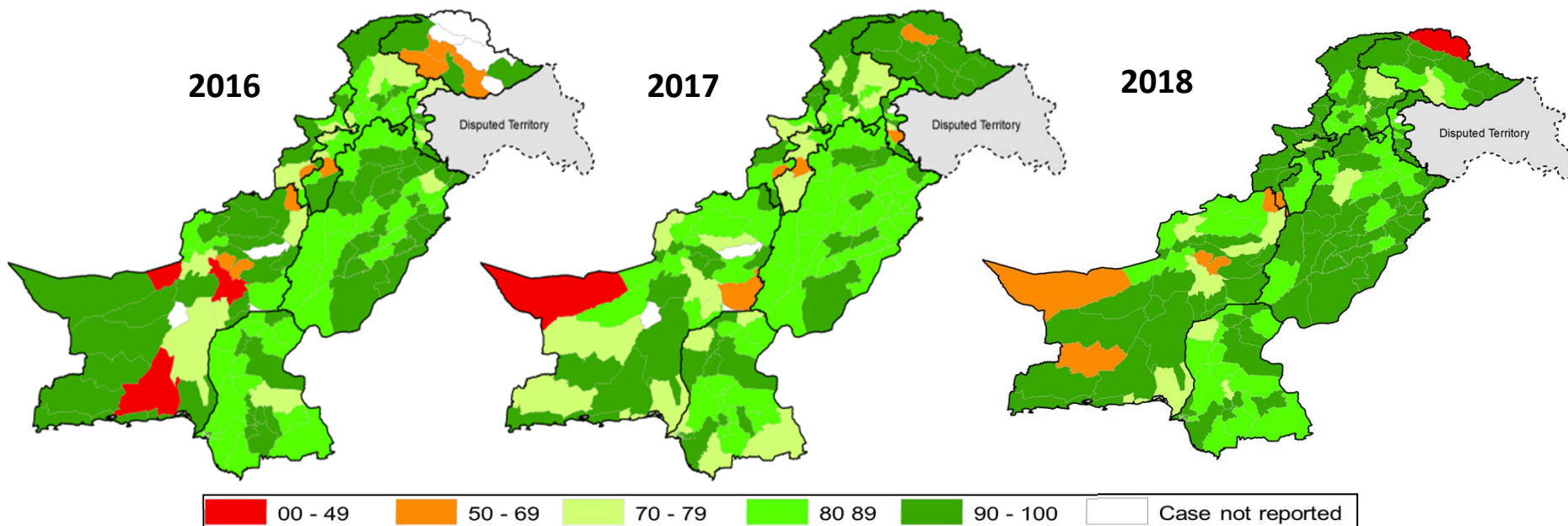


* Afp.rec Data as of 25-06-2018

Non-Polio ^ AFP Rate by District



Percent AFP Cases with Adequate Specimens, by District



**Table 7.3: AFP CASES PENDING FOR CLASSIFICATION
WITH DATE OF ONSET MORE THAN 90 DAYS* 2017**

S. No	DISTRICT	TEHSIL	EPID	SEX	AGE	DONSET	DOSE€	DSTOOL1	DSTOOL2	LAB	FEVER	ASYM	PROG	FUP	PEND (DAYS)	
1	KOHAT	KOHAT	KP/50/17/054	M	72	28-10-17	3	LATE NOTIFIED			Y	N	N	Y	240	
2	PESHAWAR	PESHAWAR	KP/30/17/284	F	5	10-10-17	6					N	Y	N	Y	258
3	SHANGLA	ALPURI	KP/26/17/059	F	14	09-12-17	7+					Y	N	Y	Y	198
4	ICT	ICT	IB/02/17/065	M	46	04-11-17	7+	29-12-17	30-12-17	VACC	Y	N	Y	Y	233	

* Afp.rec Data as of 25-06-2018

€ Based on recall of parents

60 days Follow-up not done

FUP = Residual Weakness at 60 days follow up.

**Table 7.4: AFP CASES PENDING FOR CLASSIFICATION
WITH DATE OF ONSET MORE THAN 90 DAYS* 2018 Page (1/4)**

S. No	DISTRICT	TEHSIL	EPID	SEX	AGE	DONSET	DOSESE	DSTOOL1	DSTOOL2	LAB	FEVER	ASVM	PROG	FUP	PEND (DAYS)
1	BUNER	BUNER	KP/22/18/012	M	36	07-02-18	7+	06-04-18	07-04-18	NVI	UK	UK	UK		138
2	CHAKWAL	CHAKWAL	PB/13/18/044	M	14	22-03-18	7+	30-05-18	31-05-18	NVI	UK	UK	UK		95
3	KHUSHAB	KHUSHAB	PB/42/18/011	M	35	01-03-18	7+	18-03-18	19-03-18	NVI	UK	UK	UK		116
4	LAKKIMRWT	LAKKIMRWT	KP/62/18/012	M	30	17-01-18	7+	18-02-18	19-02-18	VACC	UK	UK	UK		159
5	SHIKARPUR	SHIKARPUR	SD/52/18/024	M	96	12-03-18	7+	06-05-18	07-05-18	NVI	UK	UK	UK		105
6	BAHAWALPUR	YAZMAN	PB/71/18/025	M	30	19-02-18	7+				Y	N	Y	DIED	126
7	BAHAWALPUR	BWP SADAR	PB/71/18/027	M	39	30-01-18	7+				N	Y	Y	DIED	146
8	BAHWLNAGAR	MINCHANABA	PB/73/18/001	M	36	05-01-18	7+				N	N	Y	DIED	171
9	BAHWLNAGAR	MINCHANABA	PB/73/18/012	M	84	04-02-18	7+				Y	Y	Y	DIED	141
10	BAHWLNAGAR	BAHAWALNAGAR	PB/73/18/025	M	14	05-02-18	7+				Y	Y	Y	Y	140
11	BAHWLNAGAR	CHISHTIAN	PB/73/18/028	F	48	02-03-18	7+	12-04-18	14-04-18	NVI	Y	Y	Y	Y	115
12	BAHWLNAGAR	BAHAWALNAGAR	PB/73/18/033	F	150	10-02-18	7+				N	N	Y		135
13	DGKHAN	DG KHAN	PB/81/18/022	M	96	27-01-18	7+	18-02-18	20-02-18	NVI	Y	Y	Y	Y	149
14	DGKHAN	DG KHAN	PB/81/18/023	F	5	09-02-18	6	25-02-18	27-02-18	NVI	Y	Y	Y	Y	136
15	DGKHAN	TAUNSA	PB/81/18/028	F	23	20-02-18	7+	22-02-18	22-02-18	NVI	Y	Y	Y	Y	125
16	DGKHAN	DG KHAN	PB/81/18/029	M	13	22-01-18	7+	24-02-18	25-02-18	NVI	N	Y	Y	Y	154
17	DGKHAN	DG KHAN	PB/81/18/040	DG KHAN	7	02-01-18	7+	02-03-18	04-03-18	NVI	N	N	Y	Y	174
18	DGKHAN	DG KHAN	PB/81/18/057	F	12	14-03-18	7+	31-03-18	01-04-18	NVI	N	N	Y	Y	103
19	DGKHAN	DG KHAN	PB/81/18/101	F	8	15-03-18	7+				N	Y	Y	Y	102
20	DGKHAN	DG KHAN	PB/81/18/110	F	32	02-03-18	7+				Y	Y	Y	Y	115
21	FAISALABAD	JARANWALA	PB/51/18/099	F	110	10-03-18	7+				Y	Y	Y		107
22	GUJRANWALA	WAZIRABAD TOWN	PB/21/18/025	F	17	17-01-18	7+	17-02-18	18-02-18	NVI	Y	N	Y	DIED	159
23	GUJRANWALA	KAMOKE TOWN	PB/21/18/082	M	4	08-02-18	4	18-05-18	26-05-18	NVI	Y	N	Y		137
24	GUJRAT	KHARIAN	PB/23/18/038	F	58	11-03-18	7+				N	N	Y		106
25	LAHORE	SHALIMAR TOWN	PB/31/18/050	F	72	04-02-18	7+	28-02-18	01-03-18	NVI	N	Y	Y	Y	141
26	LAYYAH	KAROR LAL ESAN	PB/84/18/012	M	24	24-02-18	7+	12-03-18	13-03-18	NVI	Y	N	Y	Y	121
27	LODHRAN	LODHRAN	PB/64/18/009	F	35	07-01-18	7+	03-02-18	04-02-18	NVI	Y	Y	Y	Y	169
28	MULTAN	MULTAN RURAL	PB/61/18/027	F	12	17-02-18	7+	15-03-18	16-03-18	NVI	Y	Y	Y	Y	128
29	MULTAN	MULTAN URBAN	PB/61/18/035	F	145	24-03-18	7+	08-04-18	09-04-18	NVI	N	Y	Y	Y	93
30	MULTAN	MULTAN URBAN	PB/61/18/029	M	88	10-01-18	7+				Y	Y	Y	Y	166
31	MUZFARGARH	ALIPUR	PB/83/18/056	M	7	01-03-18	7+	17-03-18	18-03-18	NVI	Y	Y	Y	Y	116
32	MUZFARGARH	JATOI	PB/83/18/087	M	30	22-03-18	7+	21-04-18	22-04-18	NVI	Y	Y	Y	Y	95
33	MUZFARGARH	ALIPUR	PB/83/18/076	F	18	15-03-18	7+	20-04-18	22-04-18	NVI	Y	Y	Y	Y	102
34	OKARA	DEPALPUR	PB/34/18/015	F	3	03-02-18	3	20-02-18	22-02-18	NVI	N	N	N	Y	142
35	OKARA	DEPALPUR	PB/34/18/022	M	18	22-02-18	7+	15-03-18	16-03-18	NVI	Y	Y	Y	Y	123
36	OKARA	DEPALPUR	PB/34/18/028	M	156	13-01-18	7+				N	N	Y	Y	163
37	OKARA	DEPALPUR	PB/34/18/029	M	18	12-01-18	7+				N	Y	Y	Y	164
38	OKARA	DEPALPUR	PB/34/18/033	M	96	24-03-18	7+	07-04-18	11-04-18	NVI	N	Y	Y	Y	93
39	OKARA	OKARA	PB/34/18/038	M	127	23-03-18	7+	15-04-18	20-04-18	NVI	N	N	N	Y	94
40	PAKPATTEN	ARIFWALA	PB/66/18/021	F	70	23-03-18	7+	14-04-18	16-04-18	NVI	Y	N	Y	Y	94
41	RAJANPUR	RAJAN PUR	PB/82/18/006	M	48	23-01-18	7+				N	N	Y	DIED	153
42	RAJANPUR	RAJAN PUR	PB/82/18/011	M	33	05-02-18	7+	08-02-18	08-02-18	NVI	Y	Y	Y	Y	140

* Afp.rec Data as of 25-06-2018

€ Based on recall of parents

60 days Follow-up not done

FUP = Residual Weakness at 60 days follow up.

**Table 7.4: AFP CASES PENDING FOR CLASSIFICATION
WITH DATE OF ONSET MORE THAN 90 DAYS* 2018 Page (2/4)**

S. No	DISTRICT	TEHSIL	EPID	SEX	AGE	DONSET	DOSE€	DSTOOL1	DSTOOL2	LAB	FEVER	ASVM	PROG	FUP	PEND (DAYS)
43	RAJANPUR	ROJHAN	PB/82/18/010	M	115	29-01-18	7+	13-02-18	14-02-18	NVI	Y	Y	Y	Y	147
44	RAJANPUR	JAM PUR	PB/82/18/015	M	72	17-02-18	7+	20-02-18		NVI	Y	N	Y	DIED	128
45	RAJANPUR	RAJAN PUR	PB/82/18/016	F	25	04-02-18	7+	20-02-18	21-02-18	VACC	Y	Y	Y	Y	141
46	RAJANPUR	JAM PUR	PB/82/18/021	M	7	10-02-18	1	27-02-18	28-02-18	VACC	Y	Y	Y	Y	135
47	RAJANPUR	RAJAN PUR	PB/82/18/025	F	60	05-02-18	7+	09-03-18	10-03-18	NVI	N	N	Y	Y	140
48	RYKHAN	RAHIMYAR KHAN	PB/72/18/034	F	30	02-02-18	7+	20-02-18	22-02-18	NVI	Y	Y	Y	Y	143
49	RYKHAN	KHANPUR	PB/72/18/060	M	72	07-01-18	7+	10-03-18	11-03-18	NVI	N	Y	Y	Y	169
50	RYKHAN	LIAQUAITPUR	PB/72/18/078	F	23	24-03-18	7+	DIED BEFORE STOOL			Y	N	Y	DIED	93
51	RYKHAN	SADIQABAD	PB/72/18/082	M	96	21-03-18	7+				Y	N	Y	DIED	96
52	RYKHAN	RAHIMYAR KHAN	PB/72/18/098	M	27	13-03-18	7+	20-04-18	21-04-18	NVI	N	Y	Y	Y	104
53	SARGODHA	SAHIWAL	PB/41/18/006	M	144	05-01-18	7+	10-02-18	11-02-18	NVI	N	Y	Y	Y	171
54	SARGODHA	SHAHPUR	PB/41/18/008	M	22	12-01-18	7+	13-02-18	14-02-18	NVI	Y	Y	Y	Y	164
55	SARGODHA	SARGODHA	PB/41/18/018	F	120	14-02-18	7+	05-03-18	07-03-18	NVI	Y	N	Y	DIED	131
56	SARGODHA	SILANWALI	PB/41/18/021	F	20	08-03-18	7+	DIED BEFORE STOOL			Y	N	Y	DIED	109
57	SARGODHA	SILANWALI	PB/41/18/025	M	24	08-02-18	7+	27-03-18	28-03-18	NVI	Y	Y	Y	Y	137
58	SARGODHA	SARGODHA	PB/41/18/029	F	24	22-03-18	7+	11-04-18	12-04-18	EV	N	N	Y	Y	95
59	SARGODHA	BHULWAL	PB/41/18/037	M	52	01-01-18	7+	LATE NOTIFIED			N	N	UK	Y	175
60	SHEIKHUPURA	FEROZEWALA	PB/33/18/028	F	34	31-01-18	7+	24-02-18	25-02-18	NVI	N	N	Y	Y	145
61	SIALKOT	SAMBRIAL	PB/25/18/019	M	22	05-01-18	7+	09-02-18	11-02-18	NVI	Y	Y	Y	Y	171
62	VEHARI	VEHARI	PB/63/18/016	M	72	17-02-18	7+	03-03-18	07-03-18	NVI	N	N	Y	Y	128
63	VEHARI	BUREWALA	PB/63/18/019	M	48	10-02-18	7+	17-03-18	19-03-18	NVI	Y	Y	Y	Y	135
64	VEHARI	BUREWALA	PB/63/18/029	M	37	22-03-18	7+	13-04-18	14-04-18	NVI	Y	N	Y	Y	95
65	VEHARI	MAILSI	PB/63/18/048	M	16	18-03-18	7+	LATE NOTIFIED			Y	Y	Y	Y	99
66	BADIN	GOLARCHI	SD/23/18/015	F	48	03-01-18	7+	LATE NOTIFIED			Y	Y	Y	Y	173
67	BADIN	TANDO BAGO	SD/23/18/021	M	18	17-03-18	7+	31-03-18	01-04-18	NVI	Y	Y	Y		100
68	DADU	DADU	SD/24/18/010	F	48	08-01-18	7+	06-02-18	07-02-18	EV	Y	Y	Y		168
69	DADU	MEHAR	SD/24/18/014	F	18	01-02-18	7+	17-02-18	18-02-18	EV	Y	Y	Y		144
70	GHOTKI	UBAURO	SD/42/18/012	F	60	02-02-18	7+	DIED BEFORE STOOL			Y	Y	Y	DIED	143
71	GHOTKI	GHOTKI	SD/42/18/014	F	120	27-01-18	7+	17-02-18	18-02-18	NVI	Y	N	UK	Y	149
72	GHOTKI	KHAN GARH	SD/42/18/029	F	96	26-03-18	7+	DIED BEFORE STOOL			Y	N	UK	DIED	91
73	HYDERABAD	HYDERABAD RURAL	SD/21/18/025	M	59	22-03-18	7+	06-04-18	07-04-18	NVI	Y	Y	Y	Y	95
74	JACOBABAD	THULL	SD/53/18/012	F	54	25-01-18	7+	16-02-18	18-02-18	EV	Y	Y	Y	Y	151
75	JACOBABAD	THULL	SD/53/18/023	F	36	13-03-18	7+	29-03-18	31-03-18	NVI	N	Y	UK		104
76	JAMSHORO	SEHWAN	SD/25/18/019	F	84	21-02-18	7+	DIED BEFORE STOOL			Y	N	Y	DIED	124
77	KAMBAR	SIJAWAL	SD/55/18/002	F	54	07-01-18	7+	23-01-18	24-01-18	NVI	Y	Y	Y	Y	169
78	KAMBAR	QUBO SAEED KHAN	SD/55/18/018	F	12	01-02-18	7+	19-03-18	20-03-18	EV	Y	N	Y	Y	144
79	KHAIRPUR	THARI MIR WAH	SD/43/18/024	M	30	20-01-18	7+	16-02-18	17-02-18	EV	N	Y	Y	Y	156
80	KHAIRPUR	KOT DEJI	SD/43/18/036	F	24	18-03-18	7+	01-04-18	02-04-18	EV	N	Y	Y		99
81	KHIGADAP	GADAP	SD/63/18/014	M	21	06-01-18	7+	LATE NOTIFIED			Y	Y	UK	Y	170
82	KHIGULBERG	GULBERG	SD/64/18/008	M	27	05-03-18	7+	28-03-18	30-03-18	NVI	N	N	N		112
83	KHIKORANGI	KORANGI	SD/68/18/009	M	36	16-02-18	7+	LATE NOTIFIED			Y	Y	Y	Y	129
84	KHILAYARI	LAYARI	SD/71/18/002	F	6	09-02-18	7+	DIED BEFORE STOOL			N	N	UK	DIED	136

* Afp.rec Data as of 25-06-2018

€ Based on recall of parents

60 days Follow-up not done

FUP = Residual Weakness at 60 days follow up.

**Table 7.4: AFP CASES PENDING FOR CLASSIFICATION
WITH DATE OF ONSET MORE THAN 90 DAYS* 2018 Page (3/4)**

S. No	DISTRICT	TEHSIL	EPID	SEX	AGE	DONSET	DOSESE	DSTOOL1	DSTOOL2	LAB	FEVER	ASVM	PROG	FUP	PEND (DAYS)
85	KHILIAQAT	LIAQAT	SD/70/18/005	M	40	06-03-18	7+	DIED BEFORE STOOL			Y	N	Y	DIED	111
86	KHINNAZIM	NNAZIM	SD/74/18/006	M	22	28-02-18	7+	DIED BEFORE STOOL			N	N	Y	DIED	117
87	KHINNAZIM	NNAZIM	SD/74/18/012	M	6	15-03-18	7+	12-04-18	13-04-18	VACC	Y	Y	Y	Y	102
88	KHINNAZIM	NNAZIM	SD/74/18/013	M	22	20-03-18	6	19-04-18	21-04-18	NVI	Y	N	Y	DIED	97
89	LARKANA	LARKANA	SD/51/18/024	M	48	08-03-18	7+	28-03-18	30-03-18	EV	Y	Y	Y		109
90	LARKANA	DOKRI	SD/51/18/034	M	60	18-03-18	7+	08-05-18	09-05-18	NVI	N	Y	Y		99
91	MIRPURKHAS	KOT GHULAM MOHD.	SD/31/18/006	M	84	06-02-18	7+	LATE NOTIFIED			Y	N	Y		139
92	MIRPURKHAS	MIRPURKHAS	SD/31/18/015	F	30	14-02-18	7+	31-03-18	02-04-18	EV	Y	Y	Y		131
93	NFEROZ	MORO	SD/45/18/005	M	84	02-01-18	7+	17-01-18	18-01-18	EV	Y	N	Y		174
94	NFEROZ	BHIRIA	SD/45/18/012	M	48	21-03-18	7+	27-03-18		NVI	UK	UK	UK		96
95	SUJAWAL	SUJAWAL	SD/79/18/003	M	36	06-01-18	7+	11-01-18		NVI	Y	N	Y	DIED	170
96	SUJAWAL	JATI	SD/79/18/042	F	72	21-02-18	7+	19-04-18	20-04-18	EV	Y	Y	Y		124
97	SUKKUR	PANO AKIL	SD/41/18/015	M	27	16-03-18	7+	LATE NOTIFIED			Y	N	Y		101
98	THARPARKAR	NANGARPARKAR	SD/33/18/005	F	16	02-01-18	7+	31-01-18	01-02-18	NVI	N	Y	UK	Y	174
99	THATTA	THATTA	SD/22/18/010	M	86	15-02-18	7+	26-02-18	02-03-18	NVI	Y	N	UK	Y	130
100	UMERKOT	UMERKOT	SD/34/18/008	M	48	25-01-18	7+	DIED BEFORE STOOL			Y	N	Y	DIED	151
101	ABOTABAD	HAWALLIAN	KP/10/18/014	F	119	26-02-18	7+	13-03-18	14-03-18	NVI	Y	Y	Y	Y	119
102	BANNU	BANNU	KP/61/18/013	M	48	11-03-18	7+	27-03-18	30-03-18	NVI	Y	N	N	Y	106
103	DIKHAN	DERA ISMAIL KHAN	KP/60/18/012	M	48	10-02-18	7+	02-03-18	03-03-18	NVI	N	N	Y	Y	135
104	DIKHAN	DERA ISMAIL KHAN	KP/60/18/017	F	30	16-02-18	7+	10-03-18	11-03-18	NVI	N	Y	Y		129
105	DIRLOWER	TIMERGARA	KP/23/18/032	M	24	23-03-18	7+	12-04-18	13-04-18	EV	Y	UK	N	Y	94
106	DIRUPPER	DIR	KP/25/18/023	M	84	25-03-18	7+	12-04-18	13-04-18	NVI	Y	N	Y	Y	92
107	HANGU	THALL	KP/54/18/008	M	4	02-02-18	5	17-03-18	18-03-18	VACC	Y	Y	Y	Y	143
108	HANGU	HANGU	KP/54/18/010	F	17	28-02-18	7+	25-03-18	26-03-18	VACC	Y	N	Y	Y	117
109	HARIPUR	HARIPUR	KP/12/18/004	F	89	20-01-18	7+	31-01-18	06-02-18	NVI	Y	N	Y	DIED	156
110	KOHAT	KOHAT	KP/50/18/012	F	21	26-01-18	7+	02-02-18	02-02-18	NVI	UK	Y	Y	DIED	150
111	KOHAT	KOHAT	KP/50/18/028	F	36	01-03-18	7+	LATE NOTIFIED			Y	Y	Y	Y	116
112	LAKKIMRWT	SERAI NAURANG	KP/62/18/009	M	12	29-01-18	7+	DIED BEFORE STOOL			Y	Y	Y	DIED	147
113	LAKKIMRWT	SERAI NAURANG	KP/62/18/017	F	84	01-01-18	7+	LATE NOTIFIED			N	Y	N	Y	175
114	LAKKIMRWT	SERAI NAURANG	KP/62/18/019	M	10	20-02-18	7+	25-03-18	26-03-18	EV	Y	Y	Y	Y	125
115	LAKKIMRWT	SERAI NAURANG	KP/62/18/028	M	12	10-03-18	7+	17-04-18	18-04-18	NVI	Y	Y	Y	Y	107
116	MALAKAND	DARGAI	KP/20/18/025	M	17	04-02-18	7+	LATE NOTIFIED			Y	Y	Y	Y	141
117	MANSEHRA	MANSEHRA	KP/14/18/004	F	95	07-02-18	7+	DIED BEFORE STOOL			Y	N	Y	DIED	138
118	MARDAN	MARDAN	KP/40/18/036	M	6	04-02-18	7+	08-03-18	09-03-18	VACC	N	Y	Y		141
119	MARDAN	MARDAN	KP/40/18/041	M	36	29-01-18	7+	15-03-18	16-03-18	NVI	Y	N	Y	DIED	147
120	MARDAN	MARDAN	KP/40/18/045	M	27	05-02-18	7+	19-03-18	21-03-18	NVI	Y	Y	UK	Y	140
121	MARDAN	MARDAN	KP/40/18/049	F	16	16-03-18	7+	21-03-18		NVI	Y	N	Y	DIED	101
122	MARDAN	TAKHT BAHU	KP/40/18/067	M	37	07-03-18	7+	24-04-18	25-04-18	EV	Y	N	Y	Y	110
123	NOWSHERA	NOWSHERA	KP/32/18/015	M	120	21-02-18	7+	08-03-18		NVI	N	N	Y	DIED	124
124	PESHAWAR	PESHAWAR	KP/30/18/011	M	29	15-01-18	7+	DIED BEFORE STOOL			Y	N	Y	DIED	161
125	PESHAWAR	PESHAWAR	KP/30/18/017	F	96	22-01-18	7+	06-02-18	06-02-18	NVI	Y	N	N	Y	154
126	PESHAWAR	PESHAWAR	KP/30/18/029	M	36	21-01-18	7+	11-02-18	12-02-18	VACC	Y	Y	Y	Y	155

* Afp.rec Data as of 25-06-2018

€ Based on recall of parents

60 days Follow-up not done

FUP = Residual Weakness at 60 days follow up.

**Table 7.4: AFP CASES PENDING FOR CLASSIFICATION
WITH DATE OF ONSET MORE THAN 90 DAYS* 2018 Page (4/4)**

S. No	DISTRICT	TEHSIL	EPID	SEX	AGE	DONSET	DOSESE	DSTOOL1	DSTOOL2	LAB	FEVER	ASVM	PROG	FUP	PEND (DAYS)
127	PESHAWAR	PESHAWAR	KP/30/18/046	F	24	21-01-18	7+	20-02-18	21-02-18	NVI	Y	Y	Y	Y	155
128	PESHAWAR	PESHAWAR	KP/30/18/047	M	144	12-01-18	7+	23-02-18	24-02-18	NVI	N	Y	Y	Y	164
129	PESHAWAR	PESHAWAR	KP/30/18/064	M	36	06-02-18	7+	18-03-18	19-03-18	VACC	Y	Y	Y	Y	139
130	PESHAWAR	PESHAWAR	KP/30/18/074	F	98	06-02-18	7+	22-03-18	26-03-18	EV	N	Y	Y	Y	139
131	PESHAWAR	PESHAWAR	KP/30/18/131	M	14	20-03-18	7+	01-06-18	02-06-18	EV	Y	Y	Y	Y	97
132	SHANGLA	ALPURI	KP/26/18/017	F	45	10-01-18	7+	LATE NOTIFIED			Y	Y	Y	Y	166
133	SWABI	SWABI	KP/41/18/030	M	18	26-02-18	7+	13-03-18	15-03-18	VACC	N	Y	Y		119
134	SWABI	RAZAR	KP/41/18/033	F	53	09-03-18	7+	DIED BEFORE STOOL			Y	N	Y	DIED	108
135	TORGHAR	JUDBAH	KP/15/18/004	M	132	02-01-18	7+	LATE NOTIFIED			Y	Y	UK	Y	174
136	BOLAN	MACH	BN/42/18/002	M	48	28-01-18	7+				UK	Y	Y	DIED	148
137	CHAGHAI	CHAGAI	BN/13/18/003	F	48	13-02-18	6	DIED BEFORE STOOL			N	N	Y	DIED	132
138	KABDULAH	CHAMAN	BN/14/18/005	F	12	07-02-18	7+				Y	N	Y	DIED	138
139	KSAIFULAH	KSAIFULLAH	BN/25/18/003	M	34	21-02-18	7+	13-03-18	15-03-18	EV	Y	Y	Y	Y	124
140	LASBELA	SONMIANI	BN/55/18/002	F	45	05-01-18	7+	04-02-18	05-02-18	NVI	Y	N	Y	Y	171
141	MUSAKHEL	SADDAR	BN/24/18/002	F	48	05-01-18	7+	21-02-18	22-02-18	VACC	N	Y	N	Y	171
142	NOSHKI	NOSHKI	BN/15/18/003	M	19	10-02-18	7+	DIED BEFORE STOOL			Y	N	Y	DIED	135
143	PISHIN	PISHIN	BN/12/18/006	F	42	11-01-18	7+	01-02-18	04-02-18	NVI	Y	N	Y	Y	165
144	PISHIN	PISHIN	BN/12/18/012	F	34	02-03-18	7+	DIED BEFORE STOOL			Y	Y	Y	DIED	115
145	PISHIN	PISHIN	BN/12/18/013	F	84	05-01-18	7+	LATE NOTIFIED			Y	N	Y	DIED	171
146	QUETTA	ZARGHOON TOWN	BN/11/18/006	F	59	27-01-18	7+	04-02-18		NVI	N	N	Y	DIED	149
147	SHARANI	SHARANI	BN/26/18/002	M	155	16-02-18	7+	09-03-18	14-03-18	NVI	Y	Y	N	Y	129
148	SOHBATPUR	SOHBAT PUR	BN/66/18/004	M	48	16-03-18	7+	25-04-18	26-04-18	NVI	Y	Y	Y	Y	101
149	BAGH	BAGH	AJ/50/18/004	F	66	10-02-18	7+	21-02-18	26-02-18	NVI	N	Y	UK	Y	135
150	POONCH	ABBASPUR	AJ/40/18/007	M	24	20-01-18	7+	07-02-18	08-02-18	NVI	Y	Y	Y	Y	156
151	POONCH	HAJIRA	AJ/40/18/023	M	3	17-01-18	5	LATE NOTIFIED			N	Y	Y	Y	159
152	HUNZA	ALIABAD	GB/72/18/001	F	12	15-01-18	7+	04-03-18	05-03-18	NVI	UK	Y	UK		161
153	CDA	CDA	IB/01/18/014	M	79	26-02-18	3	17-03-18	19-03-18	NVI	N	Y	Y		119
154	ICT	ICT	IB/02/18/011	M	40	22-02-18	3	24-02-18		NVI	N	N	Y		123
155	ICT	ICT	IB/02/18/014	M	30	21-02-18	7+	28-02-18	28-02-18	NVI	Y	Y	Y		124
156	ICT	ICT	IB/02/18/019	M	95	08-03-18	3	22-03-18	23-03-18	NVI	N	N	Y		109
157	ICT	ICT	IB/02/18/017	F	156	12-03-18	3	21-03-18	29-03-18	NVI	N	Y	Y		105
158	ICT	ICT	IB/02/18/021	M	34	19-03-18	3	27-03-18		NVI	N	Y	Y		98
159	ICT	ICT	IB/02/18/023	F	92	07-03-18	3	31-03-18	02-04-18	EV	Y	Y	Y		110
160	KHYBER	BARA	FT/34/18/031	M	10	15-02-18	7+	14-03-18	15-03-18	NVI	Y	Y	Y	Y	130
161	KHYBER	JAMRUD	FT/34/18/032	F	15	10-02-18	7+	18-03-18	19-03-18	NVI	N	Y	Y	Y	135
162	KURRAM	LOWER KURRAM	FT/52/18/008	F	12	18-02-18	6	27-03-18	28-03-18	VACC	N	N	Y	Y	127
163	WAZIR-N	MIR ALI	FT/64/18/019	F	12	13-02-18	7+	DIED BEFORE STOOL			Y	N	Y	DIED	132
164	WAZIR-S	LADHA	FT/65/18/009	F	54	16-03-18	7+	16-04-18	17-04-18	NVI	N	N	Y		101

* Afp.rec Data as of 25-06-2018

€ Based on recall of parents

60 days Follow-up not done

FUP = Residual Weakness at 60 days follow up.