



**World Health  
Organization**

**Weekly  
AFP Surveillance Update  
Pakistan**

**Week 24** (*Ended on 16<sup>th</sup> Jun, 2018*)

***National Surveillance Cell***

World Health Organization Country Office,  
Chak Shahzad, Park Road,  
Islamabad, Pakistan

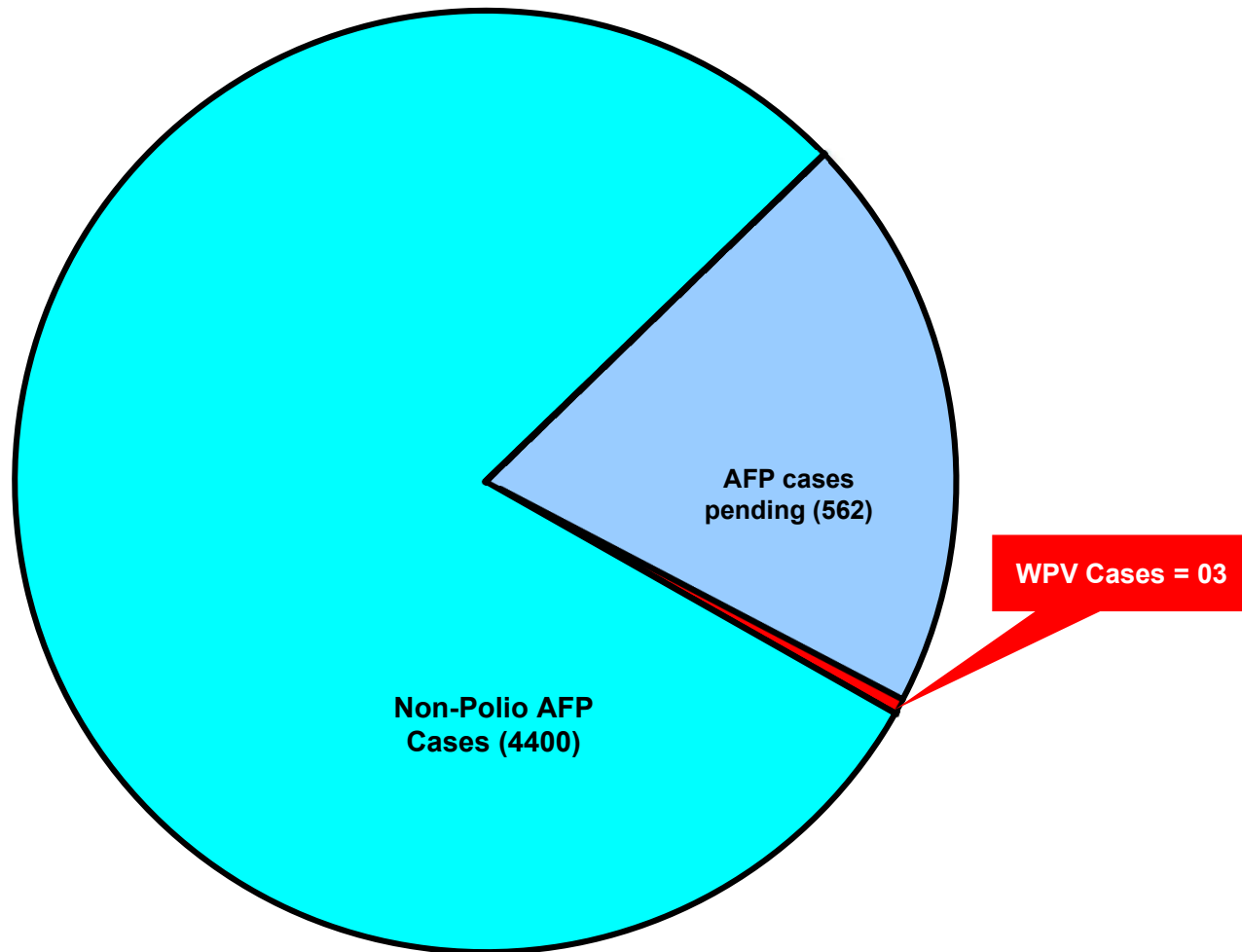
Tel: +92-51 9255123 / 9255282 /9255184

AFP Surveillance



<http://www.emro.who.int/pak/information-resources>

# AFP Case Profile, 2018\*



**Total AFP Cases Reported = 4632**

**^ 323 Inadequate cases not due for FUP**

**^ 239 AFP Cases pending in Lab**

**^139 AFP Cases pending for classification by ERC**

**2017-^ 04 AFP Cases pending for classification by ERC**

\* Afp.rec Data as of 15-06-2018

## Table 1.1: List of Confirmed Polio Cases, Pakistan 2017-2018\* (1/1)

S.NO.	PROVINCE/ REGION	DISTRICT	TEHSIL	EPID NO.	SEX	AGE (m)	DATE ONSET OF PARALYSIS	NO. OPV DOSES (based on parents recall)		FEVER	Asymetric Paralysis	Rapid Progression	REFUSAL	WPV TYPE	GENETICS
								Routine	SIA's						Cluster
<b>2017</b>															
01	PUNJAB	LODHRAN	DUNYAPUR	PB/64/17/008	M	4	28-Jan-17	2	5	Y	Y	Y	N	NSL1	R4B1C2
02	GBALTISTAN	DIAMIR	THORE HUDUR	GB/31/17/002	M	12	13-Feb-17	0	0	Y	Y	Y	N	NSL1	R4B5C4
03	BALUCHISTAN	KABDULAH	CHAMAN	BN/14/17/024	M	18	11-June-17	0	3	Y	Y	Y	N	NSL1	R4B5C3
04	SINDH	KHGIQBAL	G-IQBAL	SD/65/17/018	M	7	11-Aug-17	3	1	Y	N	Y	N	NSL1	R4B5C4
05	KPAKHTUNKHWA	LAKKIMRWT	LAKKIMRWT	KP/62/17/025	F	24	21-Aug-17	3	7+	Y	Y	Y	N	NSL1	R4B1C1
06	SINDH	KHIGADAP	GADAP	SD/63/17/051	M	5	09-Nov-17	0	3	Y	Y	Y	Y	NSL1	R4B5C4
07	BALUCHISTAN	ZHOB	ZHOB	BN/21/17/019	M	24	15-Nov-17	0	0	N	Y	N	Y	NSL1	R4B5C4
08	BALUCHISTAN	KABDULAH	GULISTAN	BN/14/17/045	M	12	13-Nov-17	0	0	Y	Y	Y	Y	NSL1	R4B5C4
<b>2018</b>															
01	BALUCHISTAN	DUKI	DUKI	BN/65/18/003	M	38	08-Mar-18	0	7+	Y	Y	Y	N	NSL1	R4B5C4
02	BALUCHISTAN	DUKI	DUKI	BN/65/18/005	F	18	15-Apr-18	0	7	Y	Y	Y	N	NSL1	R4B5C4D
03	BALUCHISTAN	DUKI	DUKI	BN/65/18/007	M	18	18-May-18	0	3	Y	Y	Y	N	NSL1	R4B5C4D

\* Afp.rec Data as of 15-06-2018

# Table 3: Urgent/ITD Pending Cases (1/1)

Basic information										OPV doses				Urgent		Prov	Lab update			Remarks	
S.#	District	Tier	Tehsil	Union council	Epid number	Date of Onset	Age (M)	Sex	Date of 1st stool	Stool Adeq	RI	SAs	Last 6 SAs	Last dose	Field	NSC †	Diagnosis	Lab No.	Days Inoc		Culture update
<b>Reported urgent (by field / NSC † criteria)</b>																					
1	DGKHAN *	2	DG KHAN	KOT HAIBAT	PB/81/18/111	22-May-18	8 M		01-Jun-18	Y	0	6	6	08-May-18	N	Y	TRAUMATIC NEURIMS	6391	11	UP	

\* New addition    ‡ New results    #Data not available    † NSC Criteria = Fever , Rapid Progress, Age < 48 months and OPV Doses <7    UP = Under process  
 Urgent (Field/NSC) / Inadequate specimens / Age 12-35 months / Zero OPV dose    † Pending for genomic sequencing

# Point in time comparison of Polio Cases by Province/Region 2017 - 2018\*

Region/ Province	No. of polio cases		No. of infected districts/towns		Most recent polio case
	2017	2018	2017	2018	
<b>Balochistan</b>	1	3	1	1	18-May-18
<b>Sindh</b>	0	0	0	0	09-Nov-17
<b>Khyber Pakhtunkhwa</b>	0	0	0	0	21-Aug-17
<b>FATA / FR Areas</b>	0	0	0	0	27-Jul -16
<b>G-Baltistan</b>	1	0	1	0	13-Feb-17
<b>Punjab</b>	1	0	1	0	28-Jan-17
<b>Pakistan</b>	<b>3</b>	<b>3</b>	<b>3</b>	<b>1</b>	<b>18-May-18</b>

Seventeen additional district / town declared infected based on environmental samples in 2018

\* Afp.rec Data as of 15-06-2018



## Table 2: LAB Update 2018\*

Month of Onset	AFP Cases	No virus isolated	Cases Under Process		Isolated Viruses from stools						
			Culture	ITD	Vaccine viruses		NPEV		Wild	Results within 14 days	
	n	n	n	n	n	%	n	%	n	n	%
January	1010	835	0	0	76	8	99	10%	0	1010	100%
February	894	713	0	0	74	8	107	12%	0	894	100%
March	970	769	0	0	28	3	172	18%	1	969	100%
April	986	734	4	0	31	3	220	22%	1	985	100%
May	933	560	151	0	26	3	195	21%	1	781	84%
June	105	0	105	0	0	0	0	0%	0	0	0%
<b>Total</b>	<b>4898</b>	<b>3611</b>	<b>260</b>	<b>0</b>	<b>235</b>	<b>5</b>	<b>793</b>	<b>16%</b>	<b>03</b>	<b>4639</b>	<b>95%</b>

\* Data as of Jun 15, 2018

## Comparison of Environmental Sampling Results, 2016-17\*

DISTRICT	2017					2018					Last
	TOTAL	WILD			TOTAL	WILD					
	n	GRAB	BMFS	TOTAL		n	GRAB	BMFS	TOTAL		
		n	n	n	%		n	n	N	%	
LAHORE	29			0	0%	25			0	0%	18-Dec-17
MULTAN	16	1		1	6%	16			0	0%	9-Jan-17
DGKHAN	17			0	0%	11		1	1	9%	12-Feb-18
RAWALPINDI	14	3	2	5	36%	11	2	1	3	27%	10-May-18
FAISALABAD	11			0	0%	10			0	0%	2-Jul-16
SARGODHA	5			0	0%	5			0	0%	
BAHAWALPUR	5			0	0%	5			0	0%	
RAJANPUR						5			0	0%	
CDA	6	4		4	67%	5	1		1	20%	10-Jan-18
KHIGIQBAL	13	2	1	3	23%	10			0	0%	10-Oct-17
KHIGADAP	18	7		7	39%	15	5		5	33%	10-May-18
KHIBALDIA	6			0	0%	5			0	0%	3-Nov-17
KHILANDHI	5	3		3	60%	5	2		2	40%	20-Apr-18
KHIKORANGI	6			0	0%	4			0	0%	16-Oct-17
KHISITE	6			0	0%	5	1		1	20%	1-Jan-18
KHISADDAR						4			0	0%	
KHILIAQAT						4	1		1	25%	7-Mar-18
SUKKUR	14	1		1	7%	11		1	1	9%	8-Feb-18
HYDERABAD	6			0	0%	5	1		1	20%	9-Feb-18
JACOBABAD	6			0	0%	7	1	1	2	29%	7-Mar-18
SANGHAR	6			0	0%	1			0	0%	
DADU	6			0	0%	5			0	0%	
KAMBAR	6			0	0%	5	2		2	40%	7-May-18
PESHAWAR	14	3	2	5	36%	11	5	1	6	55%	24-May-18
DIKHAN	12			0	0%	10			0	0%	16-Jul-16
BANNU	4			0	0%	6		1	1	17%	31-Mar-18
KOHAT	5			0	0%	6	2		2	33%	27-Mar-18
CHARSADA	5			0	0%	5			0	0%	
MARDAN	6			0	0%	5			0	0%	
NOWSHERA	5			0	0%	5			0	0%	
KABDULAH	12	8		8	67%	10	1		1	10%	1-Jan-18
QUETTA	23	7	1	8	35%	20	4		4	20%	28-May-18
PISHIN	6	4		4	67%	5			0	0%	2-Oct-17
KHUZDAR	5			0	0%	5			0	0%	
LORALAI	5			0	0%	4	1		1	25%	17-Mar-18
ZHOB	5			0	0%	5			0	0%	18-Dec-17
WAZIR-S						2					
BAJOUR						2	1			50%	19-May-2018
PAKISTAN	308	43	6	49	16%	280	29	6	36	13%	28-May-18

New Positive Sample

\* Data as of Jun 15, 2018



# WPV and cVDPV Cases by District in 2017

PROVINCE	DISTRICT	WPV Cases		cVDPV Cases	
		Onset of Last Case	Cases	Onset of Last Case	Cases
KPAKHTUNKHWA	LAKKIMRWT	21-Aug	1		
<b>Total</b>		<b>21-Aug</b>	<b>01</b>		
SINDH	KHIGADAP	09-Nov	1		
	KHIGIQBAL	11-Aug	1		
<b>Total</b>		<b>09-Nov</b>	<b>02</b>		
BALOCHISTAN	ZHOB	15-Nov	1		
	KABDULAH	13-Nov	2		
<b>Total</b>		<b>15-Nov</b>	<b>03</b>		
G-Baltistan	DIAMIR	13-Feb	1		
<b>Total</b>		<b>13-Feb</b>	<b>01</b>		
PUNJAB	LODHRAN	28-Jan	1		
<b>Total</b>		<b>28-Jan</b>	<b>01</b>		
<b>PAKISTAN</b>		<b>15-Nov</b>	<b>08</b>		

## 2018

This year 3 WPV cases was reported from District Dukki with following characteristics.

1. Age: 38 months  
 Onset: 8<sup>th</sup> March, 2018  
 OPV doses: Routine=0 and SIAs = 7+

-----  
 2. Age: 18 months  
 Onset: 15<sup>th</sup> April, 2018  
 OPV doses: Routine=0 and SIAs = 7

-----  
 3. Age: 18 months  
 Onset: 18<sup>th</sup> May, 2018  
 OPV doses: Routine=0 and SIAs = 3

# Map 2.1: Point in Time Comparison of Wild Polio virus Compatible and cVDPV2 isolates

## Infected districts/Towns/Agencies/Areas

On the basis of WPV isolation

- WPV cases = 03
- Sewage water = 10 (no WPV case)
- Total = 13

### 2017

Source

AFP Surveillance

- P1 = 03
- Compatible = 0
- cVDPV Cases = -
- cVDPV Env = -

Sewage water

- Grab = 43
- BMFS = 06

## Infected districts/Towns/Agencies/Areas

On the basis of WPV isolation

- WPV cases = 01
- Sewage water = 17 (no WPV case)
- Total = 18

### 2018

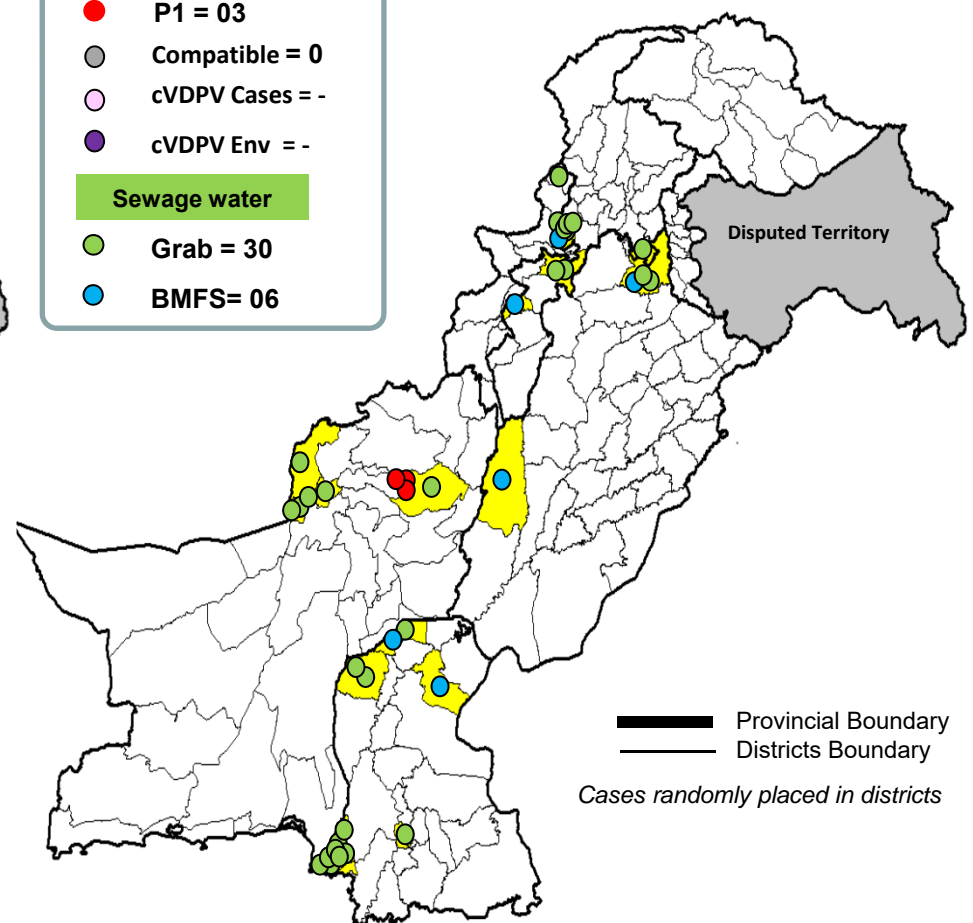
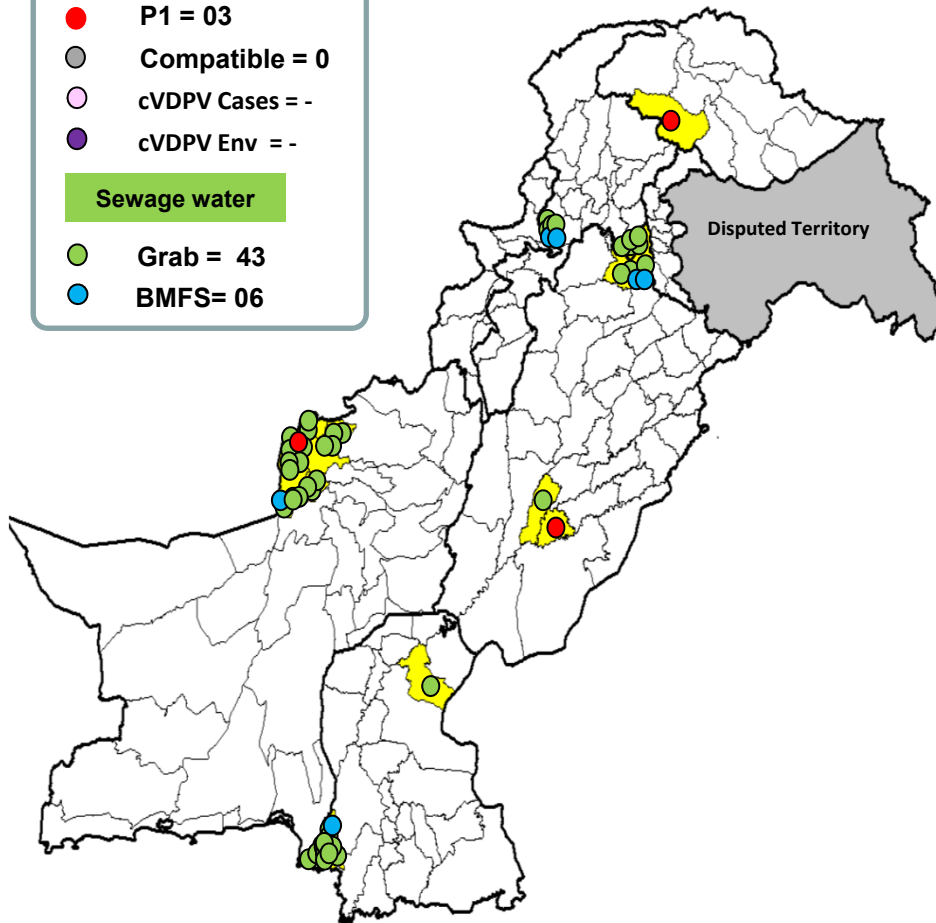
Source

AFP Surveillance

- P1 = 03
- Compatible = 0
- cVDPV Cases = -
- cVDPV Env = -

Sewage water

- Grab = 30
- BMFS = 06



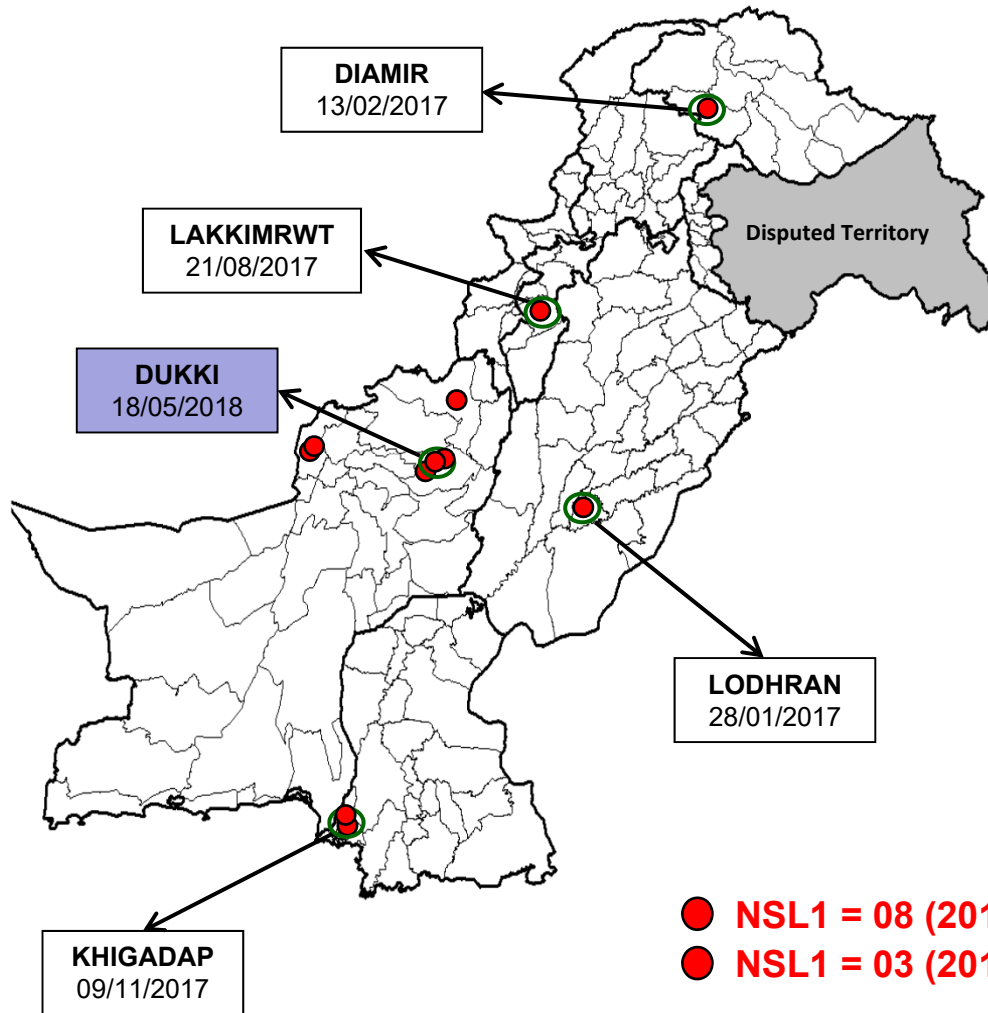
— Provincial Boundary  
 — Districts Boundary

Cases randomly placed in districts

\* Afp.rec Data as of 15-06-2018

# Map1: Distribution of Wild Polio Cases Pakistan 2017-2018\*

**2017:** Districts/Towns with Wild Polio Cases = 07



Province/ Country	Date of Last Case		Number of cases 2017		Number of cases 2018	
	P1	P3	P1	P3	P1	P3
FATA	Jul, 2016	Apr, 2012	-	-	-	-
KHYBER- PAKHTUNKHWA	Aug, 2017	Oct, 2010	01	-	-	-
SINDH	Nov, 2017	Jan, 2010	02	-	-	-
BALUCHISTAN	Apr, 2018	Apr, 2010	03	-	03	-
PUNJAB	Jan, 2017	Jun, 2010	01	-	-	-
AJK	Jun, 2000	Jun, 2000	-	-	-	-
GILGIT- BALTISTAN	Feb, 2017	-	01	-	-	-
ISLAMABAD	Sep, 2008	Sep, 2008	-	-	-	-
<b>PAKISTAN</b>	<b>Apr, 2018</b>	<b>Apr, 2012</b>	<b>08</b>	<b>-</b>	<b>03</b>	<b>-</b>

○ District with last polio case in province

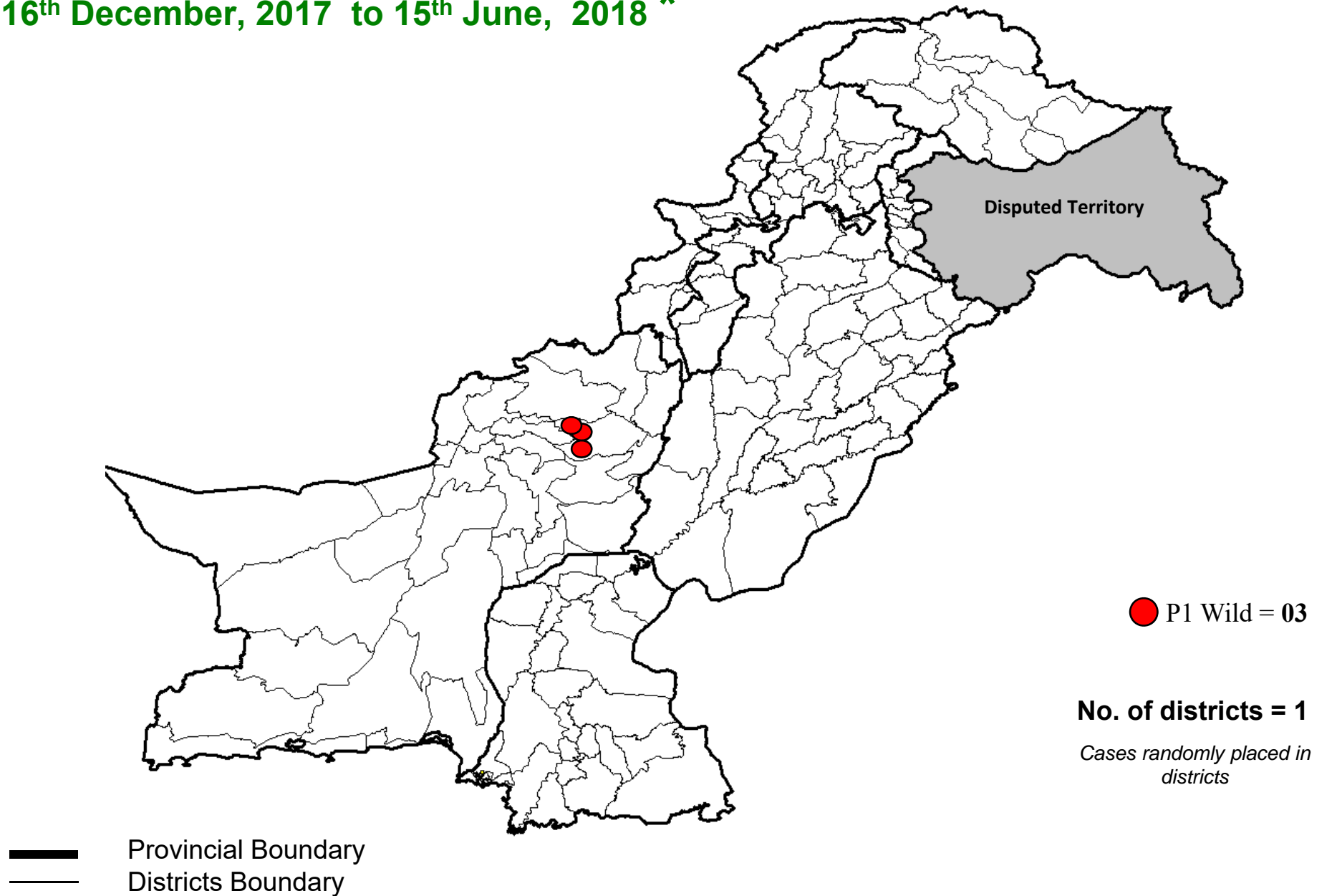
— Provincial Boundary  
— Districts Boundary

Cases randomly placed in districts

\* Afp.rec Data as of 15-06-2018

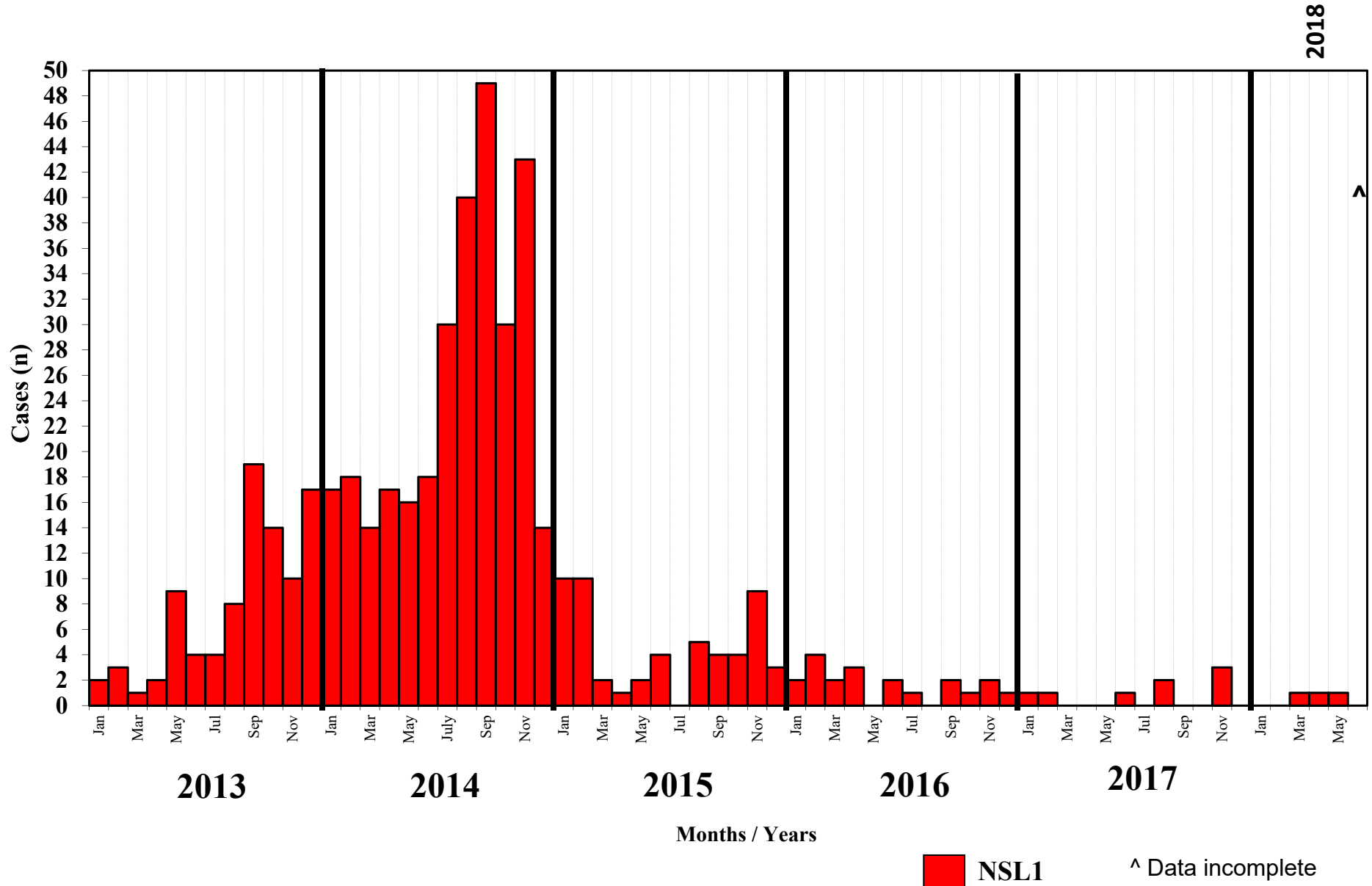
## Map 3: Wild Polio cases in the last 6 months

16<sup>th</sup> December, 2017 to 15<sup>th</sup> June, 2018 \*



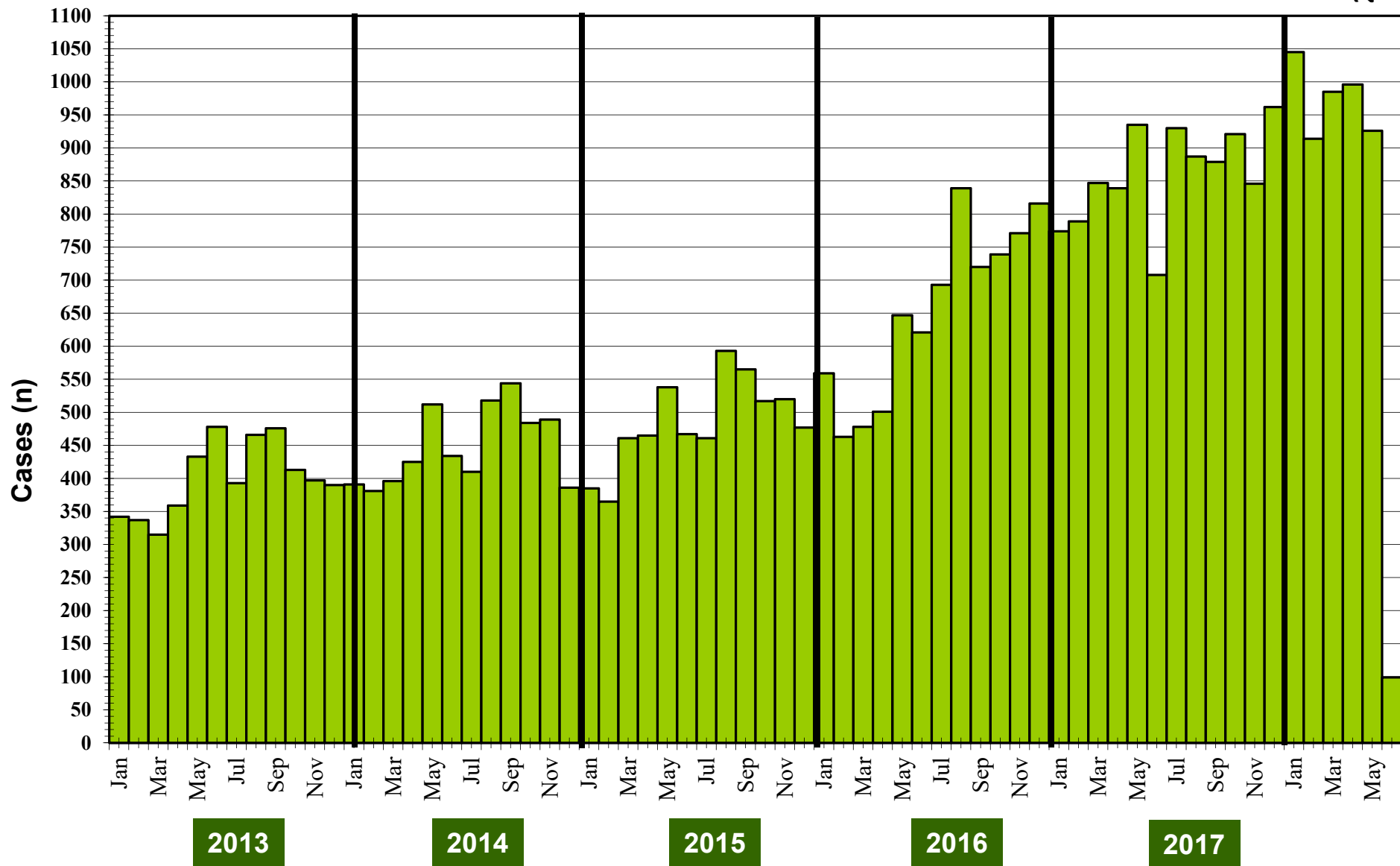
\* Afp.rec Data as of 15-06-2018

# Confirmed Polio Cases 2013-2018\*



\* Afp.rec Data as of 15-06-2018

# Graph 1: Distribution of AFP Cases by Month, Pakistan 2013-2018\*



\* Afp.rec Data as of 11-06-2018

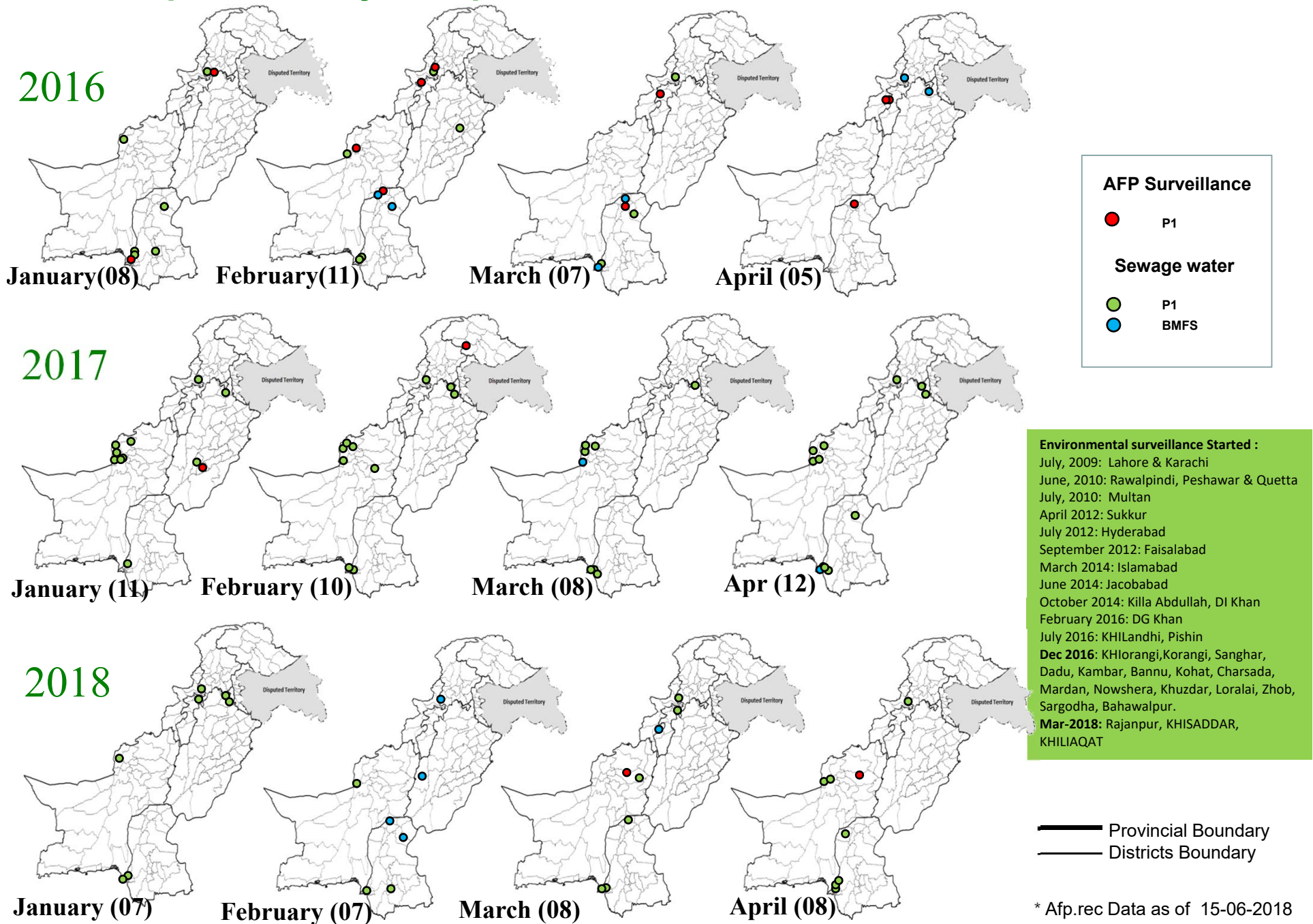
**Table 4: Distribution of AFP Cases By Week of Onset ^  
Pakistan- 2017-2018\* [Week number / Ending on]**

<b>PROVINCE</b>	<b>W 09 03 Mar2 018</b>	<b>W 10 10 Mar2 018</b>	<b>W 11 17 Mar2 018</b>	<b>W 12 24 Mar 2018</b>	<b>W 13 31 Mar 2018</b>	<b>W 14 7 Apr 2018</b>	<b>W 15 14 Apr 2018</b>	<b>W 16 21 Apr 2018</b>	<b>W 17 28 Apr 2018</b>	<b>W 18 05 May 2018</b>	<b>W 19 12 May 2018</b>	<b>W 20 19 May 2018</b>	<b>W 21 26 May 2018</b>	<b>W 22 01 Jun 2018</b>	<b>W 23 08 Jun 2018</b>
<b>PUNJAB</b>	94	88	98	86	97	106	102	112	96	123	129	98	97	75	34
<b>SINDH</b>	34	37	54	51	45	48	53	40	37	45	41	29	35	34	10
<b>FATA</b>	4	17	15	6	14	20	19	13	8	23	13	7	5	1	3
<b>BALUCHISTAN</b>	8	12	12	7	15	13	16	10	15	8	9	7	8	5	1
<b>AJK</b>	9	4	5	1	5	11	2	6	2	7	5	3	1	4	2
<b>GILGIT BILTISTAN</b>	2	2	2	5	4	2	6	2	2	2	3	3	2	2	0
<b>ISLAMABAD</b>	5	5	2	5	2	1	0	1	2	2	1	0	0	2	0
<b>KPAKHTUNKHWA</b>	53	46	43	49	44	59	53	30	39	50	51	35	35	31	16
<b>PAKISTAN</b>	<b>209</b>	<b>211</b>	<b>231</b>	<b>210</b>	<b>226</b>	<b>260</b>	<b>251</b>	<b>214</b>	<b>201</b>	<b>260</b>	<b>252</b>	<b>182</b>	<b>183</b>	<b>154</b>	<b>66</b>

\* Afp.rec & Afplab.rec: Data as of 11-06-2018

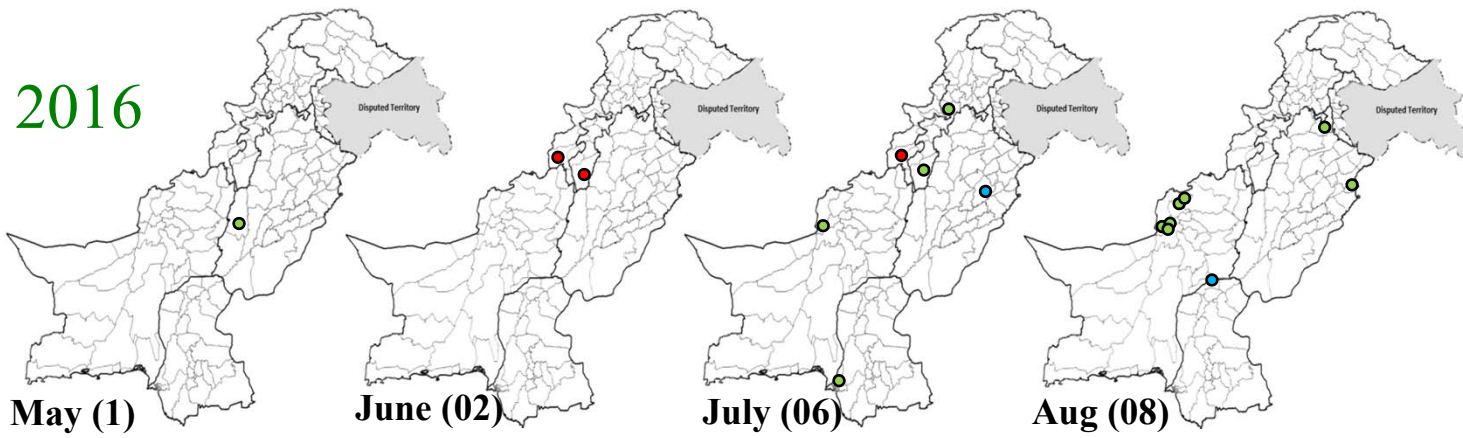
^ MMWR Epidemiological Weeks

# Map 4: Monthly Comparison of Polio Cases/Isolates 2016-2018\*





# Map 4.1: Monthly Comparison of Polio Cases/Isolates 2016-2018\*

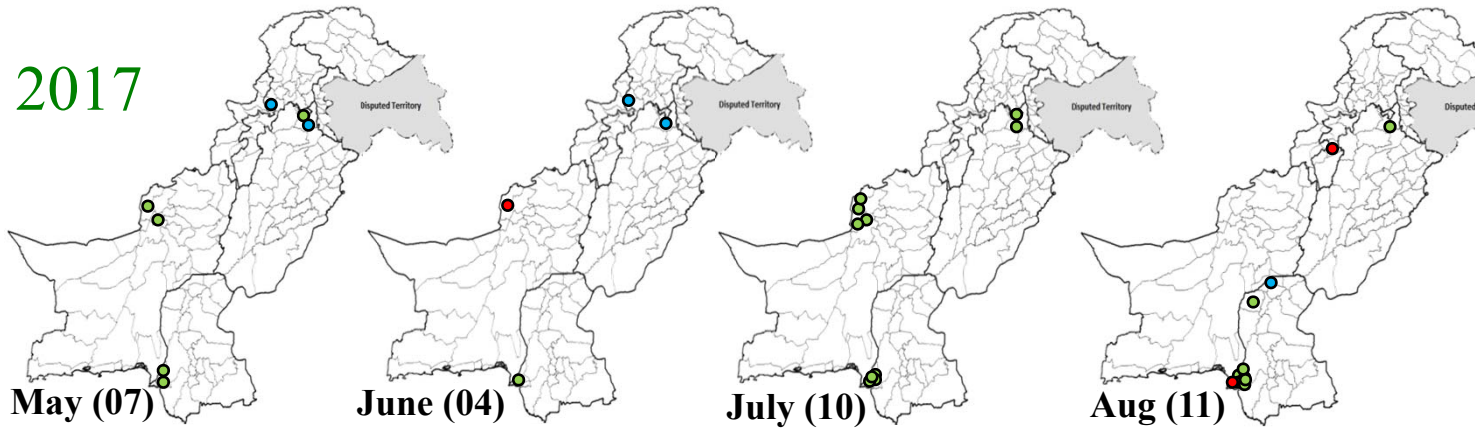


**AFP Surveillance**

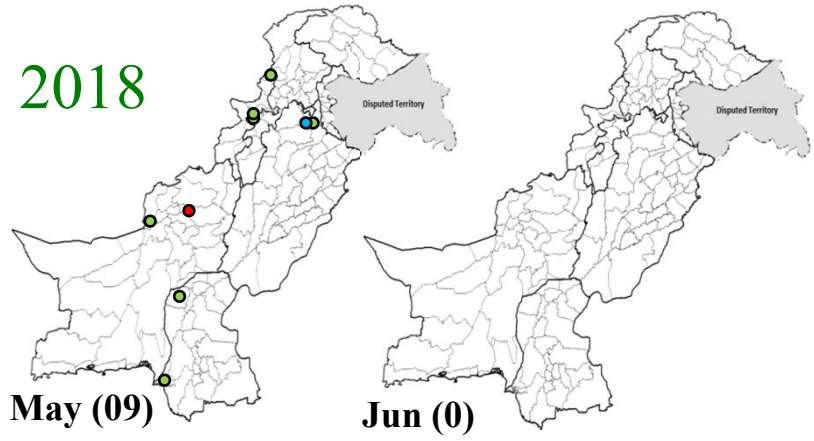
- P1

**Sewage water**

- P1
- BMFS



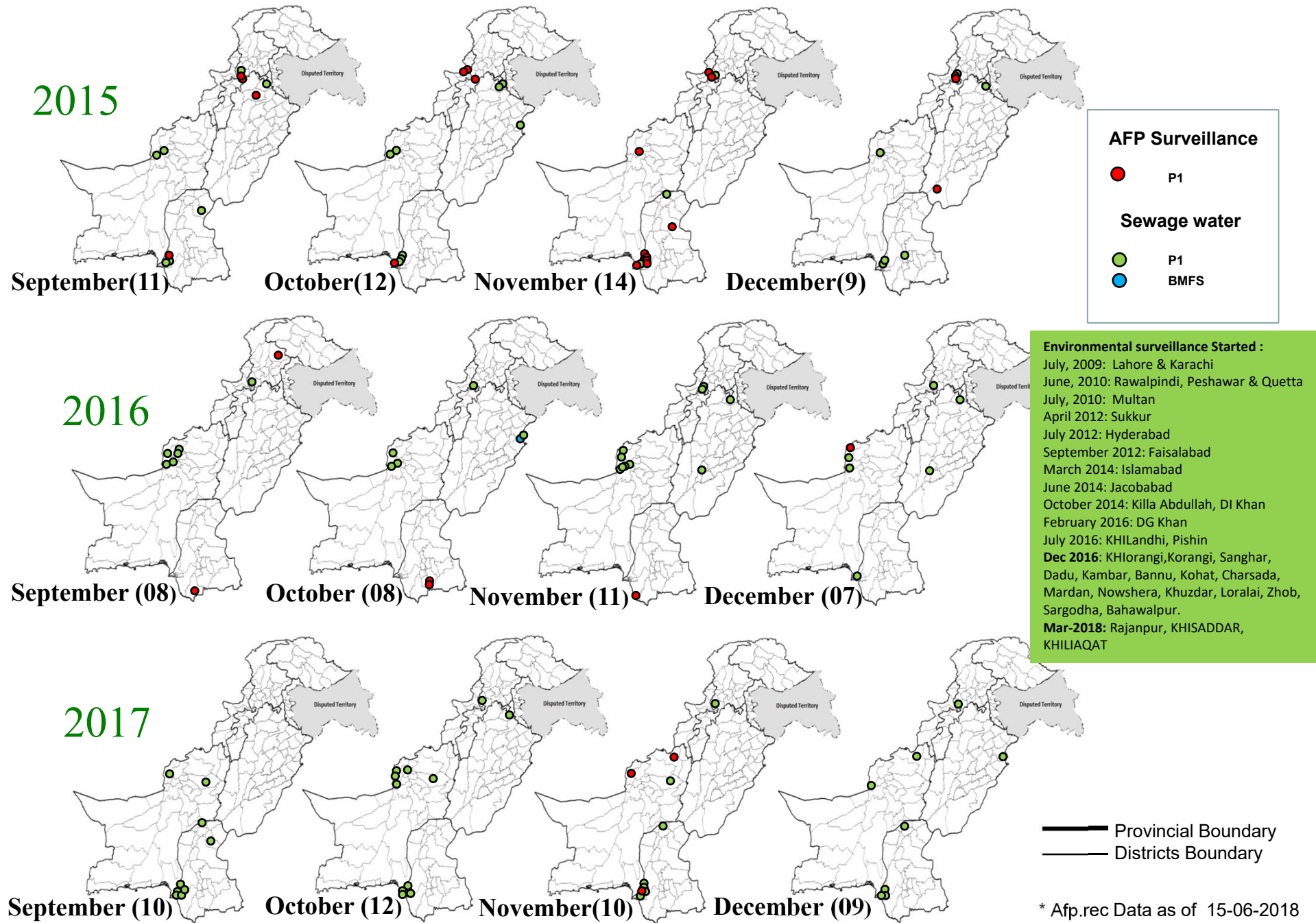
**Environmental surveillance Started :**  
 July, 2009: Lahore & Karachi  
 June, 2010: Rawalpindi, Peshawar & Quetta  
 July, 2010: Multan  
 April 2012: Sukkur  
 July 2012: Hyderabad  
 September 2012: Faisalabad  
 March 2014: Islamabad  
 June 2014: Jacobabad  
 October 2014: Killa Abdullah, DI Khan  
 February 2016: DG Khan  
 July 2016: KHILandhi, Pishin  
**Dec 2016:** KHlorangi, Korangi, Sanghar, Dadu, Kambar, Bannu, Kohat, Charsada, Mardan, Nowshera, Khuzdar, Loralai, Zhob, Sargodha, Bahawalpur.  
**Mar-2018:** Rajanpur, KHISADDAR, KHILIAQAT



— Provincial Boundary  
 — Districts Boundary

\* Afp.rec Data as of 15-06-2018

# Map 4.2: Monthly Comparison of Polio Cases/Isolates 2015-2017\*



\* Afp.rec Data as of 15-06-2018

# Table 5: Polio Eradication Update, Pakistan 2015-2018\*

Province/Region	Polio 1			
	2015	2016	2017	2018
FATA	16	02	-	-
KP	17	08	01	-
SINDH	12	08	02	-
PUNJAB	02	-	01	-
BALUCHISTAN	07	02	03	03
AJK	-	-	-	-
Gilgit-Baltistan	-	-	01	-
ISLAMABAD	-	-	-	-
<b>PAKISTAN</b>	<b>54</b>	<b>20</b>	<b>08</b>	<b>03</b>

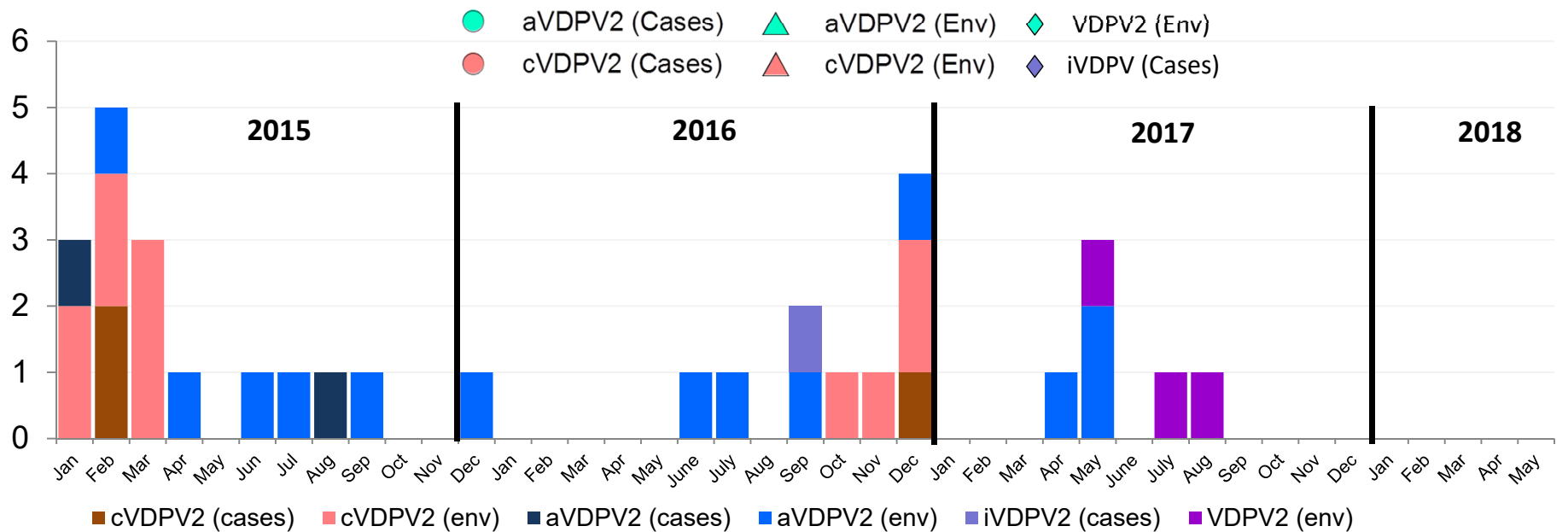
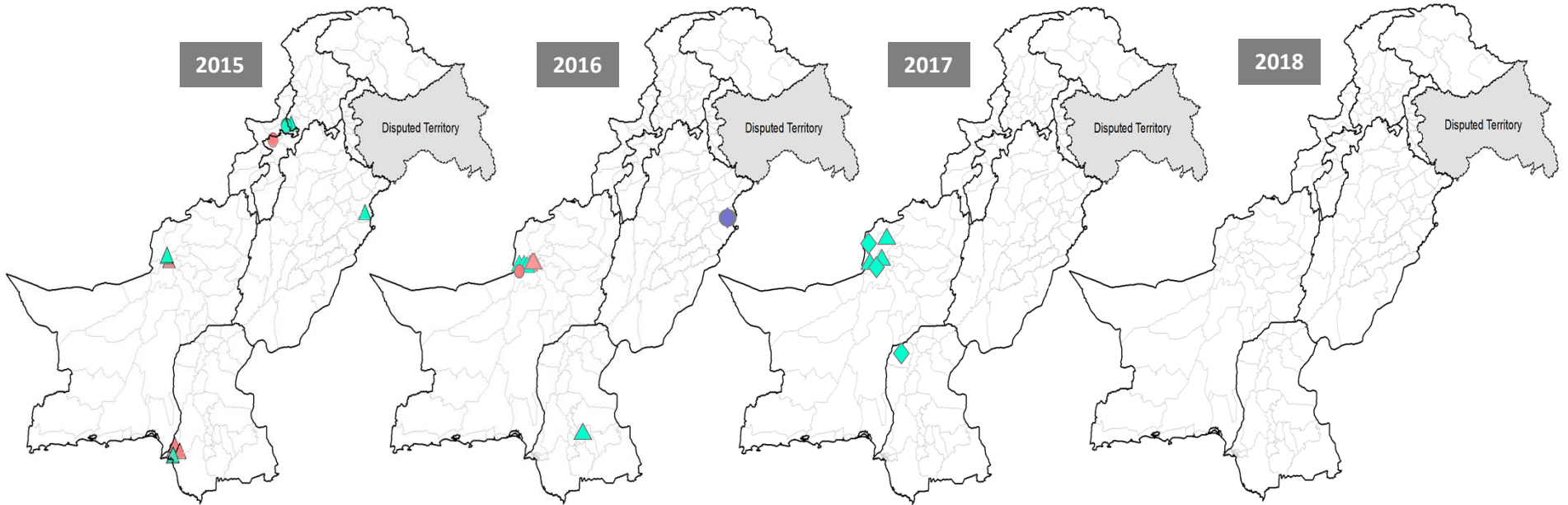


\* Afp.rec Data as of 15-06-2018

# VDPV2 isolates, 2014 to 2018\*

DISTRICT	2014				2015				2016					2017					2018			
	aVDPV-2		cVDPV-2		aVDPV-2		cVDPV-2		aVDPV-2		iVDPV-2		cVDPV-2		VDPV2		aVDPV-2		cVDPV-2			
	Cases	Env	Cases	Env	Cases	Env	Cases	Env	Cases	Env	Cases	Env	Cases	Env	Cases	Env	Env	Cases	Env	Cases	Env	
JAFARABAD																						
MASTUNG																						
PISHIN															1							
QUETTA					2		1			3			1	4			2					1
KABDULAH																						1
<b>BALOCHISTAN</b>					<b>2</b>		<b>1</b>			<b>3</b>			<b>1</b>	<b>4</b>			<b>3</b>					<b>2</b>
FR BANNU				8																		
KHYBER	1		2		1		1															
MOHMAND																						
WAZIR-N	2		7																			
WAZIR-S	1																					
<b>FATA</b>	<b>4</b>		<b>17</b>		<b>1</b>		<b>1</b>															
BANNU				1																		
HANGU							1															
LAKKIMRWT				1																		
PESHAWAR				1			1															
<b>KPAKHTUNKHWA</b>				<b>3</b>			<b>1</b>	<b>1</b>														
LAHORE	1				1					1												
<b>PUNJAB</b>	<b>1</b>				<b>1</b>					<b>1</b>												
KAMBAR																						1
KHIGADAP		2	1	7																		6
KHIGIQBAL		1					2															
KHIGULBERG					1																	
HYDERABAD										1												
<b>SINDH</b>	<b>3</b>	<b>1</b>	<b>7</b>		<b>1</b>	<b>2</b>	<b>6</b>			<b>1</b>												<b>1</b>
<b>PAKISTAN</b>	<b>5</b>	<b>3</b>	<b>21</b>	<b>7</b>	<b>2</b>	<b>6</b>	<b>2</b>	<b>7</b>		<b>4</b>	<b>1</b>		<b>1</b>	<b>4</b>			<b>3</b>					<b>3</b>

# VDPV isolates (Cases + ES), 2015 – 2018\*



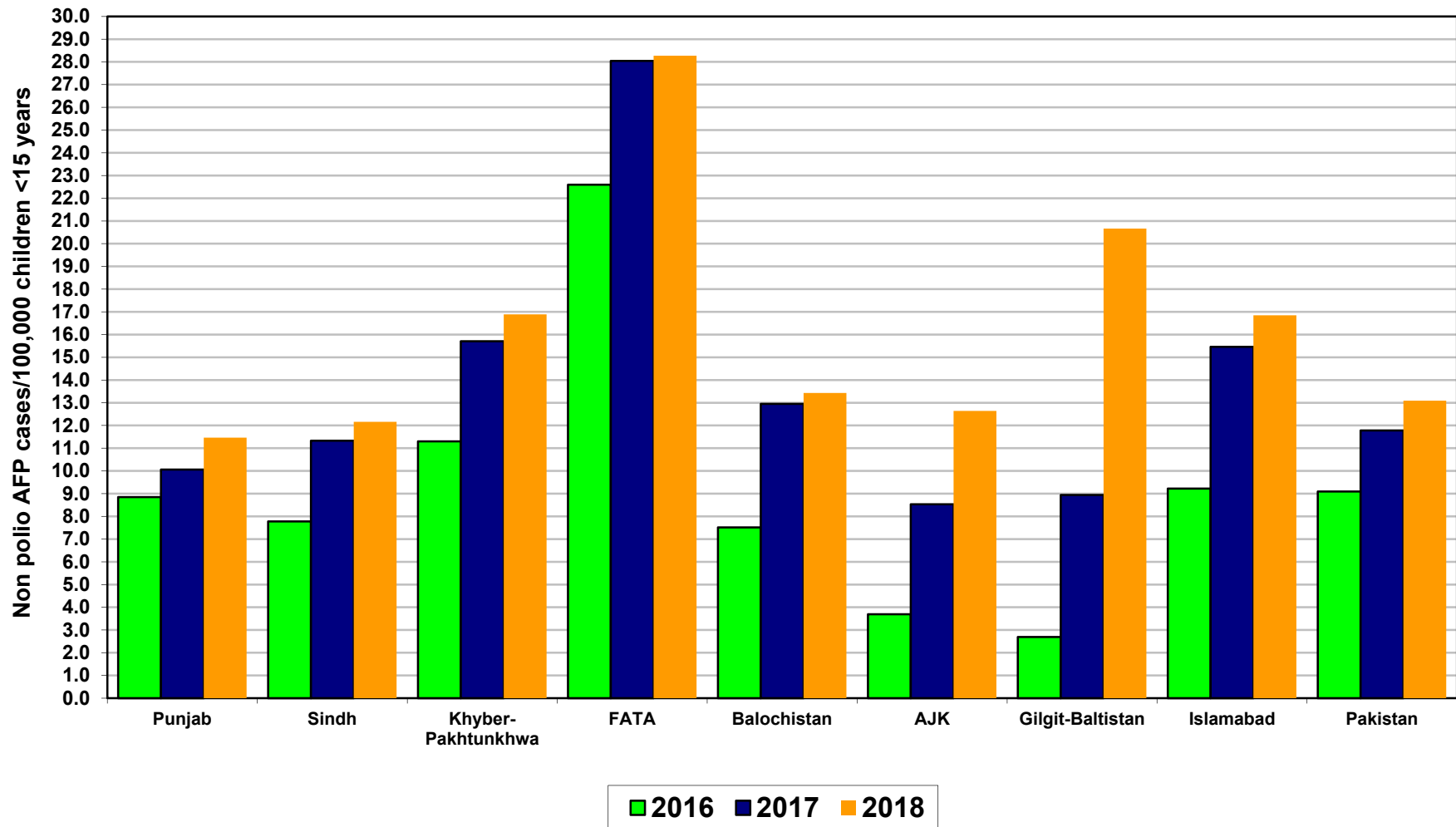
\* Afp.rec Data as of 15-06-2018

**Table 6: Vaccination status of non polio AFP cases age 6-59 months 2016-2018\***

REGION	0 dose			1-2 doses			3 doses			4-6 doses			7+ doses		
	16	17	18	16	17	18	16	17	18	16	17	18	16	17	18
Central Punjab	0%	0%	0%	0%	0%	0%	1%	1%	2%	3%	3%	1%	97%	96%	97%
North Punjab	0%	0%	0%	0%	0%	1%	0%	1%	1%	2%	2%	2%	98%	97%	97%
South Punjab	0%	0%	0%	0%	0%	0%	0%	0%	0%	2%	2%	1%	98%	98%	98%
<b>PUNJAB</b>	<b>0%</b>	<b>0%</b>	<b>0%</b>	<b>0%</b>	<b>0%</b>	<b>0%</b>	<b>0%</b>	<b>1%</b>	<b>1%</b>	<b>2%</b>	<b>2%</b>	<b>1%</b>	<b>97%</b>	<b>97%</b>	<b>97%</b>
Karachi	0%	1%	0%	1%	1%	1%	1%	1%	2%	5%	7%	4%	93%	91%	94%
North Sindh	0%	0%	0%	0%	0%	0%	0%	0%	0%	5%	3%	2%	94%	97%	98%
South Sindh	0%	0%	0%	1%	0%	0%	1%	1%	0%	6%	4%	1%	92%	95%	98%
<b>SINDH</b>	<b>0%</b>	<b>0%</b>	<b>0%</b>	<b>1%</b>	<b>0%</b>	<b>0%</b>	<b>1%</b>	<b>0%</b>	<b>1%</b>	<b>5%</b>	<b>4%</b>	<b>2%</b>	<b>93%</b>	<b>95%</b>	<b>97%</b>
Central Khyber Pakhtunkhwa	0%	0%	0%	0%	1%	0%	0%	0%	0%	1%	1%	1%	99%	98%	98%
North Khyber Pakhtunkhwa	1%	0%	0%	1%	1%	0%	0%	1%	1%	2%	3%	2%	96%	94%	98%
South Khyber Pakhtunkhwa	0%	0%	1%	1%	2%	0%	1%	2%	1%	1%	4%	2%	96%	92%	97%
<b>Khyber Pakhtunkhwa</b>	<b>0%</b>	<b>0%</b>	<b>0%</b>	<b>1%</b>	<b>1%</b>	<b>0%</b>	<b>0%</b>	<b>1%</b>	<b>1%</b>	<b>1%</b>	<b>3%</b>	<b>2%</b>	<b>97%</b>	<b>95%</b>	<b>98%</b>
<b>FATA</b>	<b>0%</b>	<b>0%</b>	<b>0%</b>	<b>2%</b>	<b>0%</b>	<b>1%</b>	<b>1%</b>	<b>1%</b>	<b>1%</b>	<b>10%</b>	<b>8%</b>	<b>4%</b>	<b>88%</b>	<b>91%</b>	<b>95%</b>
Rest of Balochistan	7%	3%	0%	7%	9%	4%	2%	4%	0%	23%	13%	15%	62%	71%	81%
North Balochistan	0%	4%	0%	3%	6%	3%	3%	2%	0%	10%	10%	7%	83%	78%	90%
Quetta Block	1%	0%	2%	1%	1%	0%	4%	0%	0%	10%	7%	0%	83%	92%	98%
<b>BALUCHISTAN</b>	<b>2%</b>	<b>2%</b>	<b>1%</b>	<b>3%</b>	<b>4%</b>	<b>2%</b>	<b>3%</b>	<b>3%</b>	<b>0%</b>	<b>13%</b>	<b>10%</b>	<b>8%</b>	<b>80%</b>	<b>82%</b>	<b>89%</b>
<b>PAKISTAN</b>	<b>0%</b>	<b>0%</b>	<b>0%</b>	<b>1%</b>	<b>1%</b>	<b>0%</b>	<b>1%</b>	<b>1%</b>	<b>1%</b>	<b>4%</b>	<b>4%</b>	<b>2%</b>	<b>95%</b>	<b>95%</b>	<b>96%</b>

\* Afp.rec Data as of 15-06-2018

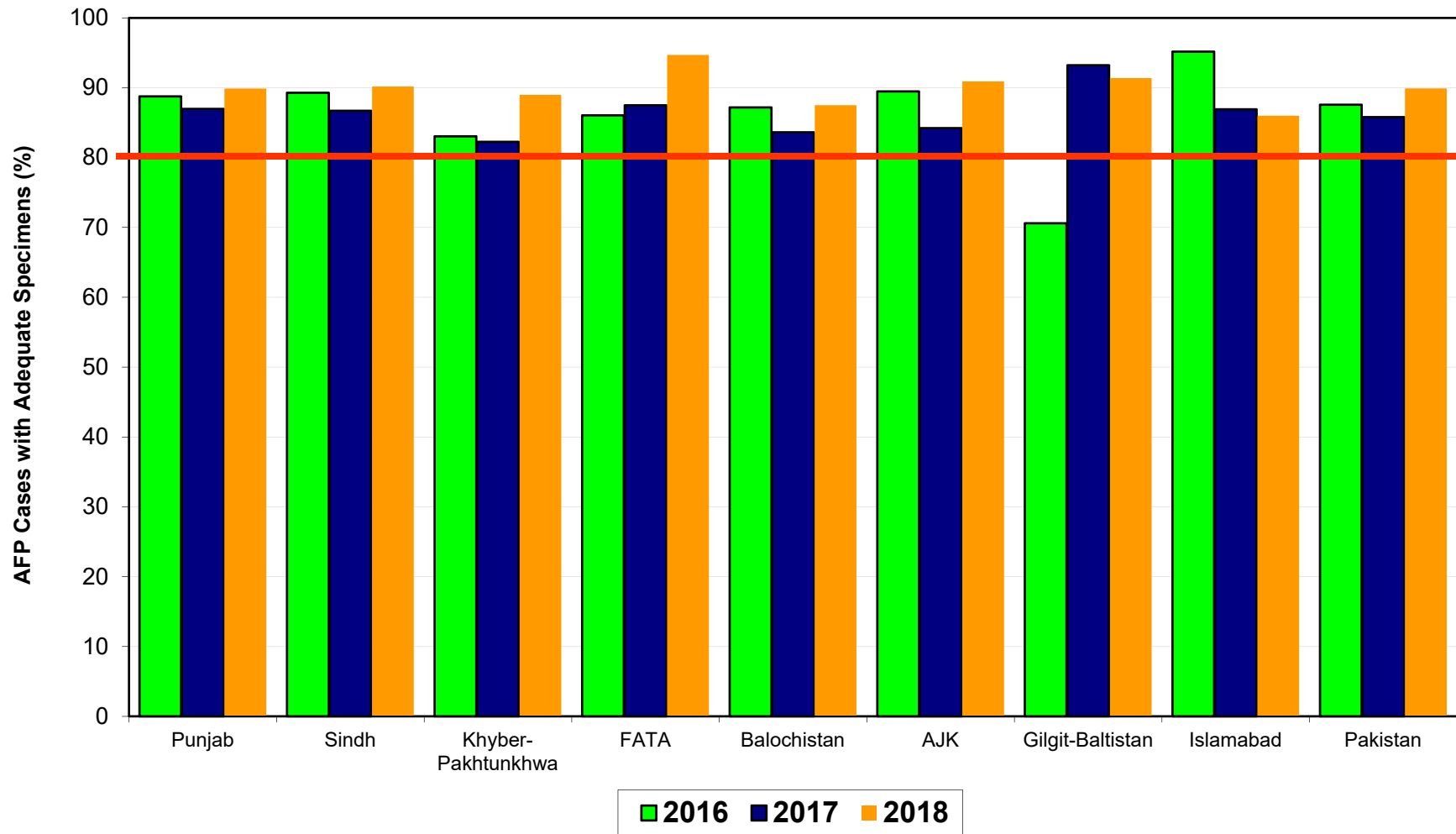
# Non Polio AFP Rate By Province/Regions, 2016-2018\*



Minimum Target Non-Polio AFP Rate for Tier-1 and Tier-2 districts is 6/100000 < 15 years of the age  
 Minimum Target Non-Polio AFP Rate for Tier-3 and Tier-4 districts is 3/100000 < 15 years of the age

\* Afp.rec Data as of 15-06-2018

# Percent AFP Cases with Adequate Specimens By Province/Regions, 2016-2018\*

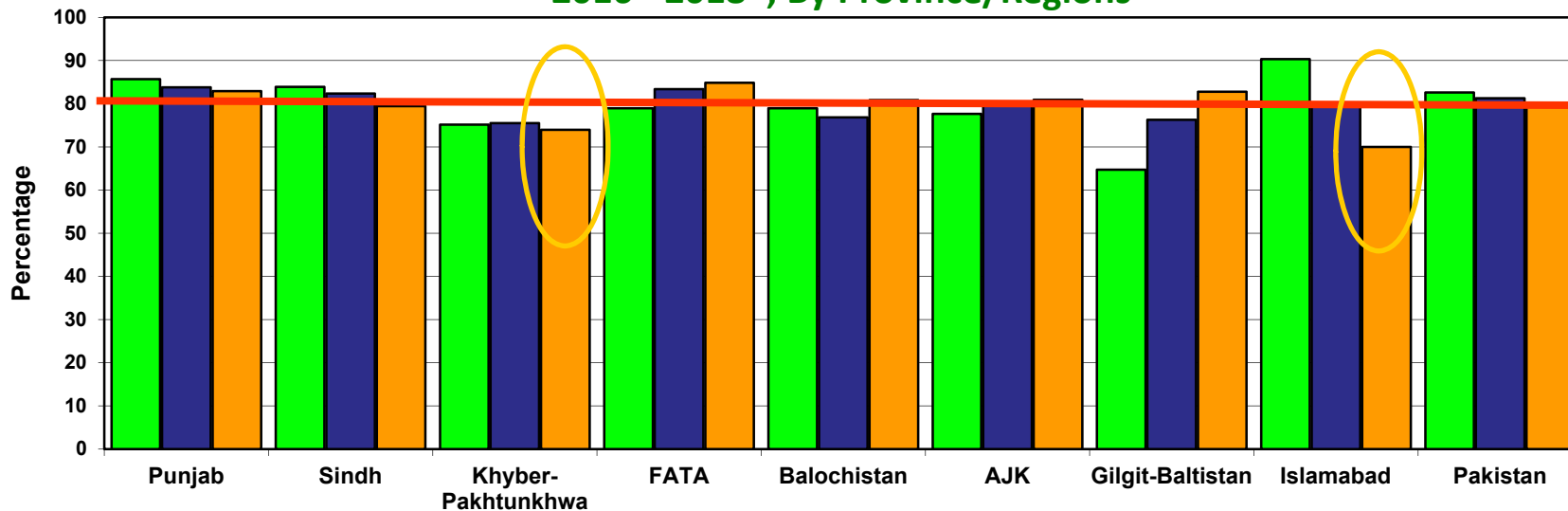


\* Afp.rec Data as of 15-06-2018

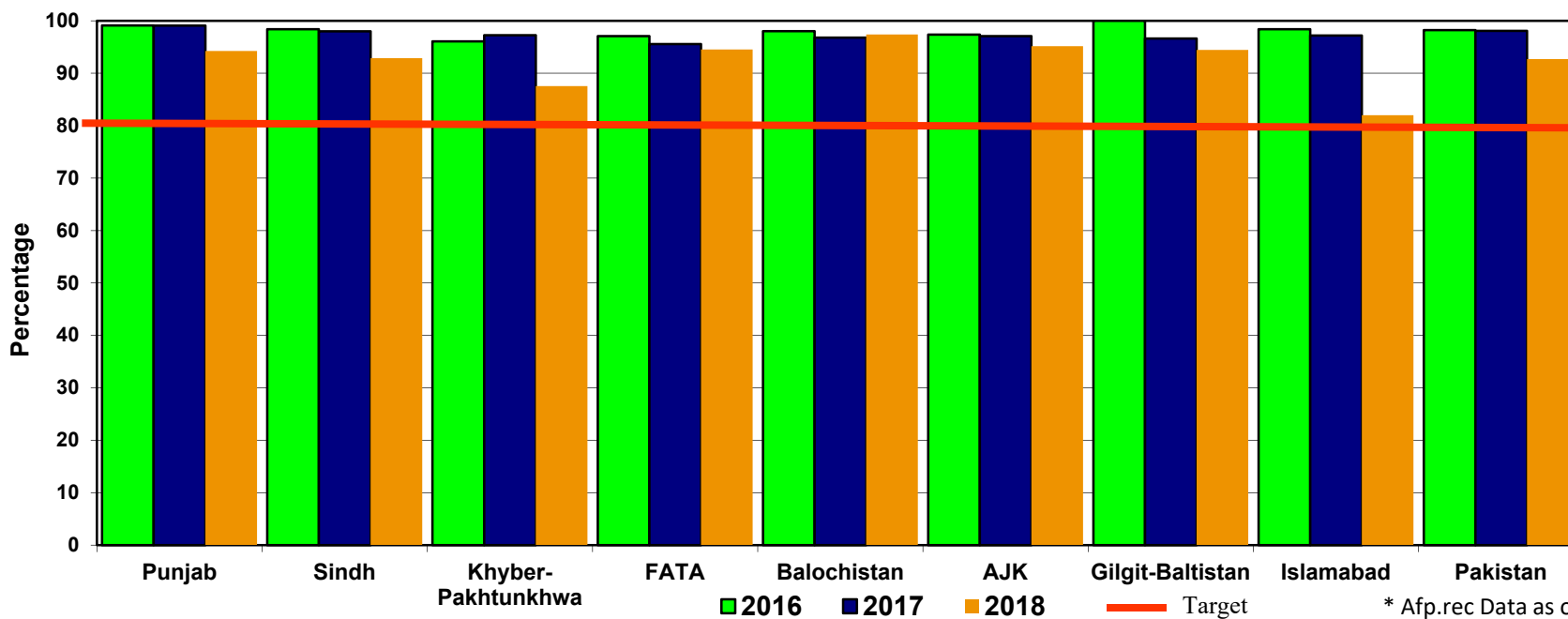
— Target Adequate Sample cases = 80%



**Graph 5: Percent AFP Cases Notified within 07 days of paralysis onset  
2016 - 2018\*; By Province/Regions**

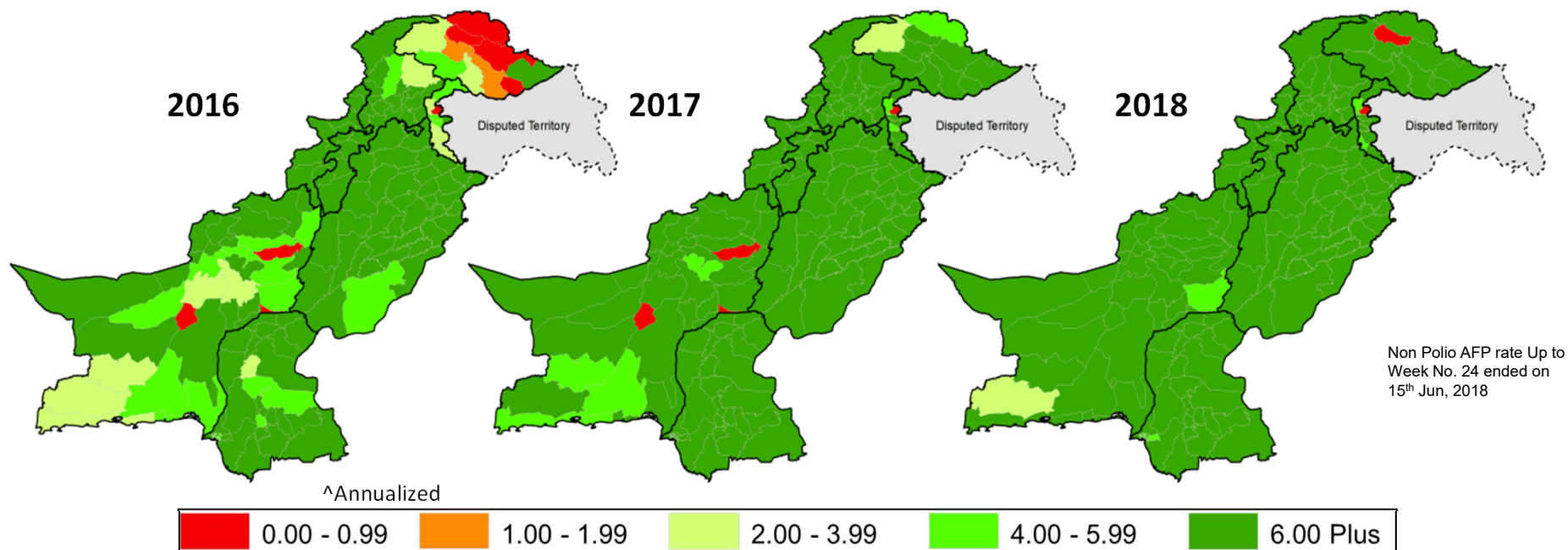


**Graph 6: Percent AFP Cases Investigated within 48 hours of notification  
2016 ~ 2018\*; By Province/Regions**

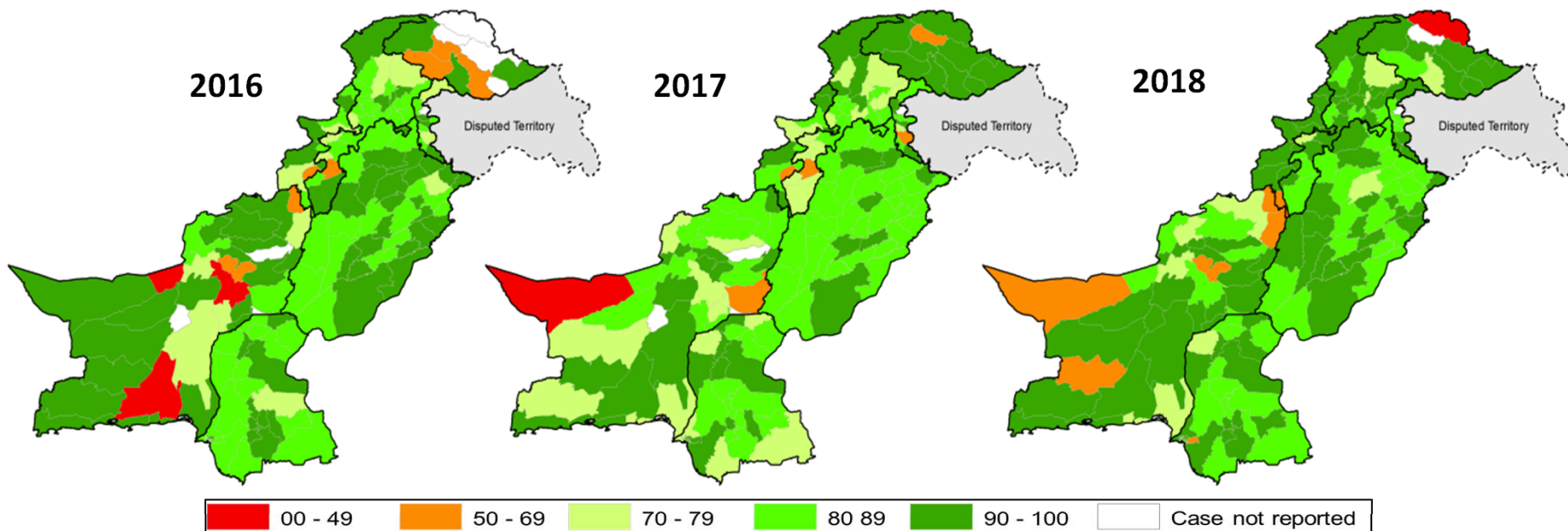


\* Afp.rec Data as of 15-06-2018

## Non-Polio ^ AFP Rate by District



## Percent AFP Cases with Adequate Specimens, by District



**Table 7.3: AFP CASES PENDING FOR CLASSIFICATION  
WITH DATE OF ONSET MORE THAN 90 DAYS\* 2017**

S. No	DISTRICT	TEHSIL	EPID	SEX	AGE	DONSET	DOSE€	DSTOOL1	DSTOOL2	LAB	FEVER	ASYM	PROG	FUP	PEND (DAYS)	
1	KOHAT	KOHAT	KP/50/17/054	M	72	28-10-17	3	LATE NOTIFIED			Y	N	N	Y	230	
2	PESHAWAR	PESHAWAR	KP/30/17/284	F	5	10-10-17	6					N	Y	N	Y	248
3	SHANGLA	ALPURI	KP/26/17/059	F	14	09-12-17	7+					Y	N	Y	Y	188
4	ICT	ICT	IB/02/17/065	M	46	04-11-17	7+	29-12-17	30-12-17	VACC	Y	N	Y	Y	223	

\* Afp.rec Data as of 15-06-2018

€ Based on recall of parents

60 days Follow-up not done

FUP = Residual Weakness at 60 days follow up.

**Table 7.4: AFP CASES PENDING FOR CLASSIFICATION  
WITH DATE OF ONSET MORE THAN 90 DAYS\* 2018 Page (1/4)**

S. No	DISTRICT	TEHSIL	EPID	SEX	AGE	DONSET	DOSESE	DSTOOL1	DSTOOL2	LAB	FEVER	ASVM	PROG	FUP	PEND (DAYS)
1	BUNER	BUNER	KP/22/18/012	M	36	07-02-18	7+	06-04-18	07-04-18	NVI	UK	UK	UK		128
2	KHUSHAB	KHUSHAB	PB/42/18/011	M	35	01-03-18	7+	18-03-18	19-03-18	NVI	UK	UK	UK		106
3	LAKKIMRWT	LAKKIMRWT	KP/62/18/012	M	30	17-01-18	7+	18-02-18	19-02-18	VACC	UK	UK	UK		149
4	SHIKARPUR	SHIKARPUR	SD/52/18/024	M	96	12-03-18	7+	06-05-18	07-05-18	NVI	UK	UK	UK		95
5	BAHAWALPUR	YAZMAN	PB/71/18/025	M	30	19-02-18	7+				Y	N	Y	DIED	116
6	BAHAWALPUR	BWP SADAR	PB/71/18/027	M	39	30-01-18	7+				N	Y	Y	DIED	136
7	BAHWLNAGAR	MINCHANABA	PB/73/18/001	M	36	05-01-18	7+				N	N	Y	DIED	161
8	BAHWLNAGAR	MINCHANABA	PB/73/18/012	M	84	04-02-18	7+				Y	Y	Y	DIED	131
9	BAHWLNAGAR	BAHAWALNAGAR	PB/73/18/025	M	14	05-02-18	7+				Y	Y	Y	Y	130
10	BAHWLNAGAR	CHISHTIAN	PB/73/18/028	F	48	02-03-18	7+	12-04-18	14-04-18	NVI	Y	Y	Y	Y	105
11	DGKHAN	DG KHAN	PB/81/18/022	M	96	27-01-18	7+	18-02-18	20-02-18	NVI	Y	Y	Y	Y	139
12	DGKHAN	DG KHAN	PB/81/18/023	F	5	09-02-18	6	25-02-18	27-02-18	NVI	Y	Y	Y	Y	126
13	DGKHAN	TAUNSA	PB/81/18/028	F	23	20-02-18	7+	22-02-18	22-02-18	NVI	Y	Y	Y	Y	115
14	DGKHAN	DG KHAN	PB/81/18/029	M	13	22-01-18	7+	24-02-18	25-02-18	NVI	N	Y	Y	Y	144
15	DGKHAN	DG KHAN	PB/81/18/040	F	7	02-01-18	7+	02-03-18	04-03-18	NVI	N	N	Y	Y	164
16	DGKHAN	DG KHAN	PB/81/18/057	F	12	14-03-18	7+	31-03-18	01-04-18	NVI	N	N	Y	Y	93
17	FAISALABAD	JARANWALA	PB/51/18/099	F	110	10-03-18	7+				Y	Y	Y		97
18	GUJRANWALA	WAZIRABAD TOWN	PB/21/18/025	F	17	17-01-18	7+	17-02-18	18-02-18	NVI	Y	N	Y	DIED	149
19	GUJRANWALA	KAMOKE TOWN	PB/21/18/082	M	4	08-02-18	4	18-05-18	26-05-18	NVI	Y	N	Y		127
20	GUJRAT	KHARIAN	PB/23/18/038	F	58	11-03-18	7+				N	N	Y		96
21	LAHORE	SHALIMAR TOWN	PB/31/18/050	F	72	04-02-18	7+	28-02-18	01-03-18	NVI	N	Y	Y	Y	131
22	LAYYAH	KAROR LAL ESAN	PB/84/18/012	M	24	24-02-18	7+	12-03-18	13-03-18	NVI	Y	N	Y	Y	111
23	LODHRAN	LODHRAN	PB/64/18/009	F	35	07-01-18	7+	03-02-18	04-02-18	NVI	Y	Y	Y	Y	159
24	MULTAN	MULTAN RURAL	PB/61/18/027	F	12	17-02-18	7+	15-03-18	16-03-18	NVI	Y	Y	Y	Y	118
25	MULTAN	MULTAN URBAN	PB/61/18/029	M	88	10-01-18	7+				Y	Y	Y	Y	156
26	MUZFARGARH	ALIPUR	PB/83/18/056	M	7	01-03-18	7+	17-03-18	18-03-18	NVI	Y	Y	Y	Y	106
27	MUZFARGARH	ALIPUR	PB/83/18/076	F	18	15-03-18	7+	20-04-18	22-04-18	NVI	Y	Y	Y	Y	92
28	OKARA	DEPALPUR	PB/34/18/015	F	3	03-02-18	3	20-02-18	22-02-18	NVI	N	N	N	Y	132
29	OKARA	DEPALPUR	PB/34/18/022	M	18	22-02-18	7+	15-03-18	16-03-18	NVI	Y	Y	Y	Y	113
30	OKARA	DEPALPUR	PB/34/18/028	M	156	13-01-18	7+				N	N	Y	Y	153
31	OKARA	DEPALPUR	PB/34/18/029	M	18	12-01-18	7+				N	Y	Y	Y	154
32	RAJANPUR	RAJAN PUR	PB/82/18/006	M	48	23-01-18	7+				N	N	Y	DIED	143
33	RAJANPUR	RAJAN PUR	PB/82/18/011	M	33	05-02-18	7+	08-02-18	08-02-18	NVI	Y	Y	Y	Y	130
34	RAJANPUR	ROJHAN	PB/82/18/010	M	115	29-01-18	7+	13-02-18	14-02-18	NVI	Y	Y	Y	Y	137
35	RAJANPUR	JAM PUR	PB/82/18/015	M	72	17-02-18	7+	20-02-18		NVI	Y	N	Y	DIED	118
36	RAJANPUR	RAJAN PUR	PB/82/18/016	F	25	04-02-18	7+	20-02-18	21-02-18	VACC	Y	Y	Y	Y	131
37	RAJANPUR	JAM PUR	PB/82/18/021	M	7	10-02-18	1	27-02-18	28-02-18	VACC	Y	Y	Y	Y	125
38	RAJANPUR	RAJAN PUR	PB/82/18/025	F	60	05-02-18	7+	09-03-18	10-03-18	NVI	N	N	Y	Y	130
39	RYKHAN	RAHIMYAR KHAN	PB/72/18/034	F	30	02-02-18	7+	20-02-18	22-02-18	NVI	Y	Y	Y	Y	133
40	RYKHAN	KHANPUR	PB/72/18/060	M	72	07-01-18	7+	10-03-18	11-03-18	NVI	N	Y	Y	Y	159
41	RYKHAN	RAHIMYAR KHAN	PB/72/18/098	M	27	13-03-18	7+	20-04-18	21-04-18	NVI	N	Y	Y	Y	94
42	SARGODHA	SAHIWAL	PB/41/18/006	M	144	05-01-18	7+	10-02-18	11-02-18	NVI	N	Y	Y	Y	161

\* Afp.rec Data as of 15-06-2018

€ Based on recall of parents

60 days Follow-up not done

FUP = Residual Weakness at 60 days follow up.

**Table 7.4: AFP CASES PENDING FOR CLASSIFICATION  
WITH DATE OF ONSET MORE THAN 90 DAYS\* 2018 Page (2/4)**

S. No	DISTRICT	TEHSIL	EPID	SEX	AGE	DONSET	DOSESE	DSTOOL1	DSTOOL2	LAB	FEVER	ASVM	PROG	FUP	PEND (DAYS)
43	SARGODHA	SHAHPUR	PB/41/18/008	M	22	12-01-18	7+	13-02-18	14-02-18	NVI	Y	Y	Y	Y	154
44	SARGODHA	SARGODHA	PB/41/18/018	F	120	14-02-18	7+	05-03-18	07-03-18	NVI	Y	N	Y	DIED	121
45	SARGODHA	SILANWALI	PB/41/18/021	F	20	08-03-18	7+	LATE NOTIFIED			Y	N	Y		99
46	SARGODHA	SILANWALI	PB/41/18/025	M	24	08-02-18	7+	27-03-18	28-03-18	NVI	Y	Y	Y	Y	127
47	SARGODHA	BHULWAL	PB/41/18/037	M	52	01-01-18	7+	LATE NOTIFIED			N	N	UK	Y	165
48	SHEIKHUPURA	FEROZEWALA	PB/33/18/028	F	34	31-01-18	7+	24-02-18	25-02-18	NVI	N	N	Y	Y	135
49	VEHARI	VEHARI	PB/63/18/016	M	72	17-02-18	7+	03-03-18	07-03-18	NVI	N	N	Y	Y	118
50	VEHARI	BUREWALA	PB/63/18/019	M	48	10-02-18	7+	17-03-18	19-03-18	NVI	Y	Y	Y	Y	125
51	BADIN	GOLARCHI	SD/23/18/015	F	48	03-01-18	7+	LATE NOTIFIED			Y	Y	Y	Y	163
52	DADU	DADU	SD/24/18/010	F	48	08-01-18	7+	06-02-18	07-02-18	EV	Y	Y	Y		158
53	DADU	MEHAR	SD/24/18/014	F	18	01-02-18	7+	17-02-18	18-02-18	EV	Y	Y	Y		134
54	GHOTKI	UBAURO	SD/42/18/012	F	60	02-02-18	7+	DIED BEFORE STOOL			Y	Y	Y	DIED	133
55	GHOTKI	GHOTKI	SD/42/18/014	F	120	27-01-18	7+	17-02-18	18-02-18	NVI	Y	N	UK	Y	139
56	JACOBABAD	THULL	SD/53/18/012	F	54	25-01-18	7+	16-02-18	18-02-18	EV	Y	Y	Y	Y	141
57	JACOBABAD	THULL	SD/53/18/023	F	36	13-03-18	7+	29-03-18	31-03-18	NVI	N	Y	UK		94
58	JAMSHORO	SEHWAN	SD/25/18/019	F	84	21-02-18	7+	DIED BEFORE STOOL			Y	N	Y	DIED	114
59	KAMBAR	SIJAWAL	SD/55/18/002	F	54	07-01-18	7+	23-01-18	24-01-18	NVI	Y	Y	Y	Y	159
60	KAMBAR	QUBO SAEED KHAN	SD/55/18/018	F	12	01-02-18	7+	19-03-18	20-03-18	EV	Y	N	Y	Y	134
61	KHAIRPUR	THARI MIR WAH	SD/43/18/024	M	30	20-01-18	7+	16-02-18	17-02-18	EV	N	Y	Y	Y	146
62	KHIGADAP	GADAP	SD/63/18/014	M	21	06-01-18	7+	LATE NOTIFIED			Y	Y	UK	Y	160
63	KHIGULBERG	GULBERG	SD/64/18/008	M	27	05-03-18	7+	28-03-18	30-03-18	NVI	N	N	N		102
64	KHIKORANGI	KORANGI	SD/68/18/009	M	36	16-02-18	7+	LATE NOTIFIED			Y	Y	Y	Y	119
65	KHILAYARI	LAYARI	SD/71/18/002	F	6	09-02-18	7+	DIED BEFORE STOOL			N	N	UK	DIED	126
66	KHILIAQAT	LIAQAT	SD/70/18/005	M	40	06-03-18	7+	DIED BEFORE STOOL			Y	N	Y	DIED	101
67	KHINNAZIM	NNAZIM	SD/74/18/006	M	22	28-02-18	7+	DIED BEFORE STOOL			N	N	Y	DIED	107
68	KHINNAZIM	NNAZIM	SD/74/18/012	M	6	15-03-18	7+	12-04-18	13-04-18	VACC	Y	Y	Y	Y	92
69	LARKANA	LARKANA	SD/51/18/024	M	48	08-03-18	7+	28-03-18	30-03-18	EV	Y	Y	Y		99
70	MIRPURKHAS	KOT GHULAM MOHD.	SD/31/18/006	M	84	06-02-18	7+	LATE NOTIFIED			Y	N	Y		129
71	MIRPURKHAS	MIRPURKHAS	SD/31/18/015	F	30	14-02-18	7+	31-03-18	02-04-18	EV	Y	Y	Y		121
72	NFEROZ	MORO	SD/45/18/005	M	84	02-01-18	7+	17-01-18	18-01-18	EV	Y	N	Y		164
73	SUJAWAL	SUJAWAL	SD/79/18/003	M	36	06-01-18	7+	11-01-18		NVI	Y	N	Y	DIED	160
74	SUJAWAL	JATI	SD/79/18/042	F	72	21-02-18	7+	19-04-18	20-04-18	EV	Y	Y	Y		114
75	SUKKUR	PANO AKIL	SD/41/18/015	M	27	16-03-18	7+	LATE NOTIFIED			Y	N	Y		91
76	THARPARKAR	NANGARPARKAR	SD/33/18/005	F	16	02-01-18	7+	31-01-18	01-02-18	NVI	N	Y	UK	Y	164
77	THATTA	THATTA	SD/22/18/010	M	86	15-02-18	7+	26-02-18	02-03-18	NVI	Y	N	UK	Y	120
78	UMERKOT	UMERKOT	SD/34/18/008	M	48	25-01-18	7+	DIED BEFORE STOOL			Y	N	Y	DIED	141
79	ABOTABAD	HAWALLIAN	KP/10/18/014	F	119	26-02-18	7+	13-03-18	14-03-18	NVI	Y	Y	Y	Y	109
80	BANNU	BANNU	KP/61/18/013	M	48	11-03-18	7+	27-03-18	30-03-18	NVI	Y	N	N	Y	96
81	DIKHAN	DERA ISMAIL KHAN	KP/60/18/012	M	48	10-02-18	7+	02-03-18	03-03-18	NVI	N	N	Y	Y	125
82	DIKHAN	DERA ISMAIL KHAN	KP/60/18/017	F	30	16-02-18	7+	10-03-18	11-03-18	NVI	N	Y	Y		119
83	HANGU	THALL	KP/54/18/008	M	4	02-02-18	5	17-03-18	18-03-18	VACC	Y	Y	Y	Y	133
84	HANGU	HANGU	KP/54/18/010	F	17	28-02-18	7+	25-03-18	26-03-18	VACC	Y	N	Y	Y	107

\* Afp.rec Data as of 15-06-2018

€ Based on recall of parents

60 days Follow-up not done

FUP = Residual Weakness at 60 days follow up.

**Table 7.4: AFP CASES PENDING FOR CLASSIFICATION  
WITH DATE OF ONSET MORE THAN 90 DAYS\* 2018 Page (3/4)**

S. No	DISTRICT	TEHSIL	EPID	SEX	AGE	DONSET	DOSE€	DSTOOL1	DSTOOL2	LAB	FEVER	ASVM	PROG	FUP	PEND (DAYS)
85	HARIPUR	HARIPUR	KP/12/18/004	F	89	20-01-18	7+	31-01-18	06-02-18	NVI	Y	N	Y	DIED	146
86	KOHAT	KOHAT	KP/50/18/012	F	21	26-01-18	7+	02-02-18	02-02-18	NVI	UK	Y	Y	DIED	140
87	KOHAT	KOHAT	KP/50/18/028	F	36	01-03-18	7+	LATE NOTIFIED			Y	Y	Y	Y	106
88	LAKKIMRWT	SERAI NAURANG	KP/62/18/009	M	12	29-01-18	7+	DIED BEFORE STOOL			Y	Y	Y	DIED	137
89	LAKKIMRWT	SERAI NAURANG	KP/62/18/017	F	84	01-01-18	7+	LATE NOTIFIED			N	Y	N	Y	165
90	LAKKIMRWT	SERAI NAURANG	KP/62/18/019	M	10	20-02-18	7+	25-03-18	26-03-18	EV	Y	Y	Y	Y	115
91	LAKKIMRWT	SERAI NAURANG	KP/62/18/028	M	12	10-03-18	7+	17-04-18	18-04-18	NVI	Y	Y	Y	Y	97
92	LAKKIMRWT	SERAI NAURANG	KP/62/18/027	M	60	15-01-18	7+	LATE NOTIFIED			Y	Y	Y	Y	151
93	MALAKAND	DARGAI	KP/20/18/025	M	17	04-02-18	7+				Y	Y	Y	Y	131
94	MANSEHRA	MANSEHRA	KP/14/18/004	F	95	07-02-18	7+	DIED BEFORE STOOL			Y	N	Y	DIED	128
95	MARDAN	MARDAN	KP/40/18/036	M	6	04-02-18	7+	08-03-18	09-03-18	VACC	N	Y	Y		131
96	MARDAN	MARDAN	KP/40/18/041	M	36	29-01-18	7+	15-03-18	16-03-18	NVI	Y	N	Y	DIED	137
97	MARDAN	MARDAN	KP/40/18/045	M	27	05-02-18	7+	19-03-18	21-03-18	NVI	Y	Y	UK	Y	130
98	MARDAN	MARDAN	KP/40/18/049	F	16	16-03-18	7+	21-03-18		NVI	Y	N	Y	DIED	91
99	MARDAN	TAKHT BAH	KP/40/18/067	M	37	07-03-18	7+	24-04-18	25-04-18	EV	Y	N	Y	Y	100
100	NOWSHERA	NOWSHERA	KP/32/18/015	M	120	21-02-18	7+	08-03-18		NVI	N	N	Y	DIED	114
101	PESHAWAR	PESHAWAR	KP/30/18/011	M	29	15-01-18	7+	DIED BEFORE STOOL			Y	N	Y	DIED	151
102	PESHAWAR	PESHAWAR	KP/30/18/017	F	96	22-01-18	7+	06-02-18	06-02-18	NVI	Y	N	N	Y	144
103	PESHAWAR	PESHAWAR	KP/30/18/029	M	36	21-01-18	7+	11-02-18	12-02-18	VACC	Y	Y	Y	Y	145
104	PESHAWAR	PESHAWAR	KP/30/18/046	F	24	21-01-18	7+	20-02-18	21-02-18	NVI	Y	Y	Y	Y	145
105	PESHAWAR	PESHAWAR	KP/30/18/047	M	144	12-01-18	7+	23-02-18	24-02-18	NVI	N	Y	Y	Y	154
106	PESHAWAR	PESHAWAR	KP/30/18/064	M	36	06-02-18	7+	18-03-18	19-03-18	VACC	Y	Y	Y	Y	129
107	PESHAWAR	PESHAWAR	KP/30/18/074	F	98	06-02-18	7+	22-03-18	26-03-18	EV	N	Y	Y	Y	129
108	SHANGLA	ALPURI	KP/26/18/017	F	45	10-01-18	7+	LATE NOTIFIED			Y	Y	Y	Y	156
109	SWABI	SWABI	KP/41/18/030	M	18	26-02-18	7+	13-03-18	15-03-18	VACC	N	Y	Y		109
110	SWABI	RAZAR	KP/41/18/033	F	53	09-03-18	7+	DIED BEFORE STOOL			Y	N	Y	DIED	98
111	TORGHAR	JUDBAH	KP/15/18/004	M	132	02-01-18	7+	LATE NOTIFIED			Y	Y	UK	Y	164
112	BOLAN	MACH	BN/42/18/002	M	48	28-01-18	7+				UK	Y	Y	DIED	138
113	CHAGHAI	CHAGAI	BN/13/18/003	F	48	13-02-18	6	DIED BEFORE STOOL			N	N	Y	DIED	122
114	KABDULAH	CHAMAN	BN/14/18/005	F	12	07-02-18	7+				Y	N	Y	DIED	128
115	KSALFULAH	KSALFULLAH	BN/25/18/003	M	34	21-02-18	7+	13-03-18	15-03-18	EV	Y	Y	Y	Y	114
116	LASBELA	SONMIANI	BN/55/18/002	F	45	05-01-18	7+	04-02-18	05-02-18	NVI	Y	N	Y	Y	161
117	MUSAKHEL	SADDAR	BN/24/18/002	F	48	05-01-18	7+	21-02-18	22-02-18	VACC	N	Y	N	Y	161
118	NOSHKI	NOSHKI	BN/15/18/003	M	19	10-02-18	7+	DIED BEFORE STOOL			Y	N	Y	DIED	125
119	PISHIN	PISHIN	BN/12/18/006	F	42	11-01-18	7+	01-02-18	04-02-18	NVI	Y	N	Y	Y	155
120	PISHIN	PISHIN	BN/12/18/012	F	34	02-03-18	7+	DIED BEFORE STOOL			Y	Y	Y	DIED	105
121	PISHIN	PISHIN	BN/12/18/013	F	84	05-01-18	7+	LATE NOTIFIED			Y	N	Y	DIED	161
122	QUETTA	ZARGHOON TOWN	BN/11/18/006	F	59	27-01-18	7+	04-02-18		NVI	N	N	Y	DIED	139
123	SHARANI	SHARANI	BN/26/18/002	M	155	16-02-18	7+	09-03-18	14-03-18	NVI	Y	Y	N	Y	119
124	SOHBATPUR	SOHBAT PUR	BN/66/18/004	M	48	16-03-18	7+	25-04-18	26-04-18	NVI	Y	Y	Y	Y	91
125	BAGH	BAGH	AJ/50/18/004	F	66	10-02-18	7+	21-02-18	26-02-18	NVI	N	Y	UK	Y	125
126	POONCH	ABBASPUR	AJ/40/18/007	M	24	20-01-18	7+	07-02-18	08-02-18	NVI	Y	Y	Y	Y	146

\* Afp.rec Data as of 15-06-2018

€ Based on recall of parents

60 days Follow-up not done

FUP = Residual Weakness at 60 days follow up.

**Table 7.4: AFP CASES PENDING FOR CLASSIFICATION  
WITH DATE OF ONSET MORE THAN 90 DAYS\* 2018 Page (4/4)**

S. No	DISTRICT	TEHSIL	EPID	SEX	AGE	DONSET	DOSESE	DSTOOL1	DSTOOL2	LAB	FEVER	ASYM	PROG	FUP	PEND (DAYS)
127	POONCH	HAJIRA	AJ/40/18/023	M	3	17-01-18	5	LATE NOTIFIED			N	Y	Y	Y	149
128	HUNZA	ALIABAD	GB/72/18/001	F	12	15-01-18	7+	04-03-18	05-03-18	NVI	UK	Y	UK		151
129	CDA	CDA	IB/01/18/014	M	79	26-02-18	3	17-03-18	19-03-18	NVI	N	Y	Y		109
130	ICT	ICT	IB/02/18/011	M	40	22-02-18	3	24-02-18		NVI	N	N	Y		113
131	ICT	ICT	IB/02/18/014	M	30	21-02-18	7+	28-02-18	28-02-18	NVI	Y	Y	Y		114
132	ICT	ICT	IB/02/18/019	M	95	08-03-18	3	22-03-18	23-03-18	NVI	N	N	Y		99
133	ICT	ICT	IB/02/18/017	F	156	12-03-18	3	21-03-18	29-03-18	NVI	N	Y	Y		95
134	ICT	ICT	IB/02/18/023	F	92	07-03-18	3	31-03-18	02-04-18	EV	Y	Y	Y		100
135	KHYBER	BARA	FT/34/18/031	M	10	15-02-18	7+	14-03-18	15-03-18	NVI	Y	Y	Y	Y	120
136	KHYBER	JAMRUD	FT/34/18/032	F	15	10-02-18	7+	18-03-18	19-03-18	NVI	N	Y	Y	Y	125
137	KURRAM	LOWER KURRAM	FT/52/18/008	F	12	18-02-18	6	27-03-18	28-03-18	VACC	N	N	Y	Y	117
138	WAZIR-N	MIR ALI	FT/64/18/019	F	12	13-02-18	7+	DIED BEFORE STOOL			Y	N	Y	DIED	122
139	WAZIR-S	LADHA	FT/65/18/009	F	54	16-03-18	7+	16-04-18	17-04-18	NVI	N	N	Y		91

\* Afp.rec Data as of 15-06-2018

€ Based on recall of parents

60 days Follow-up not done

FUP = Residual Weakness at 60 days follow up.