



**World Health
Organization**

**Weekly
AFP Surveillance Update
Pakistan**

Week 23 (*Ended on 9th Jun, 2018*)

National Surveillance Cell

World Health Organization Country Office,
Chak Shahzad, Park Road,
Islamabad, Pakistan

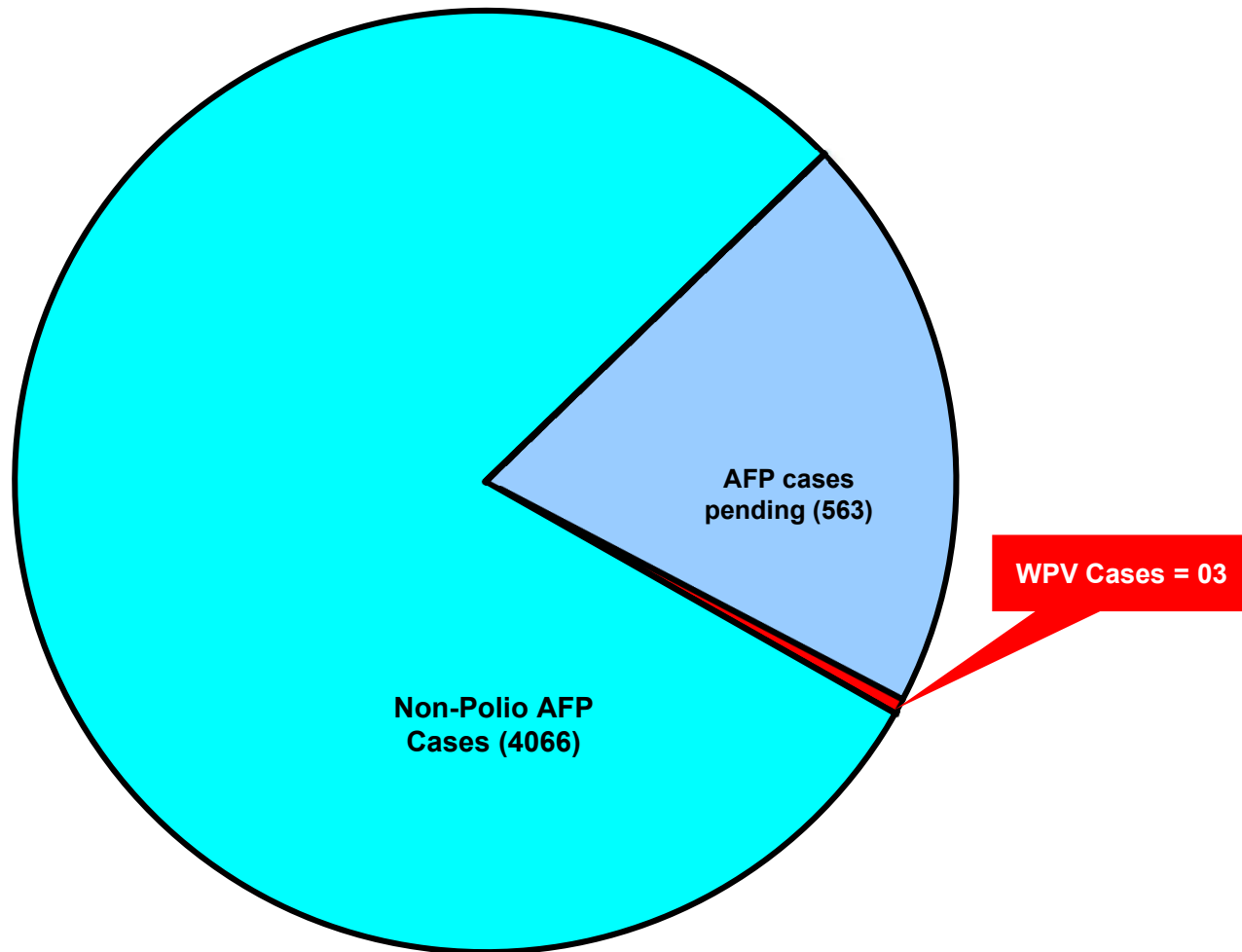
Tel: +92-51 9255123 / 9255282 /9255184

AFP Surveillance



<http://www.emro.who.int/pak/information-resources>

AFP Case Profile, 2018*



Total AFP Cases Reported = 4632

^ 296 Inadequate cases not due for FUP

^ 267 AFP Cases pending in Lab

^ 129 AFP Cases pending for classification by ERC

2017-^ 04 AFP Cases pending for classification by ERC

* Afp.rec Data as of 11-06-2018

Table 1.1: List of Confirmed Polio Cases, Pakistan 2017-2018* (1/1)

S.NO.	PROVINCE/ REGION	DISTRICT	TEHSIL	EPID NO.	SEX	AGE (m)	DATE ONSET OF PARALYSIS	NO. OPV DOSES (based on parents recall)		FEVER	Asymetric Paralysis	Rapid Progression	REFUSAL	WPV TYPE	GENETICS
								Routine	SIA's						Cluster
2017															
01	PUNJAB	LODHRAN	DUNYAPUR	PB/64/17/008	M	4	28-Jan-17	2	5	Y	Y	Y	N	NSL1	R4B1C2
02	GBALTISTAN	DIAMIR	THORE HUDUR	GB/31/17/002	M	12	13-Feb-17	0	0	Y	Y	Y	N	NSL1	R4B5C4
03	BALUCHISTAN	KABDULAH	CHAMAN	BN/14/17/024	M	18	11-June-17	0	3	Y	Y	Y	N	NSL1	R4B5C3
04	SINDH	KHGIQBAL	G-IQBAL	SD/65/17/018	M	7	11-Aug-17	3	1	Y	N	Y	N	NSL1	R4B5C4
05	KPAKHTUNKHWA	LAKKIMRWT	LAKKIMRWT	KP/62/17/025	F	24	21-Aug-17	3	7+	Y	Y	Y	N	NSL1	R4B1C1
06	SINDH	KHIGADAP	GADAP	SD/63/17/051	M	5	09-Nov-17	0	3	Y	Y	Y	Y	NSL1	R4B5C4
07	BALUCHISTAN	ZHOB	ZHOB	BN/21/17/019	M	24	15-Nov-17	0	0	N	Y	N	Y	NSL1	R4B5C4
08	BALUCHISTAN	KABDULAH	GULISTAN	BN/14/17/045	M	12	13-Nov-17	0	0	Y	Y	Y	Y	NSL1	R4B5C4
2018															
01	BALUCHISTAN	DUKI	DUKI	BN/65/18/003	M	38	08-Mar-18	0	7+	Y	Y	Y	N	NSL1	R4B5C4
02	BALUCHISTAN	DUKI	DUKI	BN/65/18/005	F	18	15-Apr-18	0	7	Y	Y	Y	N	NSL1	R4B5C4D
03	BALUCHISTAN	DUKI	DUKI	BN/65/18/007	M	18	18-May-18	0	3	Y	Y	Y	N	NSL1	R4B5C4D

* Afp.rec Data as of 11-06-2018

Table 3: Urgent/ITD Pending Cases (1/1)

S.#	Basic information									OPV doses				Urgent		Prov Diagnosis	Lab update			Remarks
	District	Tier	Tehsil	Union council	Epid number	Date of Onset	Age (M)	Sex	Date of 1st stool	Stool Adeq	RI	S1As	Last 6 S1As	Last dose	Field		NSC †	Lab No.	Days Inc	
Reported urgent (by field / NSC † criteria)																				
1	CHAKWAL*	4	CHAKWAL	CHAKWAL 1	PB/13/18/045	26-May-18	4	F	30-May-18	Y	2	2	2	12-Apr-18	N	Y	6273	11	UP	HYPOCALEMIC PARALYSIS
2	SAHIWAL	4	CHICHAWATNI	UC 86	PB/65/18/043	20-May-18	6	F	22-May-18	Y	3	3	3	11-Apr-18	N	Y	6008	12	UP	TRAUMATIC NEURIMS

* New addition ‡ New results #Data not available † NSC Criteria = Fever, Rapid Progress, Age < 48 months and OPV Doses < 7 UP = Under process
 Urgent (Field/NSC) / Inadequate specimens / Age 12-35 months / Zero OPV dose ‡ Pending for genomic sequencing

Point in time comparison of Polio Cases by Province/Region 2017 - 2018*

Region/ Province	No. of polio cases		No. of infected districts/towns		Most recent polio case
	2017	2018	2017	2018	
Balochistan	1	3	1	1	18-May-18
Sindh	0	0	0	0	09-Nov-17
Khyber Pakhtunkhwa	0	0	0	0	21-Aug-17
FATA / FR Areas	0	0	0	0	27-Jul -16
G-Baltistan	1	0	1	0	13-Feb-17
Punjab	1	0	1	0	28-Jan-17
Pakistan	3	3	3	1	18-May-18

Seventeen additional district / town declared infected based on environmental samples in 2018

* Afp.rec Data as of 11-06-2018

Table 2: LAB Update 2018*

Month of Onset	AFP Cases	No virus isolated	Cases Under Process		Isolated Viruses from stools						
			Culture	ITD	Vaccine viruses		NPEV		Wild	Results within 14 days	
	n	n	n	n	n	%	n	%	n	n	%
January	1010	835	0	0	76	8	99	10%	0	1010	100%
February	893	713	0	0	73	8	107	12%	0	893	100%
March	971	768	2	0	29	3	171	18%	1	968	100%
April	985	729	7	0	31	3	220	22%	1	980	99%
May	887	513	163	0	26	3	184	21%	1	723	82%
June	20	0	20	0	0	0	0	0%	0	0	0%
Total	4766	3558	192	0	235	5	781	16%	03	4574	96%

* Data as of Jun 11, 2018

Comparison of Environmental Sampling Results, 2016-17*

DISTRICT	2017					2018					Last
	TOTAL	WILD			TOTAL	WILD					
	n	GRAB	BMFS	TOTAL		n	GRAB	BMFS	TOTAL		
		n	n	n	%		n	n	n	%	
LAHORE	26			0	0%	25			0	0%	18-Dec-17
MULTAN	16	1		1	6%	15			0	0%	9-Jan-17
DGKHAN	16			0	0%	11		1	1	9%	12-Feb-18
RAWALPINDI	14	3	2	5	36%	11	2	1	3	27%	10-May-18
FAISALABAD	11			0	0%	10			0	0%	2-Jul-16
SARGODHA	5			0	0%	4			0	0%	
BAHAWALPUR	5			0	0%	4			0	0%	
RAJANPUR						5			0	0%	
CDA	6	4		4	67%	5	1		1	20%	10-Jan-18
KHIGIQBAL	13	2	1	3	23%	10			0	0%	10-Oct-17
KHIGADAP	17	7		7	41%	15	5		5	33%	10-May-18
KHIBALDIA	5			0	0%	5			0	0%	3-Nov-17
KHILANDHI	5	3		3	60%	5	2		2	40%	20-Apr-18
KHIKORANGI	5			0	0%	4			0	0%	16-Oct-17
KHISITE	5			0	0%	5	1		1	20%	1-Jan-18
KHISADDAR						4			0	0%	
KHILIAQAT						4	1		1	25%	7-Mar-18
SUKKUR	12	1		1	8%	11		1	1	9%	8-Feb-18
HYDERABAD	6			0	0%	5	1		1	20%	9-Feb-18
JACOBABAD	6			0	0%	7	1	1	2	29%	7-Mar-18
SANGHAR	5			0	0%	1			0	0%	
DADU	6			0	0%	5			0	0%	
KAMBAR	5			0	0%	5	2		2	40%	7-May-18
PESHAWAR	14	3	2	5	36%	11	5	1	6	55%	24-May-18
DIKHAN	12			0	0%	10			0	0%	16-Jul-16
BANNU	4			0	0%	5		1	1	20%	31-Mar-18
KOHAT	5			0	0%	5	2		2	40%	27-Mar-18
CHARSADA	5			0	0%	4			0	0%	
MARDAN	5			0	0%	5			0	0%	
NOWSHERA	5			0	0%	5			0	0%	
KABDULAH	11	8		8	73%	10	1		1	10%	1-Jan-18
QUETTA	22	7	1	8	36%	19	3		3	16%	28-Apr-18
PISHIN	6	4		4	67%	5			0	0%	2-Oct-17
KHUZDAR	5			0	0%	5			0	0%	
LORALAI	5			0	0%	4	1		1	25%	17-Mar-18
ZHOB	5			0	0%	5			0	0%	18-Dec-17
WAZIR-S						1					
BAJOUR						1					
PAKISTAN	293	43	6	49	17%	271	28	6	34	13%	24-May-18

New Positive Sample

* Data as of Jun 11, 2018

WPV and cVDPV Cases by District in 2017

PROVINCE	DISTRICT	WPV Cases		cVDPV Cases	
		Onset of Last Case	Cases	Onset of Last Case	Cases
KPAKHTUNKHWA	LAKKIMRWT	21-Aug	1		
Total		21-Aug	01		
SINDH	KHIGADAP	09-Nov	1		
	KHIGIQBAL	11-Aug	1		
Total		09-Nov	02		
BALOCHISTAN	ZHOB	15-Nov	1		
	KABDULAH	13-Nov	2		
Total		15-Nov	03		
G-Baltistan	DIAMIR	13-Feb	1		
Total		13-Feb	01		
PUNJAB	LODHRAN	28-Jan	1		
Total		28-Jan	01		
PAKISTAN		15-Nov	08		

2018

This year 3 WPV cases was reported from District Dukki with following characteristics.

1. Age: 38 months
 Onset: 8th March, 2018
 OPV doses: Routine=0 and SIAs = 7+

 2. Age: 18 months
 Onset: 15th April, 2018
 OPV doses: Routine=0 and SIAs = 7

 3. Age: 18 months
 Onset: 18th May, 2018
 OPV doses: Routine=0 and SIAs = 3

Map 2.1: Point in Time Comparison of Wild Polio virus Compatible and cVDPV2 isolates

Infected districts/Towns/Agencies/Areas

On the basis of WPV isolation

- WPV cases = 03
- Sewage water = 10 (no WPV case)
- Total = 13

2017

Source

AFP Surveillance

- P1 = 03
- Compatible = 0
- cVDPV Cases = -
- cVDPV Env = -

Sewage water

- Grab = 43
- BMFS = 06

Infected districts/Towns/Agencies/Areas

On the basis of WPV isolation

- WPV cases = 01
- Sewage water = 17 (no WPV case)
- Total = 18

2018

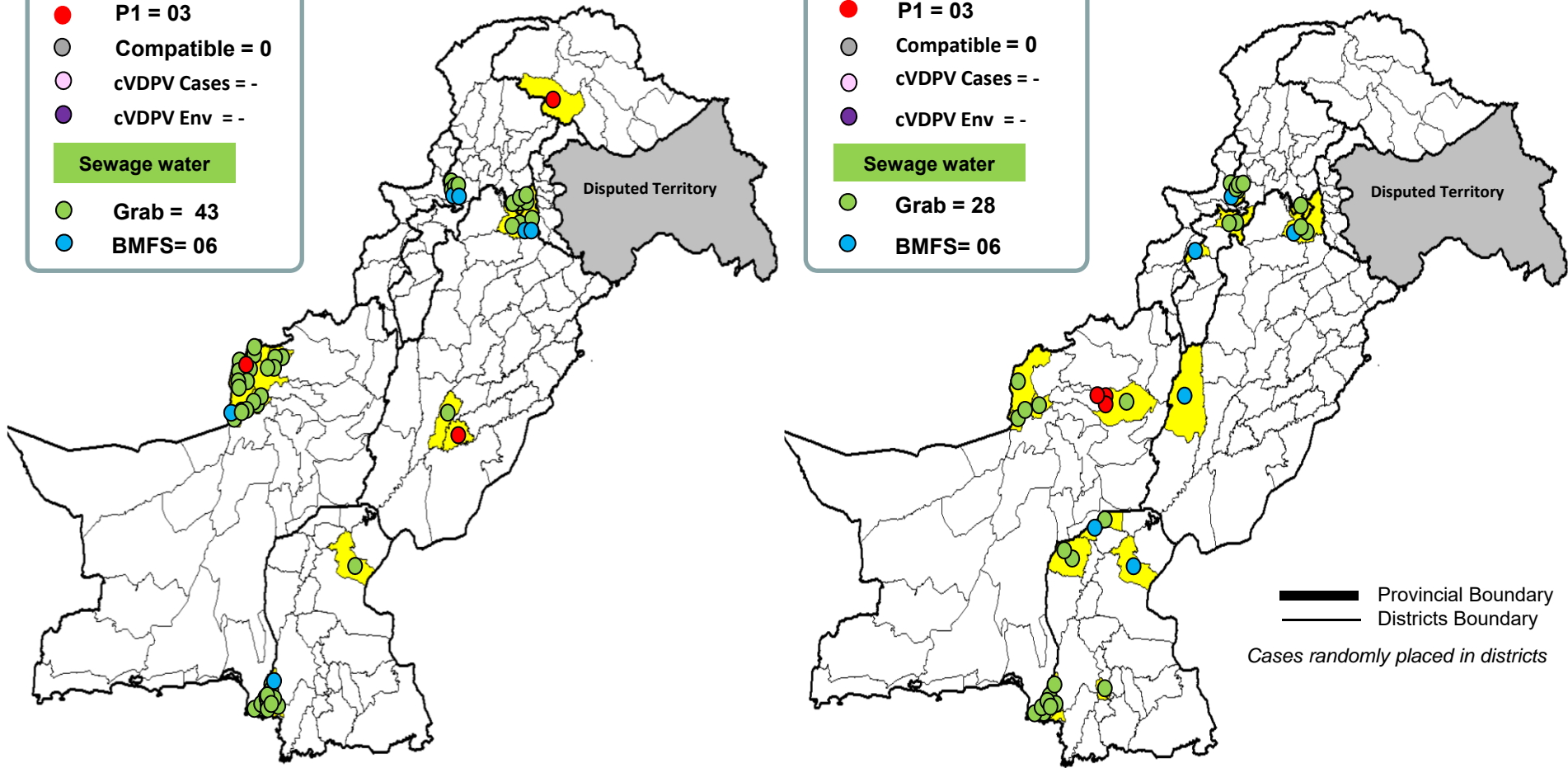
Source

AFP Surveillance

- P1 = 03
- Compatible = 0
- cVDPV Cases = -
- cVDPV Env = -

Sewage water

- Grab = 28
- BMFS = 06



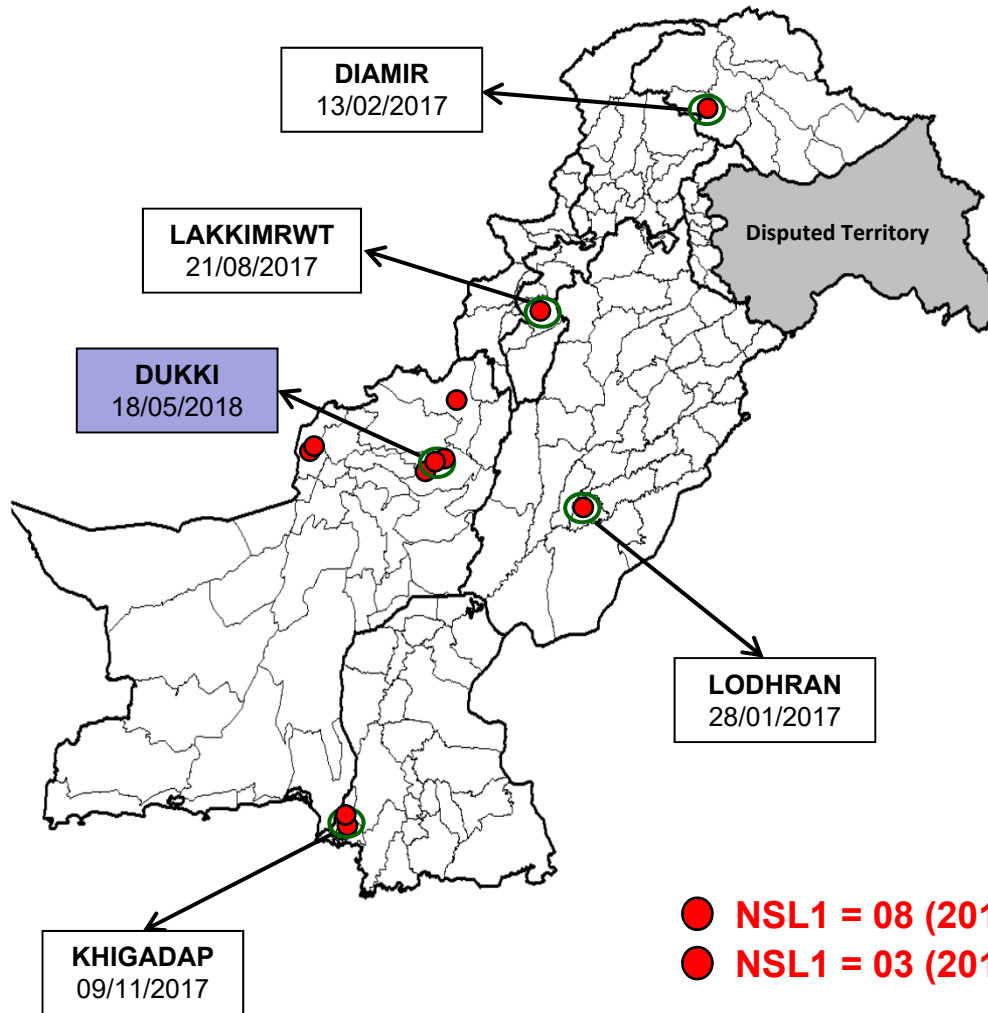
— Provincial Boundary
 - - - Districts Boundary

Cases randomly placed in districts

* Afp.rec Data as of 11-06-2018

Map1: Distribution of Wild Polio Cases Pakistan 2017-2018*

2017: Districts/Towns with Wild Polio Cases = 07



Province/ Country	Date of Last Case		Number of cases 2017		Number of cases 2018	
	P1	P3	P1	P3	P1	P3
FATA	Jul, 2016	Apr, 2012	-	-	-	-
KHYBER-PAKHTUNKHWA	Aug, 2017	Oct, 2010	01	-	-	-
SINDH	Nov, 2017	Jan, 2010	02	-	-	-
BALUCHISTAN	Apr, 2018	Apr, 2010	03	-	03	-
PUNJAB	Jan, 2017	Jun, 2010	01	-	-	-
AJK	Jun, 2000	Jun, 2000	-	-	-	-
GILGIT-BALTISTAN	Feb, 2017	-	01	-	-	-
ISLAMABAD	Sep, 2008	Sep, 2008	-	-	-	-
PAKISTAN	Apr, 2018	Apr, 2012	08	-	03	-

○ District with last polio case in province

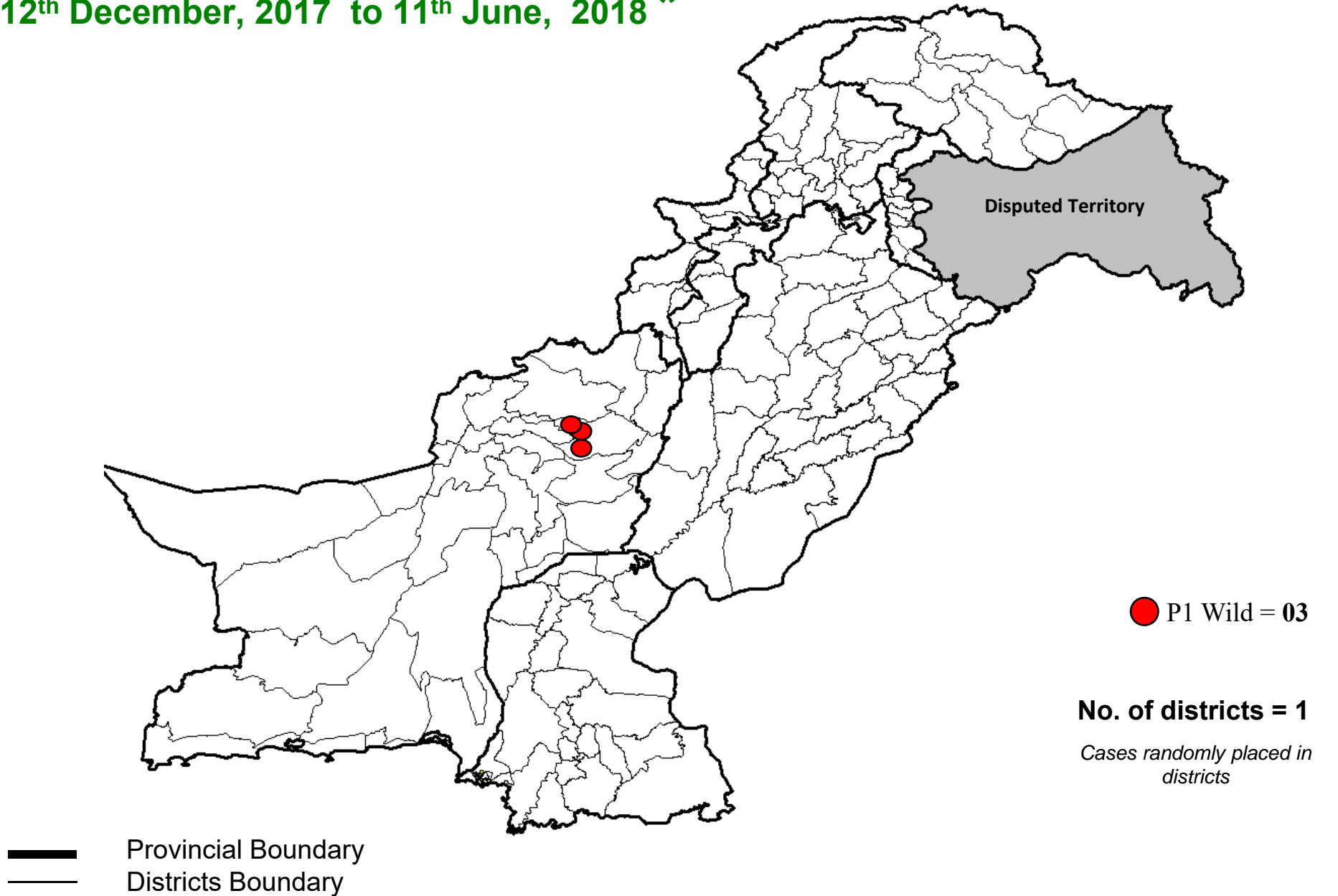
— Provincial Boundary
— Districts Boundary

Cases randomly placed in districts

* Afp.rec Data as of 11-06-2018

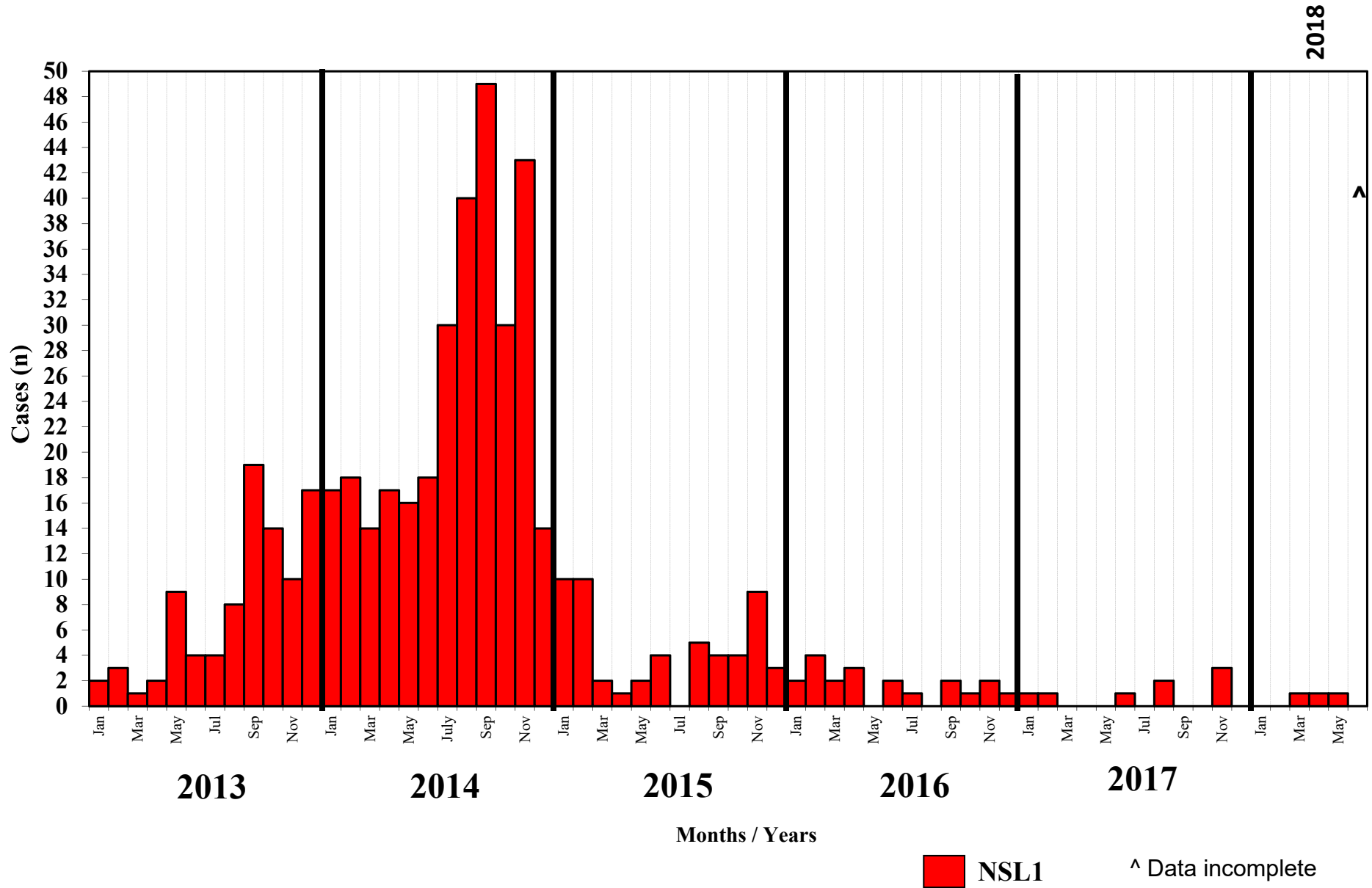
Map 3: Wild Polio cases in the last 6 months

12th December, 2017 to 11th June, 2018 *



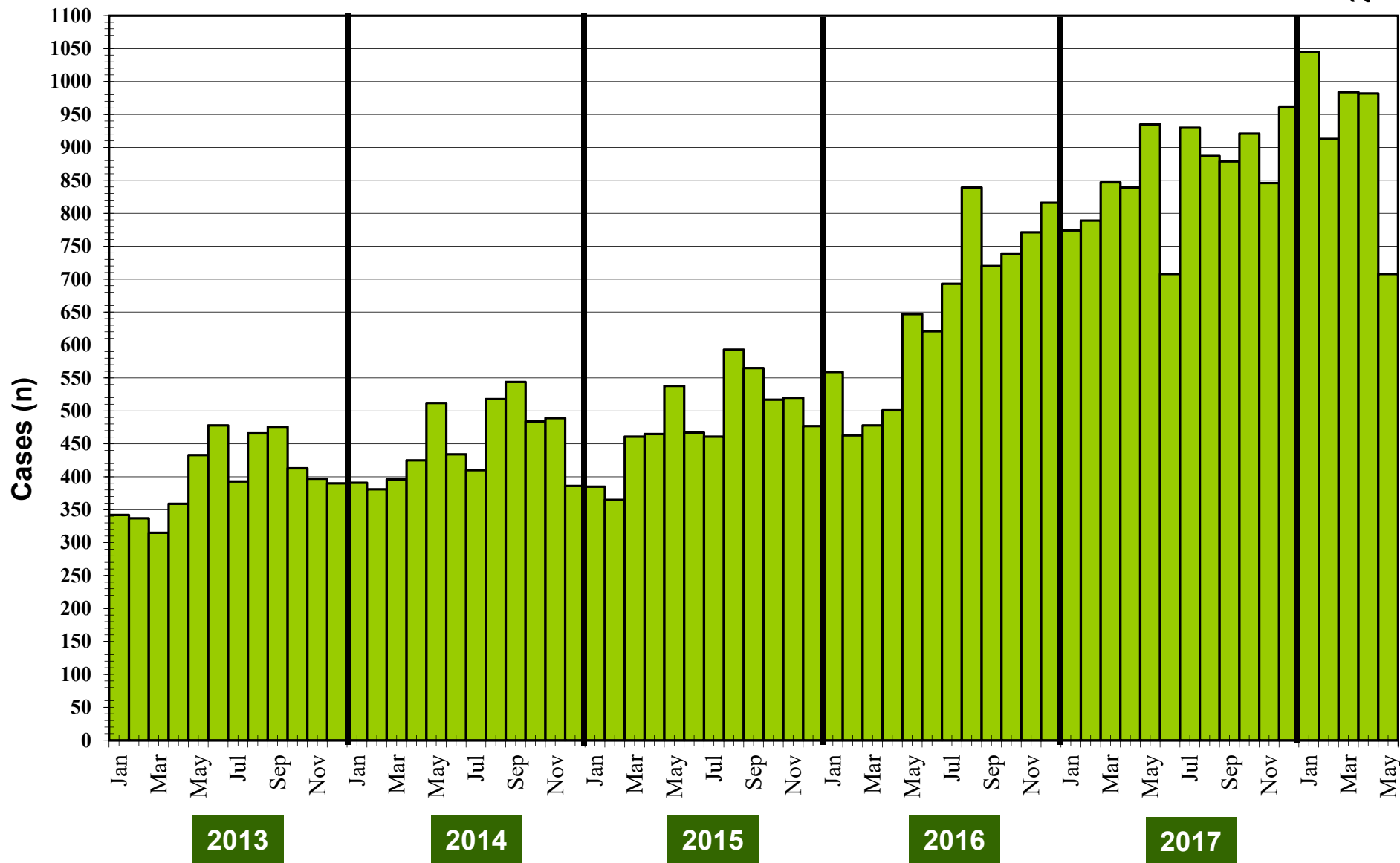
* Afp.rec Data as of 11-06-2018

Confirmed Polio Cases 2013-2018*



* Afp.rec Data as of 11-06-2018

Graph 1: Distribution of AFP Cases by Month, Pakistan 2013-2018*



* Afp.rec Data as of 11-06-2018

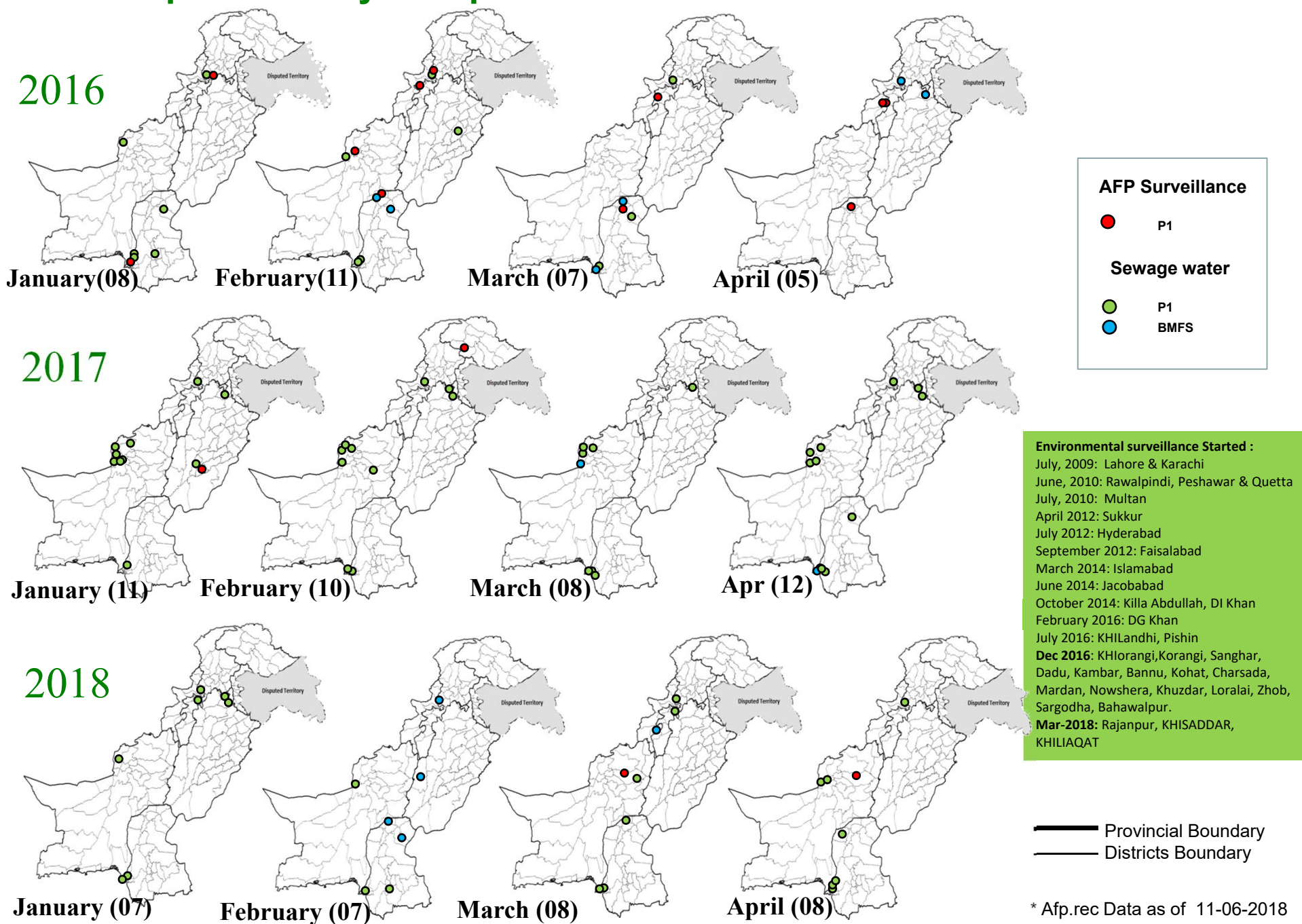
**Table 4: Distribution of AFP Cases By Week of Onset [^]
Pakistan- 2017-2018* [Week number / Ending on]**

PROVINCE	W 07 17 Feb2 018	W 08 24 Feb2 018	W 09 03 Mar2 018	W 10 10 Mar 2018	W 11 17 Mar 2018	W 12 24 Mar 2018	W 13 31 Mar 2018	W 14 7 Apr 2018	W 15 14 Apr 2018	W 16 21 Apr 2018	W 17 28 Apr 2018	W 18 05 May 2018	W 19 12 May 2018	W 20 19 May 2018	W 21 26 May 2018
PUNJAB	94	97	94	88	98	85	97	106	101	111	96	121	126	87	27
SINDH	53	42	34	37	54	51	45	48	53	40	37	41	39	18	12
FATA	5	7	4	17	15	7	14	20	19	13	8	21	14	6	2
BALUCHISTAN	10	13	8	12	12	7	15	13	16	10	15	8	8	5	5
AJK	6	10	9	4	5	1	5	11	2	6	2	6	5	2	1
GILGIT BILTISTAN	4	4	2	2	2	5	4	2	6	2	2	2	3	2	0
ISLAMABAD	3	3	5	5	2	5	2	1	0	1	2	2	2	0	0
KPAKHTUNKHWA	42	39	53	46	43	48	44	59	53	28	37	50	47	32	16
PAKISTAN	217	215	209	211	231	209	226	260	250	211	199	251	244	152	63

* Afp.rec & Afplab.rec: Data as of 11-06-2018

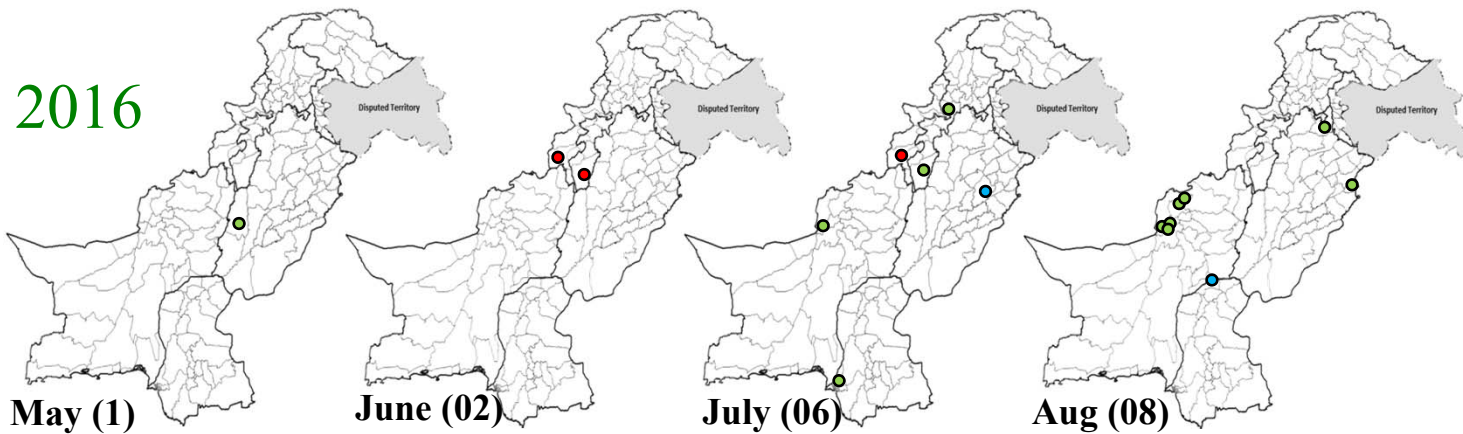
[^] MMWR Epidemiological Weeks

Map 4: Monthly Comparison of Polio Cases/Isolates 2016-2018*



* Afp.rec Data as of 11-06-2018

Map 4.1: Monthly Comparison of Polio Cases/Isolates 2016-2018*

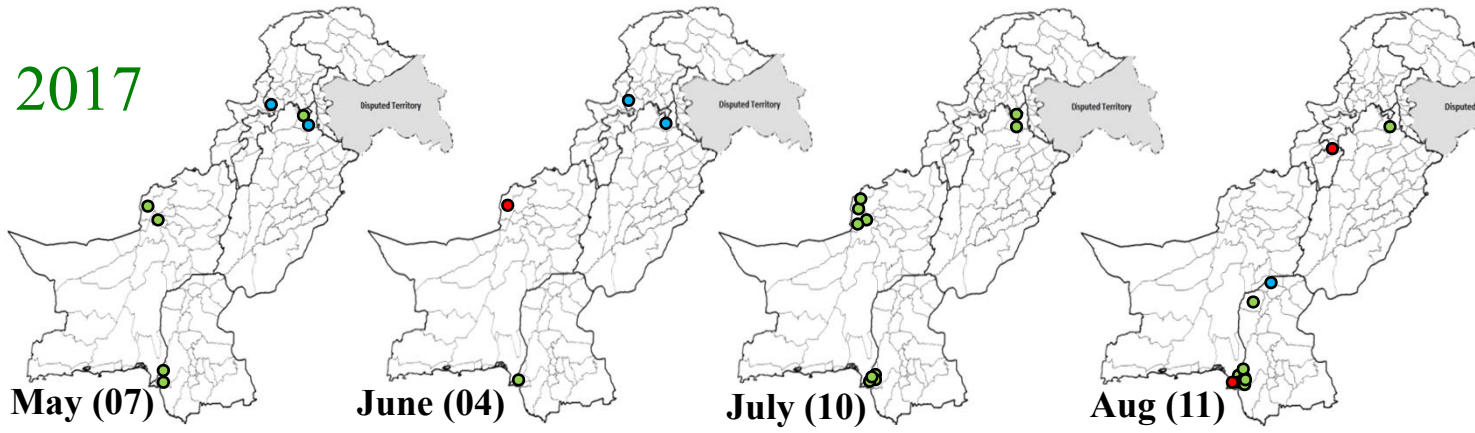


AFP Surveillance

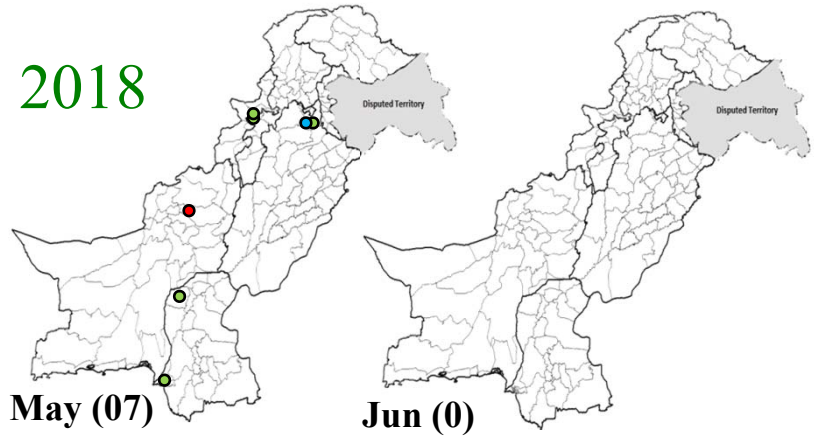
- P1

Sewage water

- P1
- BMFS



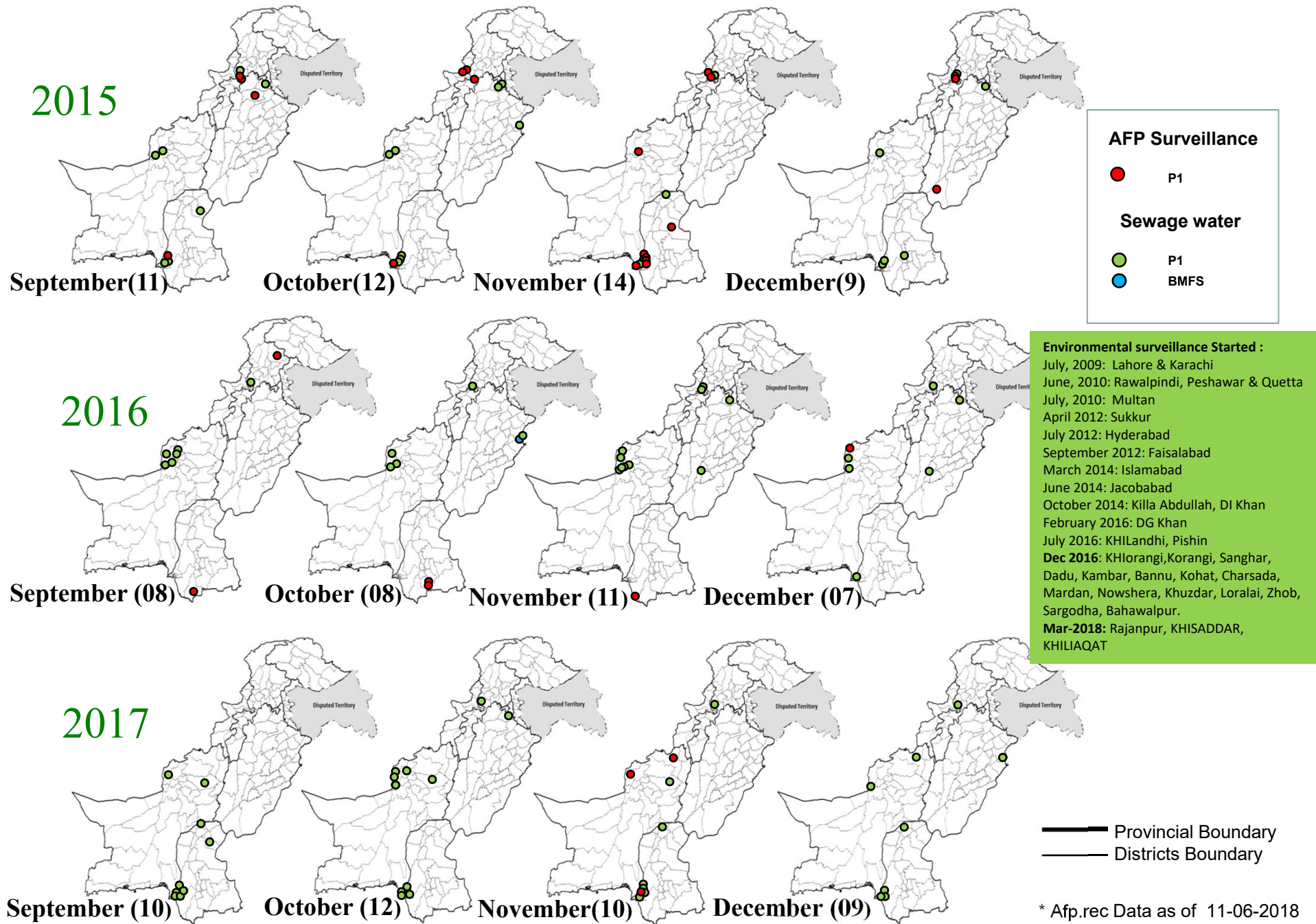
Environmental surveillance Started :
 July, 2009: Lahore & Karachi
 June, 2010: Rawalpindi, Peshawar & Quetta
 July, 2010: Multan
 April 2012: Sukkur
 July 2012: Hyderabad
 September 2012: Faisalabad
 March 2014: Islamabad
 June 2014: Jacobabad
 October 2014: Killa Abdullah, DI Khan
 February 2016: DG Khan
 July 2016: KHILandhi, Pishin
Dec 2016: KHlorangi, Korangi, Sanghar, Dadu, Kambar, Bannu, Kohat, Charsada, Mardan, Nowshera, Khuzdar, Loralai, Zhob, Sargodha, Bahawalpur.
Mar-2018: Rajanpur, KHISADDAR, KHILIAQAT



— Provincial Boundary
 — Districts Boundary

* Afp.rec Data as of 11-06-2018

Map 4.2: Monthly Comparison of Polio Cases/Isolates 2015-2017*



* Afp.rec Data as of 11-06-2018

Table 5: Polio Eradication Update, Pakistan 2015-2018*

Province/Region	Polio 1			
	2015	2016	2017	2018
FATA	16	02	-	-
KP	17	08	01	-
SINDH	12	08	02	-
PUNJAB	02	-	01	-
BALUCHISTAN	07	02	03	03
AJK	-	-	-	-
Gilgit-Baltistan	-	-	01	-
ISLAMABAD	-	-	-	-
PAKISTAN	54	20	08	03

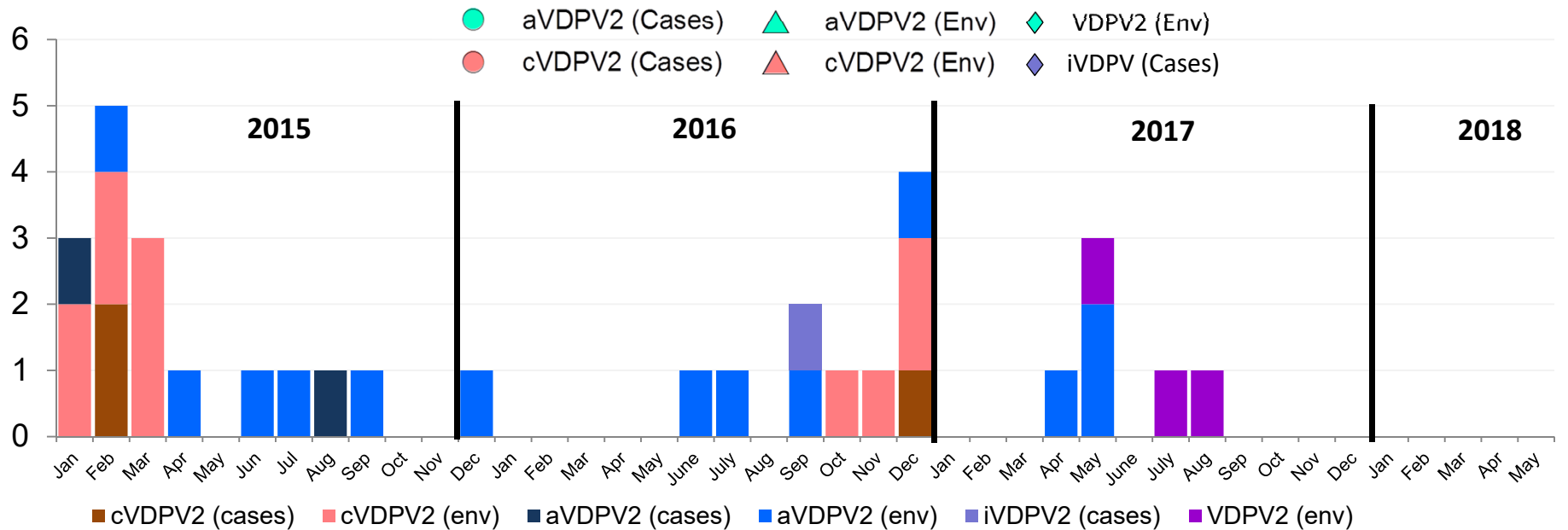
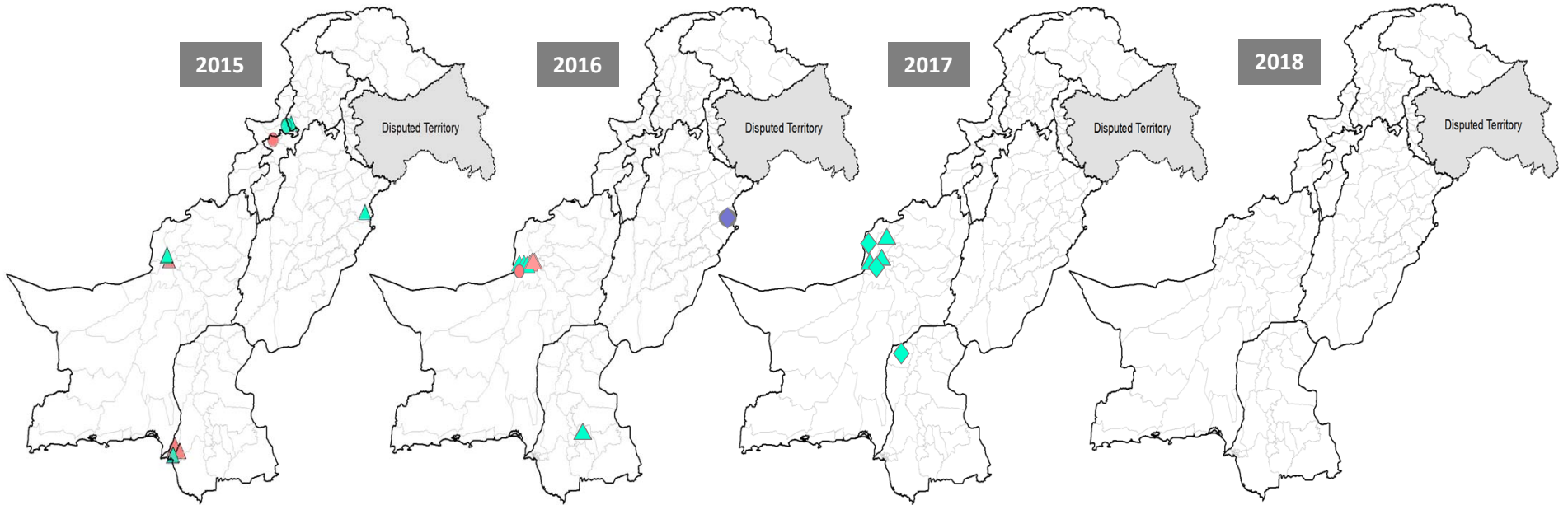


* Afp.rec Data as of 11-06-2018

VDPV2 isolates, 2014 to 2018*

DISTRICT	2014				2015				2016					2017					2018			
	aVDPV-2		cVDPV-2		aVDPV-2		cVDPV-2		aVDPV-2		iVDPV-2		cVDPV-2		VDPV2		aVDPV-2		cVDPV-2			
	Cases	Env	Cases	Env	Cases	Env	Cases	Env	Cases	Env	Cases	Env	Cases	Env	Env	Cases	Env	Cases	Env			
JAFARABAD																						
MASTUNG																						
PISHIN														1								
QUETTA					2		1			3			1	4		2				1		
KABDULAH																				1		
BALOCHISTAN					2		1			3			1	4		3				2		
FR BANNU				8																		
KHYBER	1		2		1		1															
MOHMAND																						
WAZIR-N	2		7																			
WAZIR-S	1																					
FATA	4		17		1		1															
BANNU			1																			
HANGU							1															
LAKKIMRWT			1																			
PESHAWAR			1				1															
KPAKHTUNKHWA			3		1		1															
LAHORE	1						1					1										
PUNJAB	1				1					1												
KAMBAR																				1		
KHIGADAP		2	1	7																6		
KHIGIQBAL		1					2															
KHIGULBERG							1															
HYDERABAD												1										
SINDH	3	1	7		1	2	6			1										1		
PAKISTAN	5	3	21	7	2	6	2	7		4	1		1	4		3				3		

VDPV isolates (Cases + ES), 2015 – 2018*



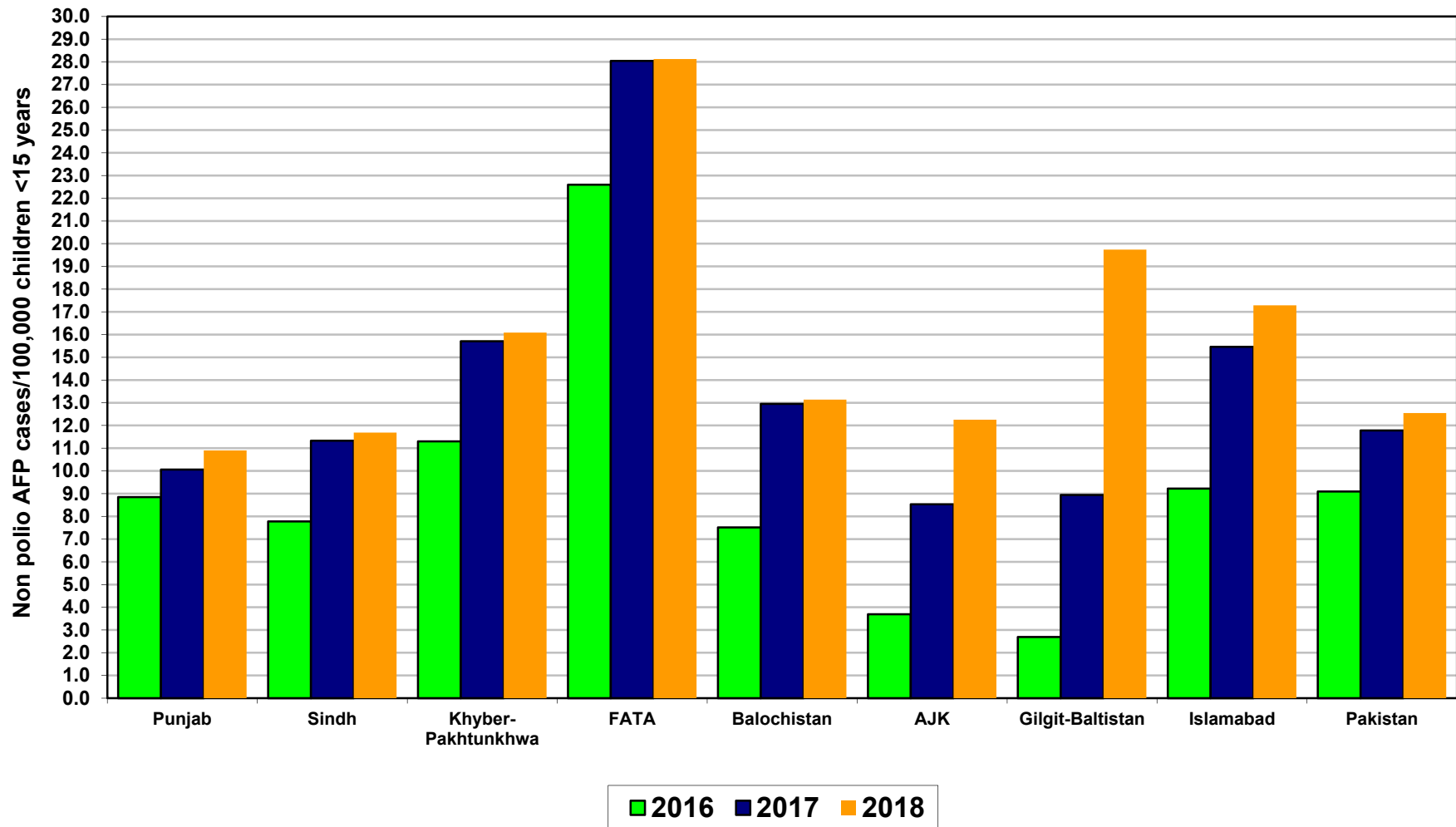
* Afp.rec Data as of 11-06-2018

Table 6: Vaccination status of non polio AFP cases age 6-59 months 2016-2018*

REGION	0 dose			1-2 doses			3 doses			4-6 doses			7+ doses		
	16	17	18	16	17	18	16	17	18	16	17	18	16	17	18
Central Punjab	0%	0%	0%	0%	0%	0%	1%	1%	2%	3%	3%	1%	97%	96%	97%
North Punjab	0%	0%	0%	0%	0%	1%	0%	1%	1%	2%	2%	2%	98%	97%	97%
South Punjab	0%	0%	0%	0%	0%	0%	0%	0%	0%	2%	2%	1%	98%	98%	99%
PUNJAB	0%	0%	0%	0%	0%	0%	0%	1%	1%	2%	2%	1%	97%	97%	97%
Karachi	0%	1%	0%	1%	1%	1%	1%	1%	2%	5%	7%	4%	93%	91%	94%
North Sindh	0%	0%	0%	0%	0%	0%	0%	0%	0%	5%	3%	2%	94%	97%	98%
South Sindh	0%	0%	0%	1%	0%	0%	1%	1%	0%	6%	4%	1%	92%	95%	98%
SINDH	0%	0%	0%	1%	0%	0%	1%	0%	1%	5%	4%	2%	93%	95%	97%
Central Khyber Pakhtunkhwa	0%	0%	0%	0%	1%	0%	0%	0%	0%	1%	1%	2%	99%	98%	98%
North Khyber Pakhtunkhwa	1%	0%	0%	1%	1%	0%	0%	1%	1%	2%	3%	2%	96%	94%	98%
South Khyber Pakhtunkhwa	0%	0%	1%	1%	2%	0%	1%	2%	1%	1%	4%	2%	96%	92%	97%
Khyber Pakhtunkhwa	0%	0%	0%	1%	1%	0%	0%	1%	1%	1%	3%	2%	97%	95%	98%
FATA	0%	0%	0%	2%	0%	1%	1%	1%	1%	10%	8%	4%	88%	91%	95%
Rest of Balochistan	7%	3%	0%	7%	9%	4%	2%	4%	0%	23%	13%	16%	62%	71%	80%
North Balochistan	0%	4%	0%	3%	6%	3%	3%	2%	0%	10%	10%	7%	83%	78%	90%
Quetta Block	1%	0%	2%	1%	1%	0%	4%	0%	0%	10%	7%	0%	83%	92%	98%
BALUCHISTAN	2%	2%	1%	3%	4%	2%	3%	3%	0%	13%	10%	8%	80%	82%	89%
PAKISTAN	0%	0%	0%	1%	1%	0%	1%	1%	1%	4%	4%	2%	95%	95%	96%

* Afp.rec Data as of 11-06-2018

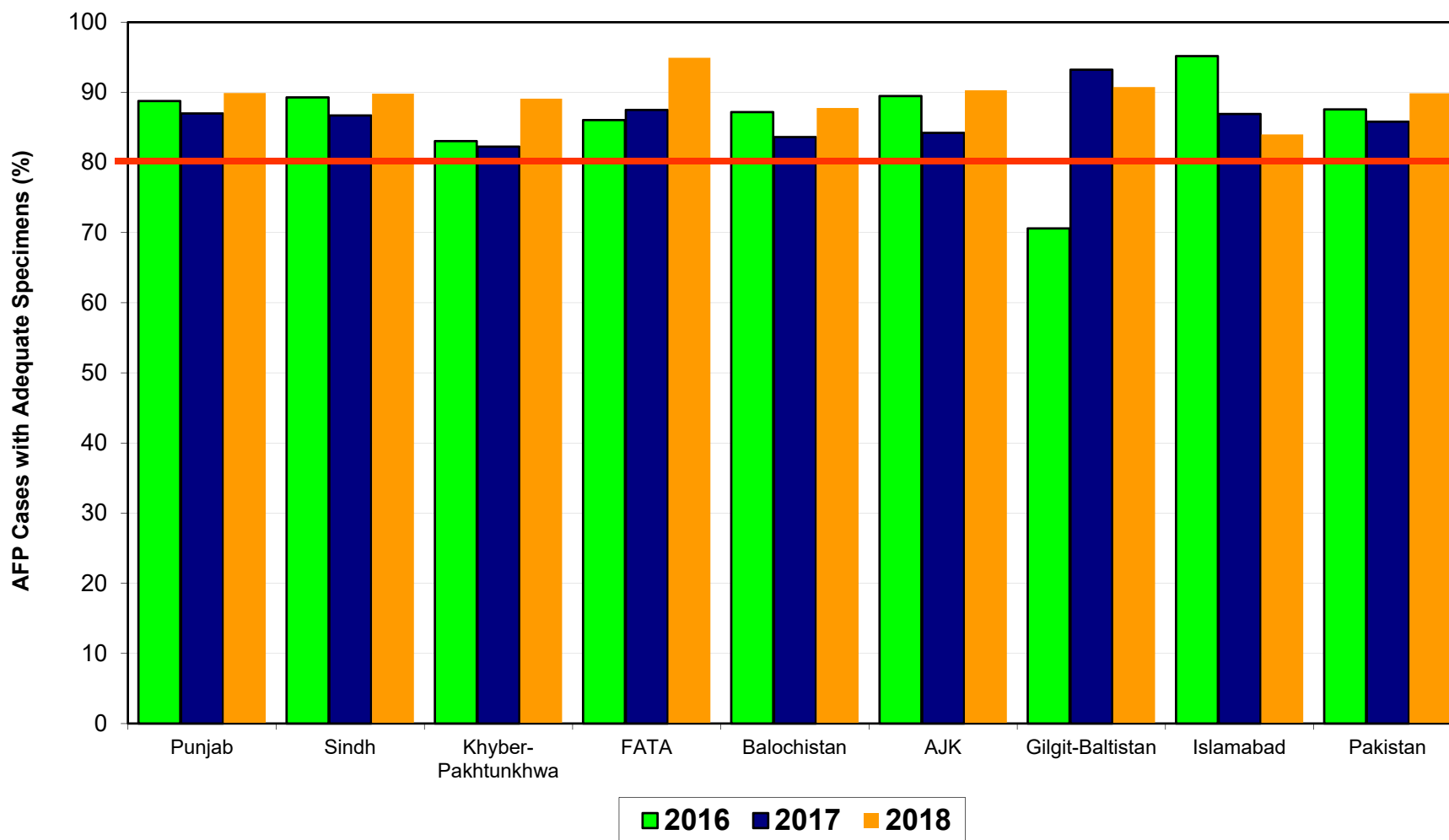
Non Polio AFP Rate By Province/Regions, 2016-2018*



Minimum Target Non-Polio AFP Rate for Tier-1 and Tier-2 districts is 6/100000 < 15 years of the age
 Minimum Target Non-Polio AFP Rate for Tier-3 and Tier-4 districts is 3/100000 < 15 years of the age

* Afp.rec Data as of 11-06-2018

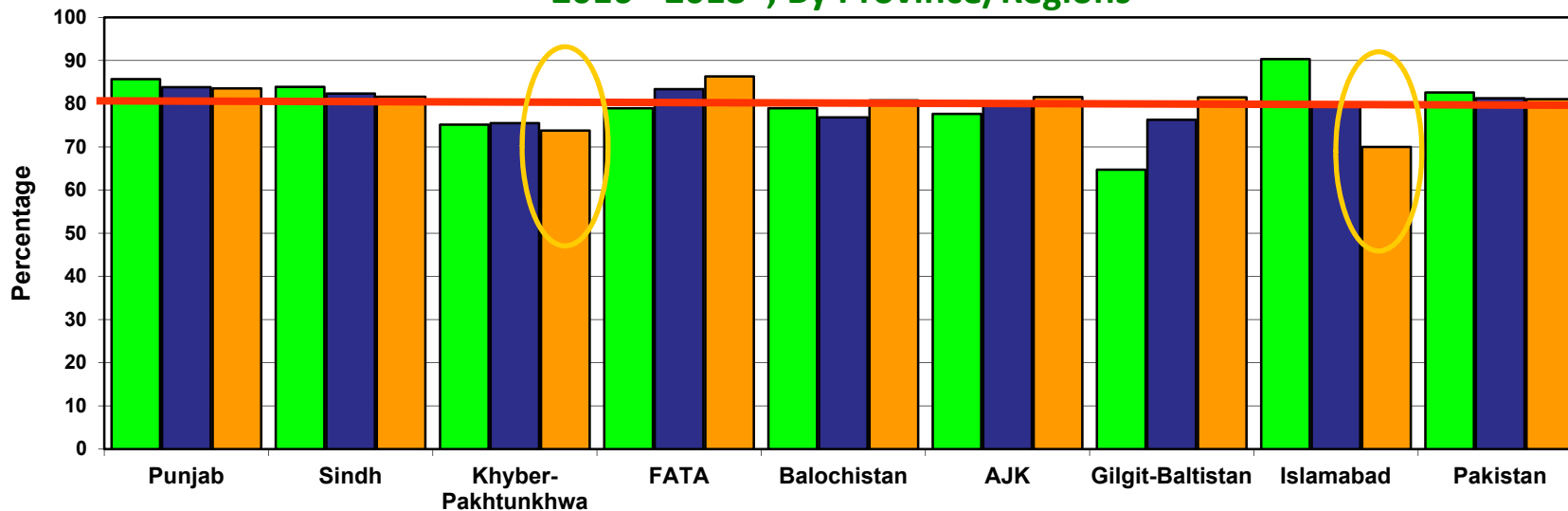
Percent AFP Cases with Adequate Specimens By Province/Regions, 2016-2018*



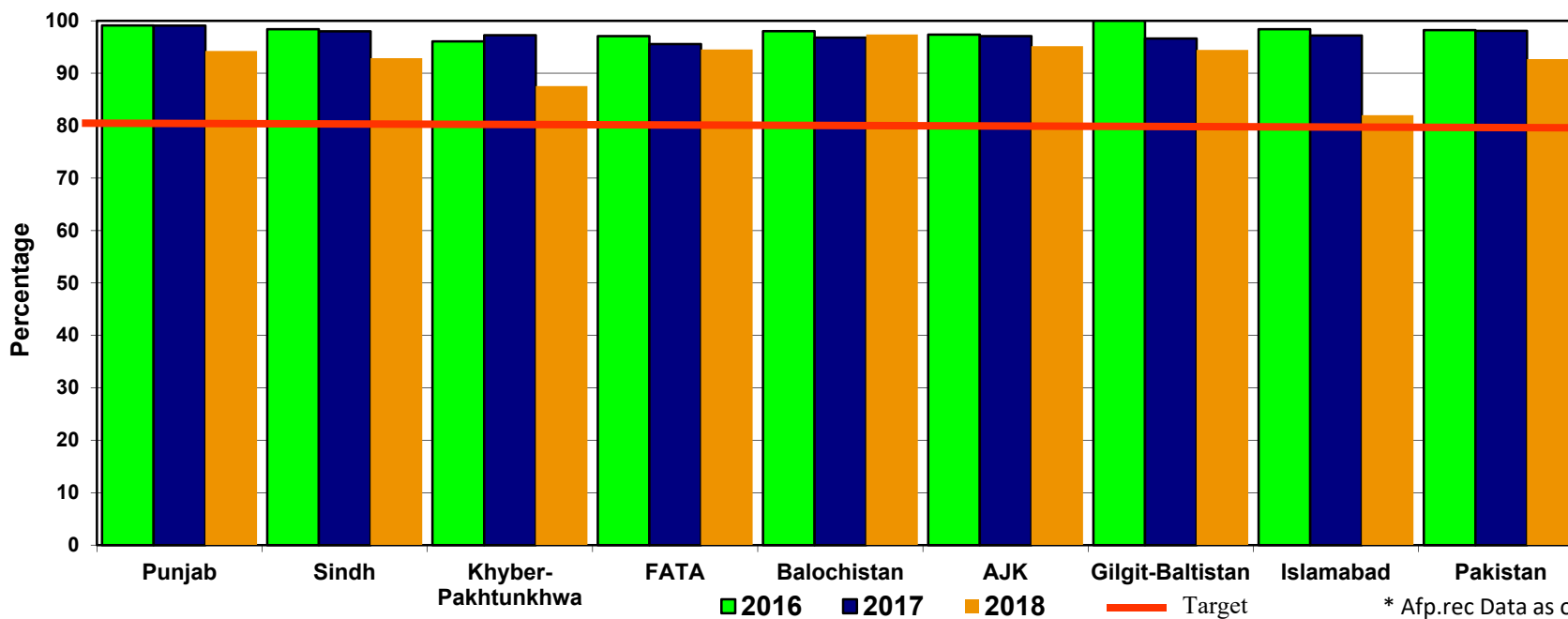
* Afp.rec Data as of 11-06-2018

— Target Adequate Sample cases = 80%

**Graph 5: Percent AFP Cases Notified within 07 days of paralysis onset
2016 - 2018*; By Province/Regions**

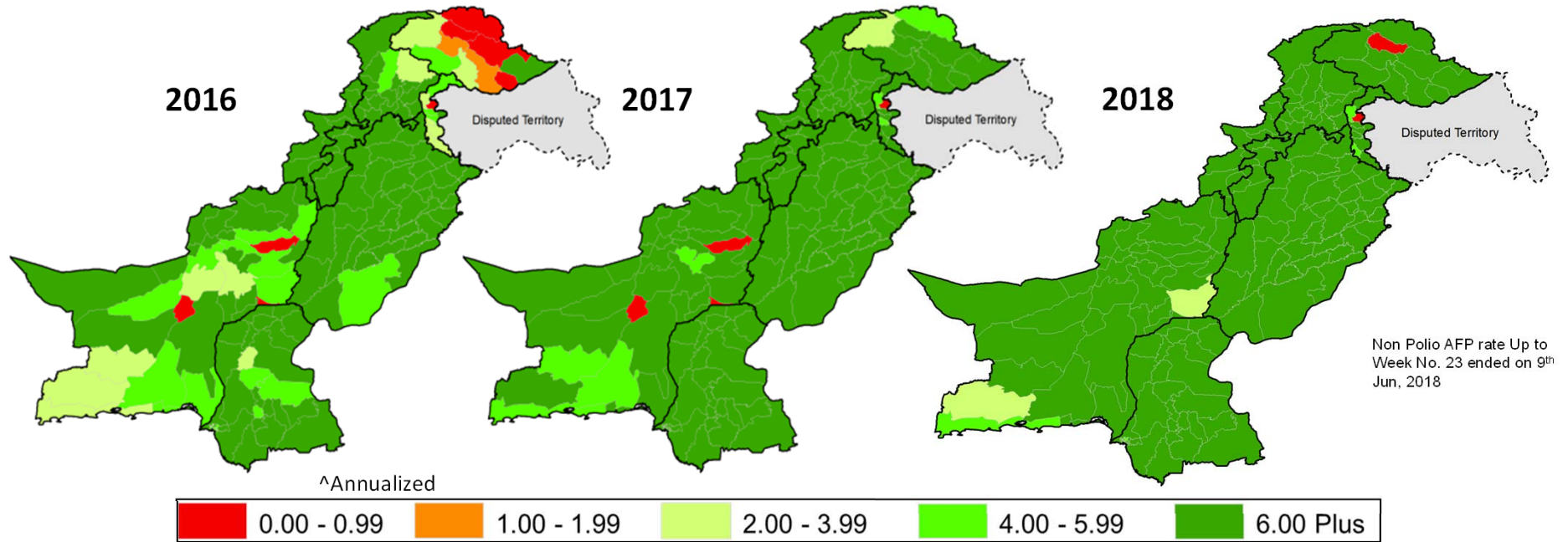


**Graph 6: Percent AFP Cases Investigated within 48 hours of notification
2016 ~ 2018*; By Province/Regions**

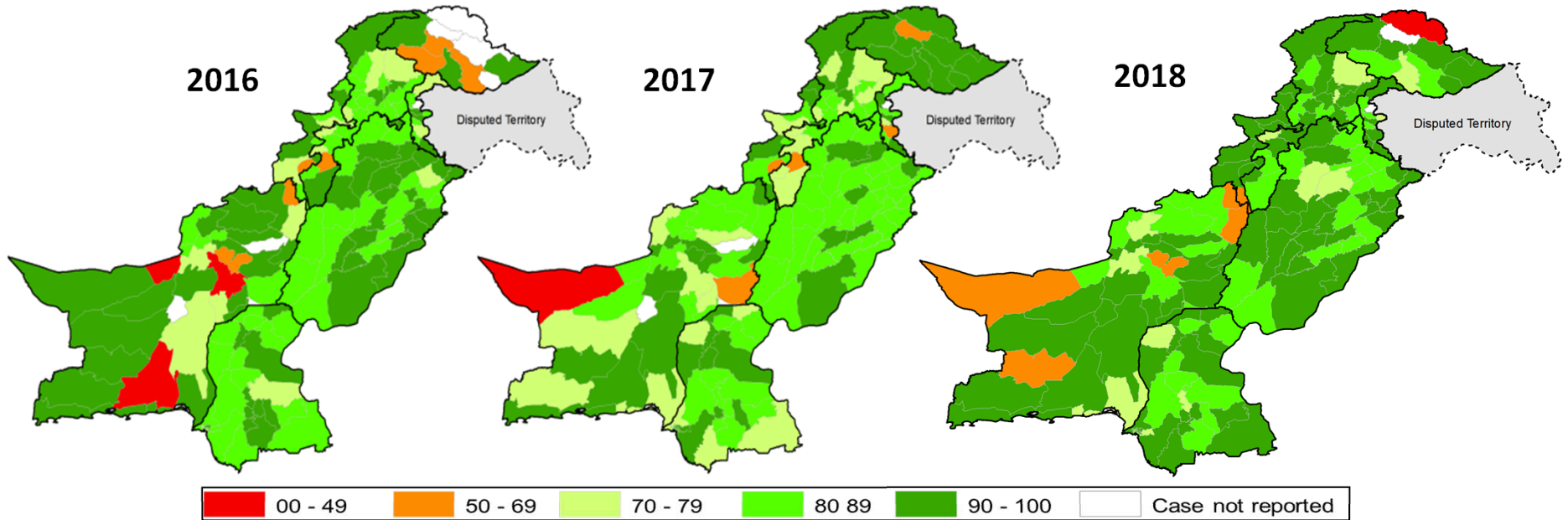


* Afp.rec Data as of 11-06-2018

Non-Polio ^ AFP Rate by District



Percent AFP Cases with Adequate Specimens, by District



**Table 7.3: AFP CASES PENDING FOR CLASSIFICATION
WITH DATE OF ONSET MORE THAN 90 DAYS* 2017**

S. No	DISTRICT	TEHSIL	EPID	SEX	AGE	DONSET	DOSE€	DSTOOL1	DSTOOL2	LAB	FEVER	ASYM	PROG	FUP	PEND (DAYS)	
1	KOHAT	KOHAT	KP/50/17/054	M	72	28-10-17	3	LATE NOTIFIED			Y	N	N	Y	226	
2	PESHAWAR	PESHAWAR	KP/30/17/284	F	5	10-10-17	6					N	Y	N	Y	244
3	SHANGLA	ALPURI	KP/26/17/059	F	14	09-12-17	7+					Y	N	Y	Y	184
4	ICT	ICT	IB/02/17/065	M	46	04-11-17	7+	29-12-17	30-12-17	VACC	Y	N	Y	Y	219	

* Afp.rec Data as of 11-06-2018

€ Based on recall of parents

60 days Follow-up not done

FUP = Residual Weakness at 60 days follow up.

**Table 7.4: AFP CASES PENDING FOR CLASSIFICATION
WITH DATE OF ONSET MORE THAN 90 DAYS* 2018 Page (1/4)**

S. No	DISTRICT	TEHSIL	EPID	SEX	AGE	DONSET	DOSE€	DSTOOL1	DSTOOL2	LAB	FEVER	ASVM	PROG	FUP	PEND (DAYS)
1	BUNER	BUNER	KP/22/18/012	M	36	07-02-18	7+	06-04-18	07-04-18	NVI	UK	UK	UK		124
2	KHUSHAB	KHUSHAB	PB/42/18/011	M	35	01-03-18	7+	18-03-18	19-03-18	NVI	UK	UK	UK		102
3	LAKKIMRWT	LAKKIMRWT	KP/62/18/012	M	30	17-01-18	7+	18-02-18	19-02-18	VACC	UK	UK	UK		145
4	SHIKARPUR	SHIKARPUR	SD/52/18/024	M	96	12-03-18	7+	06-05-18	07-05-18	NVI	UK	UK	UK		91
5	BAHAWALPUR	YAZMAN	PB/71/18/025	M	30	19-02-18	7+				Y	N	Y	DIED	112
6	BAHAWALPUR	BWP SADAR	PB/71/18/027	M	39	30-01-18	7+				N	Y	Y	DIED	132
7	BAHWLNAGAR	MINCHANABA	PB/73/18/001	M	36	05-01-18	7+				N	N	Y	DIED	157
8	BAHWLNAGAR	MINCHANABA	PB/73/18/012	M	84	04-02-18	7+				Y	Y	Y	DIED	127
9	BAHWLNAGAR	BAHAWALNAGAR	PB/73/18/025	M	14	05-02-18	7+				Y	Y	Y	Y	126
10	BAHWLNAGAR	CHISHTIAN	PB/73/18/028	F	48	02-03-18	7+	12-04-18	14-04-18	NVI	Y	Y	Y	Y	101
11	DGKHAN	DG KHAN	PB/81/18/022	M	96	27-01-18	7+	18-02-18	20-02-18	NVI	Y	Y	Y	Y	135
12	DGKHAN	DG KHAN	PB/81/18/023	F	5	09-02-18	6	25-02-18	27-02-18	NVI	Y	Y	Y	Y	122
13	DGKHAN	TAUNSA	PB/81/18/028	F	23	20-02-18	7+	22-02-18	22-02-18	NVI	Y	Y	Y	Y	111
14	DGKHAN	DG KHAN	PB/81/18/029	M	13	22-01-18	7+	24-02-18	25-02-18	NVI	N	Y	Y	Y	140
15	DGKHAN	DG KHAN	PB/81/18/040	F	7	02-01-18	7+	02-03-18	04-03-18	NVI	N	N	Y	Y	160
16	FAISALABAD	JARANWALA	PB/51/18/099	F	110	10-03-18	7+				Y	Y	Y	Y	93
17	GUJRANWALA	WAZIRABAD TOWN	PB/21/18/025	F	17	17-01-18	7+	17-02-18	18-02-18	NVI	Y	N	Y	DIED	145
18	GUJRANWALA	KAMOKE TOWN	PB/21/18/082	M	4	08-02-18	4	18-05-18	26-05-18	NVI	Y	N	Y		123
19	GUJRAT	KHARIAN	PB/23/18/038	F	58	11-03-18	7+				N	N	Y		92
20	LAHORE	SHALIMAR TOWN	PB/31/18/050	F	72	04-02-18	7+	28-02-18	01-03-18	NVI	N	Y	Y	Y	127
21	LAYYAH	KAROR LAL ESAN	PB/84/18/012	M	24	24-02-18	7+	12-03-18	13-03-18	NVI	Y	N	Y	Y	107
22	LODHRAN	LODHRAN	PB/64/18/009	F	35	07-01-18	7+	03-02-18	04-02-18	NVI	Y	Y	Y	Y	155
23	MULTAN	MULTAN RURAL	PB/61/18/027	F	12	17-02-18	7+	15-03-18	16-03-18	NVI	Y	Y	Y	Y	114
24	MUZFARGARH	ALIPUR	PB/83/18/056	M	7	01-03-18	7+	17-03-18	18-03-18	NVI	Y	Y	Y	Y	102
25	OKARA	DEPALPUR	PB/34/18/015	F	3	03-02-18	3	20-02-18	22-02-18	NVI	N	N	N	Y	128
26	OKARA	DEPALPUR	PB/34/18/022	M	18	22-02-18	7+	15-03-18	16-03-18	NVI	Y	Y	Y	Y	109
27	OKARA	DEPALPUR	PB/34/18/028	M	156	13-01-18	7+				N	N	Y	Y	149
28	OKARA	DEPALPUR	PB/34/18/029	M	18	12-01-18	7+				N	Y	Y	Y	150
29	RAJANPUR	RAJAN PUR	PB/82/18/006	M	48	23-01-18	7+				N	N	Y	DIED	139
30	RAJANPUR	RAJAN PUR	PB/82/18/011	M	33	05-02-18	7+	08-02-18	08-02-18	NVI	Y	Y	Y	Y	126
31	RAJANPUR	ROJHAN	PB/82/18/010	M	115	29-01-18	7+	13-02-18	14-02-18	NVI	Y	Y	Y	Y	133
32	RAJANPUR	JAM PUR	PB/82/18/015	M	72	17-02-18	7+	20-02-18		NVI	Y	N	Y	DIED	114
33	RAJANPUR	RAJAN PUR	PB/82/18/016	F	25	04-02-18	7+	20-02-18	21-02-18	VACC	Y	Y	Y	Y	127
34	RAJANPUR	JAM PUR	PB/82/18/021	M	7	10-02-18	1	27-02-18	28-02-18	VACC	Y	Y	Y	Y	121
35	RAJANPUR	RAJAN PUR	PB/82/18/025	F	60	05-02-18	7+	09-03-18	10-03-18	NVI	N	N	Y	Y	126
36	RYKHAN	RAHIMYAR KHAN	PB/72/18/034	F	30	02-02-18	7+	20-02-18	22-02-18	NVI	Y	Y	Y	Y	129
37	RYKHAN	KHANPUR	PB/72/18/060	M	72	07-01-18	7+	10-03-18	11-03-18	NVI	N	Y	Y	Y	155
38	SARGODHA	SAHIWAL	PB/41/18/006	M	144	05-01-18	7+	10-02-18	11-02-18	NVI	N	Y	Y	Y	157
39	SARGODHA	SHAHPUR	PB/41/18/008	M	22	12-01-18	7+	13-02-18	14-02-18	NVI	Y	Y	Y	Y	150
40	SARGODHA	SARGODHA	PB/41/18/018	F	120	14-02-18	7+	05-03-18	07-03-18	NVI	Y	N	Y	DIED	117
41	SARGODHA	SILANWALI	PB/41/18/021	F	20	08-03-18	7+				Y	N	Y		95
42	SARGODHA	SILANWALI	PB/41/18/025	M	24	08-02-18	7+	27-03-18	28-03-18	NVI	Y	Y	Y	Y	123

* Afp.rec Data as of 11-06-2018

€ Based on recall of parents

60 days Follow-up not done

FUP = Residual Weakness at 60 days follow up.

**Table 7.4: AFP CASES PENDING FOR CLASSIFICATION
WITH DATE OF ONSET MORE THAN 90 DAYS* 2018 Page (2/4)**

S. No	DISTRICT	TEHSIL	EPID	SEX	AGE	DONSET	DOSESE	DSTOOL1	DSTOOL2	LAB	FEVER	ASVM	PROG	FUP	PEND (DAYS)
43	SARGODHA	BHULWAL	PB/41/18/037	M	52	01-01-18	7+	LATE NOTIFIED			N	N	UK	Y	161
44	SHEIKHUPURA	FEROZEWALA	PB/33/18/028	F	34	31-01-18	7+	24-02-18	25-02-18	NVI	N	N	Y	Y	131
45	VEHARI	VEHARI	PB/63/18/016	M	72	17-02-18	7+	03-03-18	07-03-18	NVI	N	N	Y	Y	114
46	VEHARI	BUREWALA	PB/63/18/019	M	48	10-02-18	7+	17-03-18	19-03-18	NVI	UK	UK	UK	Y	121
47	BADIN	GOLARCHI	SD/23/18/015	F	48	03-01-18	7+	LATE NOTIFIED			Y	Y	Y	Y	159
48	DADU	DADU	SD/24/18/010	F	48	08-01-18	7+	06-02-18	07-02-18	EV	Y	Y	Y		154
49	DADU	MEHAR	SD/24/18/014	F	18	01-02-18	7+	17-02-18	18-02-18	EV	Y	Y	Y		130
50	GHOTKI	UBAURO	SD/42/18/012	F	60	02-02-18	7+	DIED BEFORE STOOL			Y	Y	Y	DIED	129
51	GHOTKI	GHOTKI	SD/42/18/014	F	120	27-01-18	7+	17-02-18	18-02-18	NVI	Y	N	UK	Y	135
52	JACOBABAD	THULL	SD/53/18/012	F	54	25-01-18	7+	16-02-18	18-02-18	EV	Y	Y	Y	Y	137
53	JAMSHORO	SEHWAN	SD/25/18/019	F	84	21-02-18	7+	DIED BEFORE STOOL			Y	N	Y	DIED	110
54	KAMBAR	SIJAWAL	SD/55/18/002	F	54	07-01-18	7+	23-01-18	24-01-18	NVI	Y	Y	Y	Y	155
55	KAMBAR	QUBO SAEED KHAN	SD/55/18/018	F	12	01-02-18	7+	19-03-18	20-03-18	EV	Y	N	Y	Y	130
56	KHAIRPUR	THARI MIR WAH	SD/43/18/024	M	30	20-01-18	7+	16-02-18	17-02-18	EV	N	Y	Y	Y	142
57	KHIGADAP	GADAP	SD/63/18/014	M	21	06-01-18	7+	LATE NOTIFIED			Y	Y	UK	Y	156
58	KHIGULBERG	GULBERG	SD/64/18/008	M	27	05-03-18	7+	28-03-18	30-03-18	NVI	N	N	N		98
59	KHIKORANGI	KORANGI	SD/68/18/009	M	36	16-02-18	7+	LATE NOTIFIED			Y	Y	Y	Y	115
60	KHILAYARI	LAYARI	SD/71/18/002	F	6	09-02-18	7+	LATE NOTIFIED			N	N	UK	DIED	122
61	KHILIAQAT	LIAQAT	SD/70/18/005	M	40	06-03-18	7+	DIED BEFORE STOOL			Y	N	Y	DIED	97
62	KHINNAZIM	NNAZIM	SD/74/18/006	M	22	28-02-18	7+	LATE NOTIFIED			N	N	Y	DIED	103
63	LARKANA	LARKANA	SD/51/18/024	M	48	08-03-18	7+	28-03-18	30-03-18	EV	Y	Y	Y		95
64	MIRPURKHAS	KOT GHULAM MOHD.	SD/31/18/006	M	84	06-02-18	7+	LATE NOTIFIED			Y	N	Y		125
65	MIRPURKHAS	MIRPURKHAS	SD/31/18/015	F	30	14-02-18	7+	31-03-18	02-04-18	EV	Y	Y	Y		117
66	NFEROZ	MORO	SD/45/18/005	M	84	02-01-18	7+	17-01-18	18-01-18	EV	Y	N	Y		160
67	SUJAWAL	SUJAWAL	SD/79/18/003	M	36	06-01-18	7+	11-01-18		NVI	Y	N	Y	DIED	156
68	SUJAWAL	JATI	SD/79/18/042	F	72	21-02-18	7+	19-04-18	20-04-18	EV	Y	Y	Y		110
69	THARPARKAR	NANGARPARKAR	SD/33/18/005	F	16	02-01-18	7+	31-01-18	01-02-18	NVI	N	Y	UK	Y	160
70	THATTA	THATTA	SD/22/18/010	M	86	15-02-18	7+	26-02-18	02-03-18	NVI	Y	N	UK	Y	116
71	UMERKOT	UMERKOT	SD/34/18/008	M	48	25-01-18	7+	DIED BEFORE STOOL			Y	N	Y	DIED	137
72	ABOTABAD	HAWALLIAN	KP/10/18/014	F	119	26-02-18	7+	13-03-18	14-03-18	NVI	Y	Y	Y	Y	105
73	BANNU	BANNU	KP/61/18/013	M	48	11-03-18	7+	27-03-18	30-03-18	NVI	Y	N	N	Y	92
74	DIKHAN	DERA ISMAIL KHAN	KP/60/18/012	M	48	10-02-18	7+	02-03-18	03-03-18	NVI	N	N	Y	Y	121
75	DIKHAN	DERA ISMAIL KHAN	KP/60/18/017	F	30	16-02-18	7+	10-03-18	11-03-18	NVI	N	Y	Y		115
76	HANGU	THALL	KP/54/18/008	M	4	02-02-18	5	17-03-18	18-03-18	VACC	Y	Y	Y	Y	129
77	HANGU	HANGU	KP/54/18/010	F	17	28-02-18	7+	25-03-18	26-03-18	VACC	Y	N	Y	Y	103
78	HANGU	THALL	KP/54/18/013	M	24	24-02-18	7+	03-04-18	04-04-18	EV	Y	Y	Y		107
79	HARIPUR	HARIPUR	KP/12/18/004	F	89	20-01-18	7+	31-01-18	06-02-18	NVI	Y	N	Y	DIED	142
80	KOHAT	KOHAT	KP/50/18/012	F	21	26-01-18	7+	02-02-18	02-02-18	NVI	UK	Y	Y	DIED	136
81	KOHAT	KOHAT	KP/50/18/028	F	36	01-03-18	7+	LATE NOTIFIED			Y	Y	Y	Y	102
82	LAKKIMRWT	SERAI NAURANG	KP/62/18/009	M	12	29-01-18	7+	DIED BEFORE STOOL			Y	Y	Y	DIED	133
83	LAKKIMRWT	SERAI NAURANG	KP/62/18/017	F	84	01-01-18	7+	LATE NOTIFIED			N	Y	N	Y	161
84	LAKKIMRWT	SERAI NAURANG	KP/62/18/019	M	10	20-02-18	7+	25-03-18	26-03-18	EV	Y	Y	Y	Y	111

* Afp.rec Data as of 11-06-2018

€ Based on recall of parents

60 days Follow-up not done

FUP = Residual Weakness at 60 days follow up.

**Table 7.4: AFP CASES PENDING FOR CLASSIFICATION
WITH DATE OF ONSET MORE THAN 90 DAYS* 2018 Page (3/4)**

S. No	DISTRICT	TEHSIL	EPID	SEX	AGE	DONSET	DOSESE	DSTOOL1	DSTOOL2	LAB	FEVER	ASVM	PROG	FUP	PEND (DAYS)
85	LAKKIMRWT	SERAI NAURANG	KP/62/18/028	M	12	10-03-18	7+	17-04-18	18-04-18	NVI	Y	Y	Y	Y	93
86	LAKKIMRWT	SERAI NAURANG	KP/62/18/027	M	60	15-01-18	7+	LATE NOTIFIED			Y	Y	Y	Y	147
87	MALAKAND	DARGAI	KP/20/18/025	M	17	04-02-18	7+	LATE NOTIFIED			Y	Y	Y	Y	127
88	MANSEHRA	MANSEHRA	KP/14/18/004	F	95	07-02-18	7+	DIED BEFORE STOOL			Y	N	Y	DIED	124
89	MARDAN	MARDAN	KP/40/18/036	M	6	04-02-18	7+	08-03-18	09-03-18	VACC	N	Y	Y		127
90	MARDAN	MARDAN	KP/40/18/041	M	36	29-01-18	7+	15-03-18	16-03-18	NVI	Y	N	Y	DIED	133
91	MARDAN	MARDAN	KP/40/18/045	M	27	05-02-18	7+	19-03-18	21-03-18	NVI	Y	Y	UK	Y	126
92	MARDAN	TAKHT BAH	KP/40/18/067	M	37	07-03-18	7+	24-04-18	25-04-18	EV	Y	N	Y	Y	96
93	NOWSHERA	NOWSHERA	KP/32/18/015	M	120	21-02-18	7+	08-03-18		NVI	N	N	Y	DIED	110
94	PESHAWAR	PESHAWAR	KP/30/18/011	M	29	15-01-18	7+	DIED BEFORE STOOL			Y	N	Y	DIED	147
95	PESHAWAR	PESHAWAR	KP/30/18/017	F	96	22-01-18	7+	06-02-18	06-02-18	NVI	Y	N	N	Y	140
96	PESHAWAR	PESHAWAR	KP/30/18/029	M	36	21-01-18	7+	11-02-18	12-02-18	VACC	Y	Y	Y		141
97	PESHAWAR	PESHAWAR	KP/30/18/046	F	24	21-01-18	7+	20-02-18	21-02-18	NVI	Y	Y	Y	Y	141
98	PESHAWAR	PESHAWAR	KP/30/18/047	M	144	12-01-18	7+	23-02-18	24-02-18	NVI	N	Y	Y	Y	150
99	PESHAWAR	PESHAWAR	KP/30/18/064	M	36	06-02-18	7+	18-03-18	19-03-18	VACC	Y	Y	Y	Y	125
100	PESHAWAR	PESHAWAR	KP/30/18/074	F	98	06-02-18	7+	22-03-18	26-03-18	EV	N	Y	Y	Y	125
101	SHANGLA	ALPURI	KP/26/18/017	F	45	10-01-18	7+	LATE NOTIFIED			Y	Y	Y	Y	152
102	SWABI	SWABI	KP/41/18/030	M	18	26-02-18	7+	13-03-18	15-03-18	VACC	N	Y	Y		105
103	SWABI	RAZAR	KP/41/18/033	F	53	09-03-18	7+	DIED BEFORE STOOL			Y	N	Y	DIED	94
104	TORGHAR	JUDBAH	KP/15/18/004	M	132	02-01-18	7+	LATE NOTIFIED			Y	Y	UK	Y	160
105	BOLAN	MACH	BN/42/18/002	M	48	28-01-18	7+	LATE NOTIFIED			UK	Y	Y	DIED	134
106	CHAGHAI	CHAGAI	BN/13/18/003	F	48	13-02-18	6	DIED BEFORE STOOL			N	N	Y	DIED	118
107	KABDULAH	CHAMAN	BN/14/18/005	F	12	07-02-18	7+	LATE NOTIFIED			Y	N	Y	DIED	124
108	KSAIFULAH	KSAIFULLAH	BN/25/18/003	M	34	21-02-18	7+	13-03-18	15-03-18	EV	Y	Y	Y	Y	110
109	LASBELA	SONMIANI	BN/55/18/002	F	45	05-01-18	7+	04-02-18	05-02-18	NVI	Y	N	Y	Y	157
110	MUSAKHEL	SADDAR	BN/24/18/002	F	48	05-01-18	7+	21-02-18	22-02-18	VACC	N	Y	N	Y	157
111	NOSHKI	NOSHKI	BN/15/18/003	M	19	10-02-18	7+	DIED BEFORE STOOL			Y	N	Y	DIED	121
112	PISHIN	PISHIN	BN/12/18/006	F	42	11-01-18	7+	01-02-18	04-02-18	NVI	Y	N	Y	Y	151
113	PISHIN	PISHIN	BN/12/18/012	F	34	02-03-18	7+	DIED BEFORE STOOL			Y	Y	Y	DIED	101
114	PISHIN	PISHIN	BN/12/18/013	F	84	05-01-18	7+	LATE NOTIFIED			Y	N	Y	DIED	157
115	QUETTA	ZARGHOON TOWN	BN/11/18/006	F	59	27-01-18	7+	04-02-18		NVI	N	N	Y	DIED	135
116	SHARANI	SHARANI	BN/26/18/002	M	155	16-02-18	7+	09-03-18	14-03-18	NVI	Y	Y	N	Y	115
117	BAGH	BAGH	AJ/50/18/004	F	66	10-02-18	7+	21-02-18	26-02-18	NVI	N	Y	UK	Y	121
118	POONCH	ABBASPUR	AJ/40/18/007	M	24	20-01-18	7+	07-02-18	08-02-18	NVI	Y	Y	Y	Y	142
119	POONCH	HAJIRA	AJ/40/18/023	M	3	17-01-18	5	LATE NOTIFIED			N	Y	Y	Y	145
120	HUNZA	ALIABAD	GB/72/18/001	F	12	15-01-18	7+	04-03-18	05-03-18	NVI	UK	Y	UK		147
121	CDA	CDA	IB/01/18/014	M	79	26-02-18	3	17-03-18	19-03-18	NVI	N	Y	Y		105
122	ICT	ICT	IB/02/18/011	M	40	22-02-18	3	24-02-18		NVI	N	N	Y		109
123	ICT	ICT	IB/02/18/014	M	30	21-02-18	7+	28-02-18	28-02-18	NVI	Y	Y	Y		110
124	ICT	ICT	IB/02/18/019	M	95	08-03-18	3	22-03-18	23-03-18	NVI	N	N	Y		95
125	ICT	ICT	IB/02/18/017	F	156	12-03-18	3	21-03-18	29-03-18	NVI	N	Y	Y		91
126	ICT	ICT	IB/02/18/023	F	92	07-03-18	3	31-03-18	02-04-18	EV	Y	Y	Y		96

* Afp.rec Data as of 11-06-2018

€ Based on recall of parents

60 days Follow-up not done

FUP = Residual Weakness at 60 days follow up.

**Table 7.4: AFP CASES PENDING FOR CLASSIFICATION
WITH DATE OF ONSET MORE THAN 90 DAYS* 2018 Page (4/4)**

S. No	DISTRICT	TEHSIL	EPID	SEX	AGE	DONSET	DOSE€	DSTOOL1	DSTOOL2	LAB	FEVER	ASYM	PROG	FUP	PEND (DAYS)
127	KHYBER	BARA	FT/34/18/031	M	10	15-02-18	7+	14-03-18	15-03-18	NVI	Y	Y	Y	Y	116
128	KHYBER	JAMRUD	FT/34/18/032	F	15	10-02-18	7+	18-03-18	19-03-18	NVI	N	Y	Y	Y	121
129	WAZIR-N	MIR ALI	FT/64/18/019	F	12	13-02-18	7+	DIED BEFORE STOOL			Y	N	Y	DIED	118

* Afp.rec Data as of 11-06-2018

€ Based on recall of parents

60 days Follow-up not done

FUP = Residual Weakness at 60 days follow up.