



**World Health  
Organization**

**Weekly  
AFP Surveillance Update  
Pakistan**

**Week 22** (*Ended on 2<sup>nd</sup> Jun, 2018*)

***National Surveillance Cell***

World Health Organization Country Office,  
Chak Shahzad, Park Road,  
Islamabad, Pakistan

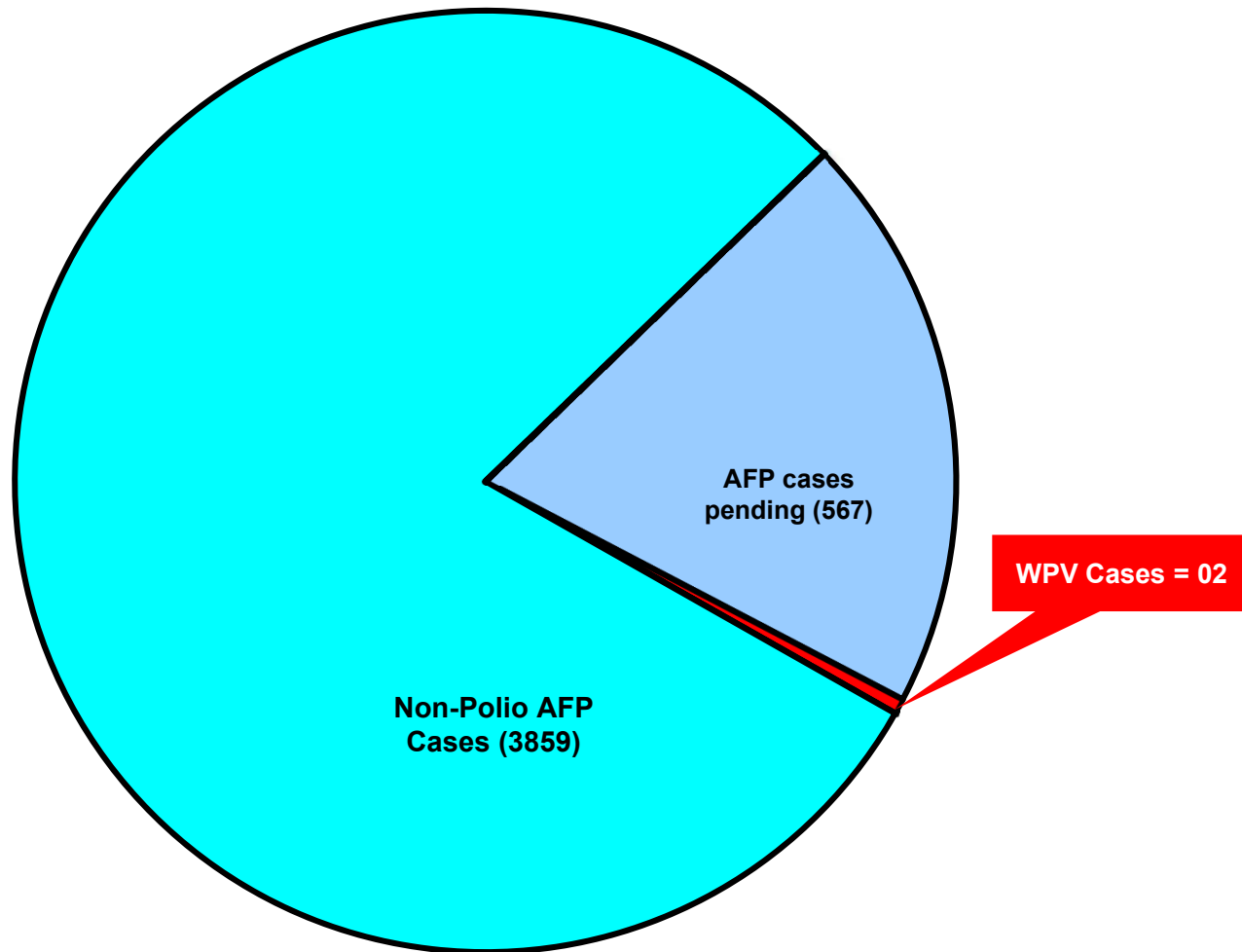
Tel: +92-51 9255123 / 9255282 /9255184

AFP Surveillance



<http://www.emro.who.int/pak/information-resources>

# AFP Case Profile, 2018\*



**Total AFP Cases Reported = 4428**

**^ 279 Inadequate cases not due for FUP**

**^ 2881 AFP Cases pending in Lab**

**^119 AFP Cases pending for classification by ERC**

**2017-^ 06 AFP Cases pending for classification by ERC**

\* Afp.rec Data as of 04-06-2018

## Table 1.1: List of Confirmed Polio Cases, Pakistan 2017-2018\* (1/1)

S.NO.	PROVINCE/ REGION	DISTRICT	TEHSIL	EPID NO.	SEX	AGE (m)	DATE ONSET OF PARALYSIS	NO. OPV DOSES (based on parents recall)		FEVER	Asymetric Paralysis	Rapid Progression	REFUSAL	WPV TYPE	GENETICS
								Routine	SIA's						Cluster
<b>2017</b>															
01	PUNJAB	LODHRAN	DUNYAPUR	PB/64/17/008	M	4	28-Jan-17	2	5	Y	Y	Y	N	NSL1	R4B1C2
02	GBALTISTAN	DIAMIR	THORE HUDUR	GB/31/17/002	M	12	13-Feb-17	0	0	Y	Y	Y	N	NSL1	R4B5C4
03	BALUCHISTAN	KABDULAH	CHAMAN	BN/14/17/024	M	18	11-June-17	0	3	Y	Y	Y	N	NSL1	R4B5C3
04	SINDH	KHGIQBAL	G-IQBAL	SD/65/17/018	M	7	11-Aug-17	3	1	Y	N	Y	N	NSL1	R4B5C4
05	KPAKHTUNKHWA	LAKKIMRWT	LAKKIMRWT	KP/62/17/025	F	24	21-Aug-17	3	7+	Y	Y	Y	N	NSL1	R4B1C1
06	SINDH	KHIGADAP	GADAP	SD/63/17/051	M	5	09-Nov-17	0	3	Y	Y	Y	Y	NSL1	R4B5C4
07	BALUCHISTAN	ZHOB	ZHOB	BN/21/17/019	M	24	15-Nov-17	0	0	N	Y	N	Y	NSL1	R4B5C4
08	BALUCHISTAN	KABDULAH	GULISTAN	BN/14/17/045	M	12	13-Nov-17	0	0	Y	Y	Y	Y	NSL1	R4B5C4
<b>2018</b>															
01	BALUCHISTAN	DUKI	DUKI	BN/65/18/003	M	38	08-Mar-18	0	7+	Y	Y	Y	N	NSL1	R4B5C4
02	BALUCHISTAN	DUKI	DUKI	BN/65/18/005	F	18	15-Apr-18	0	7	Y	Y	Y	N	NSL1	R4B5C4D

\* Afp.rec Data as of 04-06-2018

# Table 3: Urgent/ITD Pending Cases (1/1)

S. #	District	Basic information								OPV doses				Urgent		Prov Diagnosis	Lab update			Remarks	
		Tier	Tehsil	Union council	Epid number	Date of Onset	Age (N)	Sex	Date of 1st stool	Stool Adeq	RI	SAs	Last 6 SAs	Last dose	Field		NSC %	Lab No.	Days Inoc		Culture update
<b>Isolates pending for ITSD</b>																					
1	DUKKI *		DUKKI	SADDAR DUKKI	BN/65/18/007	18-May-18	18	M	21-May-18	Y	0	2	1	24-Apr-18	Y	Y	POLYOMYELITIS/GBS	6019	4	L20B+	SERVICE DELIVERY ISSUE
2	CHARSADA	2	TANGI	MIRZADHER	KP/31/18/060-C2		24	F	22-May-18	-	-	-			N	#	-	5995	6	L20B+	
3	NOWSHERA *	2	NOWSHERA	BARA BANDA	KP/32/18/046-C1		2	F	25-May-18	-	-	-	11-May-18	N	-	-		6084	5	L20B+	
4	FAISALABAD *	4	JARANWALA	UC-67	PB/51/18/093	09-May-18	58	M	14-May-18		3	7+	3		N	N	GBS	5621	16	L20B+	
5	RYKHAN *	4	RYKHAN	BEHISHTI	PB/72/18/116-C2		60	F	26-May-18	-	-	-		N	-	-		6082	5	L20B+	
6	KAMBAR *	2	#	#	SD/55/18/035	07-May-18	59	M	24-May-18		#	#		#	N	*		6137	4	L20B+	
<b>Reported urgent (by field / NSC% criteria)</b>																					
7	CHARSADA	2	TANGI	MIRZADHER	KP/31/18/060	01-May-18	96	M	20-May-18	N	3	7+	0		N	N	GBS	5989	15	UP	Index case of C-2
8	NOWSHERA *	2	NOWSHERA	BARA BANDA	KP/32/18/046	07-Apr-18	4	M	25-May-18	N	1	4	4	11-Mar-18	N	Y	INF NEURITIS		6	UP	Index of C-1
9	HAFIZABAD	4	HAFIZABAD	KOT ISHAQ	PB/22/18/030	15-May-18	6	F	19-May-18	Y	3	3	3	14-May-18	N	Y	ARTHRITIS	5799	13	UP	
10	LODHRAN	4	LODHRAN	RAJA PUR	PB/64/18/039	11-May-18	3	M	15-May-18	Y	1	3	1	30-Apr-18	N	Y	ENCEPHALITIS	5684	15	UP	
11	RAJANPUR	4	RAJAN PUR	SIKHANIWALA	PB/82/18/061	11-May-18	2	M	15-May-18	Y	1	2	1	07-May-18	N	Y	MALNUTRITION	5721	15	UP	
12	RYKHAN *	4	RYKHAN	BEHISHTI	PB/72/18/116	18-May-18	40	F	26-May-18		3	7+	6	08-May-18	N	N	GBS		6	UP	Index of C-2
13	SAHIWAL	4	CHICHAWATNI	UC 86	PB/65/18/043	20-May-18	6	F	22-May-18	Y	3	3	3	11-Apr-18	N	Y	TRAUMATIC NEURITIS	6008	6	UP	
14	SARGODHA	4	KOT MOMIN	MAELA	PB/41/18/043	15-May-18	21	M	19-May-18	Y	0	6	6	09-Apr-18	N	Y	TRAUMATIC NEURITIS	5836	13	UP	
15	KASHMORE	4	TANGWANI	CHEEL	SD/54/18/020	05-May-18	42	F	12-May-18	Y	2	4	4	14-Apr-18	N	Y	UNNOTICED TRAUMATIC/MUSCULAR	5705	15	UP	

\* New addition § New results #Data not available % NSC Criteria = Fever, Rapid Progress, Age < 48 months and OPV Doses < 7 UP = Under process  
 Urgent (Field/NSC) / Inadequate specimens / Age 12-35 months / Zero OPV dose OPending for genomic sequencing

# Point in time comparison of Polio Cases by Province/Region 2017 - 2018\*

Region/ Province	No. of polio cases		No. of infected districts/towns		Most recent polio case
	2017	2018	2017	2018	
<b>Balochistan</b>	0	2	0	1	15-Apr-18
<b>Sindh</b>	0	0	0	0	09-Nov-17
<b>Khyber Pakhtunkhwa</b>	0	0	0	0	21-Aug-17
<b>FATA / FR Areas</b>	0	0	0	0	27-Jul -16
<b>G-Baltistan</b>	1	0	1	0	13-Feb-17
<b>Punjab</b>	1	0	1	0	28-Jan-17
<b>Pakistan</b>	<b>2</b>	<b>2</b>	<b>2</b>	<b>1</b>	<b>15-Apr-18</b>

Seventeen additional district / town declared infected based on environmental samples in 2018

\* Afp.rec Data as of 04-06-2018





## Table 2: LAB Update 2018\*

Month of Onset	AFP Cases	No virus isolated	Cases Under Process		Isolated Viruses from stools						
			Culture	ITD	Vaccine viruses		NPEV		Wild	Results within 14 days	
	n	n	n	n	n	%	n	%	n	n	%
January	1011	844	0	0	76	8	91	9%	0	1011	100%
February	896	717	1	0	73	8	105	12%	0	895	100%
March	967	766	0	0	29	3	171	18%	1	966	100%
April	972	710	17	1	31	3	214	22%	1	955	98%
May	615	308	183	5	23	4	107	17%	0	438	71%
<b>Total</b>	<b>4461</b>	<b>3345</b>	<b>201</b>	<b>6</b>	<b>232</b>	<b>5</b>	<b>688</b>	<b>15%</b>	<b>2</b>	<b>4265</b>	<b>96%</b>

\*Data as of 04-06-2018

## Comparison of Environmental Sampling Results, 2016-17\*

DISTRICT	2017					2018					Last
	TOTAL	WILD			TOTAL	WILD					
	n	GRAB	BMFS	TOTAL		n	GRAB	BMFS	TOTAL		
		n	n	n	%		n	n	n	%	
LAHORE	25			0	0%	24			0	0%	18-Dec-17
MULTAN	15	1		1	7%	13			0	0%	9-Jan-17
DGKHAN	15			0	0%	11		1	1	9%	12-Feb-18
RAWALPINDI	11	3	1	4	36%	11	2	1	3	27%	10-May-18
FAISALABAD	11			0	0%	9			0	0%	2-Jul-16
SARGODHA	5			0	0%	4			0	0%	
BAHAWALPUR	5			0	0%	5			0	0%	
RAJANPUR						4			0	0%	
CDA	5	4		4	80%	5	1		1	20%	10-Jan-18
KHIGIQBAL	11	2	1	3	27%	10			0	0%	10-Oct-17
KHIGADAP	15	6		6	40%	15	5		5	33%	10-May-18
KHIBALDIA	5			0	0%	5			0	0%	3-Nov-17
KHILANDHI	5	3		3	60%	5	2		2	40%	20-Apr-18
KHIKORANGI	5			0	0%	3			0	0%	16-Oct-17
KHISITE	5			0	0%	5	1		1	20%	1-Jan-18
KHISADDAR						4			0	0%	
KHILIAQAT						4	1		1	25%	7-Mar-18
SUKKUR	11	1		1	9%	9		1	1	11%	8-Feb-18
HYDERABAD	6			0	0%	5	1		1	20%	9-Feb-18
JACOBABAD	5			0	0%	7	1	1	2	29%	7-Mar-18
SANGHAR	5			0	0%	1			0	0%	
DADU	5			0	0%	5			0	0%	
KAMBAR	5			0	0%	5	2		2	40%	7-May-18
PESHAWAR	12	3	1	4	33%	10	4	1	5	50%	10-May-18
DIKHAN	12			0	0%	10			0	0%	16-Jul-16
BANNU	4			0	0%	5		1	1	20%	31-Mar-18
KOHAT	5			0	0%	5	2		2	40%	27-Mar-18
CHARSADA	5			0	0%	4			0	0%	
MARDAN	5			0	0%	4			0	0%	
NOWSHERA	5			0	0%	4			0	0%	
KABDULAH	11	8		8	73%	9	1		1	11%	1-Jan-18
QUETTA	22	7	1	8	36%	18	3		3	17%	28-Apr-18
PISHIN	6	4		4	67%	5			0	0%	2-Oct-17
KHUZDAR	5			0	0%	4			0	0%	
LORALAI	5			0	0%	3	1		1	33%	17-Mar-18
ZHOB	5			0	0%	4			0	0%	18-Dec-17
WAZIR-S						1					
BAJOUR						1					
PAKISTAN	277	42	4	46	17%	256	27	6	33	13%	10-May-18

\* Data as of Jun 04, 2018



# WPV and cVDPV Cases by District in 2017

PROVINCE	DISTRICT	WPV Cases		cVDPV Cases	
		Onset of Last Case	Cases	Onset of Last Case	Cases
KPAKHTUNKHWA	LAKKIMRWT	21-Aug	1		
<b>Total</b>		<b>21-Aug</b>	<b>01</b>		
SINDH	KHIGADAP	09-Nov	1		
	KHIGIQBAL	11-Aug	1		
<b>Total</b>		<b>09-Nov</b>	<b>02</b>		
BALOCHISTAN	ZHOB	15-Nov	1		
	KABDULAH	13-Nov	2		
<b>Total</b>		<b>15-Nov</b>	<b>03</b>		
G-Baltistan	DIAMIR	13-Feb	1		
<b>Total</b>		<b>13-Feb</b>	<b>01</b>		
PUNJAB	LODHRAN	28-Jan	1		
<b>Total</b>		<b>28-Jan</b>	<b>01</b>		
<b>PAKISTAN</b>		<b>15-Nov</b>	<b>08</b>		

## 2018

This year 2 WPV cases was reported from District Dukki with following characteristics.

1. Age: 38 months  
 Onset: 8<sup>th</sup> March, 2018  
 OPV doses: Routine=0 and SIAs = 7+

-----  
 2. Age: 18 months  
 Onset: 15<sup>th</sup> April, 2018  
 OPV doses: Routine=0 and SIAs = 7

# Map 2.1: Point in Time Comparison of Wild Polio virus Compatible and cVDPV2 isolates

## Infected districts/Towns/Agencies/Areas

On the basis of WPV isolation

- WPV cases = 02
- Sewage water = 11 (no WPV case)
- Total = 13

### 2017

#### Source

##### AFP Surveillance

- P1 = 02
- Compatible = 0
- cVDPV Cases = -
- cVDPV Env = -

##### Sewage water

- Grab = 42
- BMFS = 04

## Infected districts/Towns/Agencies/Areas

On the basis of WPV isolation

- WPV cases = 01
- Sewage water = 17 (no WPV case)
- Total = 18

### 2018

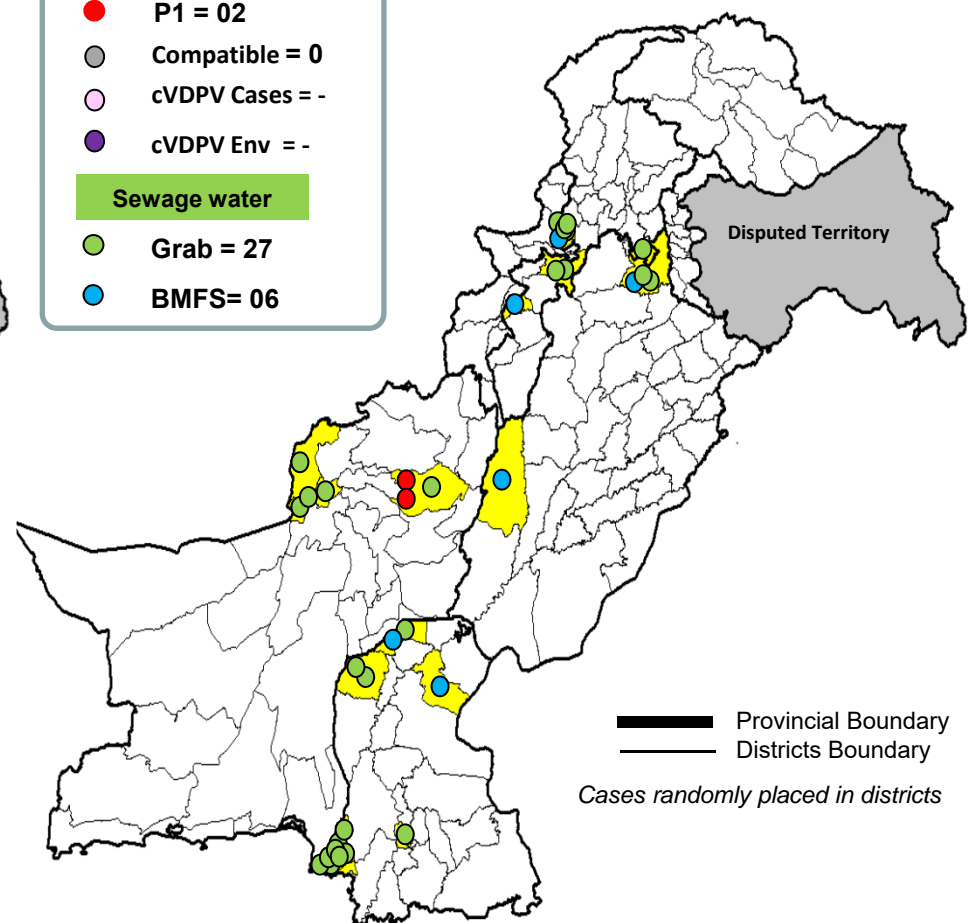
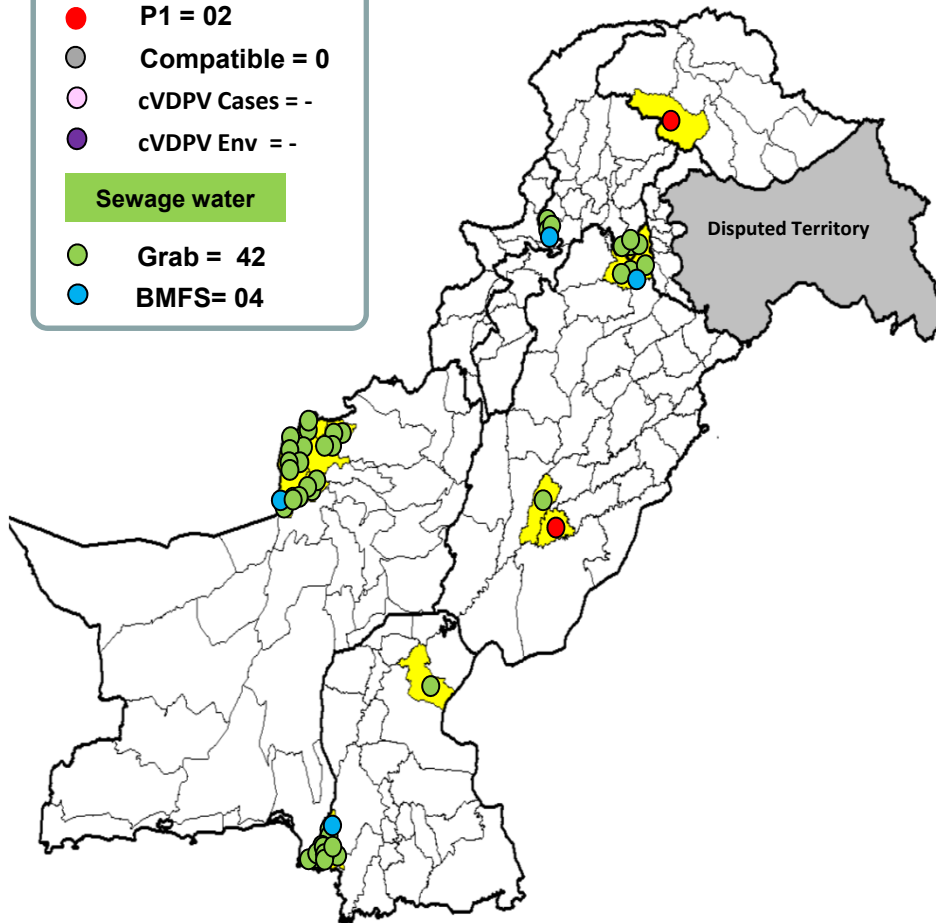
#### Source

##### AFP Surveillance

- P1 = 02
- Compatible = 0
- cVDPV Cases = -
- cVDPV Env = -

##### Sewage water

- Grab = 27
- BMFS = 06

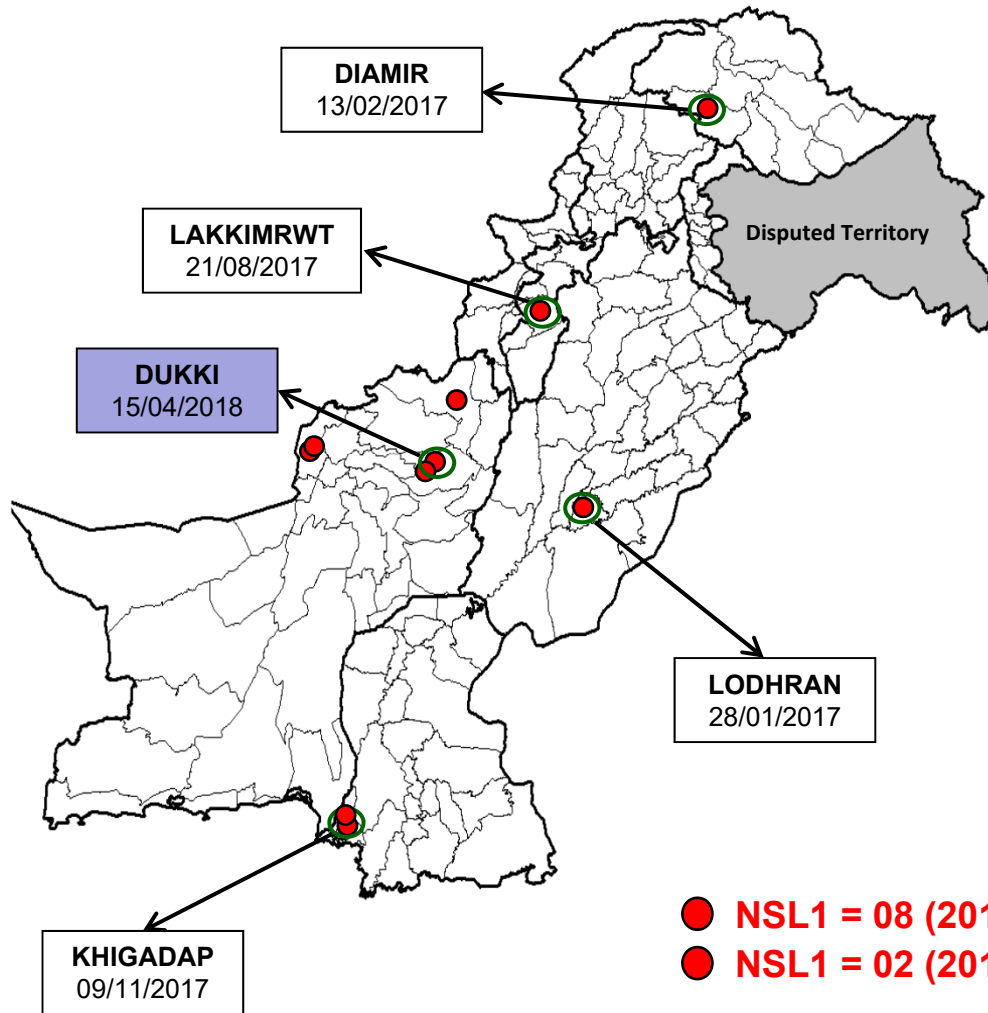


Provincial Boundary  
 Districts Boundary  
 Cases randomly placed in districts

\* Afp.rec Data as of 04-06-2018

# Map1: Distribution of Wild Polio Cases Pakistan 2017-2018\*

**2017:** Districts/Towns with Wild Polio Cases = 07



Province/ Country	Date of Last Case		Number of cases 2017		Number of cases 2018	
	P1	P3	P1	P3	P1	P3
FATA	Jul, 2016	Apr, 2012	-	-	-	-
KHYBER- PAKHTUNKHWA	Aug, 2017	Oct, 2010	01	-	-	-
SINDH	Nov, 2017	Jan, 2010	02	-	-	-
BALUCHISTAN	Apr, 2018	Apr, 2010	03	-	02	-
PUNJAB	Jan, 2017	Jun, 2010	01	-	-	-
AJK	Jun, 2000	Jun, 2000	-	-	-	-
GILGIT- BALTISTAN	Feb, 2017	-	01	-	-	-
ISLAMABAD	Sep, 2008	Sep, 2008	-	-	-	-
<b>PAKISTAN</b>	<b>Apr, 2018</b>	<b>Apr, 2012</b>	<b>08</b>	<b>-</b>	<b>02</b>	<b>-</b>

○ District with last polio case in province

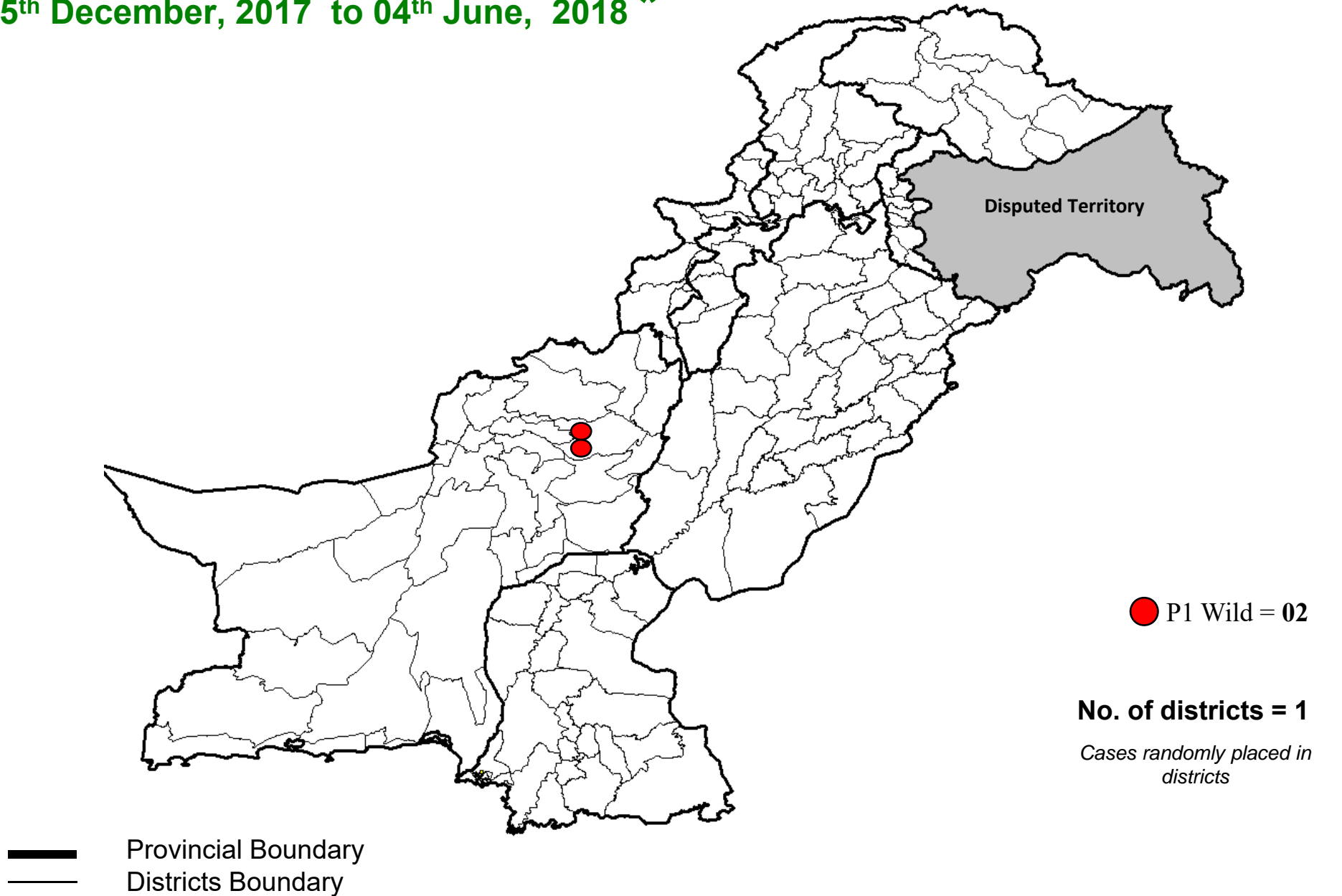
— Provincial Boundary  
— Districts Boundary

Cases randomly placed in districts

\* Afp.rec Data as of 04-06-2018

## Map 3: Wild Polio cases in the last 6 months

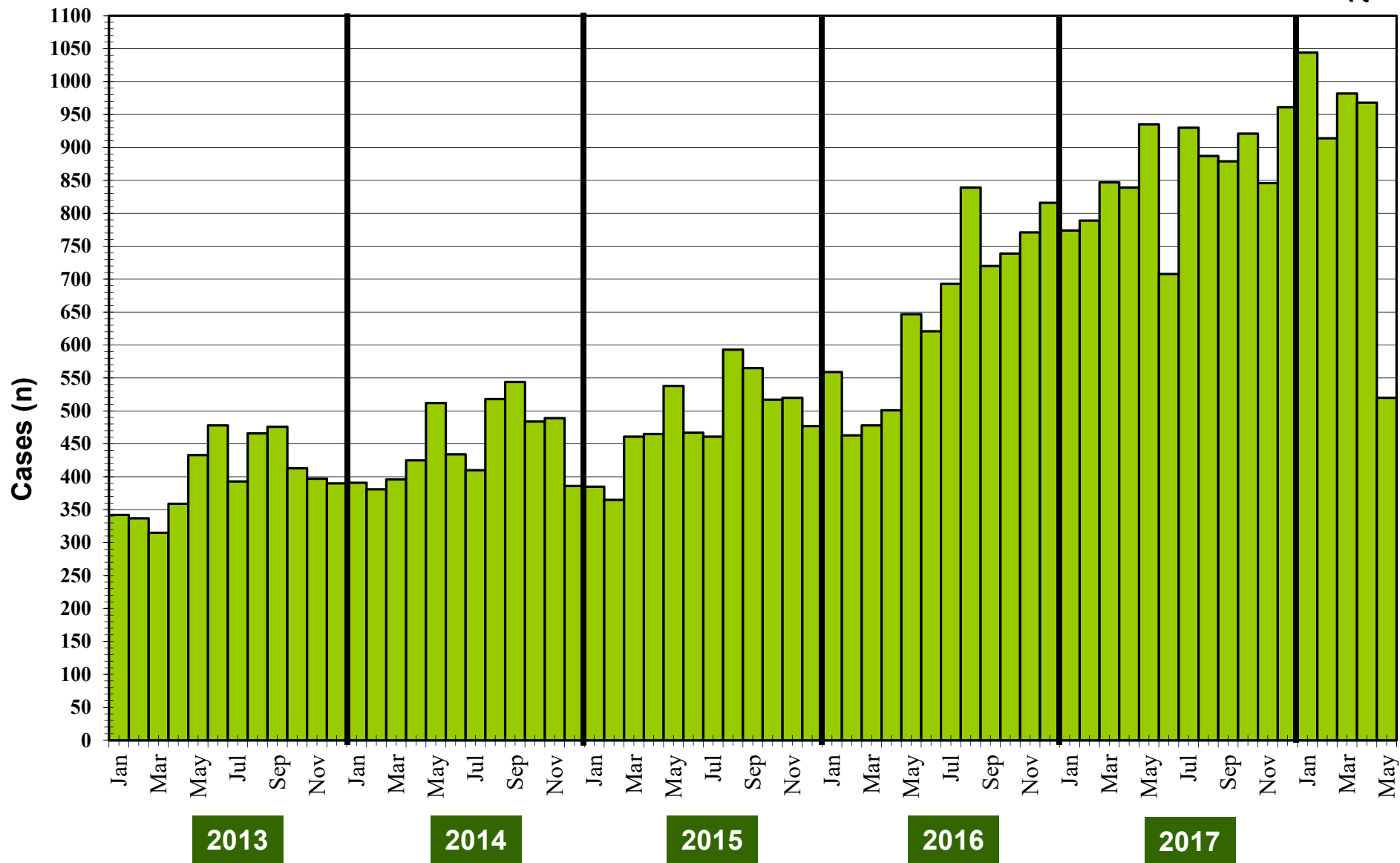
5<sup>th</sup> December, 2017 to 04<sup>th</sup> June, 2018 \*



\* Afp.rec Data as of 04-06-2018



# Graph 1: Distribution of AFP Cases by Month, Pakistan 2013-2018\*



\* Afp.rec Data as of 04-06-2018



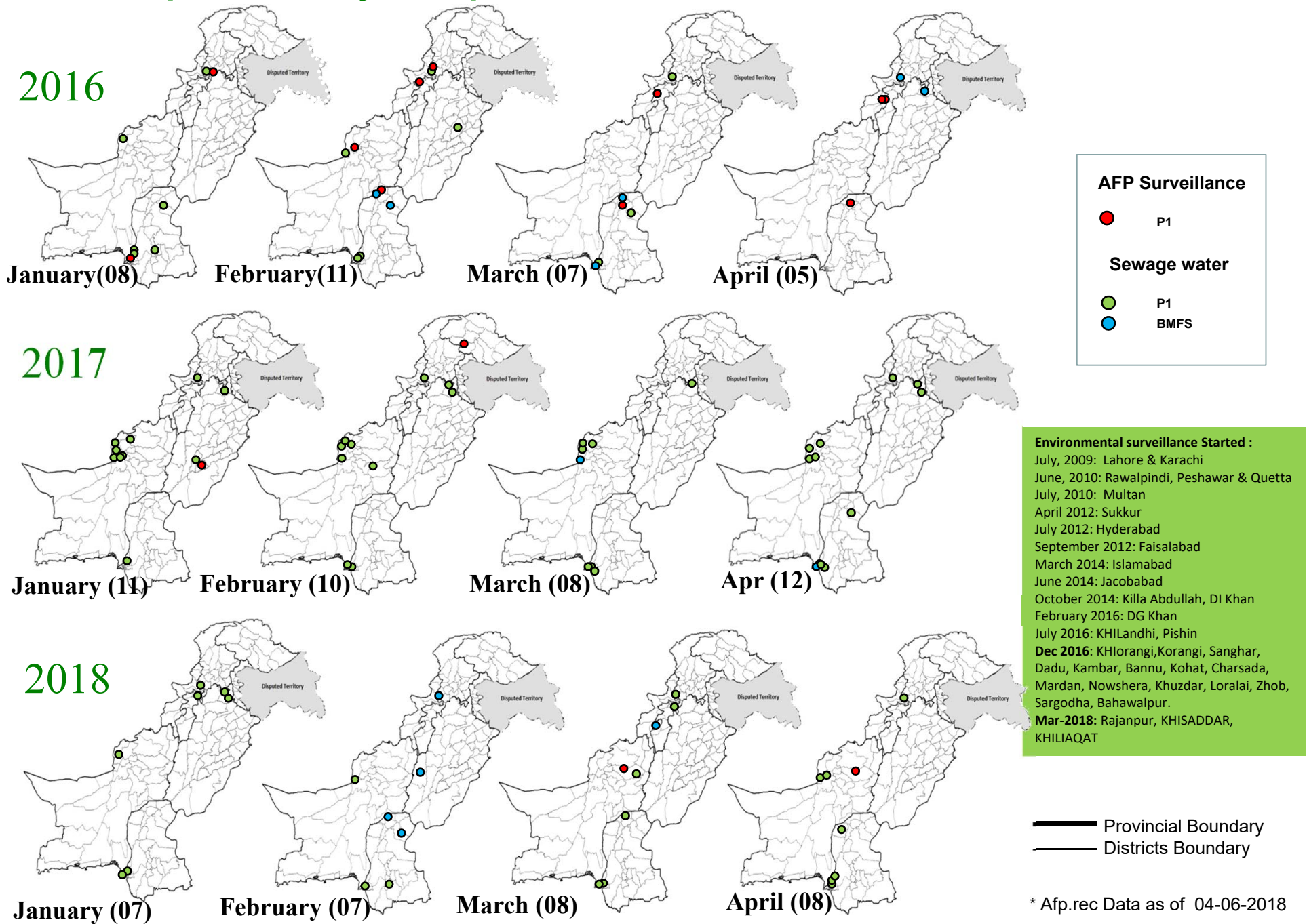
**Table 4: Distribution of AFP Cases By Week of Onset ^  
Pakistan- 2017-2018\* [Week number / Ending on]**

<b>PROVINCE</b>	<b>W 06 10 Feb2 018</b>	<b>W 07 17 Feb2 018</b>	<b>W 08 24 Feb2 018</b>	<b>W 09 03 Mar 2018</b>	<b>W 10 10 Mar 2018</b>	<b>W 11 17 Mar 2018</b>	<b>W 12 24 Mar 2018</b>	<b>W 13 31 Mar 2018</b>	<b>W 14 7 Apr 2018</b>	<b>W 15 14 Apr 2018</b>	<b>W 16 21 Apr 2018</b>	<b>W 17 28 Apr 2018</b>	<b>W 18 05 May 2018</b>	<b>W 19 12 May 2018</b>	<b>W 20 19 May 2018</b>
<b>PUNJAB</b>	102	94	97	95	88	99	85	96	105	100	109	92	116	111	31
<b>SINDH</b>	61	53	42	34	37	54	51	45	48	54	38	37	39	30	4
<b>FATA</b>	8	5	7	4	17	15	7	14	20	19	13	8	21	13	0
<b>BALUCHISTAN</b>	12	10	13	8	12	12	7	15	13	16	10	14	8	8	2
<b>AJK</b>	8	6	10	9	4	5	1	5	11	1	6	2	6	5	0
<b>GILGIT BILTISTAN</b>	2	4	4	2	2	2	5	4	2	6	1	2	2	2	0
<b>ISLAMABAD</b>	3	3	3	5	5	2	5	2	1	0	1	2	2	2	0
<b>KPAKHTUNKHWA</b>	44	42	40	52	46	43	48	44	58	53	26	37	46	39	7
<b>PAKISTAN</b>	<b>240</b>	<b>217</b>	<b>216</b>	<b>209</b>	<b>211</b>	<b>232</b>	<b>209</b>	<b>225</b>	<b>258</b>	<b>249</b>	<b>204</b>	<b>194</b>	<b>240</b>	<b>210</b>	<b>44</b>

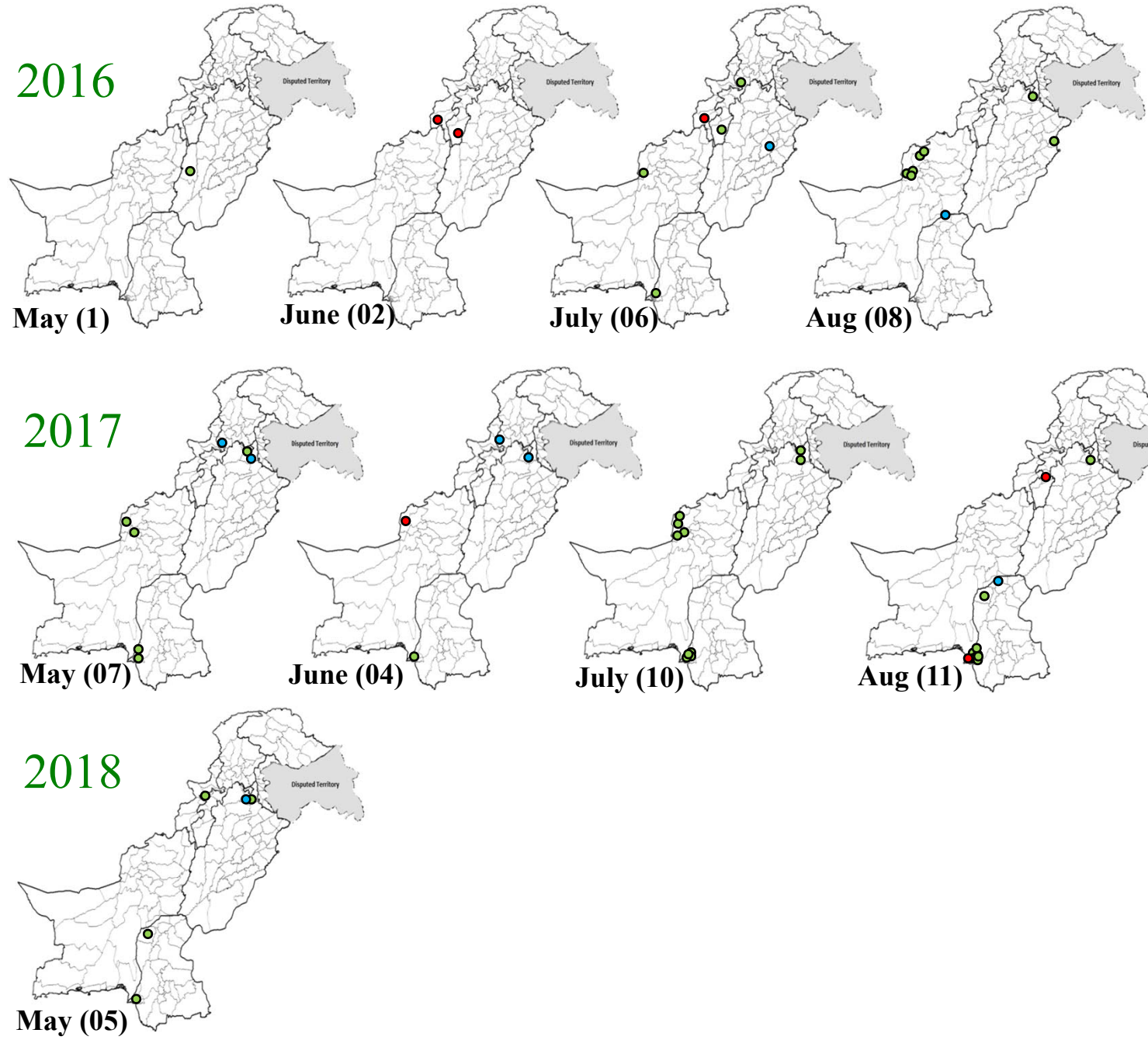
\* Afp.rec & Afplab.rec: Data as of 04-06-2018

^ MMWR Epidemiological Weeks

# Map 4: Monthly Comparison of Polio Cases/Isolates 2016-2018\*



# Map 4.1: Monthly Comparison of Polio Cases/Isolates 2016-2018\*



**AFP Surveillance**

- P1

**Sewage water**

- P1
- BMFS

**Environmental surveillance Started :**

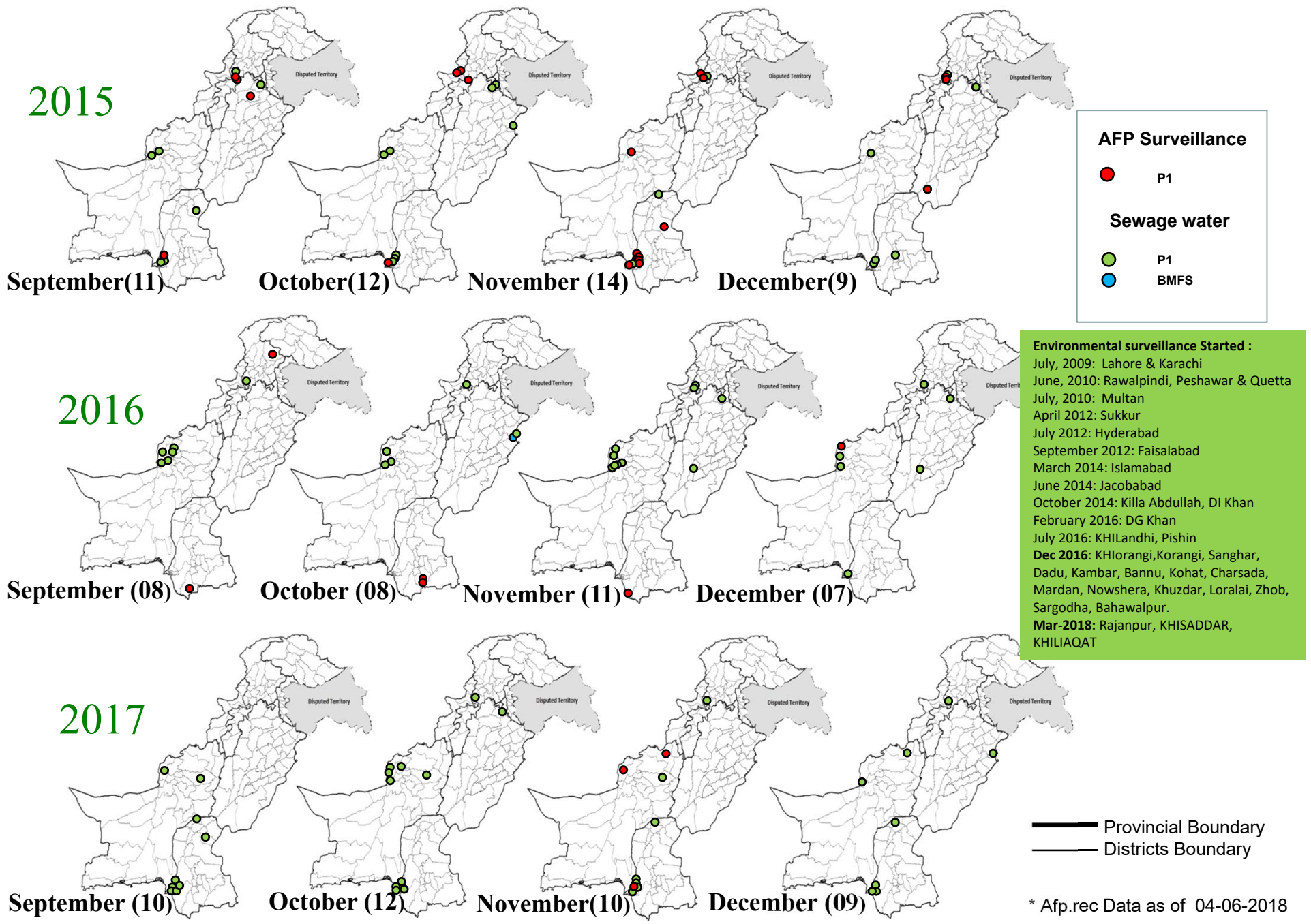
- July, 2009: Lahore & Karachi
- June, 2010: Rawalpindi, Peshawar & Quetta
- July, 2010: Multan
- April 2012: Sukkur
- July 2012: Hyderabad
- September 2012: Faisalabad
- March 2014: Islamabad
- June 2014: Jacobabad
- October 2014: Killa Abdullah, DI Khan
- February 2016: DG Khan
- July 2016: KHILandhi, Pishin
- Dec 2016:** KHlorangi, Korangi, Sanghar, Dadu, Kambar, Bannu, Kohat, Charsada, Mardan, Nowshera, Khuzdar, Loralai, Zhob, Sargodha, Bahawalpur.
- Mar-2018:** Rajanpur, KHISADDAR, KHILIAQAT

— Provincial Boundary  
 — Districts Boundary

\* Afp.rec Data as of 04-06-2018



# Map 4.2: Monthly Comparison of Polio Cases/Isolates 2015-2017\*



\* Afp.rec Data as of 04-06-2018

# Table 5: Polio Eradication Update, Pakistan 2015-2018\*

Province/Region	Polio 1			
	2015	2016	2017	2018
FATA	16	02	-	-
KP	17	08	01	-
SINDH	12	08	02	-
PUNJAB	02	-	01	-
BALUCHISTAN	07	02	03	02
AJK	-	-	-	-
Gilgit-Baltistan	-	-	01	-
ISLAMABAD	-	-	-	-
<b>PAKISTAN</b>	<b>54</b>	<b>20</b>	<b>08</b>	<b>02</b>



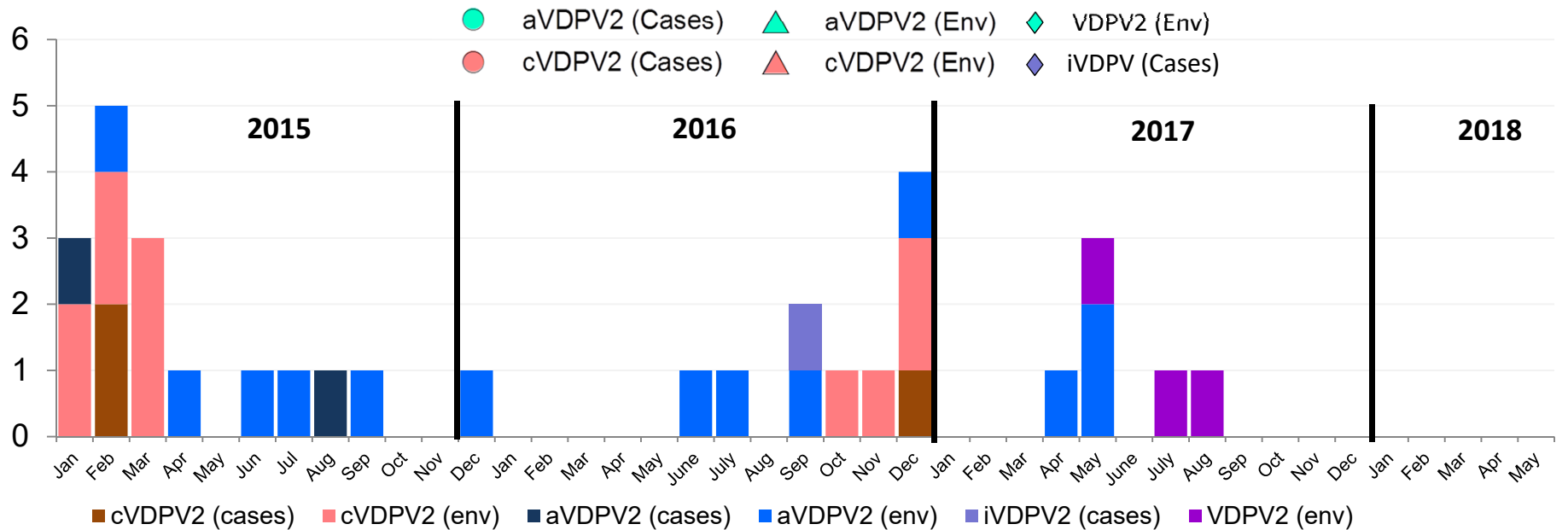
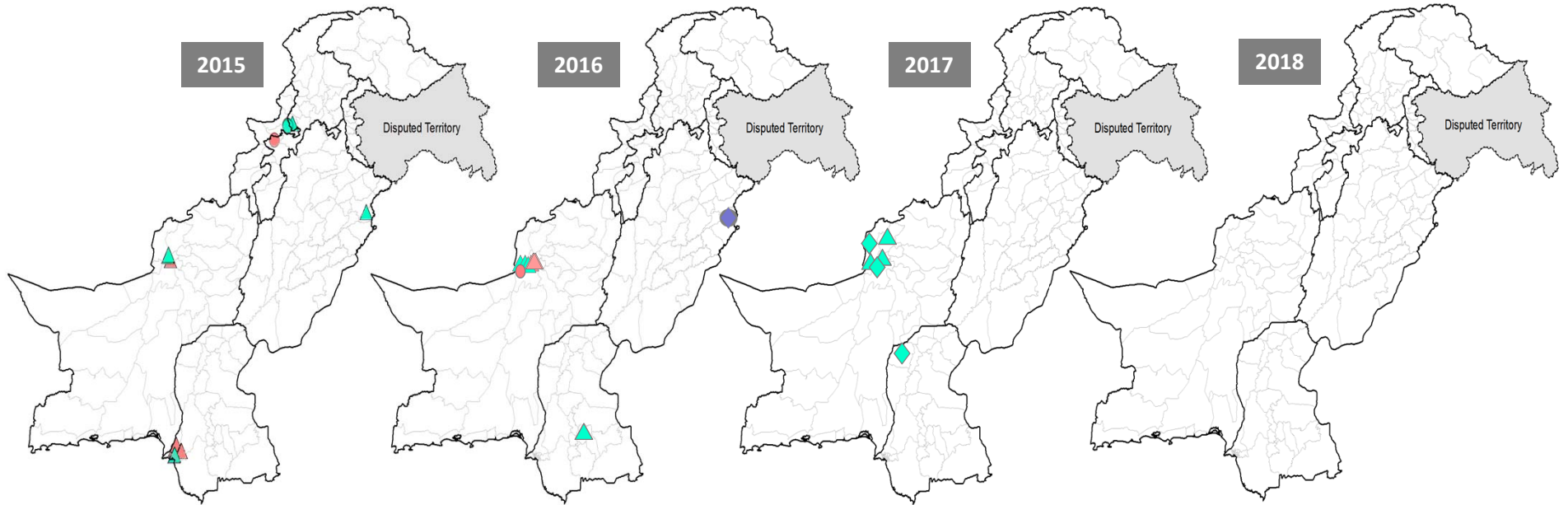
\* Afp.rec Data as of 04-06-2018

# VDPV2 isolates, 2014 to 2018\*

DISTRICT	2014				2015				2016					2017					2018			
	aVDPV-2		cVDPV-2		aVDPV-2		cVDPV-2		aVDPV-2		iVDPV-2		cVDPV-2		VDPV2		aVDPV-2		cVDPV-2			
	Cases	Env	Cases	Env	Cases	Env	Cases	Env	Cases	Env	Cases	Env	Cases	Env	Env	Cases	Env	Cases	Env			
JAFARABAD																						
MASTUNG																						
PISHIN														1								
QUETTA					2		1			3			1	4		2				1		
KABDULAH																				1		
<b>BALOCHISTAN</b>					<b>2</b>		<b>1</b>			<b>3</b>			<b>1</b>	<b>4</b>		<b>3</b>				<b>2</b>		
FR BANNU				8																		
KHYBER	1		2		1		1															
MOHMAND																						
WAZIR-N	2		7																			
WAZIR-S	1																					
<b>FATA</b>	<b>4</b>		<b>17</b>		<b>1</b>		<b>1</b>															
BANNU			1																			
HANGU							1															
LAKKIMRWT			1																			
PESHAWAR			1				1															
<b>KPAKHTUNKHWA</b>			<b>3</b>		<b>1</b>		<b>1</b>															
LAHORE	1				1					1												
<b>PUNJAB</b>	<b>1</b>				<b>1</b>					<b>1</b>												
KAMBAR																				1		
KHIGADAP		2	1	7																6		
KHIGIQBAL		1					2															
KHIGULBERG							1															
HYDERABAD										1												
<b>SINDH</b>	<b>3</b>	<b>1</b>	<b>7</b>		<b>1</b>	<b>2</b>	<b>6</b>			<b>1</b>										<b>1</b>		
<b>PAKISTAN</b>	<b>5</b>	<b>3</b>	<b>21</b>	<b>7</b>	<b>2</b>	<b>6</b>	<b>2</b>	<b>7</b>		<b>4</b>	<b>1</b>		<b>1</b>	<b>4</b>		<b>3</b>				<b>3</b>		



# VDPV isolates (Cases + ES), 2015 – 2018\*



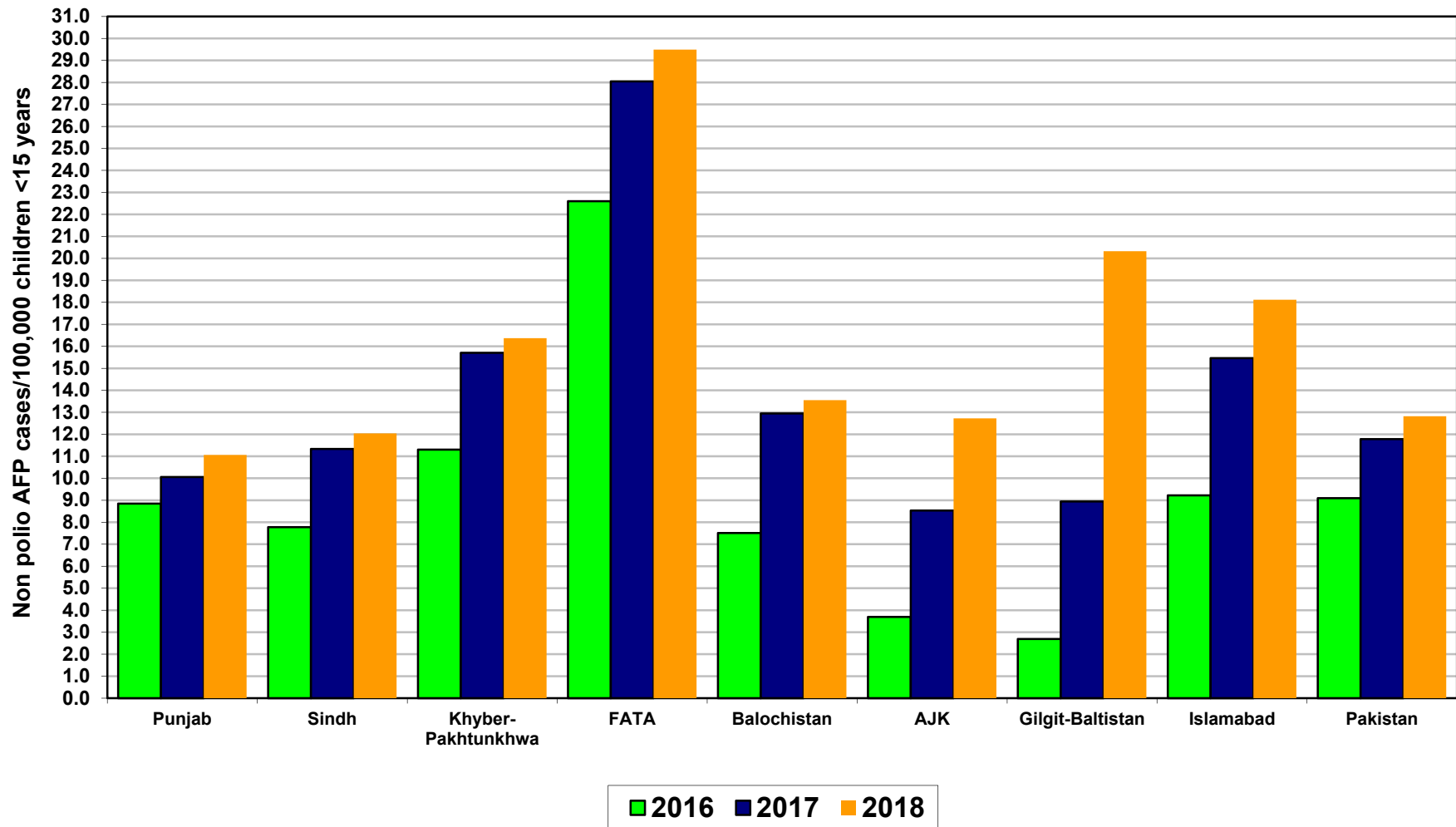
\* Afp.rec Data as of 04-06-2018

**Table 6: Vaccination status of non polio AFP cases age 6-59 months 2016-2018\***

REGION	0 dose			1-2 doses			3 doses			4-6 doses			7+ doses		
	16	17	18	16	17	18	16	17	18	16	17	18	16	17	18
Central Punjab	0%	0%	0%	0%	0%	0%	1%	1%	1%	3%	3%	1%	97%	96%	97%
North Punjab	0%	0%	0%	0%	0%	1%	0%	1%	1%	2%	2%	2%	98%	97%	97%
South Punjab	0%	0%	0%	0%	0%	0%	0%	0%	0%	2%	2%	1%	98%	98%	98%
<b>PUNJAB</b>	<b>0%</b>	<b>0%</b>	<b>0%</b>	<b>0%</b>	<b>0%</b>	<b>0%</b>	<b>0%</b>	<b>1%</b>	<b>1%</b>	<b>2%</b>	<b>2%</b>	<b>1%</b>	<b>97%</b>	<b>97%</b>	<b>97%</b>
Karachi	0%	1%	0%	1%	1%	1%	1%	1%	2%	5%	7%	4%	93%	91%	93%
North Sindh	0%	0%	0%	0%	0%	0%	0%	0%	0%	5%	3%	2%	94%	97%	98%
South Sindh	0%	0%	1%	1%	0%	0%	1%	1%	1%	6%	4%	1%	92%	95%	98%
<b>SINDH</b>	<b>0%</b>	<b>0%</b>	<b>0%</b>	<b>1%</b>	<b>0%</b>	<b>0%</b>	<b>1%</b>	<b>0%</b>	<b>1%</b>	<b>5%</b>	<b>4%</b>	<b>2%</b>	<b>93%</b>	<b>95%</b>	<b>96%</b>
Central Khyber Pakhtunkhwa	0%	0%	0%	0%	1%	0%	0%	0%	0%	1%	1%	2%	99%	98%	98%
North Khyber Pakhtunkhwa	1%	0%	0%	1%	1%	0%	0%	1%	1%	2%	3%	1%	96%	94%	98%
South Khyber Pakhtunkhwa	0%	0%	1%	1%	2%	0%	1%	2%	1%	1%	4%	2%	96%	92%	97%
<b>Khyber Pakhtunkhwa</b>	<b>0%</b>	<b>0%</b>	<b>0%</b>	<b>1%</b>	<b>1%</b>	<b>0%</b>	<b>0%</b>	<b>1%</b>	<b>1%</b>	<b>1%</b>	<b>3%</b>	<b>2%</b>	<b>97%</b>	<b>95%</b>	<b>98%</b>
<b>FATA</b>	<b>0%</b>	<b>0%</b>	<b>0%</b>	<b>2%</b>	<b>0%</b>	<b>1%</b>	<b>1%</b>	<b>1%</b>	<b>1%</b>	<b>10%</b>	<b>8%</b>	<b>4%</b>	<b>88%</b>	<b>91%</b>	<b>95%</b>
Rest of Balochistan	7%	3%	0%	7%	9%	4%	2%	4%	0%	23%	13%	16%	62%	71%	80%
North Balochistan	0%	4%	0%	3%	6%	4%	3%	2%	0%	10%	10%	7%	83%	78%	89%
Quetta Block	1%	0%	2%	1%	1%	0%	4%	0%	0%	10%	7%	0%	83%	92%	98%
<b>BALUCHISTAN</b>	<b>2%</b>	<b>2%</b>	<b>1%</b>	<b>3%</b>	<b>4%</b>	<b>2%</b>	<b>3%</b>	<b>3%</b>	<b>0%</b>	<b>13%</b>	<b>10%</b>	<b>8%</b>	<b>80%</b>	<b>82%</b>	<b>89%</b>
<b>PAKISTAN</b>	<b>0%</b>	<b>0%</b>	<b>0%</b>	<b>1%</b>	<b>1%</b>	<b>0%</b>	<b>1%</b>	<b>1%</b>	<b>1%</b>	<b>4%</b>	<b>4%</b>	<b>2%</b>	<b>95%</b>	<b>95%</b>	<b>96%</b>

\* Afp.rec Data as of 04-06-2018

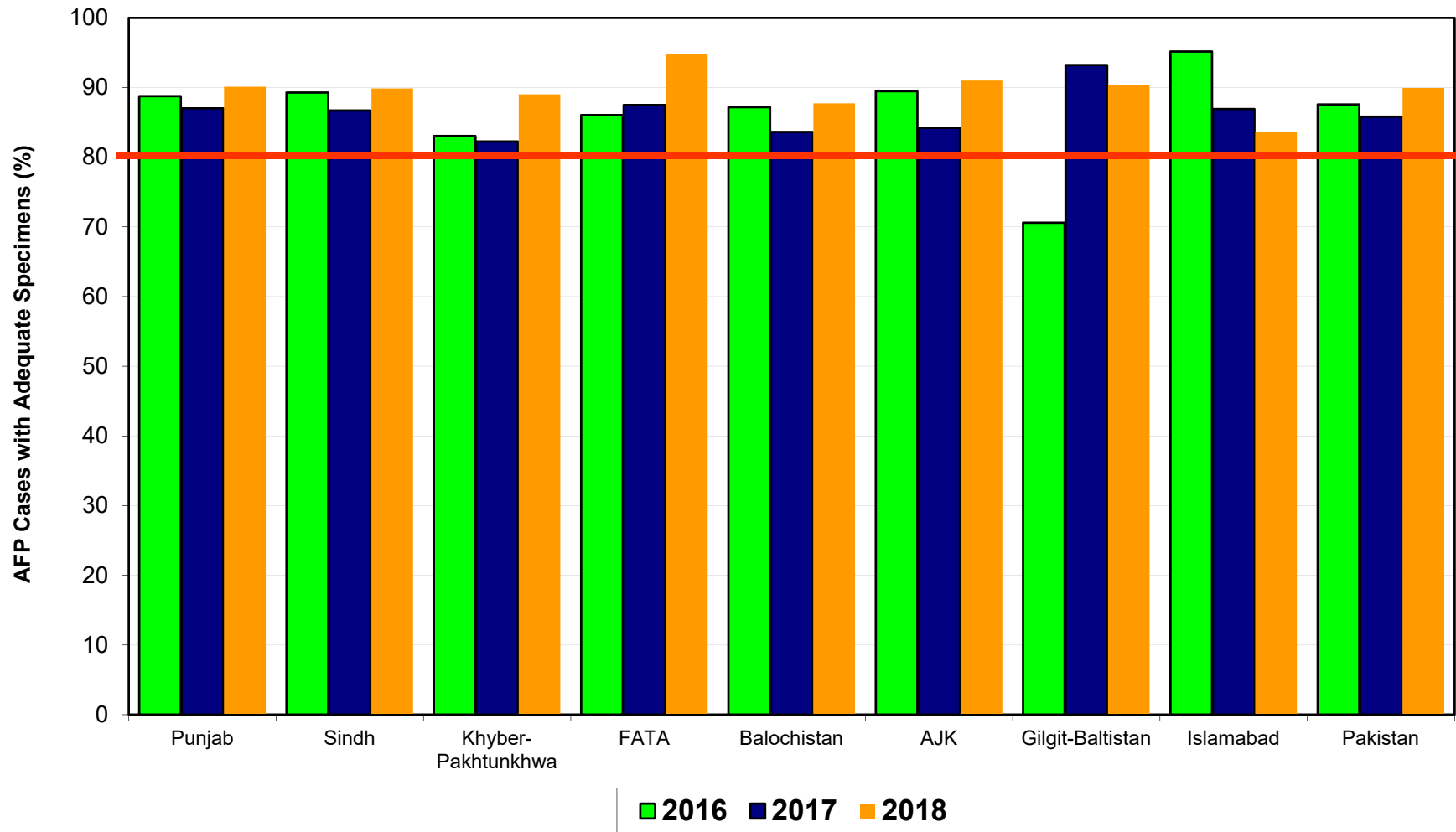
# Non Polio AFP Rate By Province/Regions, 2016-2018\*



Minimum Target Non-Polio AFP Rate for Tier-1 and Tier-2 districts is 6/100000 < 15 years of the age  
 Minimum Target Non-Polio AFP Rate for Tier-3 and Tier-4 districts is 3/100000 < 15 years of the age

\* Afp.rec Data as of 04-06-2018

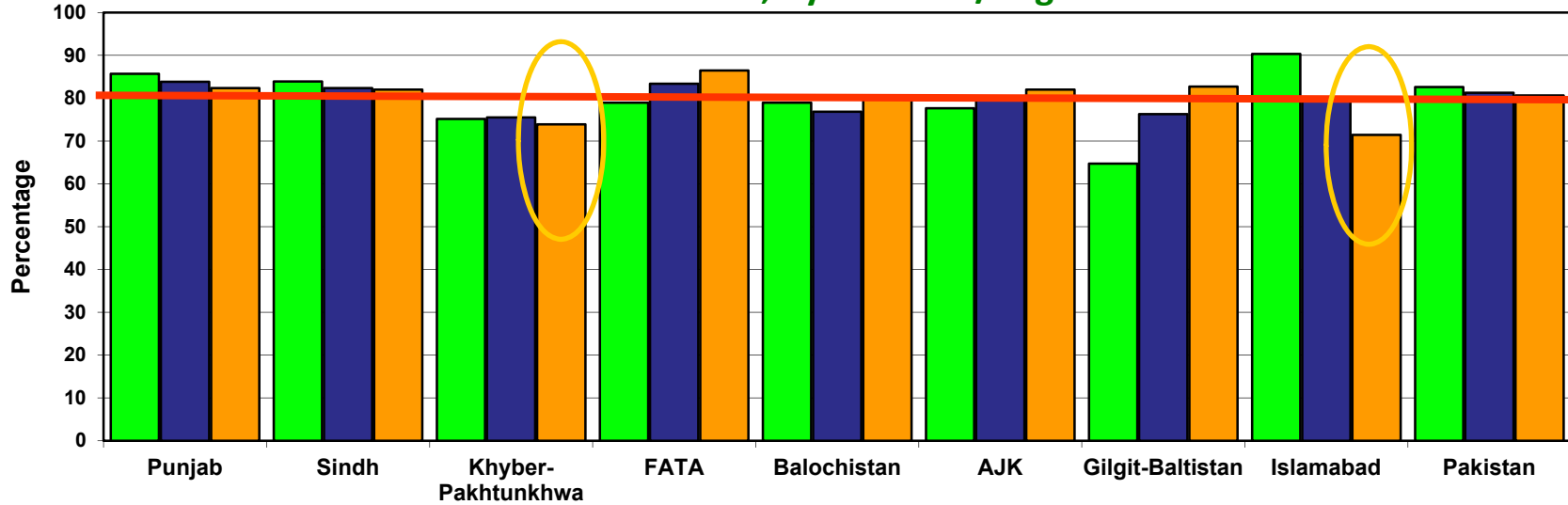
# Percent AFP Cases with Adequate Specimens By Province/Regions, 2016-2018\*



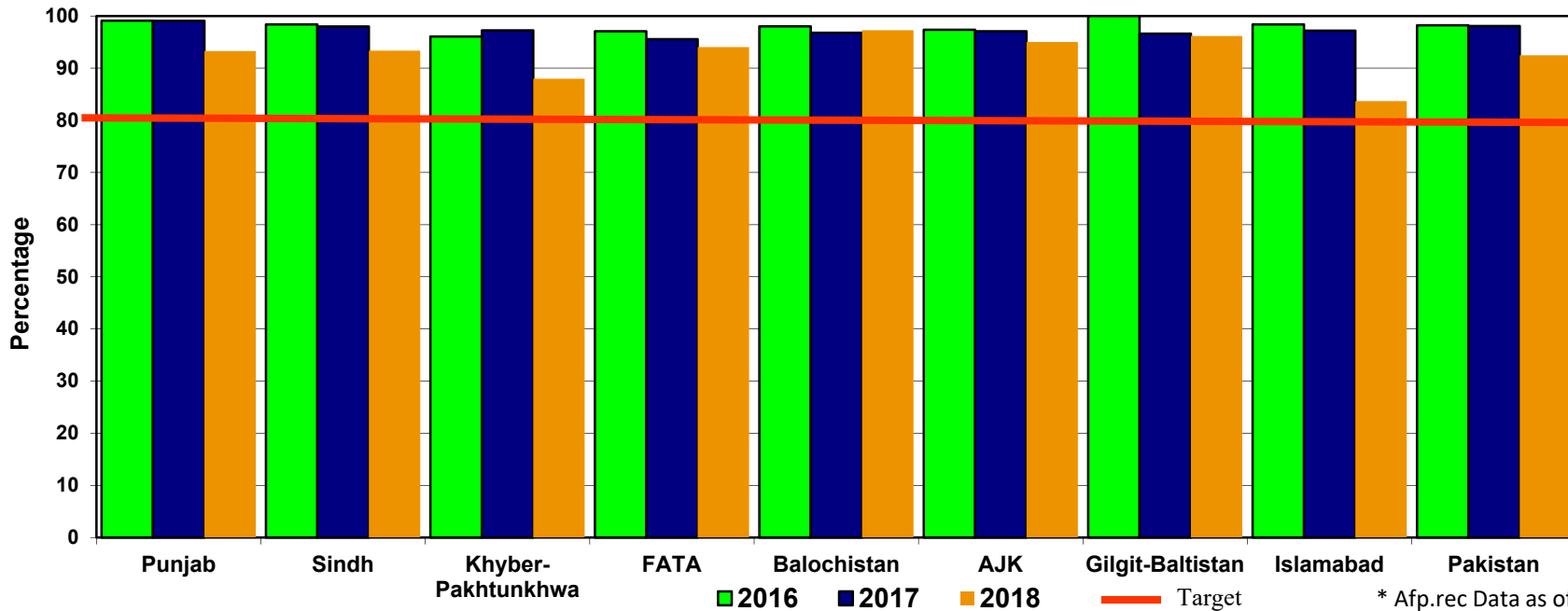
\* Afp.rec Data as of 04-06-2018

— Target Adequate Sample cases = 80%

**Graph 5: Percent AFP Cases Notified within 07 days of paralysis onset  
2016 - 2018\*; By Province/Regions**

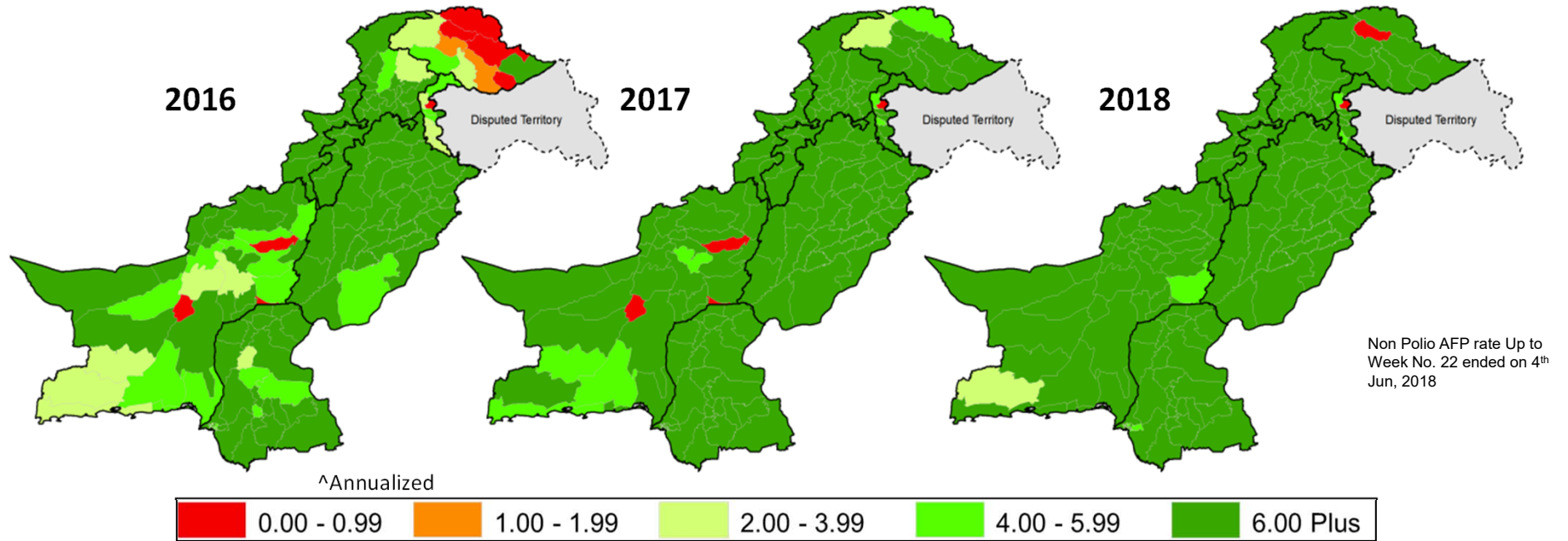


**Graph 6: Percent AFP Cases Investigated within 48 hours of notification  
2016 ~ 2018\*; By Province/Regions**

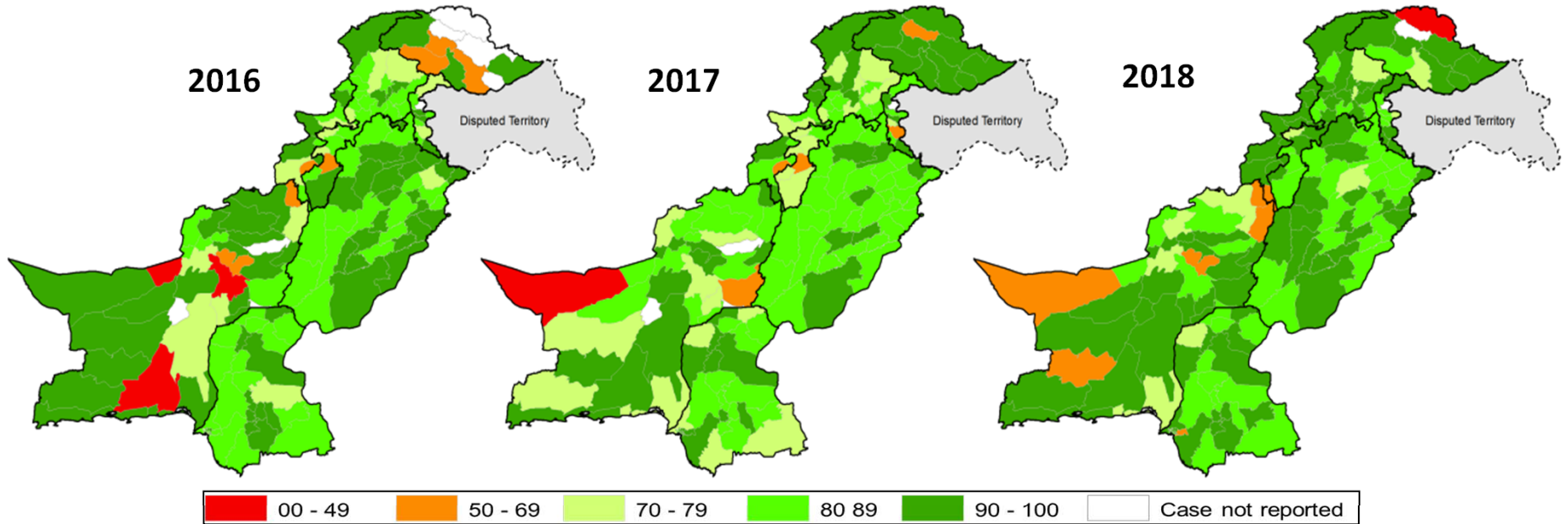


\* Afp.rec Data as of 04-06-2018

## Non-Polio ^ AFP Rate by District



## Percent AFP Cases with Adequate Specimens, by District





**Table 7.3: AFP CASES PENDING FOR CLASSIFICATION  
WITH DATE OF ONSET MORE THAN 90 DAYS\* 2017**

S. No	DISTRICT	TEHSIL	EPID	SEX	AGE	DONSET	DOSE€	DSTOOL1	DSTOOL2	LAB	FEVER	ASYM	PROG	FUP	PEND (DAYS)
1	DGKHAN	DG KHAN	PB/81/17/229	M	18	17-12-17	7+	LATE NOTIFIED			Y	Y	Y	Y	183
2	GUJRAT	GUJRAT	PB/23/17/128	M	18	09-12-17	7+				UK	N	Y	Y	177
3	KOHAT	KOHAT	KP/50/17/054	M	72	28-10-17	3				Y	N	N	Y	219
4	PESHAWAR	PESHAWAR	KP/30/17/284	F	5	10-10-17	6				N	Y	N	Y	237
5	NEELUM	SHARDA	AJ/80/17/004	F	18	05-09-17	5	30-10-17	31-10-17	NVI	N	N	Y	Y	177
6	ICT	ICT	IB/02/17/065	M	46	04-11-17	7+	29-12-17	30-12-17	VACC	Y	N	Y	Y	212

\* Afp.rec Data as of 04-06-2018

€ Based on recall of parents

60 days Follow-up not done

FUP = Residual Weakness at 60 days follow up.

**Table 7.4: AFP CASES PENDING FOR CLASSIFICATION  
WITH DATE OF ONSET MORE THAN 90 DAYS\* 2018 Page (1/3)**

S. No	DISTRICT	TEHSIL	EPID	SEX	AGE	DONSET	DOSESE	DSTOOL1	DSTOOL2	LAB	FEVER	ASVM	PROG	FUP	PEND (DAYS)
1	BUNER	BUNER	KP/22/18/012	M	36	07-02-18	7+	06-04-18	07-04-18	NVI	UK	UK	UK		117
2	KHUSHAB	KHUSHAB	PB/42/18/011	M	35	01-03-18	7+	18-03-18	19-03-18	NVI	UK	UK	UK		95
3	LAKKIMRWT	LAKKIMRWT	KP/62/18/012	M	30	17-01-18	7+	18-02-18	19-02-18	VACC	UK	UK	UK		138
4	MANSEHRA	MANSEHRA	KP/14/18/011	F	1	20-02-18	7+	09-03-18	10-03-18	NVI	UK	UK	UK		104
5	BAHAWALPUR	YAZMAN	PB/71/18/025	M	30	19-02-18	7+				Y	N	Y	DIED	105
6	BAHAWALPUR	BWP SADAR	PB/71/18/027	M	39	30-01-18	7+				N	Y	Y	DIED	125
7	BAHWLNAGAR	MINCHANABA	PB/73/18/001	M	36	05-01-18	7+				N	N	Y	DIED	150
8	BAHWLNAGAR	MINCHANABA	PB/73/18/012	M	84	04-02-18	7+				Y	Y	Y	DIED	120
9	BAHWLNAGAR	CHISHTIAN	PB/73/18/020	M	30	26-02-18	7+	26-03-18	28-03-18	NVI	Y	Y	Y		98
10	BAHWLNAGAR	BAHWALNAGAR	PB/73/18/025	M	14	05-02-18	7+				Y	Y	Y	Y	119
11	BAHWLNAGAR	CHISHTIAN	PB/73/18/028	F	48	02-03-18	7+	12-04-18	14-04-18	NVI	Y	Y	Y		94
12	DGKHAN	DG KHAN	PB/81/18/022	M	96	27-01-18	7+	18-02-18	20-02-18	NVI	Y	Y	Y	Y	128
13	DGKHAN	DG KHAN	PB/81/18/023	F	5	09-02-18	6	25-02-18	27-02-18	NVI	Y	Y	Y	Y	115
14	DGKHAN	TAUNSA	PB/81/18/028	F	23	20-02-18	7+	22-02-18	22-02-18	NVI	Y	Y	Y		104
15	DGKHAN	DG KHAN	PB/81/18/029	M	13	22-01-18	7+	24-02-18	25-02-18	NVI	N	Y	Y	Y	133
16	DGKHAN	DG KHAN	PB/81/18/040	F	7	02-01-18	7+	02-03-18	04-03-18	NVI	N	N	Y	Y	153
17	GUJRANWALA	WAZIRABAD TOWN	PB/21/18/025	F	17	17-01-18	7+	17-02-18	18-02-18	NVI	Y	N	Y	DIED	138
18	LAHORE	SHALIMAR TOWN	PB/31/18/050	F	72	04-02-18	7+	28-02-18	01-03-18	NVI	N	Y	Y	Y	120
19	LAYYAH	KAROR LAL ESAN	PB/84/18/012	M	24	24-02-18	7+	12-03-18	13-03-18	NVI	Y	N	Y	Y	100
20	LODHRAN	LODHRAN	PB/64/18/009	F	35	07-01-18	7+	03-02-18	04-02-18	NVI	Y	Y	Y	Y	148
21	MULTAN	MULTAN RURAL	PB/61/18/027	F	12	17-02-18	7+	15-03-18	16-03-18	NVI	Y	Y	Y	Y	107
22	MUZFARGARH	ALIPUR	PB/83/18/056	M	7	01-03-18	7+	17-03-18	18-03-18	NVI	Y	Y	Y		95
23	OKARA	DEPALPUR	PB/34/18/015	F	3	03-02-18	3	20-02-18	22-02-18	NVI	N	N	N	Y	121
24	OKARA	DEPALPUR	PB/34/18/022	M	18	22-02-18	7+	15-03-18	16-03-18	NVI	Y	Y	Y	Y	102
25	OKARA	DEPALPUR	PB/34/18/028	M	156	13-01-18	7+				N	N	Y	Y	142
26	OKARA	DEPALPUR	PB/34/18/029	M	18	12-01-18	7+				N	Y	Y	Y	143
27	RAJANPUR	RAJAN PUR	PB/82/18/006	M	48	23-01-18	7+				N	N	Y	DIED	132
28	RAJANPUR	RAJAN PUR	PB/82/18/011	M	33	05-02-18	7+	08-02-18	08-02-18	NVI	Y	Y	Y	Y	119
29	RAJANPUR	ROJHAN	PB/82/18/010	M	115	29-01-18	7+	13-02-18	14-02-18	NVI	Y	Y	Y	Y	126
30	RAJANPUR	JAM PUR	PB/82/18/015	M	72	17-02-18	7+	20-02-18		NVI	Y	N	Y	DIED	107
31	RAJANPUR	RAJAN PUR	PB/82/18/016	F	25	04-02-18	7+	20-02-18	21-02-18	VACC	Y	Y	Y	Y	120
32	RAJANPUR	JAM PUR	PB/82/18/021	M	7	10-02-18	1	27-02-18	28-02-18	VACC	Y	Y	Y	Y	114
33	RAJANPUR	JAM PUR	PB/82/18/022	M	6	21-02-18	7+	03-03-18	13-03-18	NVI	Y	N	Y		103
34	RAJANPUR	RAJAN PUR	PB/82/18/025	F	60	05-02-18	7+	09-03-18	10-03-18	NVI	N	N	Y	Y	119
35	RYKHAN	RAHIMYAR KHAN	PB/72/18/034	F	30	02-02-18	7+	20-02-18	22-02-18	NVI	Y	Y	Y	Y	122
36	RYKHAN	KHANPUR	PB/72/18/060	M	72	07-01-18	7+	10-03-18	11-03-18	NVI	N	Y	Y	Y	148
37	SARGODHA	SAHIWAL	PB/41/18/006	M	144	05-01-18	7+	10-02-18	11-02-18	NVI	N	Y	Y	Y	150
38	SARGODHA	SHAHPUR	PB/41/18/008	M	22	12-01-18	7+	13-02-18	14-02-18	NVI	Y	Y	Y	Y	143
39	SARGODHA	SARGODHA	PB/41/18/018	F	120	14-02-18	7+	05-03-18	07-03-18	NVI	Y	N	Y	DIED	110
40	SARGODHA	SILANWALI	PB/41/18/025	M	24	08-02-18	7+	27-03-18	28-03-18	NVI	Y	Y	Y	Y	116
41	SARGODHA	BHULWAL	PB/41/18/037	M	52	01-01-18	7+				N	N	UK		154
42	SHEIKHUPURA	FEROZEWALA	PB/33/18/028	F	34	31-01-18	7+	24-02-18	25-02-18	NVI	N	N	Y	Y	124

\* Afp.rec Data as of 04-06-2018

€ Based on recall of parents

60 days Follow-up not done

FUP = Residual Weakness at 60 days follow up.

**Table 7.4: AFP CASES PENDING FOR CLASSIFICATION  
WITH DATE OF ONSET MORE THAN 90 DAYS\* 2018 Page (2/3)**

S. No	DISTRICT	TEHSIL	EPID	SEX	AGE	DONSET	DOSESE	DSTOOL1	DSTOOL2	LAB	FEVER	ASVM	PROG	FUP	PEND (DAYS)
43	VEHARI	VEHARI	PB/63/18/016	M	72	17-02-18	7+	03-03-18	07-03-18	NVI	N	N	Y	Y	107
44	VEHARI	BUREWALA	PB/63/18/019	M	48	10-02-18	7+	17-03-18	19-03-18	NVI	UK	UK	UK	Y	114
45	BADIN	GOLARCHI	SD/23/18/015	F	48	03-01-18	7+	LATE NOTIFIED			Y	Y	Y	Y	152
46	DADU	DADU	SD/24/18/010	F	48	08-01-18	7+	06-02-18	07-02-18	EV	Y	Y	Y		147
47	DADU	MEHAR	SD/24/18/014	F	18	01-02-18	7+	17-02-18	18-02-18	EV	Y	Y	Y		123
48	GHOTKI	UBAURO	SD/42/18/012	F	60	02-02-18	7+	DIED BEFORE STOOL			Y	Y	Y	DIED	122
49	GHOTKI	GHOTKI	SD/42/18/014	F	120	27-01-18	7+	17-02-18	18-02-18	NVI	Y	N	UK	Y	128
50	JACOBABAD	THULL	SD/53/18/012	F	54	25-01-18	7+	16-02-18	18-02-18	EV	Y	Y	Y		130
51	JAMSHORO	SEHWAN	SD/25/18/019	F	84	21-02-18	7+	DIED BEFORE STOOL			Y	N	Y	DIED	103
52	KAMBAR	SIJAWAL	SD/55/18/002	F	54	07-01-18	7+	23-01-18	24-01-18	NVI	Y	Y	Y	Y	148
53	KAMBAR	QUBO SAEED KHAN	SD/55/18/018	F	12	01-02-18	7+	19-03-18	20-03-18	EV	Y	N	Y	Y	123
54	KHAIRPUR	THARI MIR WAH	SD/43/18/024	M	30	20-01-18	7+	16-02-18	17-02-18	EV	N	Y	Y	Y	135
55	KHIGADAP	GADAP	SD/63/18/014	M	21	06-01-18	7+	LATE NOTIFIED			Y	Y	UK	Y	149
56	KHIGULBERG	GULBERG	SD/64/18/008	M	27	05-03-18	7+	28-03-18	30-03-18	NVI	N	N	N		91
57	KHIKORANGI	KORANGI	SD/68/18/009	M	36	16-02-18	7+	LATE NOTIFIED			Y	Y	Y	Y	108
58	KHILAYARI	LAYARI	SD/71/18/002	F	6	09-02-18	7+	DIED BEFORE STOOL			N	N	UK	DIED	115
59	KHINNAZIM	NNAZIM	SD/74/18/006	M	22	28-02-18	7+	DIED BEFORE STOOL			N	N	Y	DIED	96
60	MIRPURKHAS	KOT GHULAM MOHD.	SD/31/18/006	M	84	06-02-18	7+	LATE NOTIFIED			Y	N	Y		118
61	MIRPURKHAS	MIRPURKHAS	SD/31/18/015	F	30	14-02-18	7+	31-03-18	02-04-18	EV	Y	Y	Y		110
62	NFEROZ	MORO	SD/45/18/005	M	84	02-01-18	7+	17-01-18	18-01-18	EV	Y	N	Y		153
63	SUJAWAL	SUJAWAL	SD/79/18/003	M	36	06-01-18	7+	11-01-18		NVI	Y	N	Y	DIED	149
64	SUJAWAL	JATI	SD/79/18/042	F	72	21-02-18	7+	19-04-18	20-04-18	EV	Y	Y	Y		103
65	THARPARKAR	NANGARPARKAR	SD/33/18/005	F	16	02-01-18	7+	31-01-18	01-02-18	NVI	N	Y	UK	Y	153
66	THATTA	THATTA	SD/22/18/010	M	86	15-02-18	7+	26-02-18	02-03-18	NVI	Y	N	UK	Y	109
67	UMERKOT	UMERKOT	SD/34/18/008	M	48	25-01-18	7+	DIED BEFORE STOOL			Y	N	Y	DIED	130
68	ABOTABAD	HAWALLIAN	KP/10/18/014	F	119	26-02-18	7+	13-03-18	14-03-18	NVI	Y	Y	Y	Y	98
69	DIKHAN	DERA ISMAIL KHAN	KP/60/18/012	M	48	10-02-18	7+	02-03-18	03-03-18	NVI	N	N	Y	Y	114
70	DIKHAN	DERA ISMAIL KHAN	KP/60/18/017	F	30	16-02-18	7+	10-03-18	11-03-18	NVI	N	Y	Y		108
71	HANGU	THALL	KP/54/18/008	M	4	02-02-18	5	17-03-18	18-03-18	VACC	Y	Y	Y	Y	122
72	HANGU	HANGU	KP/54/18/010	F	17	28-02-18	7+	25-03-18	26-03-18	VACC	Y	N	Y	Y	96
73	HANGU	THALL	KP/54/18/013	M	24	24-02-18	7+	03-04-18	04-04-18	EV	Y	Y	Y		100
74	HARIPUR	HARIPUR	KP/12/18/004	F	89	20-01-18	7+	31-01-18	06-02-18	NVI	Y	N	Y		135
75	KOHAT	KOHAT	KP/50/18/012	F	21	26-01-18	7+	02-02-18	02-02-18	NVI	UK	Y	Y	DIED	129
76	KOHAT	KOHAT	KP/50/18/028	F	36	01-03-18	7+	LATE NOTIFIED			Y	Y	Y	Y	95
77	LAKKIMRWT	SERAI NAURANG	KP/62/18/009	M	12	29-01-18	7+	DIED BEFORE STOOL			Y	Y	Y	DIED	126
78	LAKKIMRWT	SERAI NAURANG	KP/62/18/017	F	84	01-01-18	7+	LATE NOTIFIED			N	Y	N	Y	154
79	LAKKIMRWT	SERAI NAURANG	KP/62/18/019	M	10	20-02-18	7+	25-03-18	26-03-18	EV	Y	Y	Y	Y	104
80	MALAKAND	DARGAI	KP/20/18/025	M	17	04-02-18	7+	LATE NOTIFIED			Y	Y	Y	Y	120
81	MANSEHRA	MANSEHRA	KP/14/18/004	F	95	07-02-18	7+	DIED BEFORE STOOL			Y	N	Y	DIED	117
82	MARDAN	MARDAN	KP/40/18/036	M	6	04-02-18	7+	08-03-18	09-03-18	VACC	N	Y	Y		120
83	MARDAN	MARDAN	KP/40/18/041	M	36	29-01-18	7+	15-03-18	16-03-18	NVI	Y	N	Y	DIED	126
84	MARDAN	MARDAN	KP/40/18/045	M	27	05-02-18	7+	19-03-18	21-03-18	NVI	Y	Y	UK	Y	119

\* Afp.rec Data as of 04-06-2018

€ Based on recall of parents

60 days Follow-up not done

FUP = Residual Weakness at 60 days follow up.

**Table 7.4: AFP CASES PENDING FOR CLASSIFICATION  
WITH DATE OF ONSET MORE THAN 90 DAYS\* 2018 Page (3/3)**

S. No	DISTRICT	TEHSIL	EPID	SEX	AGE	DONSET	DOSESE	DSTOOL1	DSTOOL2	LAB	FEVER	ASVM	PROG	FUP	PEND (DAYS)
85	NOWSHERA	NOWSHERA	KP/32/18/015	M	120	21-02-18	7+	08-03-18		NVI	N	N	Y	DIED	103
86	PESHAWAR	PESHAWAR	KP/30/18/011	M	29	15-01-18	7+	DIED BEFORE STOOL			Y	N	Y	DIED	140
87	PESHAWAR	PESHAWAR	KP/30/18/017	F	96	22-01-18	7+	06-02-18	06-02-18	NVI	Y	N	N	Y	133
88	PESHAWAR	PESHAWAR	KP/30/18/029	M	36	21-01-18	7+	11-02-18	12-02-18	VACC	Y	Y	Y		134
89	PESHAWAR	PESHAWAR	KP/30/18/046	F	24	21-01-18	7+	20-02-18	21-02-18	NVI	Y	Y	Y	Y	134
90	PESHAWAR	PESHAWAR	KP/30/18/047	M	144	12-01-18	7+	23-02-18	24-02-18	NVI	N	Y	Y	Y	143
91	PESHAWAR	PESHAWAR	KP/30/18/064	M	36	06-02-18	7+	18-03-18	19-03-18	VACC	Y	Y	Y	Y	118
92	PESHAWAR	PESHAWAR	KP/30/18/074	F	98	06-02-18	7+	22-03-18	26-03-18	EV	N	Y	Y	Y	118
93	SHANGLA	ALPURI	KP/26/18/017	F	45	10-01-18	7+	LATE NOTIFIED			Y	Y	Y	Y	145
94	SWABI	SWABI	KP/41/18/030	M	18	26-02-18	7+	13-03-18	15-03-18	VACC	N	Y	Y		98
95	TORGHAR	JUDBAH	KP/15/18/004	M	132	02-01-18	7+	LATE NOTIFIED			Y	Y	UK	Y	153
96	BOLAN	MACH	BN/42/18/002	M	48	28-01-18	7+				UK	Y	Y	DIED	127
97	CHAGHAI	CHAGAI	BN/13/18/003	F	48	13-02-18	6	DIED BEFORE STOOL			N	N	Y	DIED	111
98	KABDULAH	CHAMAN	BN/14/18/005	F	12	07-02-18	7+				Y	N	Y	DIED	117
99	KSAIFULAH	KSAIFULLAH	BN/25/18/003	M	34	21-02-18	7+	13-03-18	15-03-18	EV	Y	Y	Y	Y	103
100	LASBELA	SONMIANI	BN/55/18/002	F	45	05-01-18	7+	04-02-18	05-02-18	NVI	Y	N	Y	Y	150
101	MUSAKHEL	SADDAR	BN/24/18/002	F	48	05-01-18	7+	21-02-18	22-02-18	VACC	N	Y	N	Y	150
102	NOSHKI	NOSHKI	BN/15/18/003	M	19	10-02-18	7+	DIED BEFORE STOOL			Y	N	Y	DIED	114
103	PANJGOUR	PANJGUR	BN/63/18/003	M	36	01-03-18	7+	11-04-18	12-04-18	NVI	N	Y	Y		95
104	PISHIN	PISHIN	BN/12/18/006	F	42	11-01-18	7+	01-02-18	04-02-18	NVI	Y	N	Y	Y	144
105	PISHIN	PISHIN	BN/12/18/012	F	34	02-03-18	7+	DIED BEFORE STOOL			Y	Y	Y	DIED	94
106	PISHIN	PISHIN	BN/12/18/013	F	84	05-01-18	7+	LATE NOTIFIED			Y	N	Y	DIED	150
107	QUETTA	ZARGHOON TOWN	BN/11/18/006	F	59	27-01-18	7+	04-02-18		NVI	N	N	Y	DIED	128
108	SHARANI	SHARANI	BN/26/18/002	M	155	16-02-18	7+	09-03-18	14-03-18	NVI	Y	Y	N	Y	108
109	SIBI	SIBI	BN/31/18/001	M	72	12-02-18	7+	18-03-18	19-03-18	VACC	UK	UK	Y		112
110	BAGH	BAGH	AJ/50/18/004	F	66	10-02-18	7+	21-02-18	26-02-18	NVI	N	Y	UK	Y	114
111	POONCH	ABBASPUR	AJ/40/18/007	M	24	20-01-18	7+	07-02-18	08-02-18	NVI	Y	Y	Y	Y	135
112	POONCH	HAJIRA	AJ/40/18/023	M	3	17-01-18	5	LATE NOTIFIED			N	Y	Y	Y	138
113	HUNZA	ALIABAD	GB/72/18/001	F	12	15-01-18	7+	04-03-18	05-03-18	NVI	UK	Y	UK		140
114	CDA	CDA	IB/01/18/014	M	79	26-02-18	3	17-03-18	19-03-18	NVI	N	Y	Y		98
115	ICT	ICT	IB/02/18/011	M	40	22-02-18	3	24-02-18		NVI	N	N	Y		102
116	ICT	ICT	IB/02/18/014	M	30	21-02-18	7+	28-02-18	28-02-18	NVI	Y	Y	Y		103
117	KHYBER	BARA	FT/34/18/031	M	10	15-02-18	7+	14-03-18	15-03-18	NVI	Y	Y	Y	Y	109
118	KHYBER	JAMRUD	FT/34/18/032	F	15	10-02-18	7+	18-03-18	19-03-18	NVI	N	Y	Y	Y	114
119	WAZIR-N	MIR ALI	FT/64/18/019	F	12	13-02-18	7+	DIED BEFORE STOOL			Y	N	Y	DIED	111

\* Afp.rec Data as of 04-06-2018

€ Based on recall of parents

60 days Follow-up not done

FUP = Residual Weakness at 60 days follow up.