



**World Health
Organization**

**Weekly
AFP Surveillance Update
Pakistan**

Week 21 (*Ended on 26th May, 2018*)

National Surveillance Cell

World Health Organization Country Office,
Chak Shahzad, Park Road,
Islamabad, Pakistan

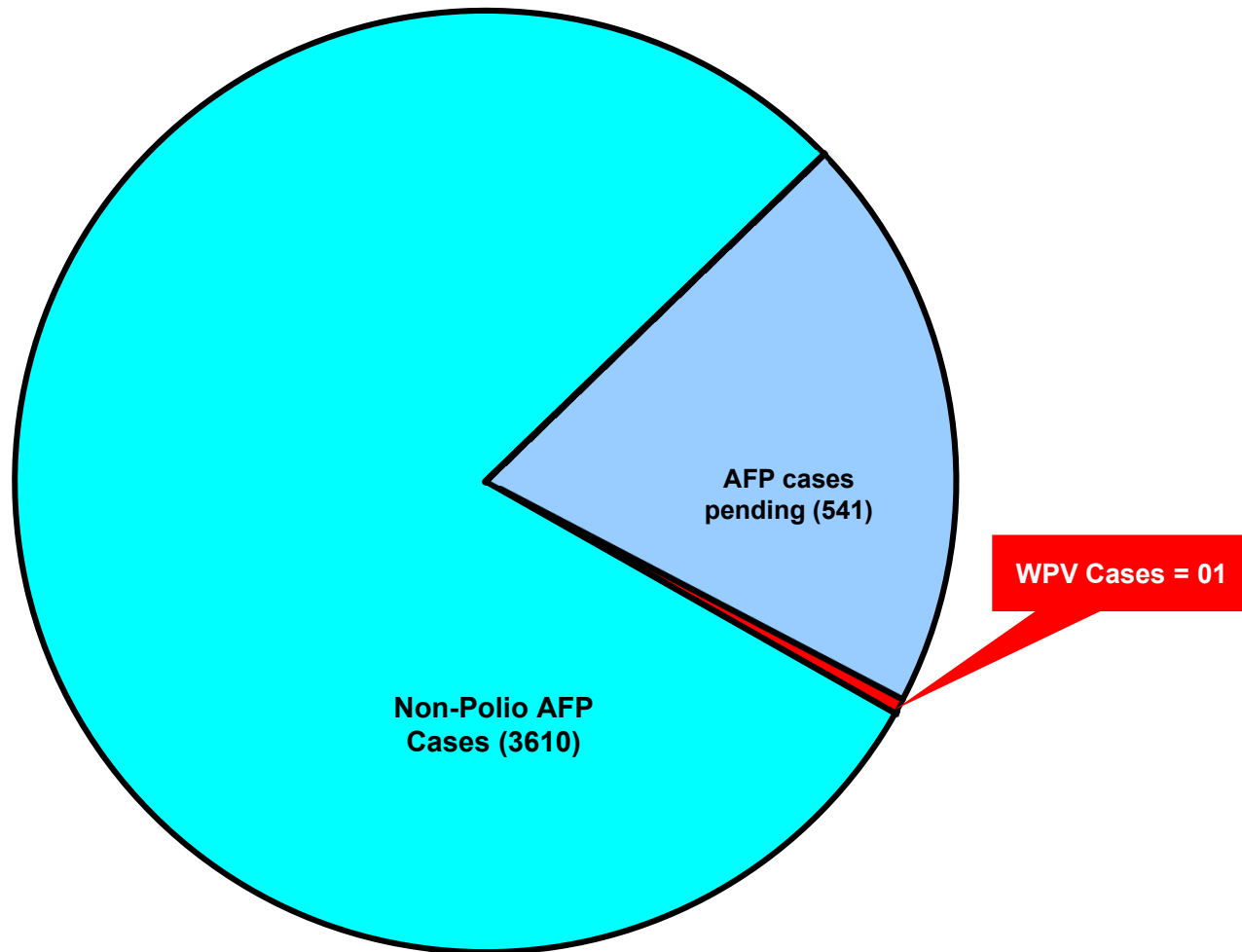
Tel: +92-51 9255123 / 9255282 /9255184

AFP Surveillance



<http://www.emro.who.int/pak/information-resources>

AFP Case Profile, 2018*



Total AFP Cases Reported = 4152

^ 259 Inadequate cases not due for FUP

^ 282 AFP Cases pending in Lab

^110 AFP Cases pending for classification by ERC

2017-^ 06 AFP Cases pending for classification by ERC

* Afp.rec Data as of 28-05-2018

Table 1.1: List of Confirmed Polio Cases, Pakistan 2017-2018* (1/1)

S.NO.	PROVINCE/ REGION	DISTRICT	TEHSIL	EPID NO.	SEX	AGE (m)	DATE ONSET OF PARALYSIS	NO. OPV DOSES (based on parents recall)		FEVER	Asymetric Paralysis	Rapid Progression	REFUSAL	WPV TYPE	GENETICS
								Routine	SIA's						Cluster
01	PUNJAB	LODHRAN	DUNYAPUR	PB/64/17/008	M	4	28-Jan-17	2	5	Y	Y	Y	N	NSL1	R4B1C2
02	GBALTISTAN	DIAMIR	THORE HUDUR	GB/31/17/002	M	12	13-Feb-17	0	0	Y	Y	Y	N	NSL1	R4B5C4
03	BALUCHISTAN	KABDULAH	CHAMAN	BN/14/17/024	M	18	11-June-17	0	3	Y	Y	Y	N	NSL1	R4B5C3
04	SINDH	KHGIQBAL	G-IQBAL	SD/65/17/018	M	7	11-Aug-17	3	1	Y	N	Y	N	NSL1	R4B5C4
05	KPAKHTUNKHWA	LAKKIMRWT	LAKKIMRWT	KP/62/17/025	F	24	21-Aug-17	3	7+	Y	Y	Y	N	NSL1	R4B1C1
06	SINDH	KHIGADAP	GADAP	SD/63/17/051	M	5	09-Nov-17	0	3	Y	Y	Y	Y	NSL1	R4B5C4
07	BALUCHISTAN	ZHOB	ZHOB	BN/21/17/019	M	24	15-Nov-17	0	0	N	Y	N	Y	NSL1	R4B5C4
08	BALUCHISTAN	KABDULAH	GULISTAN	BN/14/17/045	M	12	13-Nov-17	0	0	Y	Y	Y	Y	NSL1	R4B5C4
2018															
01	BALUCHISTAN	DUKI	DUKI	BN/65/18/003	M	38	08-Mar-18	0	7+	Y	Y	Y	N	NSL1	R4B5C4

Table 3: Urgent/ITD Pending Cases (1/2)

S. #	District	Basic information							OPV doses				Urgent		Prov Diagnosis	Lab update			Remarks	
		Tier	Tehsil	Union council	Epid number	Date of Onset	Age (M)	Sex	Date of 1st stool	Stool Adeq	Ri	SAs	Last 6 SAs	Last dose		Field	NSC	Lab No.		Days Inoc
Isolates pending for ITSD																				
1	DUKKI		DUKKI	VIALLA DUKKI	BN/65/18/005-C3	16	M	08-May-18	-	-	-	-	-	N	-	-	5269	5	L20B+	
2	KABDULAH *	1	KABDULAH	GIRDI PINKI-1	BN/14/18/014-C3	13	M	10-May-18	-	-	-	-	-	N	-	-	5473	9	L20B+	
3	PESHAWAR	1	PESHAWAR	SMT-1	KP/30/18/115-C2	15	F	13-May-18	-	-	-	-	-	N	-	-	5567	7	L20B+	
4	CHARSADA *	2	CHARSADDA	RAJJAR 2	KP/31/18/064	02-May-18	6	M	12-May-18	Y	3	7+	6	N	#	RICKETS	5505		L20B+	
5	DIKHAN *	2	DIKHAN	CITY-2	KP/60/18/036	13-May-18	7	F	17-May-18	Y	0	3	3	12-Mar-18	N	Y	IBU NEURITIS	5773	5	L20B+
6	MALAKAND *	4	DARGAI	SAKAHOT	KP/20/18/024	09-May-18	17	F	11-May-18	Y	3	7+	6	09-May-18	N	N	ANKLE JOINT DISLOCATION	5459	9	L20B+
7	SWABI *	4	#	#	KP/41/18/055	24-Apr-18	52	M	14-May-18	N	#	#		10-Apr-18	N	#	*	5735	7	L20B+
8	KHANEWAL *	4	MIAN CHUNNO	ROUTLA	PB/62/18/049	02-May-18	72	F	14-May-18	Y	0	7+	6	10-Apr-18	N	N	GBS	5613	9	L20B+
9	OKARA *	4	DEPALPUR	UC-52	PB/34/18/053	04-May-18	48	M	12-May-18	Y	3	7+	6	09-Apr-18	N	N	GBS	5524	9	L20B+
10	KHIBALDIA *	1	#	#	SD/61/18/010	09-May-18	12	M	16-May-18	Y	#	#		16-Mar-18	N	#	*	5683	7	L20B+
11	DADU *	2	MEHAR	KHAN JO-GOTH	SD/24/18/028	18-Apr-18	49	M	10-May-18	N	0	7	6	13-Apr-18	N	N	GBS?	5499	9	L20B+
12	GHOTKI *	2	DHARAKI	DHARAKI	SD/42/18/037	15-Apr-18	21	M	11-May-18	N	3	7+	6	11-Apr-18	N	N	PCM-III	5515	9	L20B+
13	JACOBABAD *	2	THULL	THUL NOE	SD/53/18/029-C1		M	15-May-18	-	-	-	-	-	N	-	-	5698	7	L20B+	
14	LARKANA *	3	LARKANA	KOTHI	SD/51/18/035	11-May-18	12	M	14-May-18	Y	3	7+	6	08-May-18	N	N	INJECTION NEURITIS	5709	7	L20B+
15	LARKANA *	3	LARKANA	LARKANA-10	SD/51/18/036	08-May-18	19	F	17-May-18	Y	3	7+	6	07-May-18	N	N	UNNOTICED TRAUMA	5761	7	L20B+
16	BADIN	4	BADIN	KADHAN	SD/23/18/035	07-May-18	48	F	13-May-18	Y	3	7+	6	08-May-18	N	N	RT SIDE HEMIPLEGIA	5653	5	L20B+
17	JAMSHORO *	4	KOTRI	SON WALHAR-1	SD/25/18/038-C1		24	F	18-May-18	-	#	#		09-May-18	N	-	-	5797	5	L20B+
18	KASHMORE *	4	KASHMORE	COLONY	SD/54/18/021	02-May-18	4	M	10-May-18	Y	2	6	4	14-Apr-18	N	Y	TRAUMATIC NEURITIS	5518	9	L20B+
19	SHIKARPUR *	4	SHIKARPUR	HAMAYON	SD/52/18/026	04-May-18	36	M	11-May-18	Y	0	7	6	09-Apr-18	N	N	INJECTION NEURITIS?	5462	9	L20B+

* New addition § New results #Data not available † NSC Criteria = Fever, Rapid Progress, Age < 48 months and OPV Doses < 7 UP = Under process
 Urgent (Field/NSC) / Inadequate specimens / Age 12-35 months / Zero OPV dose ‡ Pending for genomic sequencing

As on 28-05-2018

Table 3: Urgent/ITD Pending Cases (2/2)

S. #	District	Tier	Tehsil	Basic information							OPV doses				Urgent		Prov Diagnosis	Lab update			Remarks
				Union council	Epid number	Date of Onset	Age (M)	Sex	Date of 1st stool	Stool Adeq	RI	SIA's	Last 6 SIA's	Last dose	Field	NSC		Lab No.	Days Inoc	Culture update	
20	UMERKOT *	4	PITHORO	SHADI PALI	SD/34/18/028-C2		24	M	13-May-18	-	-	-	07-May-18	N	-	-	5555	9	L20B+		
Reported urgent (by field / NSC criteria)																					
21	DUKKI		DUKKI	VIALLA DUKKI	BN/65/18/005	15-Apr-18	18	F	06-May-18	N	0	7	6	25-Apr-18	Y	Y	POLIOMYELITIS / GBS	5111	20	UP	Index of C-3
22	KABDULAH	1	KABDULAH	GIRDI PINKI-1	BN/14/18/014	07-May-18	38	F	10-May-18	Y	0	7	6	12-Apr-18	N	N	RIGHT HEMIPLEGIA	5469	13	UP	Index of C-3
23	PESHAWAR	1	PESHAWAR	SMT-1	KP/30/18/115	16-Apr-18	66	F	13-May-18	N	3	7	0		N	N	INI NEURITIS	5531	14	UP	Index of C-2
24	JACOBABAD *	2	THULL	THUL NOE	SD/53/18/029	24-Apr-18		M	02-May-18	Y	UK	8	0		N	N	GBS?	5201	18	UP	Index of C-1
25	JAMSHORO *	4	KOTRI	SON WALHAR-1	SD/25/18/038	10-Apr-18	30	M	15-May-18	N	0	7	6	04-Mar-18	N	N	MALNUTRITION			UP	Index of C-1
26	UMERKOT *	4	PITHORO	SHADI PALI	SD/34/18/028	18-Apr-18	36	M	11-May-18	N	3	7+	6	02-Apr-18	N	N	GBS/PARAPARESIS	5554	12	UP	Index of C-2

* New addition § New results #Data not available ¥ NSC Criteria = Fever, Rapid Progress, Age < 48 months and OPV Doses < 7 UP = Under process
Urgent (Field/NSC) / Inadequate specimens / Age 12-35 months / Zero OPV dose UPending for genomic sequencing

Point in time comparison of Polio Cases by Province/Region 2017 - 2018*

Region/ Province	No. of polio cases		No. of infected districts/towns		Most recent polio case
	2017	2018	2017	2018	
Khyber Pakhtunkhwa	0	0	0	0	21-Aug-17
Sindh	0	0	0	0	09-Nov-17
Balochistan	0	1	0	1	08-Mar-18
G-Baltistan	1	0	1	0	13-Feb-17
Punjab	1	0	1	0	28-Jan-17
FATA / FR Areas	0	0	0	0	27-Jul -16
Pakistan	2	1	2	1	08-Mar-18

Seventeen additional district / town declared infected based on environmental samples in 2018

* Afp.rec Data as of 28-05-2018

Table 2: LAB Update 2018*

Month of Onset	AFP Cases	No virus isolated	Cases Under Process		Isolated Viruses from stools						
			Culture	ITD	Vaccine viruses		NPEV		Wild	Results within 14 days	
	n	n	n	n	n	%	n	%	n	n	%
January	1011	836	0	0	76	8	99	10%	0	1011	100%
February	895	715	0	0	73	8	107	12%	0	895	100%
March	967	761	7	0	29	3	169	17%	1	959	99%
April	952	677	48	8	27	3	200	21%	0	904	95%
May	278	62	190	12	3	1	23	8%	0	88	32%
Total	4103	3051	245	20	208	5	598	15%	1	3857	94%

*Data as of 28-05-2018

Comparison of Environmental Sampling Results, 2016-17*

DISTRICT	2017					2018					Last
	TOTAL	WILD			TOTAL	WILD					
	n	GRAB	BMFS	TOTAL		n	GRAB	BMFS	TOTAL		
		n	n	n	%		n	n	n	%	
LAHORE	25			0	0%	21			0	0%	18-Dec-17
MULTAN	14	1		1	7%	13			0	0%	9-Jan-17
DGKHAN	15			0	0%	10		1	1	10%	12-Feb-18
RAWALPINDI	11	3	1	4	36%	11	2	1	3	27%	10-May-18
FAISALABAD	10			0	0%	9			0	0%	2-Jul-16
SARGODHA	5			0	0%	4			0	0%	
BAHAWALPUR	4			0	0%	4			0	0%	
RAJANPUR						4			0	0%	
CDA	5	4		4	80%	5	1		1	20%	10-Jan-18
KHIGIQBAL	11	2	1	3	27%	8			0	0%	10-Oct-17
KHIGADAP	15	6		6	40%	14	5		5	36%	10-May-18
KHIBALDIA	5			0	0%	5			0	0%	3-Nov-17
KHILANDHI	5	3		3	60%	4	2		2	50%	20-Apr-18
KHIKORANGI	5			0	0%	3			0	0%	16-Oct-17
KHISITE	5			0	0%	5	1		1	20%	1-Jan-18
KHISADDAR						4			0	0%	
KHILIAQAT						4	1		1	25%	7-Mar-18
SUKKUR	11	1		1	9%	9		1	1	11%	8-Feb-18
HYDERABAD	5			0	0%	4	1		1	25%	9-Feb-18
JACOBABAD	5			0	0%	7	1	1	2	29%	7-Mar-18
SANGHAR	5			0	0%	1			0	0%	
DADU	5			0	0%	5			0	0%	
KAMBAR	5			0	0%	5	2		2	40%	7-May-18
PESHAWAR	12	3	1	4	33%	10	4	1	5	50%	10-May-18
DIKHAN	10			0	0%	8			0	0%	16-Jul-16
BANNU	3			0	0%	5		1	1	20%	31-Mar-18
KOHAT	5			0	0%	5	2		2	40%	27-Mar-18
CHARSADA	5			0	0%	4			0	0%	
MARDAN	5			0	0%	4			0	0%	
NOWSHERA	5			0	0%	4			0	0%	
KABDULAH	10	8		8	80%	9	1		1	11%	1-Jan-18
QUETTA	20	7	1	8	40%	17	3		3	18%	28-Apr-18
PISHIN	5	4		4	80%	5			0	0%	2-Oct-17
KHUZDAR	5			0	0%	4			0	0%	
LORALAI	5			0	0%	3	1		1	33%	17-Mar-18
ZHOB	5			0	0%	4			0	0%	18-Dec-17
WAZIR-S						1					
BAJOUR						1					
PAKISTAN	266	42	4	46	17%	243	27	6	33	14%	10-May-18

New Positive Samples

* Data as of May 28, 2018

WPV and cVDPV Cases by District in 2017

PROVINCE	DISTRICT	WPV Cases		cVDPV Cases	
		Onset of Last Case	Cases	Onset of Last Case	Cases
KPAKHTUNKHWA	LAKKIMRWT	21-Aug	1		
Total		21-Aug	01		
SINDH	KHIGADAP	09-Nov	1		
	KHIGIQBAL	11-Aug	1		
Total		09-Nov	02		
BALOCHISTAN	ZHOB	15-Nov	1		
	KABDULAH	13-Nov	2		
Total		15-Nov	03		
G-Baltistan	DIAMIR	13-Feb	1		
Total		13-Feb	01		
PUNJAB	LODHRAN	28-Jan	1		
Total		28-Jan	01		
PAKISTAN		15-Nov	08		

2018

One new Polio cases was reported from District Duki with following characteristics.

Age: 38 months

Onset: 8th March, 2018

OPV doses: Routine=0 and SIAs = 7+

Map 2.1: Point in Time Comparison of Wild Polio virus Compatible and cVDPV2 isolates

Infected districts/Towns/Agencies/Areas

On the basis of WPV isolation

- WPV cases = 02
- Sewage water = 11 (no WPV case)
- Total = 13

2017

Source

AFP Surveillance

- P1 = 02
- Compatible = 0
- cVDPV Cases = -
- cVDPV Env = -

Sewage water

- Grab = 42
- BMFS = 04

Infected districts/Towns/Agencies/Areas

On the basis of WPV isolation

- WPV cases = 01
- Sewage water = 17 (no WPV case)
- Total = 18

2018

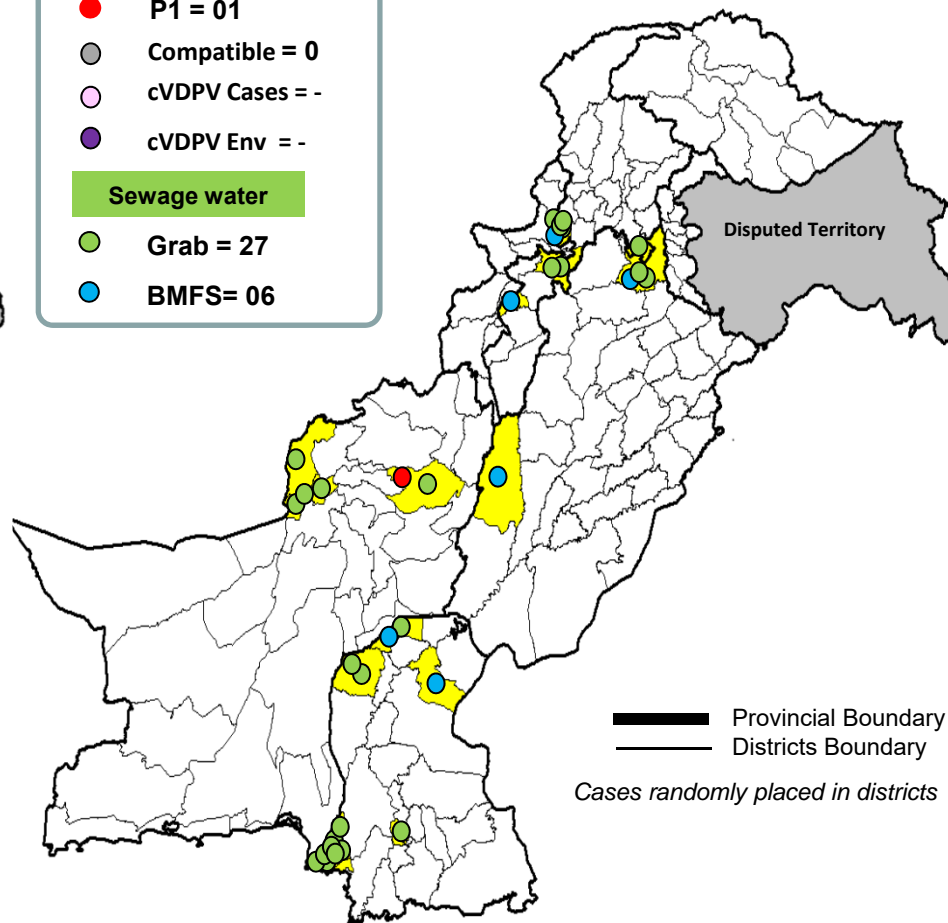
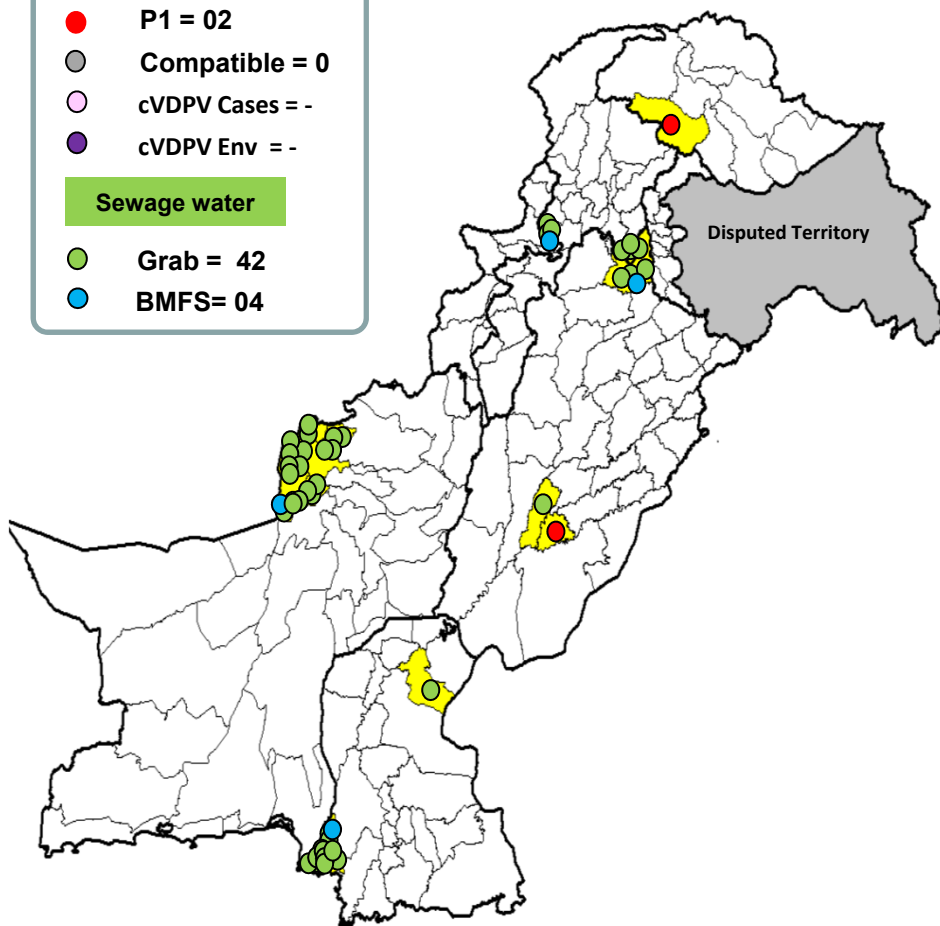
Source

AFP Surveillance

- P1 = 01
- Compatible = 0
- cVDPV Cases = -
- cVDPV Env = -

Sewage water

- Grab = 27
- BMFS = 06



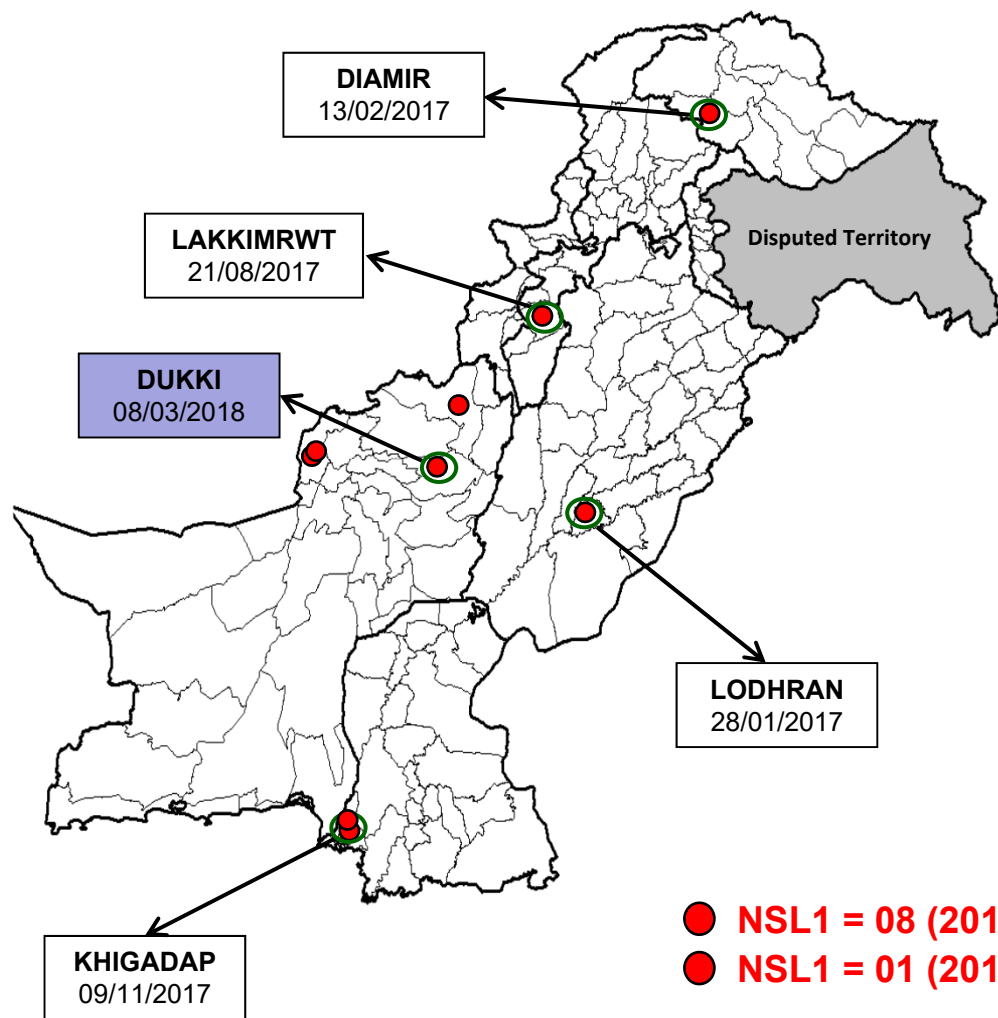
— Provincial Boundary
 — Districts Boundary

Cases randomly placed in districts

* Afp.rec Data as of 28-05-2018

Map1: Distribution of Wild Polio Cases Pakistan 2017-2018*

2017: Districts/Towns with Wild Polio Cases = 07



Province/ Country	Date of Last Case		Number of cases 2017		Number of cases 2018	
	P1	P3	P1	P3	P1	P3
FATA	Jul, 2016	Apr, 2012	-	-	-	-
KHYBER-PAKHTUNKHWA	Aug, 2017	Oct, 2010	01	-	-	-
SINDH	Nov, 2017	Jan, 2010	02	-	-	-
BALUCHISTAN	Mar, 2018	Apr, 2010	03	-	01	-
PUNJAB	Jan, 2017	Jun, 2010	01	-	-	-
AJK	Jun, 2000	Jun, 2000	-	-	-	-
GILGIT-BALTISTAN	Feb, 2017	-	01	-	-	-
ISLAMABAD	Sep, 2008	Sep, 2008	-	-	-	-
PAKISTAN	Mar, 2018	Apr, 2012	08	-	01	-

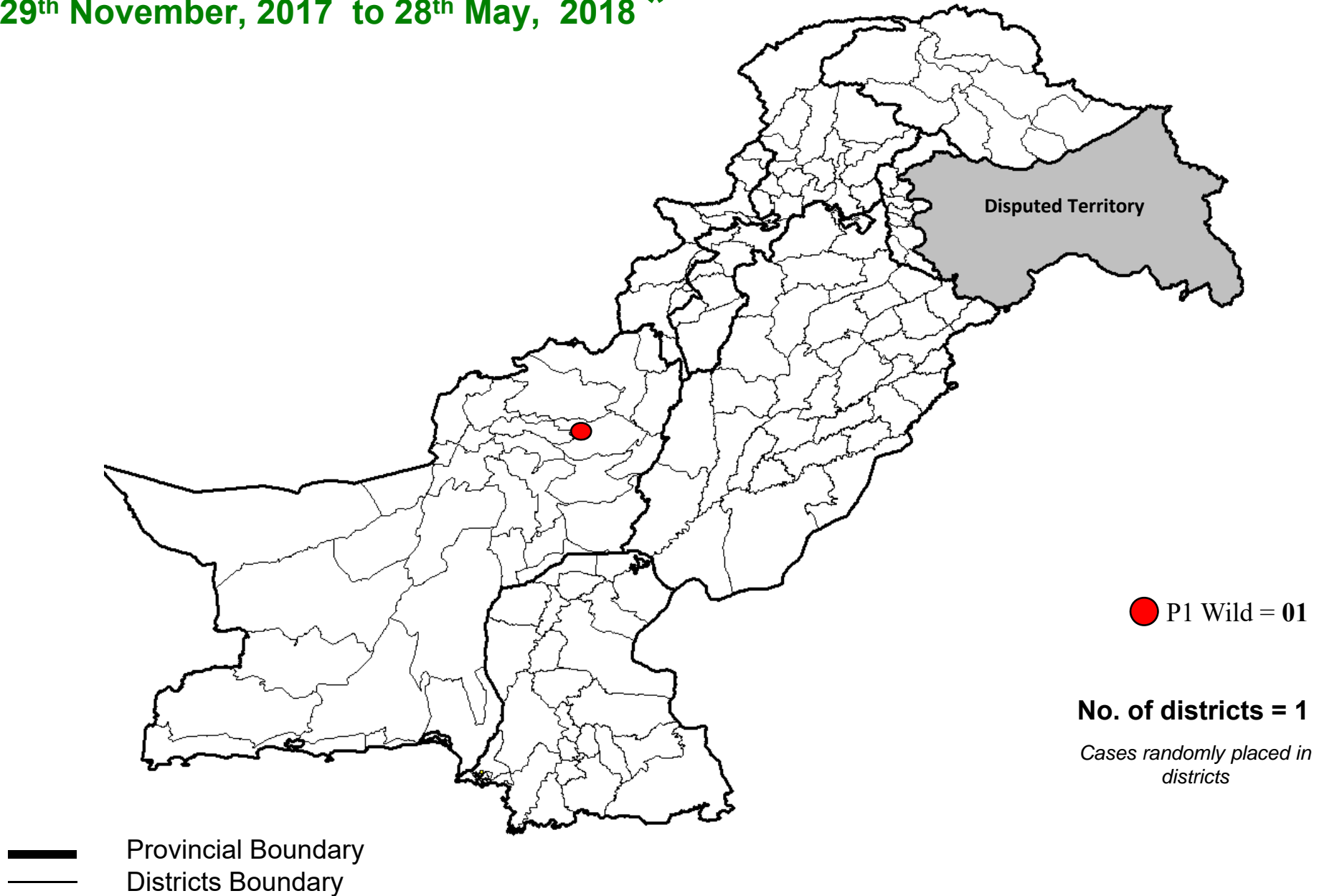
○ District with last polio case in province
 — Provincial Boundary
 — Districts Boundary

Cases randomly placed in districts

* Afp.rec Data as of 28-05-2018

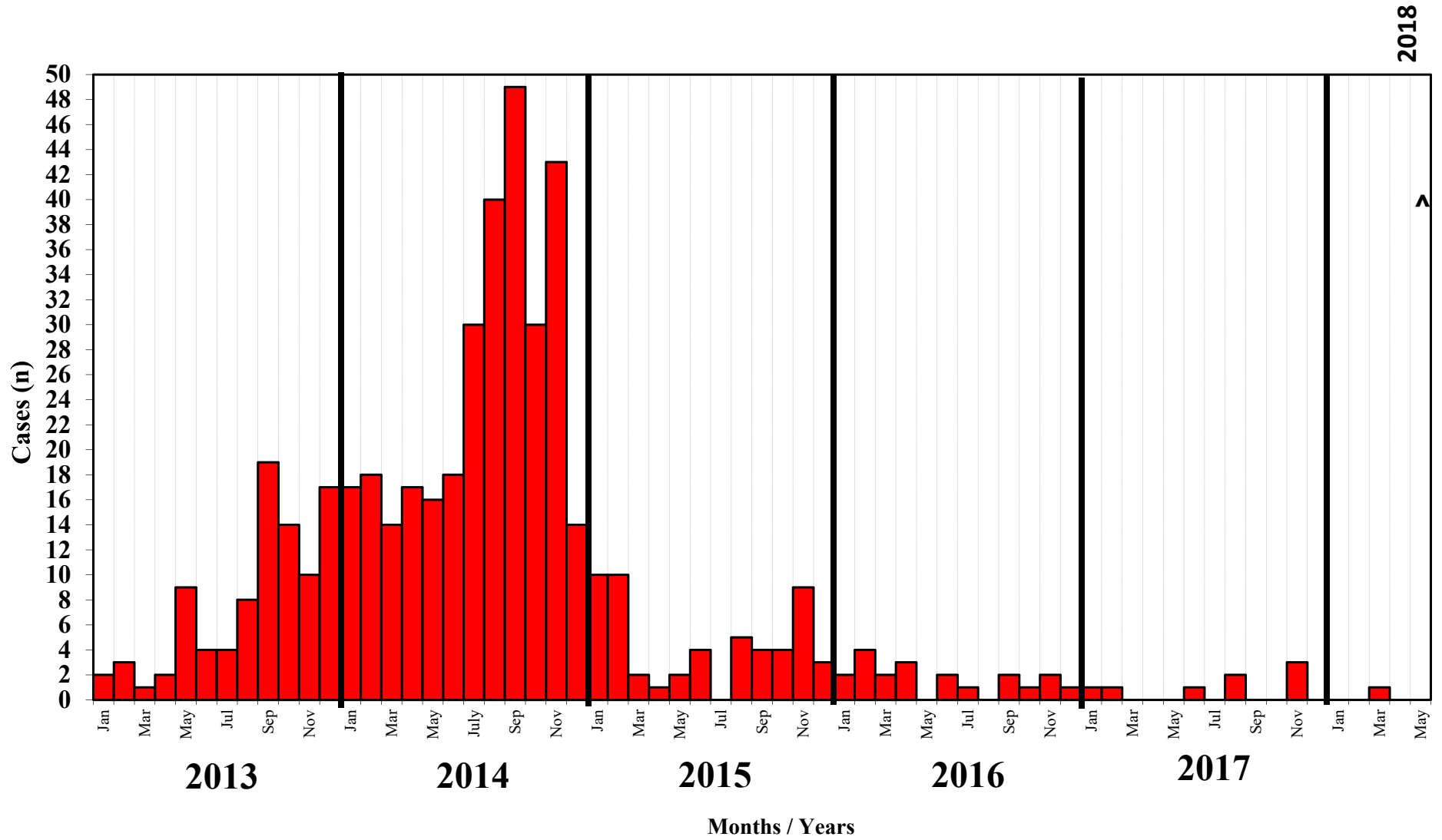
Map 3: Wild Polio cases in the last 6 months

29th November, 2017 to 28th May, 2018 *



* Afp.rec Data as of 28-05-2018

Confirmed Polio Cases 2013-2018*

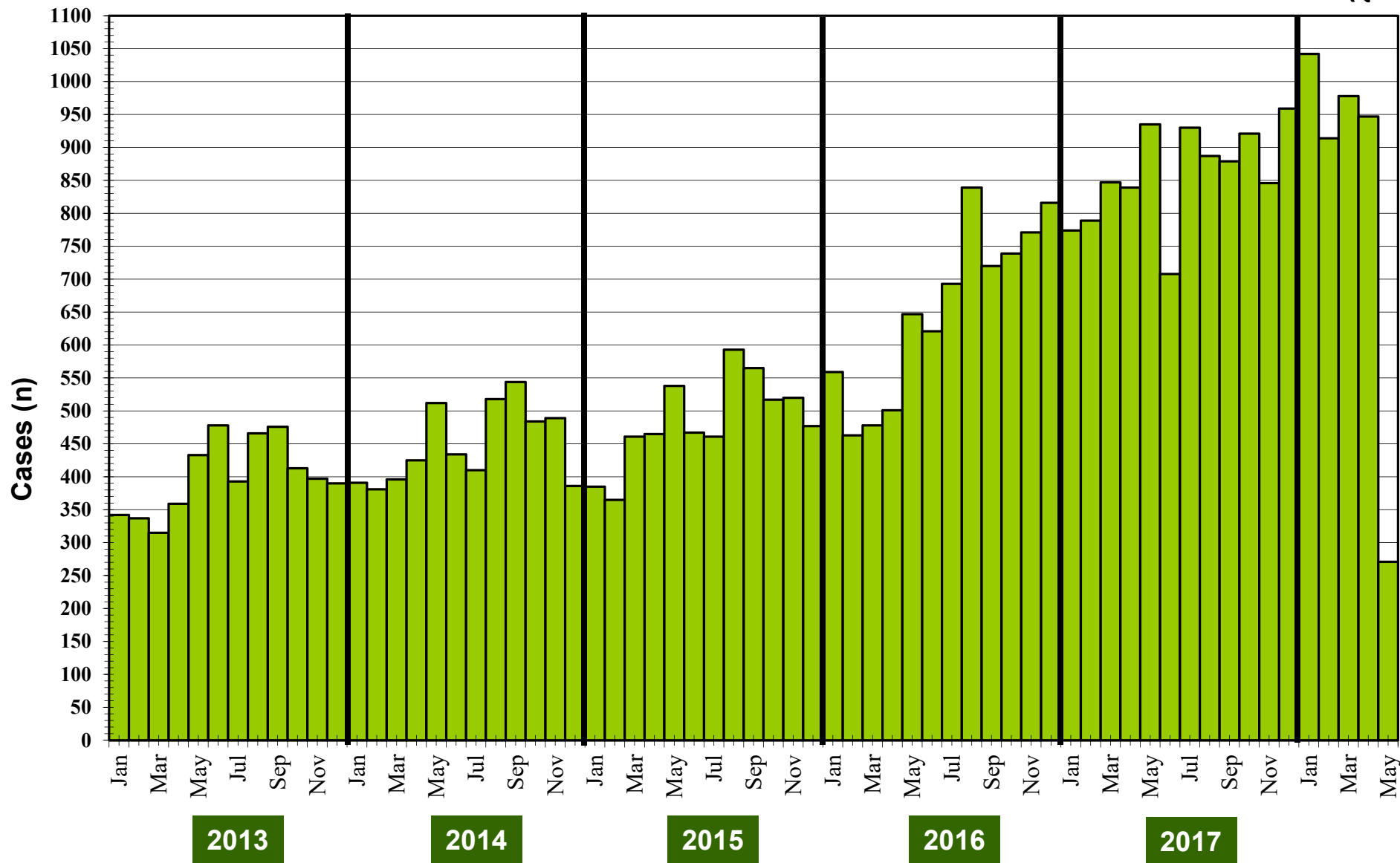


* Afp.rec Data as of 28-05-2018

■ NSL1

^ Data incomplete

Graph 1: Distribution of AFP Cases by Month, Pakistan 2013-2018*



* Afp.rec Data as of 28-05-2018

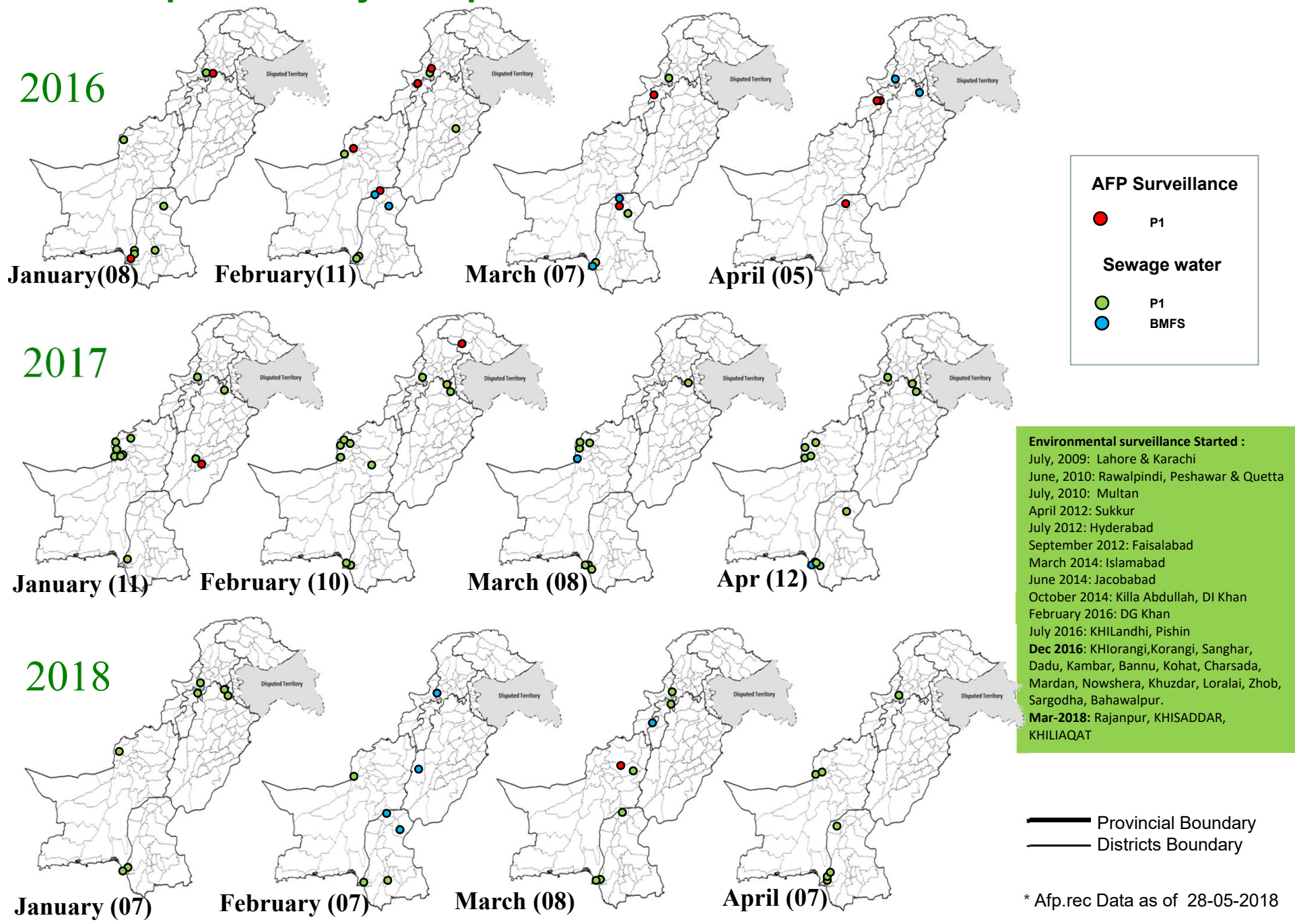
**Table 4: Distribution of AFP Cases By Week of Onset [^]
Pakistan- 2017-2018* [Week number / Ending on]**

PROVINCE	W 06 10 Feb2 018	W 07 17 Feb2 018	W 08 24 Feb 2018	W 09 03 Mar 2018	W 10 10 Mar 2018	W 11 17 Mar 2018	W 12 24 Mar 2018	W 13 31 Mar 2018	W 14 7 Apr 2018	W 15 14 Apr 2018	W 16 21 Apr 2018	W 17 28 Apr 2018	W 18 05 May 2018	W 19 12 May 2018	W 20 19 May 2018
PUNJAB	101	94	97	95	88	99	85	96	105	100	107	90	102	29	1
SINDH	61	54	42	33	37	54	51	45	49	52	36	34	31	11	0
FATA	8	5	7	4	17	15	7	14	20	19	12	8	19	7	0
BALUCHISTAN	12	10	13	8	12	12	7	15	13	16	10	14	8	2	0
AJK	8	6	10	9	4	5	1	5	11	1	6	2	5	2	0
GILGIT BILTISTAN	2	4	4	2	2	2	5	4	2	6	1	2	2	0	0
ISLAMABAD	3	3	3	5	5	2	5	2	1	0	1	2	2	2	0
KPAKHTUNKHWA	44	42	40	53	46	42	48	44	58	52	25	36	43	22	0
PAKISTAN	239	218	216	209	211	231	209	225	259	246	198	188	212	75	1

* Afp.rec & Afplab.rec: Data as of 28-05-2018

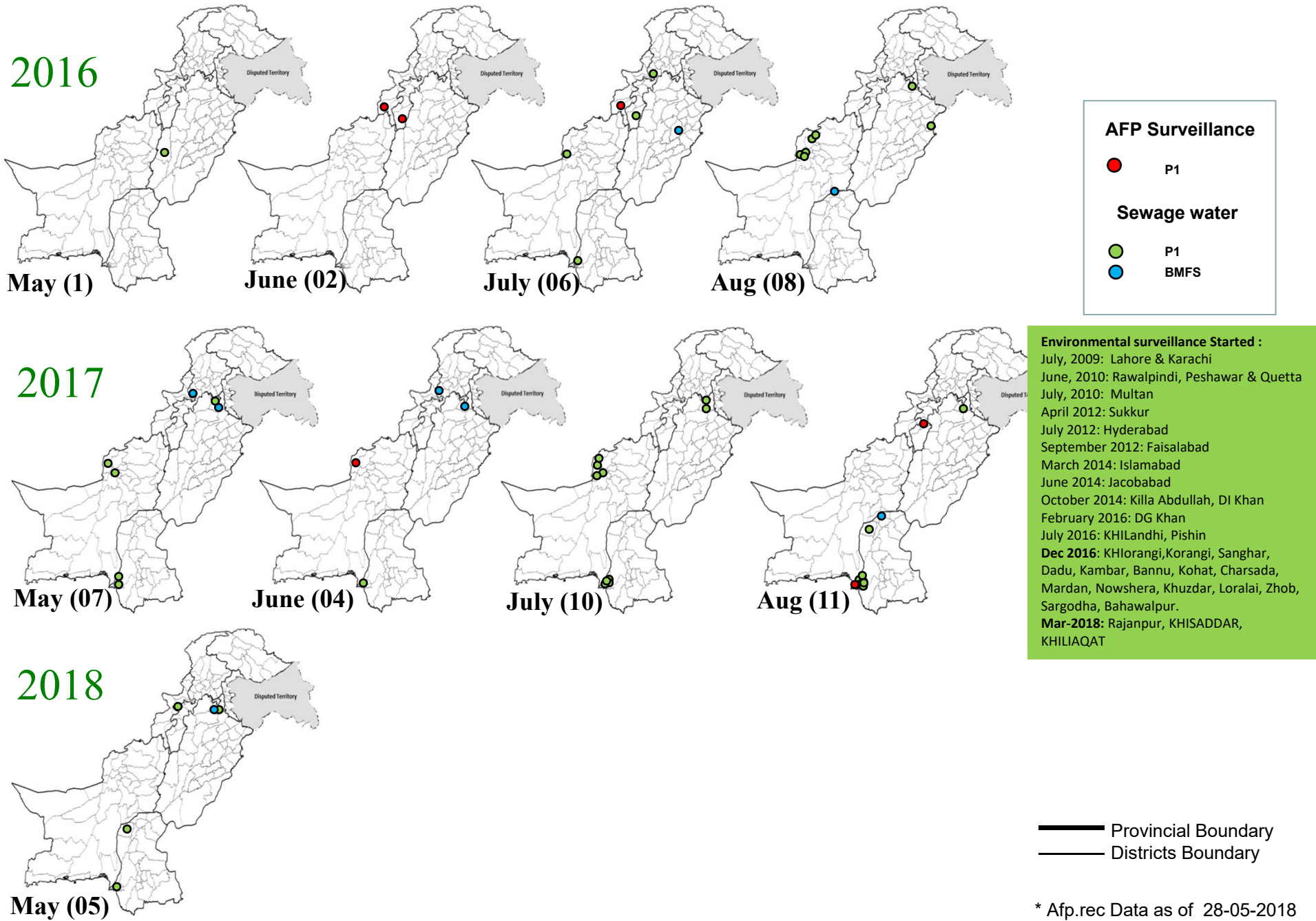
[^] MMWR Epidemiological Weeks

Map 4: Monthly Comparison of Polio Cases/Isolates 2016-2018*



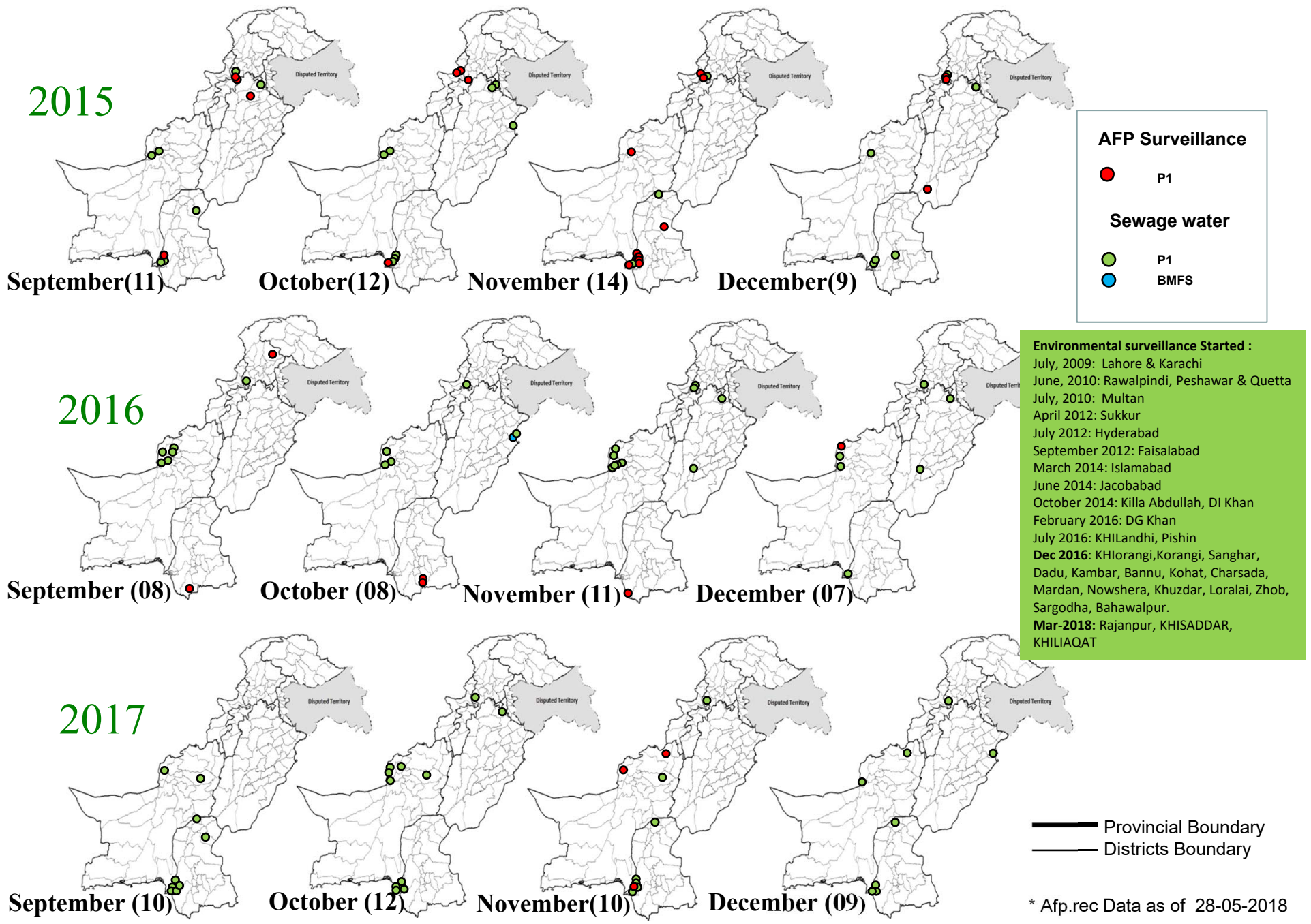
* Afp.rec Data as of 28-05-2018

Map 4.1: Monthly Comparison of Polio Cases/Isolates 2016-2018*



* Afp.rec Data as of 28-05-2018

Map 4.2: Monthly Comparison of Polio Cases/Isolates 2015-2017*



* Afp.rec Data as of 28-05-2018

Table 5: Polio Eradication Update, Pakistan 2015-2018*

Province/Region	Polio 1			
	2015	2016	2017	2018
FATA	16	02	-	-
KP	17	08	01	-
SINDH	12	08	02	-
PUNJAB	02	-	01	-
BALUCHISTAN	07	02	03	01
AJK	-	-	-	-
Gilgit-Baltistan	-	-	01	-
ISLAMABAD	-	-	-	-
PAKISTAN	54	20	08	01

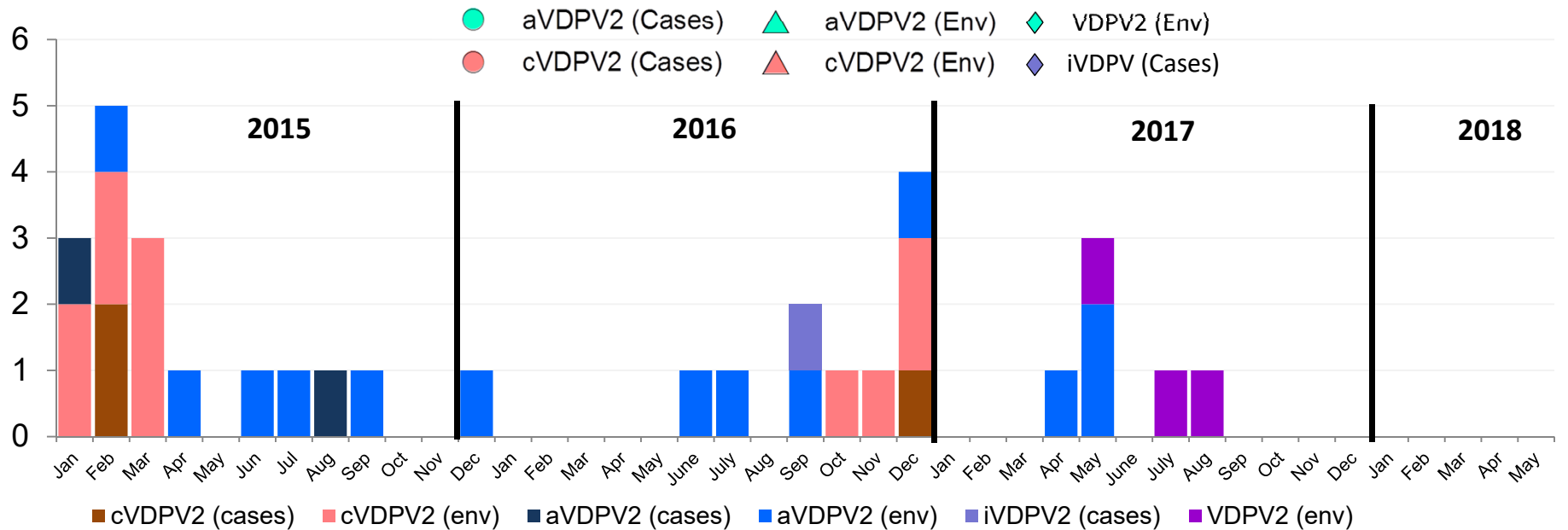
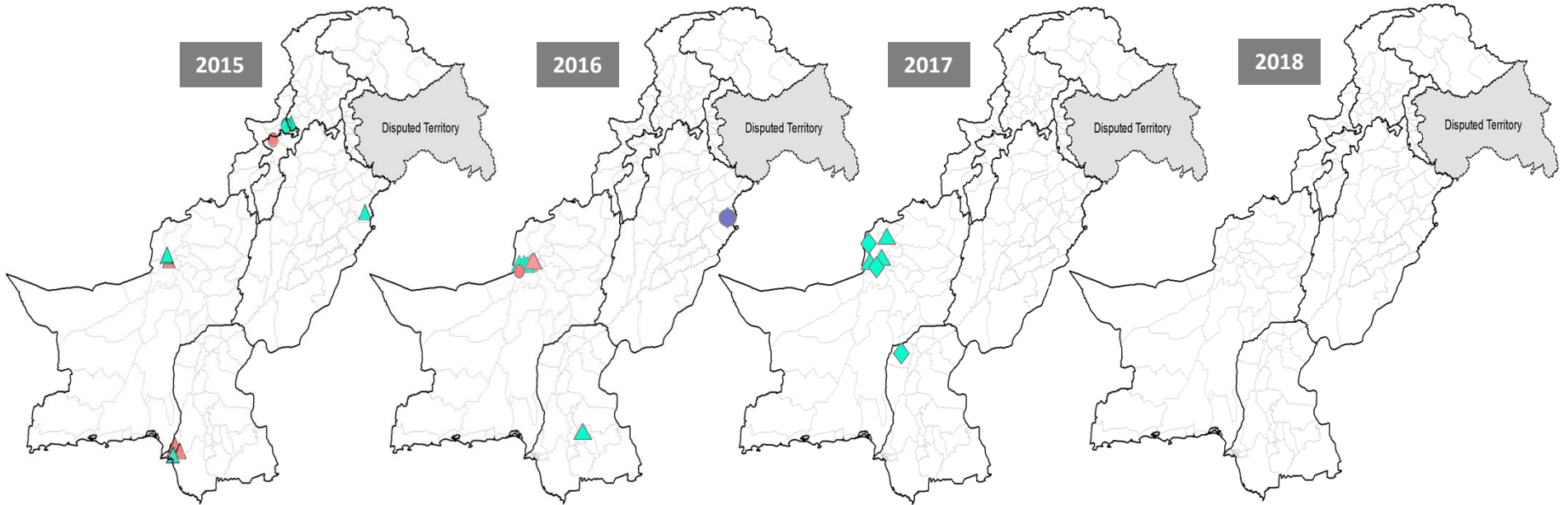


* Afp.rec Data as of 28-05-2018

VDPV2 isolates, 2014 to 2018*

DISTRICT	2014				2015				2016					2017					2018			
	aVDPV-2		cVDPV-2		aVDPV-2		cVDPV-2		aVDPV-2		iVDPV-2		cVDPV-2		VDPV2		aVDPV-2		cVDPV-2			
	Cases	Env	Cases	Env	Cases	Env	Cases	Env	Cases	Env	Cases	Env	Cases	Env	Env	Cases	Env	Cases	Env			
JAFARABAD																						
MASTUNG																						
PISHIN														1								
QUETTA					2		1			3			1	4		2				1		
KABDULAH																				1		
BALOCHISTAN					2		1			3			1	4		3				2		
FR BANNU				8																		
KHYBER	1		2		1		1															
MOHMAND																						
WAZIR-N	2		7																			
WAZIR-S	1																					
FATA	4		17		1		1															
BANNU			1																			
HANGU							1															
LAKKIMRWT			1																			
PESHAWAR			1				1															
KPAKHTUNKHWA			3		1		1															
LAHORE	1						1					1										
PUNJAB	1				1					1												
KAMBAR																				1		
KHIGADAP		2	1	7																6		
KHIGIQBAL		1					2															
KHIGULBERG							1															
HYDERABAD												1										
SINDH	3	1	7		1	2	6			1										1		
PAKISTAN	5	3	21	7	2	6	2	7		4	1		1	4		3				3		

VDPV isolates (Cases + ES), 2015 – 2018*



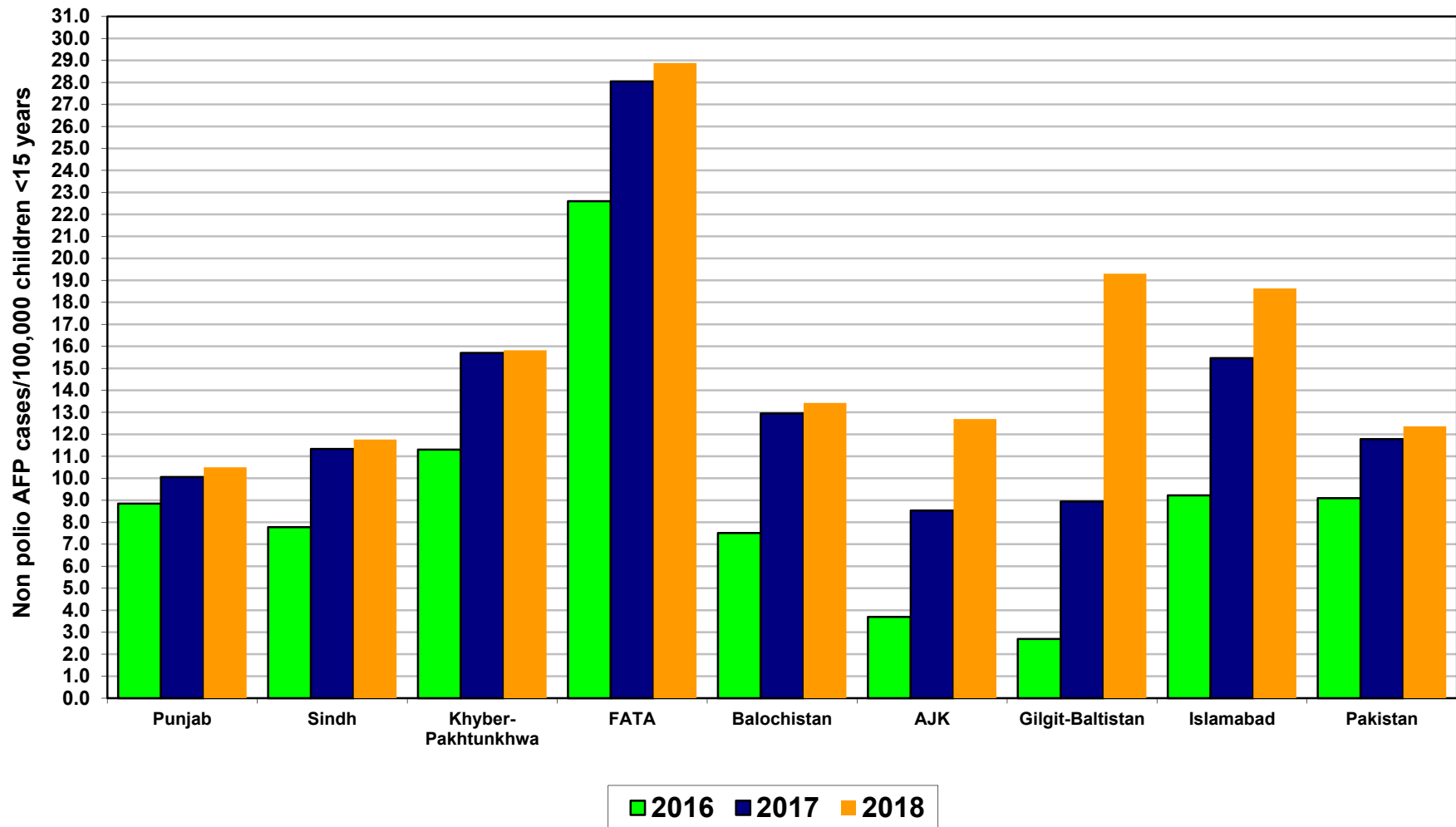
* Afp.rec Data as of 28-05-2018

Table 6: Vaccination status of non polio AFP cases age 6-59 months 2016-2018*

REGION	0 dose			1-2 doses			3 doses			4-6 doses			7+ doses		
	16	17	18	16	17	18	16	17	18	16	17	18	16	17	18
Central Punjab	0%	0%	0%	0%	0%	0%	1%	1%	2%	3%	3%	1%	97%	96%	97%
North Punjab	0%	0%	0%	0%	0%	1%	0%	1%	1%	2%	2%	1%	98%	97%	97%
South Punjab	0%	0%	0%	0%	0%	0%	0%	0%	0%	2%	2%	1%	98%	98%	98%
PUNJAB	0%	0%	0%	0%	0%	0%	0%	1%	1%	2%	2%	1%	97%	97%	98%
Karachi	0%	1%	0%	1%	1%	1%	1%	1%	2%	5%	7%	4%	93%	91%	93%
North Sindh	0%	0%	0%	0%	0%	0%	0%	0%	0%	5%	3%	2%	94%	97%	98%
South Sindh	0%	0%	1%	1%	0%	0%	1%	1%	1%	6%	4%	1%	92%	95%	98%
SINDH	0%	0%	0%	1%	0%	0%	1%	0%	1%	5%	4%	2%	93%	95%	97%
Central Khyber Pakhtunkhwa	0%	0%	0%	0%	1%	0%	0%	0%	0%	1%	1%	2%	99%	98%	98%
North Khyber Pakhtunkhwa	1%	0%	0%	1%	1%	0%	0%	1%	1%	2%	3%	1%	96%	94%	98%
South Khyber Pakhtunkhwa	0%	0%	1%	1%	2%	0%	1%	2%	0%	1%	4%	2%	96%	92%	97%
Khyber Pakhtunkhwa	0%	0%	0%	1%	1%	0%	0%	1%	0%	1%	3%	2%	97%	95%	98%
FATA	0%	0%	0%	2%	0%	1%	1%	1%	1%	10%	8%	4%	88%	91%	95%
Rest of Balochistan	7%	3%	0%	7%	9%	4%	2%	4%	0%	23%	13%	16%	62%	71%	80%
North Balochistan	0%	4%	0%	3%	6%	4%	3%	2%	0%	10%	10%	8%	83%	78%	88%
Quetta Block	1%	0%	2%	1%	1%	0%	4%	0%	0%	10%	7%	0%	83%	92%	98%
BALUCHISTAN	2%	2%	1%	3%	4%	2%	3%	3%	0%	13%	10%	8%	80%	82%	89%
PAKISTAN	0%	0%	0%	1%	1%	0%	1%	1%	1%	4%	4%	2%	95%	95%	96%

* Afp.rec Data as of 28-05-2018

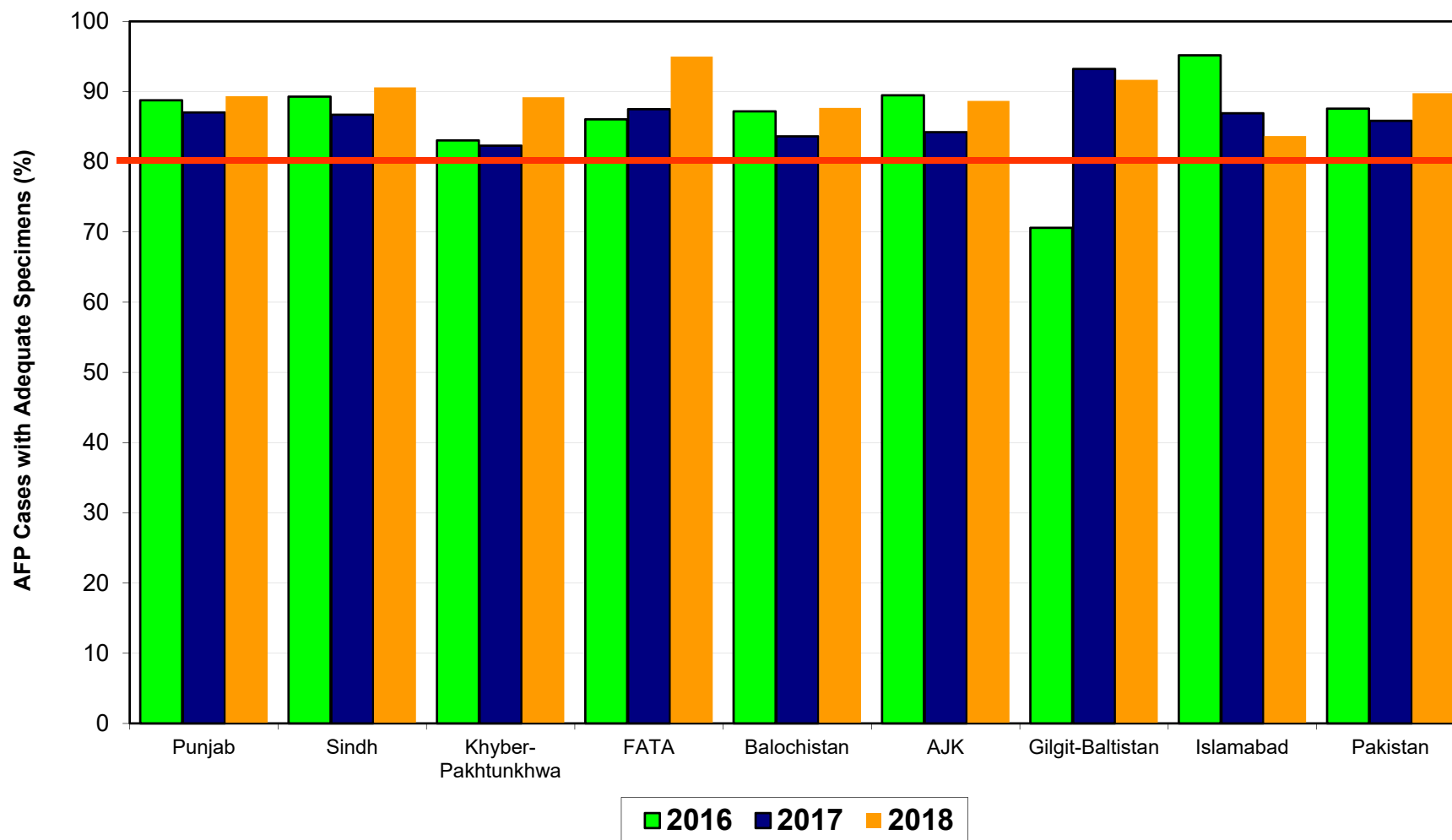
Non Polio AFP Rate By Province/Regions, 2016-2018*



Minimum Target Non-Polio AFP Rate for Tier-1 and Tier-2 districts is 6/100000 < 15 years of the age
 Minimum Target Non-Polio AFP Rate for Tier-3 and Tier-4 districts is 3/100000 < 15 years of the age

* Afp.rec Data as of 28-05-2018

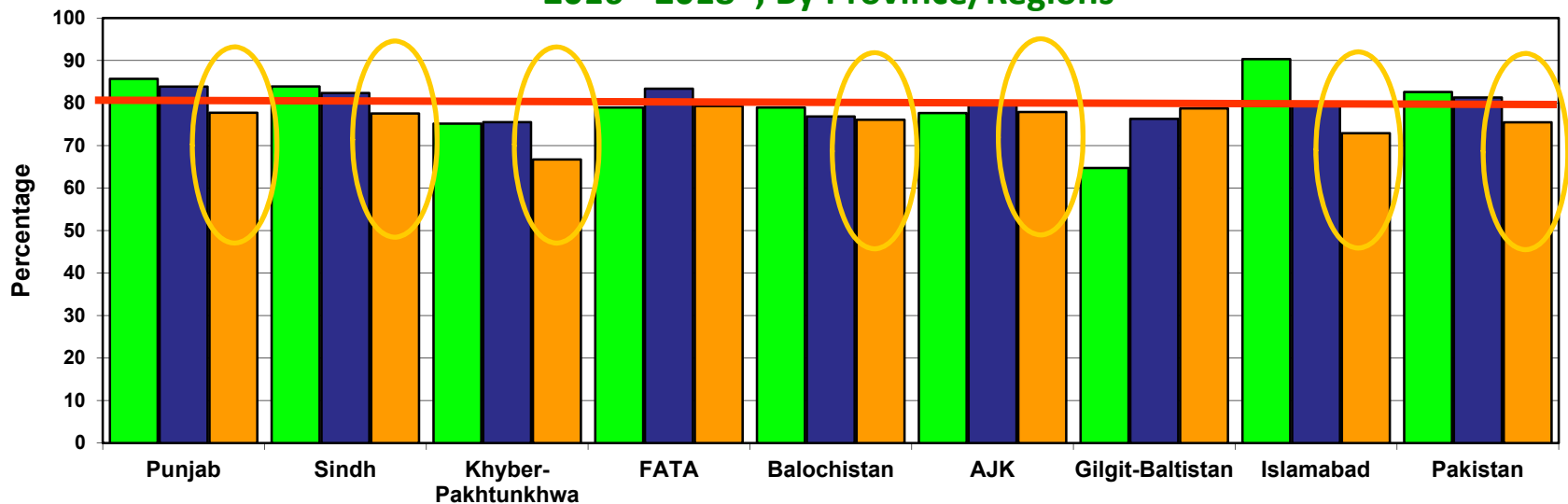
Percent AFP Cases with Adequate Specimens By Province/Regions, 2016-2018*



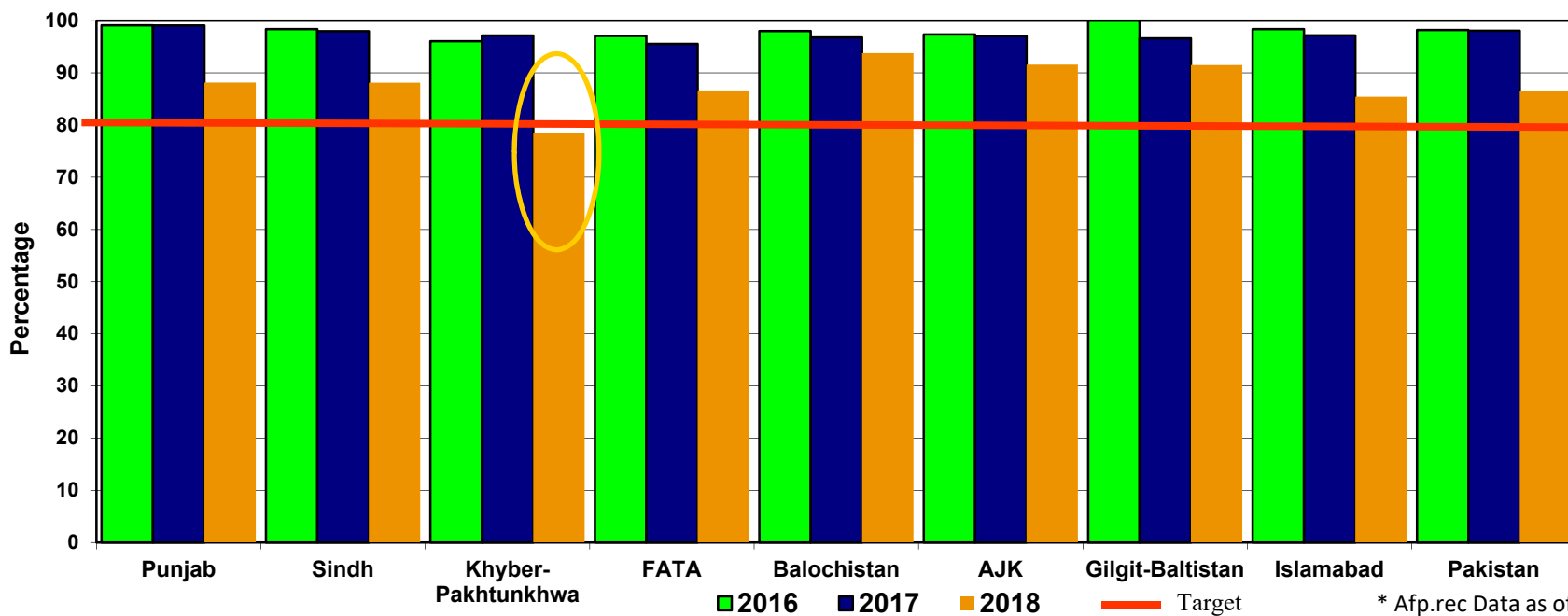
* Afp.rec Data as of 28-05-2018

— Target Adequate Sample cases = 80%

**Graph 5: Percent AFP Cases Notified within 07 days of paralysis onset
2016 - 2018*; By Province/Regions**

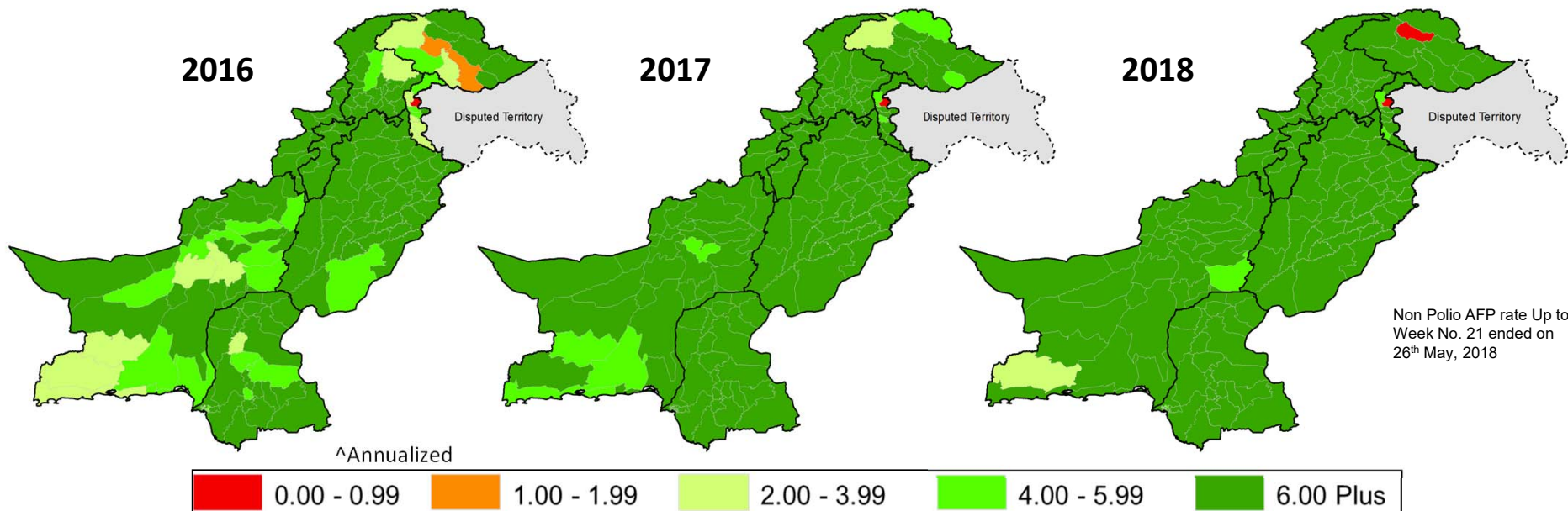


**Graph 6: Percent AFP Cases Investigated within 48 hours of notification
2016 ~ 2018*; By Province/Regions**

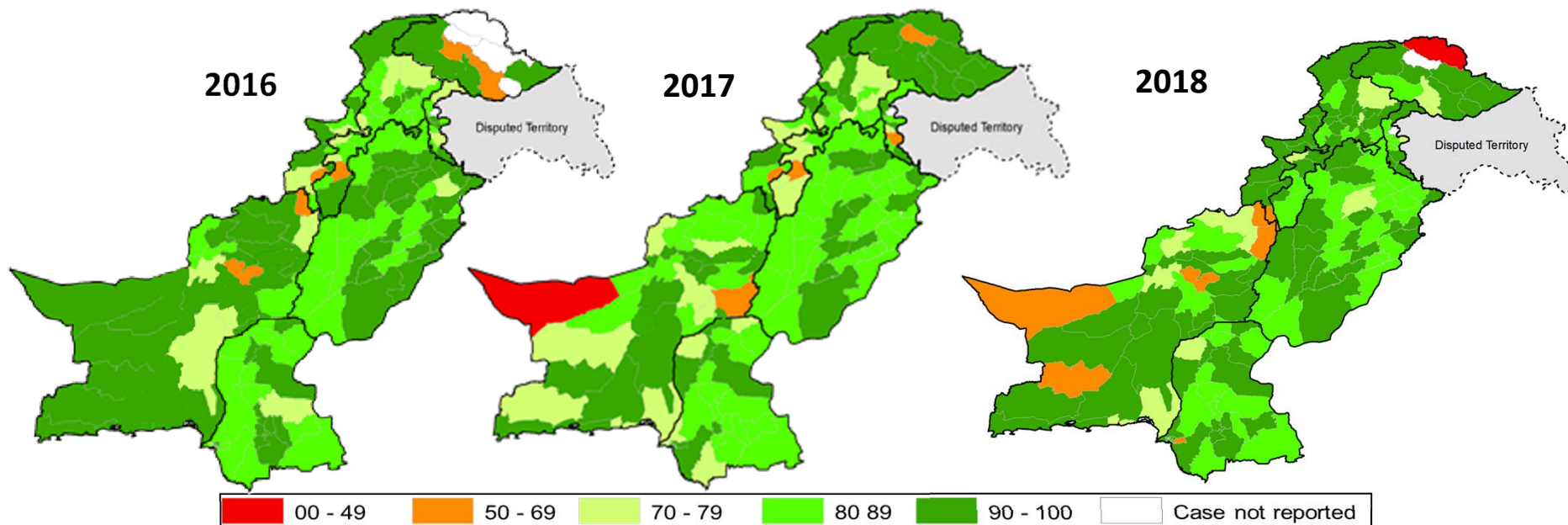


* Afp.rec Data as of 28-05-2018

Non-Polio ^ AFP Rate by District



Percent AFP Cases with Adequate Specimens, by District



**Table 7.3: AFP CASES PENDING FOR CLASSIFICATION
WITH DATE OF ONSET MORE THAN 90 DAYS* 2017**

S. No	DISTRICT	TEHSIL	EPID	SEX	AGE	DONSET	DOSE€	DSTOOL1	DSTOOL2	LAB	FEVER	ASYM	PROG	FUP	PEND (DAYS)
1	DGKHAN	DG KHAN	PB/81/17/229	M	18	17-12-17	7+	LATE NOTIFIED			Y	Y	Y	Y	162
2	GUJRAT	GUJRAT	PB/23/17/128	M	18	09-12-17	7+				UK	N	Y	Y	170
3	KOHAT	KOHAT	KP/50/17/054	M	72	28-10-17	3				Y	N	N	Y	212
4	PESHAWAR	PESHAWAR	KP/30/17/284	F	5	10-10-17	6				N	Y	N	Y	230
5	NEELUM	SHARDA	AJ/80/17/004	F	18	05-09-17	5	30-10-17	31-10-17	NVI	N	N	Y	Y	265
6	ICT	ICT	IB/02/17/065	M	46	04-11-17	7+	29-12-17	30-12-17	VACC	Y	N	Y	Y	205

* Afp.rec Data as of 28-05-2018

€ Based on recall of parents

60 days Follow-up not done

FUP = Residual Weakness at 60 days follow up.

**Table 7.4: AFP CASES PENDING FOR CLASSIFICATION
WITH DATE OF ONSET MORE THAN 90 DAYS* 2018 Page (1/3)**

S. No	DISTRICT	TEHSIL	EPID	SEX	AGE	DONSET	DOSE€	DSTOOL1	DSTOOL2	LAB	FEVER	ASVM	PROG	FUP	PEND (DAYS)
1	BUNER	BUNER	KP/22/18/012	M	36	07-02-18	7+	06-04-18	07-04-18	NVI	UK	UK	UK		110
2	DIKHAN	DIKHAN	KP/60/18/017	F	30	16-02-18	7+	10-03-18	11-03-18	NVI	UK	UK	UK		101
3	JACOBABAD	JACOBABAD	SD/53/18/015	F	7	13-02-18	7+	09-03-18	11-03-18	NVI	UK	UK	UK		104
4	LAKKIMRWT	LAKKIMRWT	KP/62/18/012	M	30	17-01-18	7+	18-02-18	19-02-18	VACC	UK	UK	UK		131
5	MANSEHRA	MANSEHRA	KP/14/18/011	F	1	20-02-18	7+	09-03-18	10-03-18	NVI	UK	UK	UK		97
6	SUJAWAL	SUJAWAL	SD/79/18/042	F	72	22-02-18	7+	19-04-18	20-04-18	EV	UK	UK	UK		95
7	BAHAWALPUR	YAZMAN	PB/71/18/025	M	30	19-02-18	7+				Y	N	Y	DIED	98
8	BAHAWALPUR	BWP SADAR	PB/71/18/027	M	39	30-01-18	7+				N	Y	Y	DIED	118
9	BAHWLNAGAR	MINCHANABA	PB/73/18/001	M	36	05-01-18	7+				N	N	Y	DIED	143
10	BAHWLNAGAR	MINCHANABA	PB/73/18/012	M	84	04-02-18	7+				Y	Y	Y	DIED	113
11	BAHWLNAGAR	CHISHTIAN	PB/73/18/020	M	30	26-02-18	7+	26-03-18	28-03-18	NVI	Y	Y	Y		91
12	BAHWLNAGAR	BAHAWALNAGAR	PB/73/18/025	M	14	05-02-18	7+				Y	Y	Y	Y	112
13	DGKHAN	DG KHAN	PB/81/18/022	M	96	27-01-18	7+	18-02-18	20-02-18	NVI	Y	Y	Y	Y	121
14	DGKHAN	DG KHAN	PB/81/18/023	F	5	09-02-18	6	25-02-18	27-02-18	NVI	Y	Y	Y	Y	108
15	DGKHAN	TAUNSA	PB/81/18/028	F	23	20-02-18	7+	22-02-18	22-02-18	NVI	Y	Y	Y		97
16	DGKHAN	DG KHAN	PB/81/18/029	M	13	22-01-18	7+	24-02-18	25-02-18	NVI	N	Y	Y	Y	126
17	DGKHAN	DG KHAN	PB/81/18/040	F	7	02-01-18	7+	02-03-18	04-03-18	NVI	N	N	Y	Y	146
18	FAISALABAD	FSD CITY	PB/51/18/046	M	48	28-01-18	7+	17-03-18	19-03-18	NVI	N	Y	Y		120
19	GUJRANWALA	WAZIRABAD TOWN	PB/21/18/025	F	17	17-01-18	7+	17-02-18	18-02-18	NVI	Y	N	Y	DIED	131
20	LAHORE	SHALIMAR TOWN	PB/31/18/050	F	72	04-02-18	7+	28-02-18	01-03-18	NVI	N	Y	Y	Y	113
21	LAYYAH	KAROR LAL ESAN	PB/84/18/012	M	24	24-02-18	7+	12-03-18	13-03-18	NVI	Y	N	Y		93
22	LODHRAN	LODHRAN	PB/64/18/009	F	35	07-01-18	7+	03-02-18	04-02-18	NVI	Y	Y	Y	Y	141
23	MULTAN	MULTAN RURAL	PB/61/18/027	F	12	17-02-18	7+	15-03-18	16-03-18	NVI	Y	Y	Y	Y	100
24	OKARA	DEPALPUR	PB/34/18/015	F	3	03-02-18	3	20-02-18	22-02-18	NVI	N	N	N	Y	114
25	OKARA	DEPALPUR	PB/34/18/022	M	18	22-02-18	7+	15-03-18	16-03-18	NVI	Y	Y	Y	Y	95
26	OKARA	DEPALPUR	PB/34/18/028	M	156	13-01-18	7+				N	N	Y	Y	135
27	OKARA	DEPALPUR	PB/34/18/029	M	18	12-01-18	7+				N	Y	Y	Y	136
28	RAJANPUR	RAJAN PUR	PB/82/18/006	M	48	23-01-18	7+				N	N	Y	DIED	125
29	RAJANPUR	RAJAN PUR	PB/82/18/011	M	33	05-02-18	7+	08-02-18	08-02-18	NVI	Y	Y	Y	Y	112
30	RAJANPUR	ROJHAN	PB/82/18/010	M	115	29-01-18	7+	13-02-18	14-02-18	NVI	Y	Y	Y	Y	119
31	RAJANPUR	JAM PUR	PB/82/18/015	M	72	17-02-18	7+	20-02-18		NVI	Y	N	Y	DIED	100
32	RAJANPUR	RAJAN PUR	PB/82/18/016	F	25	04-02-18	7+	20-02-18	21-02-18	VACC	Y	Y	Y	Y	113
33	RAJANPUR	JAM PUR	PB/82/18/021	M	7	10-02-18	1	27-02-18	28-02-18	VACC	Y	Y	Y	Y	107
34	RAJANPUR	JAM PUR	PB/82/18/022	M	6	21-02-18	7+	03-03-18	13-03-18	NVI	Y	N	Y		96
35	RAJANPUR	RAJAN PUR	PB/82/18/025	F	60	05-02-18	7+	09-03-18	10-03-18	NVI	N	N	Y	Y	112
36	RYKHAN	RAHIMYAR KHAN	PB/72/18/034	F	30	02-02-18	7+	20-02-18	22-02-18	NVI	Y	Y	Y	Y	115
37	RYKHAN	KHANPUR	PB/72/18/060	M	72	07-01-18	7+	10-03-18	11-03-18	NVI	N	Y	Y	Y	141
38	SARGODHA	SAHIWAL	PB/41/18/006	M	144	05-01-18	7+	10-02-18	11-02-18	NVI	N	Y	Y	Y	143
39	SARGODHA	SHAHPUR	PB/41/18/008	M	22	12-01-18	7+	13-02-18	14-02-18	NVI	Y	Y	Y	Y	136
40	SARGODHA	SARGODHA	PB/41/18/018	F	120	14-02-18	7+	05-03-18	07-03-18	NVI	Y	N	Y	DIED	103
41	SARGODHA	SILANWALI	PB/41/18/025	M	24	08-02-18	7+	27-03-18	28-03-18	NVI	Y	Y	Y	Y	109
42	SHEIKHUPURA	FEROZEWALA	PB/33/18/028	F	34	31-01-18	7+	24-02-18	25-02-18	NVI	N	N	Y	Y	117

* Afp.rec Data as of 28-05-2018

€ Based on recall of parents

60 days Follow-up not done

FUP = Residual Weakness at 60 days follow up.

**Table 7.4: AFP CASES PENDING FOR CLASSIFICATION
WITH DATE OF ONSET MORE THAN 90 DAYS* 2018 Page (2/3)**

S. No	DISTRICT	TEHSIL	EPID	SEX	AGE	DONSET	DOSE€	DSTOOL1	DSTOOL2	LAB	FEVER	ASVM	PROG	FUP	PEND (DAYS)
43	VEHARI	VEHARI	PB/63/18/016	M	72	17-02-18	7+	03-03-18	07-03-18	NVI	N	N	Y	Y	100
44	VEHARI	BUREWALA	PB/63/18/019	M	48	10-02-18	7+	17-03-18	19-03-18	NVI	UK	UK	UK	Y	107
45	BADIN	GOLARCHI	SD/23/18/015	F	48	03-01-18	7+	LATE NOTIFIED			Y	Y	Y	Y	145
46	DADU	DADU	SD/24/18/010	F	48	08-01-18	7+	06-02-18	07-02-18	EV	Y	Y	Y		140
47	DADU	MEHAR	SD/24/18/014	F	18	01-02-18	7+	17-02-18	18-02-18	EV	Y	Y	Y		116
48	GHOTKI	UBAURO	SD/42/18/012	F	60	02-02-18	7+	DIED BEFORE STOOL			Y	Y	Y	DIED	115
49	GHOTKI	GHOTKI	SD/42/18/014	F	120	27-01-18	7+	17-02-18	18-02-18	NVI	Y	N	UK	Y	121
50	JACOBABAD	THULL	SD/53/18/012	F	54	25-01-18	7+	16-02-18	18-02-18	EV	Y	Y	Y		123
51	JAMSHORO	SEHWAN	SD/25/18/019	F	84	21-02-18	7+	DIED BEFORE STOOL			Y	N	Y	DIED	96
52	KAMBAR	SIJAWAL	SD/55/18/002	F	54	07-01-18	7+	23-01-18	24-01-18	NVI	Y	Y	Y	Y	141
53	KAMBAR	QUBO SAEED KHAN	SD/55/18/018	F	12	01-02-18	7+	19-03-18	20-03-18	EV	Y	N	Y	Y	116
54	KHAIRPUR	THARI MIR WAH	SD/43/18/024	M	30	20-01-18	7+	16-02-18	17-02-18	EV	N	Y	Y	Y	128
55	KHIGADAP	GADAP	SD/63/18/014	M	21	06-01-18	7+	LATE NOTIFIED			Y	Y	UK	Y	142
56	KHIKORANGI	KORANGI	SD/68/18/009	M	36	16-02-18	7+	LATE NOTIFIED			Y	Y	Y	Y	101
57	KHILAYARI	LAYARI	SD/71/18/002	F	6	09-02-18	7+	DIED BEFORE STOOL			N	N	UK	DIED	108
58	MIRPURKHAS	KOT GHULAM MOHD.	SD/31/18/006	M	84	06-02-18	7+	LATE NOTIFIED			Y	N	Y		111
59	MIRPURKHAS	MIRPURKHAS	SD/31/18/015	F	30	14-02-18	7+	31-03-18	02-04-18	EV	Y	Y	Y		103
60	NFEROZ	MORO	SD/45/18/005	M	84	02-01-18	7+	17-01-18	18-01-18	EV	Y	N	Y		146
61	SUJAWAL	SUJAWAL	SD/79/18/003	M	36	06-01-18	7+	11-01-18		NVI	Y	N	Y	DIED	142
62	THARPARKAR	NANGARPARKAR	SD/33/18/005	F	16	02-01-18	7+	31-01-18	01-02-18	NVI	N	Y	UK	Y	146
63	THATTA	THATTA	SD/22/18/010	M	86	15-02-18	7+	26-02-18	02-03-18	NVI	Y	N	UK	Y	102
64	UMERKOT	UMERKOT	SD/34/18/008	M	48	25-01-18	7+	DIED BEFORE STOOL			Y	N	Y	DIED	123
65	ABOTABAD	HAWALLIAN	KP/10/18/014	F	119	26-02-18	7+	13-03-18	14-03-18	NVI	Y	Y	Y	Y	91
66	DIKHAN	DERA ISMAIL KHAN	KP/60/18/012	M	48	10-02-18	7+	02-03-18	03-03-18	NVI	N	N	Y	Y	107
67	HANGU	THALL	KP/54/18/008	M	4	02-02-18	5	17-03-18	18-03-18	VACC	Y	Y	Y	Y	115
68	HANGU	THALL	KP/54/18/013	M	24	24-02-18	7+	03-04-18	04-04-18	EV	Y	Y	Y		93
69	HARIPUR	HARIPUR	KP/12/18/004	F	89	20-01-18	7+	31-01-18	06-02-18	NVI	Y	N	Y		128
70	KOHAT	KOHAT	KP/50/18/012	F	21	26-01-18	7+	02-02-18	02-02-18	NVI	UK	Y	Y	DIED	122
71	LAKKIMRWT	SERAI NAURANG	KP/62/18/009	M	12	29-01-18	7+	DIED BEFORE STOOL			Y	Y	Y	DIED	119
72	LAKKIMRWT	SERAI NAURANG	KP/62/18/017	F	84	01-01-18	7+	LATE NOTIFIED			N	Y	N	Y	147
73	LAKKIMRWT	SERAI NAURANG	KP/62/18/019	M	10	20-02-18	7+	25-03-18	26-03-18	EV	Y	Y	Y	Y	97
74	MANSEHRA	MANSEHRA	KP/14/18/004	F	95	07-02-18	7+	DIED BEFORE STOOL			Y	N	Y	DIED	110
75	MARDAN	MARDAN	KP/40/18/036	M	6	04-02-18	7+	08-03-18	09-03-18	VACC	N	Y	Y		113
76	MARDAN	MARDAN	KP/40/18/041	M	36	29-01-18	7+	15-03-18	16-03-18	NVI	Y	N	Y	DIED	119
77	MARDAN	MARDAN	KP/40/18/045	M	27	05-02-18	7+	19-03-18	21-03-18	NVI	Y	Y	UK	Y	112
78	NOWSHERA	NOWSHERA	KP/32/18/015	M	120	21-02-18	7+	08-03-18		NVI	N	N	Y	DIED	96
79	PESHAWAR	PESHAWAR	KP/30/18/011	M	29	15-01-18	7+	DIED BEFORE STOOL			Y	N	Y	DIED	133
80	PESHAWAR	PESHAWAR	KP/30/18/017	F	96	22-01-18	7+	06-02-18	06-02-18	NVI	Y	N	N	Y	126
81	PESHAWAR	PESHAWAR	KP/30/18/029	M	36	21-01-18	7+	11-02-18	12-02-18	VACC	Y	Y	Y		127
82	PESHAWAR	PESHAWAR	KP/30/18/046	F	24	21-01-18	7+	20-02-18	21-02-18	NVI	Y	Y	Y	Y	127
83	PESHAWAR	PESHAWAR	KP/30/18/047	M	144	12-01-18	7+	23-02-18	24-02-18	NVI	N	Y	Y	Y	136
84	PESHAWAR	PESHAWAR	KP/30/18/064	M	36	06-02-18	7+	18-03-18	19-03-18	VACC	Y	Y	Y	Y	111

* Afp.rec Data as of 28-05-2018

€ Based on recall of parents

60 days Follow-up not done

FUP = Residual Weakness at 60 days follow up.

**Table 7.4: AFP CASES PENDING FOR CLASSIFICATION
WITH DATE OF ONSET MORE THAN 90 DAYS* 2018 Page (3/3)**

S. No	DISTRICT	TEHSIL	EPID	SEX	AGE	DONSET	DOSESE	DSTOOL1	DSTOOL2	LAB	FEVER	ASVM	PROG	FUP	PEND (DAYS)
85	PESHAWAR	PESHAWAR	KP/30/18/074	F	98	06-02-18	7+	22-03-18	26-03-18	EV	N	Y	Y	Y	111
86	SHANGLA	ALPURI	KP/26/18/017	F	45	10-01-18	7+	LATE NOTIFIED			Y	Y	Y	Y	138
87	SWABI	SWABI	KP/41/18/030	M	18	26-02-18	7+	13-03-18	15-03-18	VACC	N	Y	Y		91
88	TORGHAR	JUDBAH	KP/15/18/004	M	132	02-01-18	7+	LATE NOTIFIED			Y	Y	UK	Y	146
89	BOLAN	MACH	BN/42/18/002	M	48	28-01-18	7+	DIED BEFORE STOOL			UK	Y	Y	DIED	120
90	CHAGHAI	CHAGAI	BN/13/18/003	F	48	13-02-18	6	DIED BEFORE STOOL			N	N	Y	DIED	104
91	KABDULAH	CHAMAN	BN/14/18/005	F	12	07-02-18	7+	DIED BEFORE STOOL			Y	N	Y	DIED	110
92	KSAIFULAH	KSAIFULLAH	BN/25/18/003	M	34	21-02-18	7+	13-03-18	15-03-18	EV	Y	Y	Y	Y	96
93	LASBELA	SONMIANI	BN/55/18/002	F	45	05-01-18	7+	04-02-18	05-02-18	NVI	Y	N	Y	Y	143
94	MUSAKHEL	SADDAR	BN/24/18/002	F	48	05-01-18	7+	21-02-18	22-02-18	VACC	N	Y	N	Y	143
95	NOSHKI	NOSHKI	BN/15/18/003	M	19	10-02-18	7+	DIED BEFORE STOOL			Y	N	Y	DIED	107
96	PISHIN	PISHIN	BN/12/18/006	F	42	11-01-18	7+	01-02-18	04-02-18	NVI	Y	N	Y	Y	137
97	PISHIN	PISHIN	BN/12/18/013	F	84	05-01-18	7+	LATE NOTIFIED			Y	N	Y	DIED	143
98	QUETTA	ZARGHOON TOWN	BN/11/18/006	F	59	27-01-18	7+	04-02-18		NVI	N	N	Y	DIED	121
99	SHARANI	SHARANI	BN/26/18/002	M	155	16-02-18	7+	09-03-18	14-03-18	NVI	Y	Y	N	Y	101
100	SIBI	SIBI	BN/31/18/001	M	72	12-02-18	7+	18-03-18	19-03-18	VACC	UK	UK	Y		105
101	BAGH	BAGH	AJ/50/18/004	F	66	10-02-18	7+	21-02-18	26-02-18	NVI	N	Y	UK	Y	107
102	POONCH	ABBASPUR	AJ/40/18/007	M	24	20-01-18	7+	07-02-18	08-02-18	NVI	Y	Y	Y	Y	128
103	POONCH	HAJIRA	AJ/40/18/023	M	3	17-01-18	5	LATE NOTIFIED			N	Y	Y	Y	131
104	HUNZA	ALIABAD	GB/72/18/001	F	12	15-01-18	7+	04-03-18	05-03-18	NVI	UK	Y	UK		133
105	CDA	CDA	IB/01/18/014	M	79	26-02-18	3	17-03-18	19-03-18	NVI	N	Y	Y		91
106	ICT	ICT	IB/02/18/011	M	40	22-02-18	3	24-02-18		NVI	N	N	Y		95
107	ICT	ICT	IB/02/18/014	M	30	21-02-18	7+	28-02-18	28-02-18	NVI	Y	Y	Y		96
108	KHYBER	BARA	FT/34/18/031	M	10	15-02-18	7+	14-03-18	15-03-18	NVI	Y	Y	Y	Y	102
109	KHYBER	JAMRUD	FT/34/18/032	F	15	10-02-18	7+	18-03-18	19-03-18	NVI	N	Y	Y	Y	107
110	WAZIR-N	MIR ALI	FT/64/18/019	F	12	13-02-18	7+	DIED BEFORE STOOL			Y	N	Y	DIED	104

* Afp.rec Data as of 28-05-2018

€ Based on recall of parents

60 days Follow-up not done

FUP = Residual Weakness at 60 days follow up.