



**World Health  
Organization**

# **Weekly AFP Surveillance Update Pakistan**

**Week 20** (*Ended on 19<sup>th</sup> May, 2018*)

***National Surveillance Cell***

World Health Organization Country Office,  
Chak Shahzad, Park Road,  
Islamabad, Pakistan

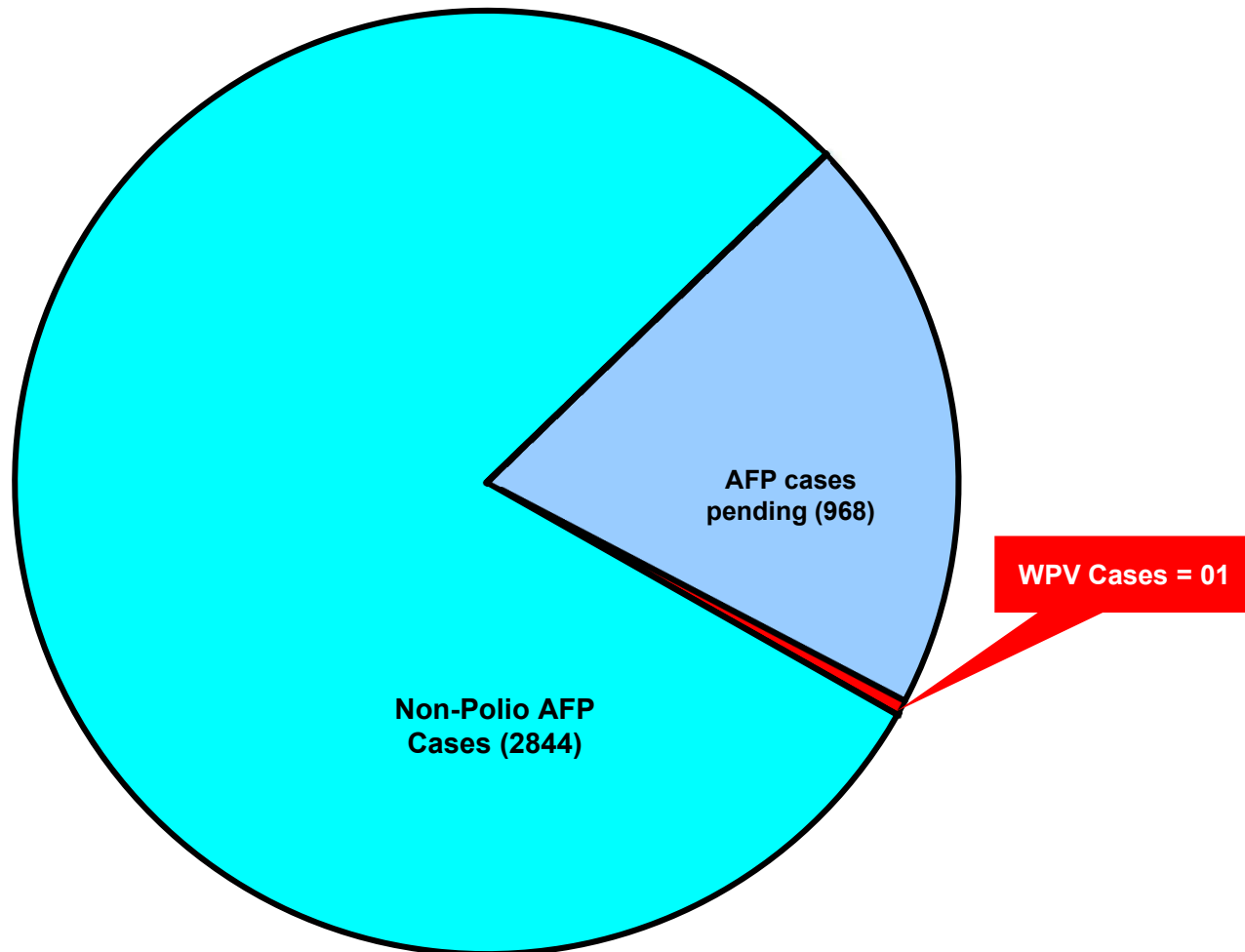
Tel: +92-51 9255123 / 9255282 /9255184

AFP Surveillance



<http://www.emro.who.int/pak/information-resources>

# AFP Case Profile, 2018\*



**Total AFP Cases Reported = 4028**

**^ 209 Inadequate cases not due for FUP**

**^ 689 AFP Cases pending in Lab**

**^99 AFP Cases pending for classification by ERC**

**2017-^ 04 AFP Cases pending for classification by ERC**

\* Afp.rec Data as of 21-05-2018

## Table 1.1: List of Confirmed Polio Cases, Pakistan 2017-2018\* (1/1)

S.NO.	PROVINCE/ REGION	DISTRICT	TEHSIL	EPID NO.	SEX	AGE (m)	DATE ONSET OF PARALYSIS	NO. OPV DOSES (based on parents recall)		FEVER	Asymetric Paralysis	Rapid Progression	REFUSAL	WPV TYPE	GENETICS
								Routine	SIA's						Cluster
01	PUNJAB	LODHRAN	DUNYAPUR	PB/64/17/008	M	4	28-Jan-17	2	5	Y	Y	Y	N	NSL1	R4B1C2
02	GBALTISTAN	DIAMIR	THORE HUDUR	GB/31/17/002	M	12	13-Feb-17	0	0	Y	Y	Y	N	NSL1	R4B5C4
03	BALUCHISTAN	KABDULAH	CHAMAN	BN/14/17/024	M	18	11-June-17	0	3	Y	Y	Y	N	NSL1	R4B5C3
04	SINDH	KHGIQBAL	G-IQBAL	SD/65/17/018	M	7	11-Aug-17	3	1	Y	N	Y	N	NSL1	R4B5C4
05	KPAKHTUNKHWA	LAKKIMRWT	LAKKIMRWT	KP/62/17/025	F	24	21-Aug-17	3	7+	Y	Y	Y	N	NSL1	R4B1C1
06	SINDH	KHIGADAP	GADAP	SD/63/17/051	M	5	09-Nov-17	0	3	Y	Y	Y	Y	NSL1	R4B5C4
07	BALUCHISTAN	ZHOB	ZHOB	BN/21/17/019	M	24	15-Nov-17	0	0	N	Y	N	Y	NSL1	R4B5C4
08	BALUCHISTAN	KABDULAH	GULISTAN	BN/14/17/045	M	12	13-Nov-17	0	0	Y	Y	Y	Y	NSL1	R4B5C4
<b>2018</b>															
01	BALUCHISTAN	DUKI	DUKI	BN/65/18/003	M	38	08-Mar-18	0	7+	Y	Y	Y	N	NSL1	R4B5C4

# Table 3: Urgent/ITD Pending Cases (1/1)

Basic information										OPV doses				Urgent		Prov Diagnosis	Lab update			Remarks
S. #	District	Tier	Tehsil	Union council	Epid number	Date of Onset	Age (M)	Sex	Date of 1st stool	Stool Adeq	RI	SAs	Last 6 SAs	Last dose	Field		NSC	Lab No.	Days Inoc	
<b>Isolates pending for ITSD</b>																				
1	GUJRAT *	4	GUJRAT	ALAM GARH	PB/23/18/050	22-Apr-18	42	F	25-Apr-18	Y	3	7+	6	10-Apr-18	N	Y	4680	30	L20B+	
<b>Reported urgent (by field / NSC criteria)</b>																				
2	DUKKI		DUKKI	VIALLA DUKKI	BN/65/18/005	15-Apr-18	18	F	06-May-18	N	0	7	6	25-Apr-18	Y	Y	5111	12	UP	
3	CHAGHAI	4	DALBANDIN	DALBANDIN	BN/13/18/004	23-Apr-18	42	M	07-May-18	N	0	6	6	10-Apr-18	N	Y	5214	9	UP	
4	KHIBINQASIM	4	BINQASIM	IBRAHIM	SD/62/18/005	22-Mar-18	13	F	05-May-18	N	0	6	6	21-Feb-17	N	Y	5050	12	UP	

\* New addition    § New results    #Data not available    ¥ NSC Criteria = Fever , Rapid Progress, Age < 48 months and OPV Doses <7    UP = Under process  
 Urgent (Field/NSC) / Inadequate specimens / Age 12-35 months / Zero OPV dose    Pending for genomic sequencing

# Point in time comparison of Polio Cases by Province/Region 2017 - 2018\*

Region/ Province	No. of polio cases		No. of infected districts/towns		Most recent polio case
	2017	2018	2017	2018	
Khyber Pakhtunkhwa	0	0	0	0	21-Aug-17
Sindh	0	0	0	0	09-Nov-17
Balochistan	0	1	0	1	08-Mar-18
G-Baltistan	1	0	1	0	13-Feb-17
Punjab	1	0	1	0	28-Jan-17
FATA / FR Areas	0	0	0	0	27-Jul -16
<b>Pakistan</b>	<b>2</b>	<b>1</b>	<b>2</b>	<b>1</b>	<b>08-Mar-18</b>

Seventeen additional district / town declared infected based on environmental samples in 2018

\* Afp.rec Data as of 21-05-2018



## Table 2: LAB Update 2018\*

Month of Onset	AFP Cases	No virus isolated	Cases Under Process		Isolated Viruses from stools						
			Culture	ITD	Vaccine viruses		NPEV		Wild	Results within 14 days	
	n	n	n	n	n	%	n	%	n	n	%
January	1011	836	0	0	76	8	99	10%	0	1011	100%
February	897	717	0	0	73	8	107	12%	0	897	100%
March	965	757	10	0	29	3	169	18%	1	955	99%
April	940	558	212	1	25	3	146	16%	0	729	78%
May	201	0	201	0	0	0	0	0%	0	0	0%
<b>Total</b>	<b>4014</b>	<b>2868</b>	<b>423</b>	<b>1</b>	<b>203</b>	<b>5</b>	<b>521</b>	<b>13%</b>	<b>1</b>	<b>3592</b>	<b>89%</b>

\*Data as of 21-05-2018

## Comparison of Environmental Sampling Results, 2016-17\*

DISTRICT	2017					2018					Last
	TOTAL	WILD			TOTAL	WILD					
	n	GRAB	BMFS	TOTAL		n	GRAB	BMFS	TOTAL		
		n	n	n	%		n	n	n	%	
LAHORE	25			0	0%	20			0	0%	18-Dec-17
MULTAN	14	1		1	7%	12			0	0%	9-Jan-17
DGKHAN	15			0	0%	9		1	1	11%	12-Feb-18
RAWALPINDI	11	3	1	4	36%	8	1		1	13%	10-Jan-18
FAISALABAD	10			0	0%	8			0	0%	2-Jul-16
SARGODHA	4			0	0%	4			0	0%	
BAHAWALPUR	3			0	0%	4			0	0%	
RAJANPUR						4			0	0%	
CDA	5	4		4	80%	4	1		1	25%	10-Jan-18
KHIGIQBAL	11	2	1	3	27%	8			0	0%	10-Oct-17
KHIGADAP	15	6		6	40%	12	4		4	33%	5-Apr-18
KHIBALDIA	5			0	0%	4			0	0%	3-Nov-17
KHILANDHI	5	3		3	60%	4	2		2	50%	20-Apr-18
KHIKORANGI	5			0	0%	3			0	0%	16-Oct-17
KHISITE	5			0	0%	4	1		1	25%	1-Jan-18
KHISADDAR						3			0	0%	
KHILIAQAT						3	1		1	33%	7-Mar-18
SUKKUR	11	1		1	9%	9		1	1	11%	8-Feb-18
HYDERABAD	5			0	0%	4	1		1	25%	9-Feb-18
JACOBABAD	5			0	0%	6	1	1	2	33%	7-Mar-18
SANGHAR	5			0	0%	1			0	0%	
DADU	5			0	0%	4			0	0%	
KAMBAR	5			0	0%	5	2		2	40%	7-May-18
PESHAWAR	11	3	1	4	36%	9	3	1	4	44%	11-Apr-18
DIKHAN	9			0	0%	8			0	0%	16-Jul-16
BANNU	3			0	0%	5		1	1	20%	31-Mar-18
KOHAT	4			0	0%	5	2		2	40%	27-Mar-18
CHARSADA	5			0	0%	4			0	0%	
MARDAN	5			0	0%	4			0	0%	
NOWSHERA	5			0	0%	4			0	0%	
KABDULAH	10	8		8	80%	9	1		1	11%	1-Jan-18
QUETTA	20	7	1	8	40%	17	3		3	18%	28-Apr-18
PISHIN	5	4		4	80%	5			0	0%	2-Oct-17
KHUZDAR	5			0	0%	4			0	0%	
LORALAI	4			0	0%	3	1		1	33%	17-Mar-18
ZHOB	5			0	0%	4			0	0%	18-Dec-17
PAKISTAN	260	42	4	46	18%	224	24	5	29	13%	7-May-18

New Positive Samples

\* Data as of May 21, 2018



# WPV and cVDPV Cases by District in 2017

PROVINCE	DISTRICT	WPV Cases		cVDPV Cases	
		Onset of Last Case	Cases	Onset of Last Case	Cases
KPAKHTUNKHWA	LAKKIMRWT	21-Aug	1		
<b>Total</b>		<b>21-Aug</b>	<b>01</b>		
SINDH	KHIGADAP	09-Nov	1		
	KHIGIQBAL	11-Aug	1		
<b>Total</b>		<b>09-Nov</b>	<b>02</b>		
BALOCHISTAN	ZHOB	15-Nov	1		
	KABDULAH	13-Nov	2		
<b>Total</b>		<b>15-Nov</b>	<b>03</b>		
G-Baltistan	DIAMIR	13-Feb	1		
<b>Total</b>		<b>13-Feb</b>	<b>01</b>		
PUNJAB	LODHRAN	28-Jan	1		
<b>Total</b>		<b>28-Jan</b>	<b>01</b>		
<b>PAKISTAN</b>		<b>15-Nov</b>	<b>08</b>		

## 2018

One new Polio cases was reported from District Duki with following characteristics.

Age: 38 months

Onset: 8<sup>th</sup> March, 2018

OPV doses: Routine=0 and SIAs = 7+

# Map 2.1: Point in Time Comparison of Wild Polio virus Compatible and cVDPV2 isolates

## Infected districts/Towns/Agencies/Areas

### On the basis of WPV isolation

- WPV cases = 02
- Sewage water = 11 (no WPV case)
- Total = 13

2017

#### Source

#### AFP Surveillance

- P1 = 02
- Compatible = 0
- cVDPV Cases = -
- cVDPV Env = -

#### Sewage water

- Grab = 42
- BMFS = 04

## Infected districts/Towns/Agencies/Areas

### On the basis of WPV isolation

- WPV cases = 01
- Sewage water = 17 (no WPV case)
- Total = 18

2018

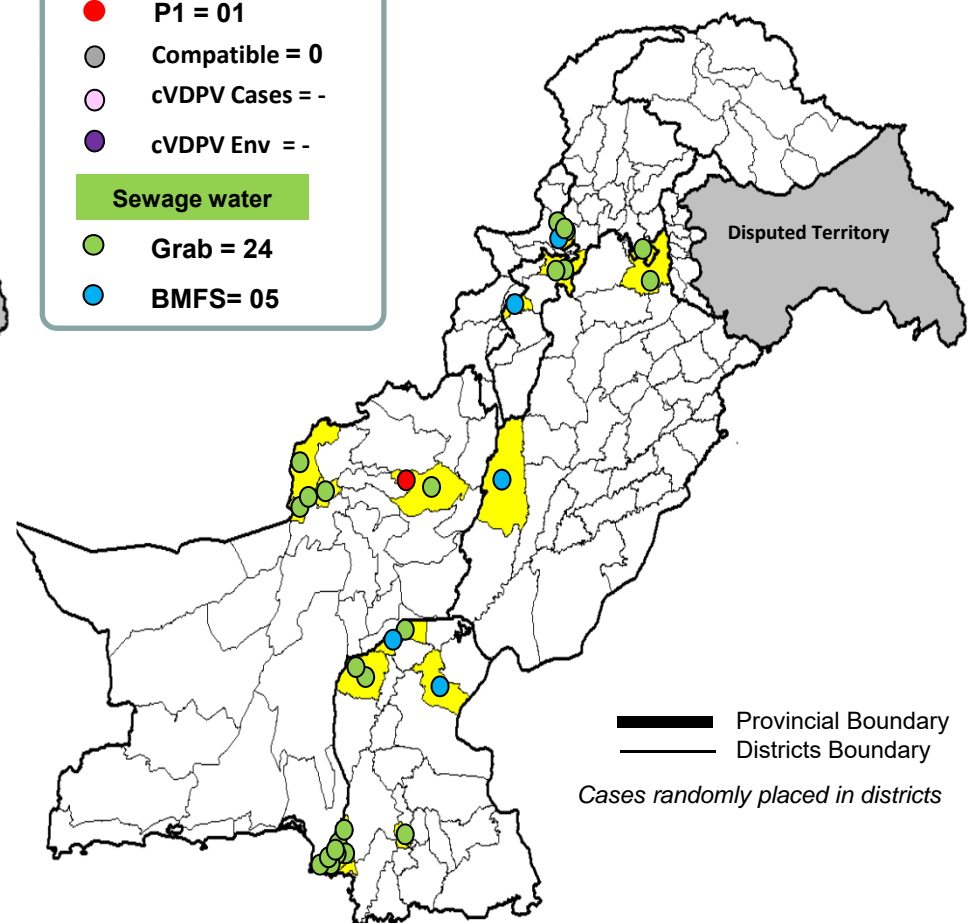
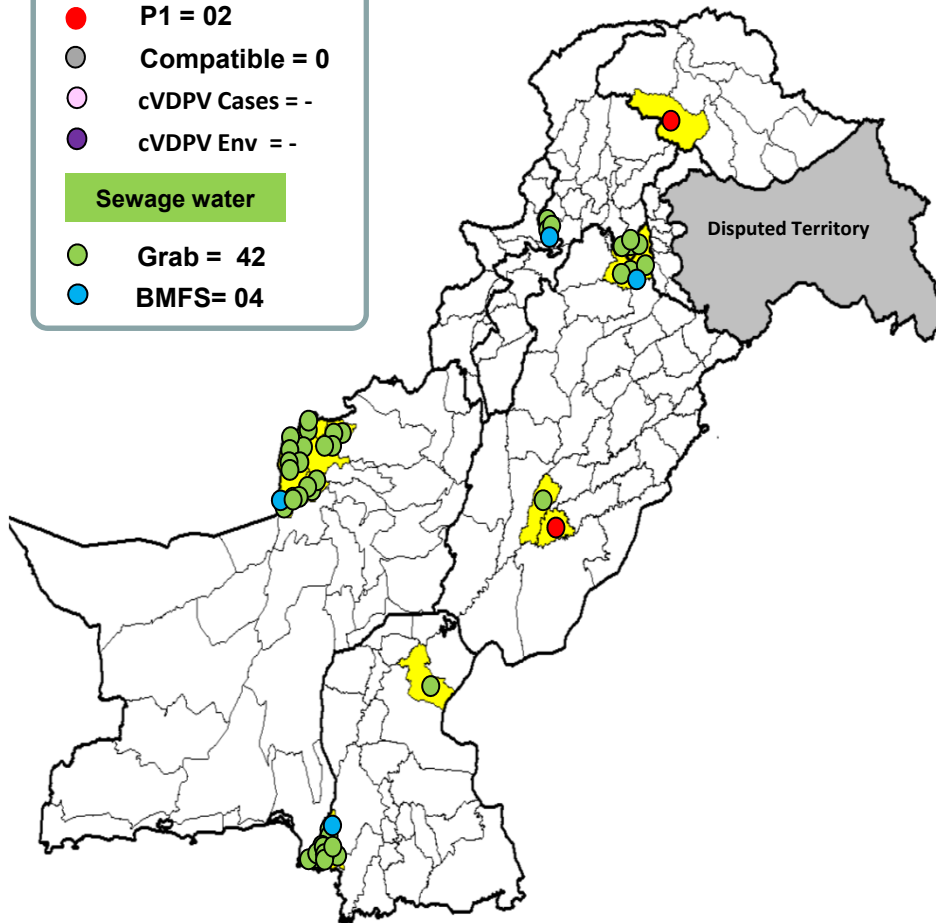
#### Source

#### AFP Surveillance

- P1 = 01
- Compatible = 0
- cVDPV Cases = -
- cVDPV Env = -

#### Sewage water

- Grab = 24
- BMFS = 05

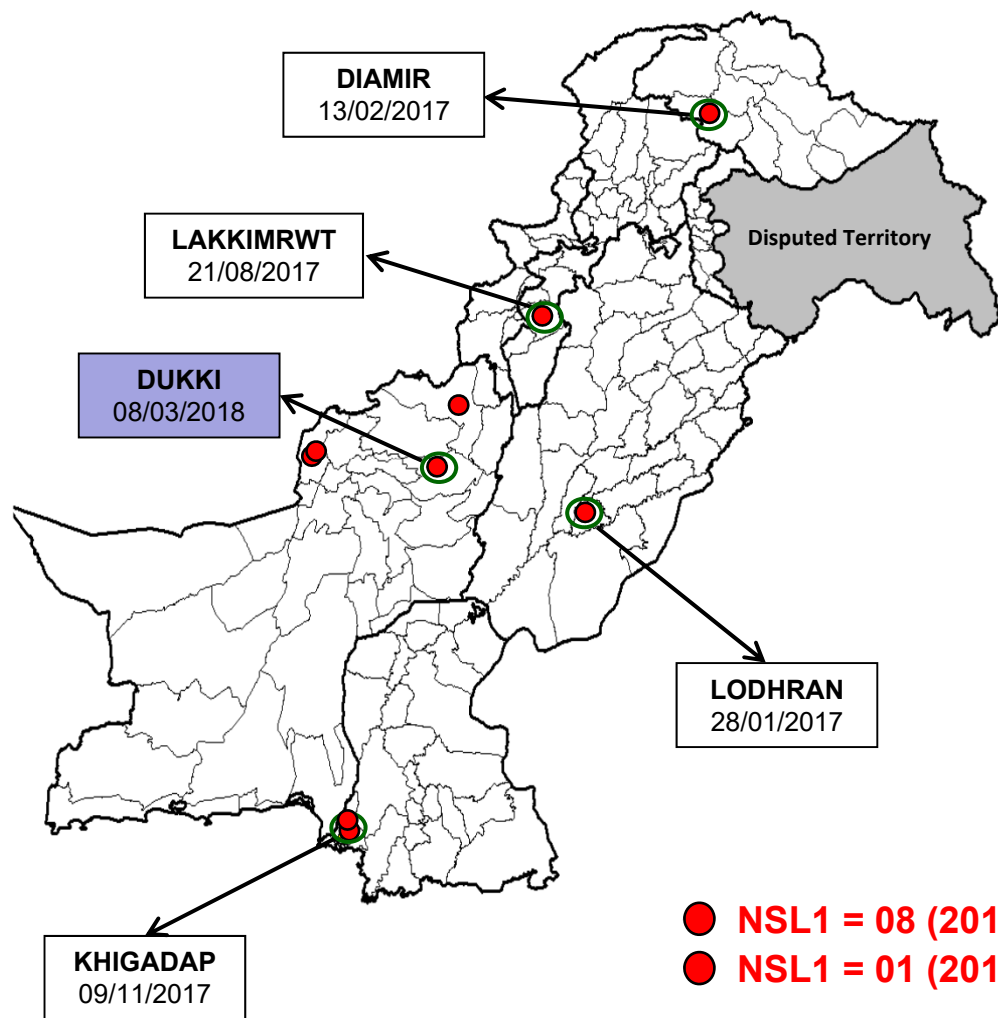


Provincial Boundary  
 Districts Boundary  
 Cases randomly placed in districts

\* Afp.rec Data as of 21-05-2018

# Map1: Distribution of Wild Polio Cases Pakistan 2017-2018\*

**2017:** Districts/Towns with Wild Polio Cases = 07



Province/ Country	Date of Last Case		Number of cases 2017		Number of cases 2018	
	P1	P3	P1	P3	P1	P3
FATA	Jul, 2016	Apr, 2012	-	-	-	-
KHYBER-PAKHTUNKHWA	Aug, 2017	Oct, 2010	01	-	-	-
SINDH	Nov, 2017	Jan, 2010	02	-	-	-
BALUCHISTAN	Mar, 2018	Apr, 2010	03	-	01	-
PUNJAB	Jan, 2017	Jun, 2010	01	-	-	-
AJK	Jun, 2000	Jun, 2000	-	-	-	-
GILGIT-BALTISTAN	Feb, 2017	-	01	-	-	-
ISLAMABAD	Sep, 2008	Sep, 2008	-	-	-	-
<b>PAKISTAN</b>	<b>Mar, 2018</b>	<b>Apr, 2012</b>	<b>08</b>	<b>-</b>	<b>01</b>	<b>-</b>

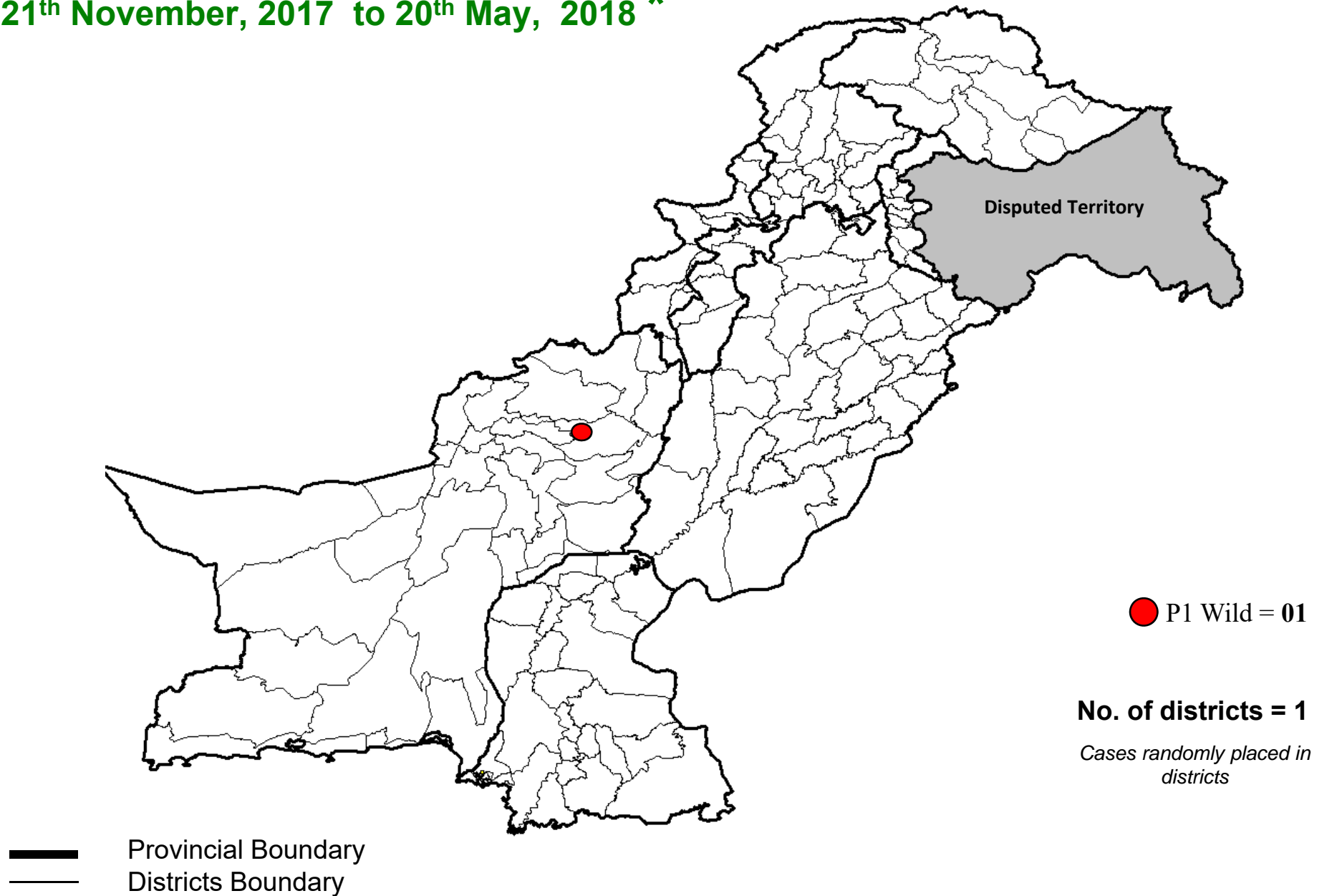
○ District with last polio case in province  
 — Provincial Boundary  
 — Districts Boundary

Cases randomly placed in districts

\* Afp.rec Data as of 21-05-2018

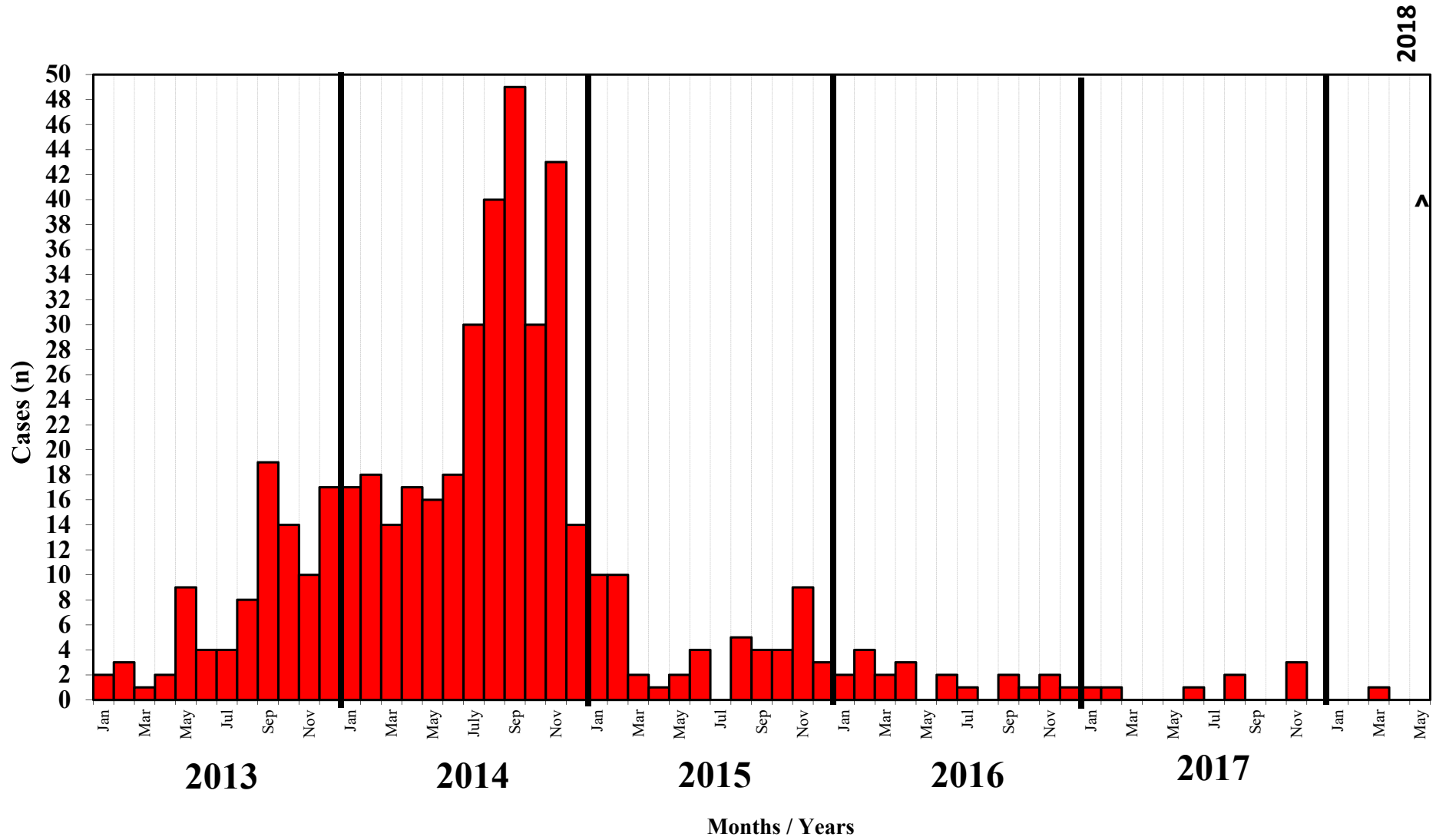
## Map 3: Wild Polio cases in the last 6 months

21<sup>th</sup> November, 2017 to 20<sup>th</sup> May, 2018 \*



\* Afp.rec Data as of 21-05-2018

# Confirmed Polio Cases 2013-2018\*

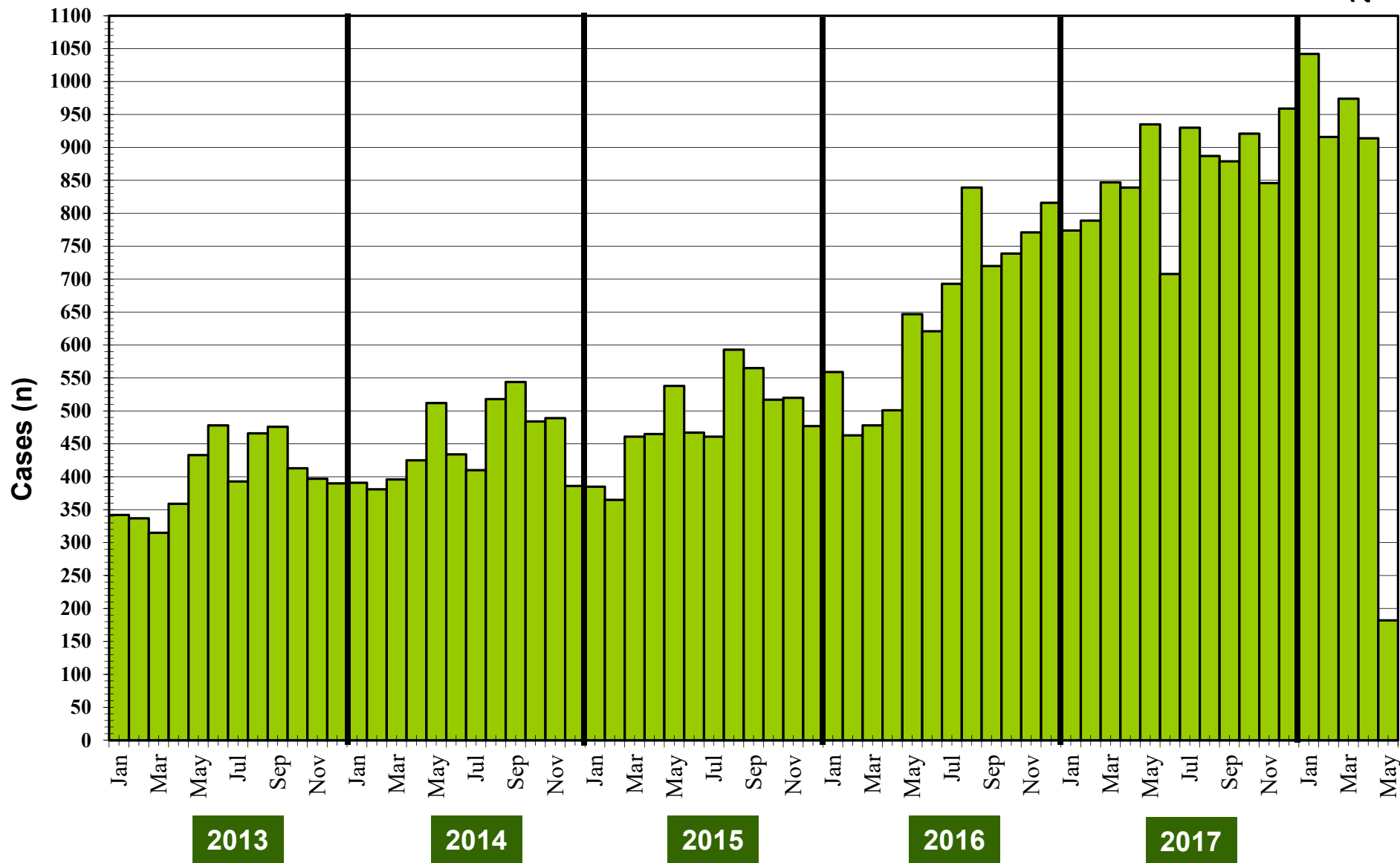


\* Afp.rec Data as of 21-05-2018

■ NSL1

^ Data incomplete

# Graph 1: Distribution of AFP Cases by Month, Pakistan 2013-2018\*



\* Afp.rec Data as of 21-05-2018

**Table 4: Distribution of AFP Cases By Week of Onset <sup>^</sup>  
Pakistan- 2017-2018\* [Week number / Ending on]**

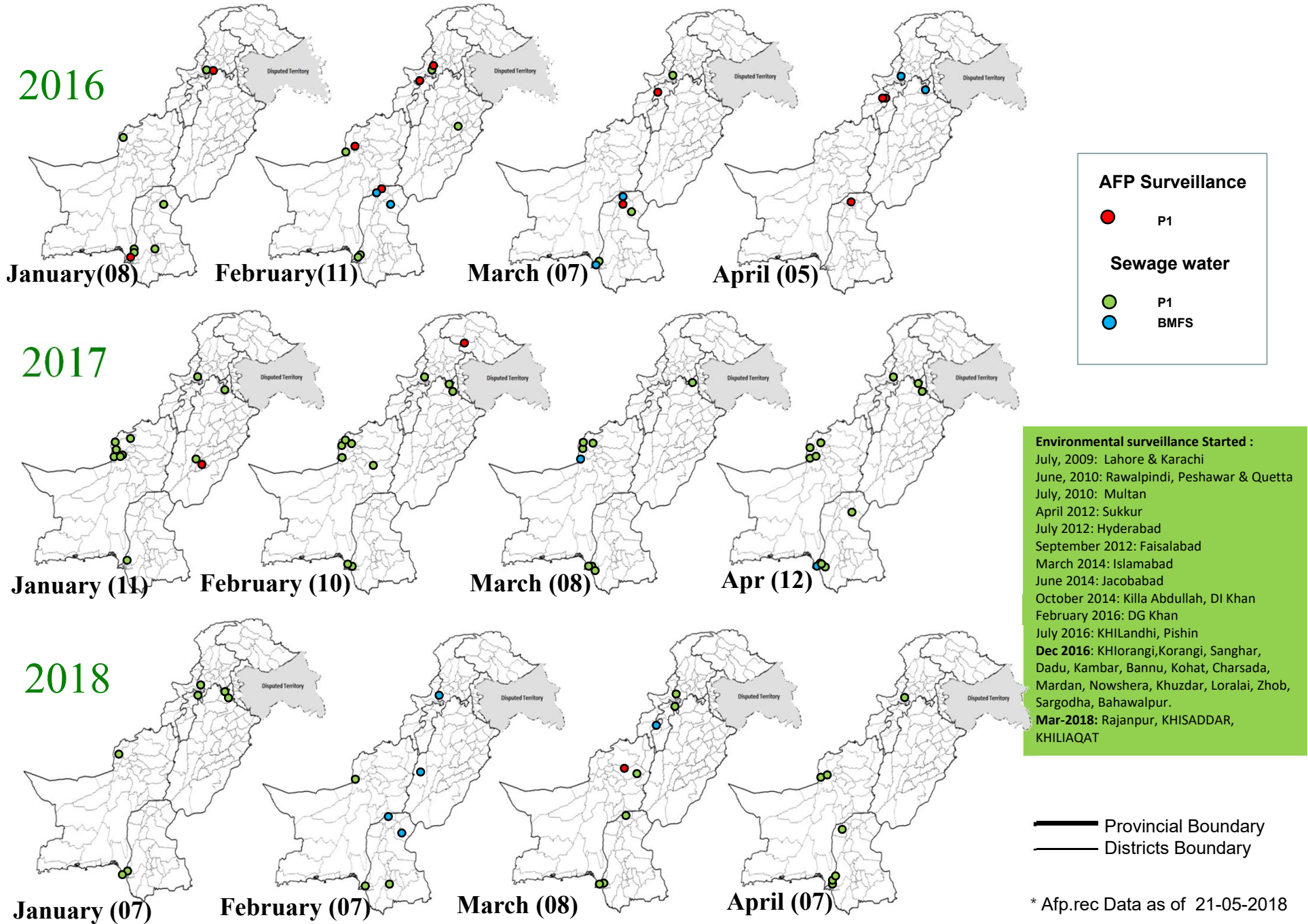
<b>PROVINCE</b>	<b>W 05 03 Feb2 018</b>	<b>W 06 10 Feb2 018</b>	<b>W 07 17 Feb 2018</b>	<b>W 08 24 Feb 2018</b>	<b>W 09 03 Mar 2018</b>	<b>W 10 10 Mar 2018</b>	<b>W 11 17 Mar 2018</b>	<b>W 12 24 Mar 2018</b>	<b>W 13 31 Mar 2018</b>	<b>W 14 7 Apr 2018</b>	<b>W 15 14 Apr 2018</b>	<b>W 16 21 Apr 2018</b>	<b>W 17 28 Apr 2018</b>	<b>W 18 05 May 2018</b>	<b>W 19 12 May 2018</b>
<b>PUNJAB</b>	93	101	95	97	96	88	99	84	94	104	104	106	89	92	14
<b>SINDH</b>	51	61	54	42	33	37	54	51	45	49	51	34	33	22	4
<b>FATA</b>	6	8	5	7	4	17	15	7	14	20	21	12	8	15	4
<b>BALUCHISTAN</b>	8	12	10	13	8	12	12	7	15	13	16	10	14	4	0
<b>AJK</b>	2	8	6	10	9	4	5	1	5	11	1	6	2	4	1
<b>GILGIT BILTISTAN</b>	1	2	4	4	2	2	2	5	4	2	6	1	2	2	0
<b>ISLAMABAD</b>	1	3	3	3	5	5	2	5	2	1	0	1	2	2	2
<b>KPAKHTUNKHWA</b>	43	44	42	40	56	46	42	47	43	59	53	25	34	35	8
<b>PAKISTAN</b>	<b>205</b>	<b>239</b>	<b>219</b>	<b>216</b>	<b>213</b>	<b>211</b>	<b>231</b>	<b>207</b>	<b>222</b>	<b>259</b>	<b>252</b>	<b>195</b>	<b>184</b>	<b>176</b>	<b>33</b>

\* Afp.rec & Afplab.rec: Data as of 21-05-2018

<sup>^</sup> MMWR Epidemiological Weeks

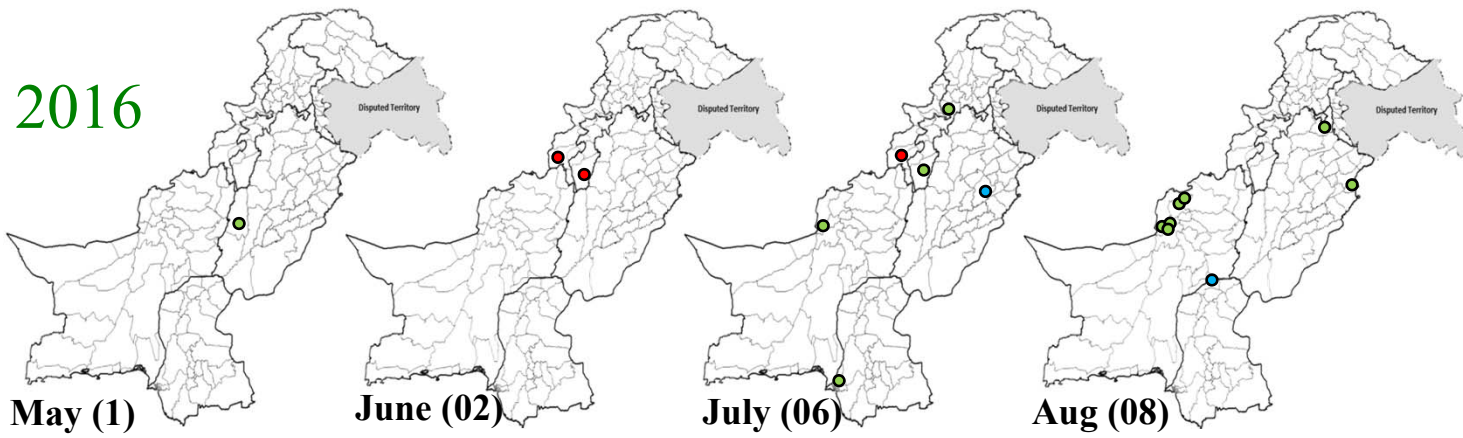


# Map 4: Monthly Comparison of Polio Cases/Isolates 2016-2018\*





# Map 4.1: Monthly Comparison of Polio Cases/Isolates 2016-2018\*

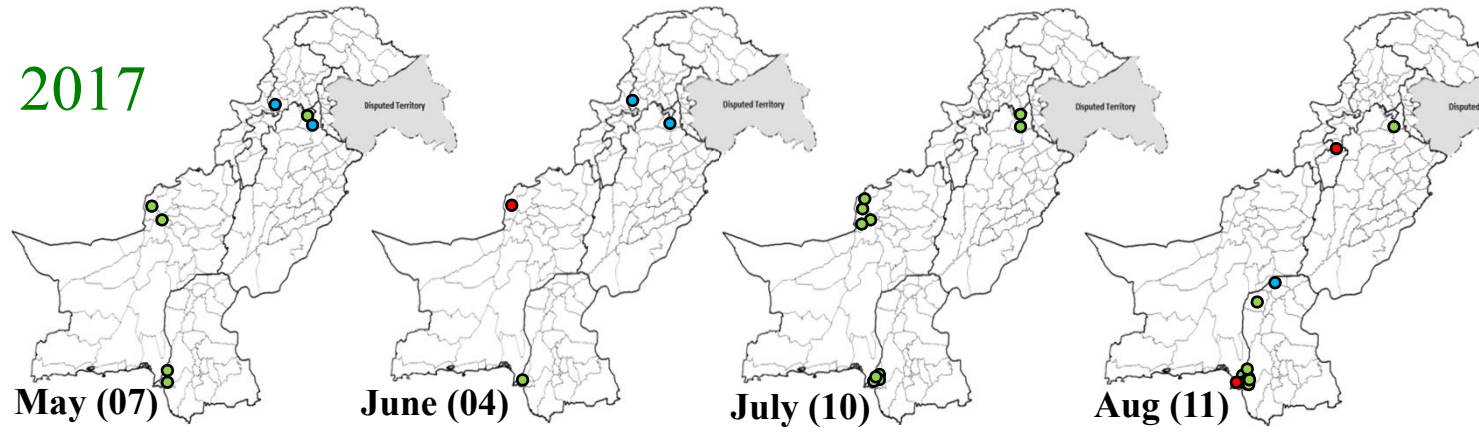


**AFP Surveillance**

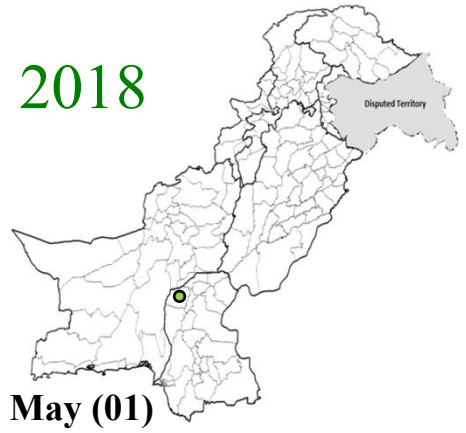
- P1

**Sewage water**

- P1
- BMFS



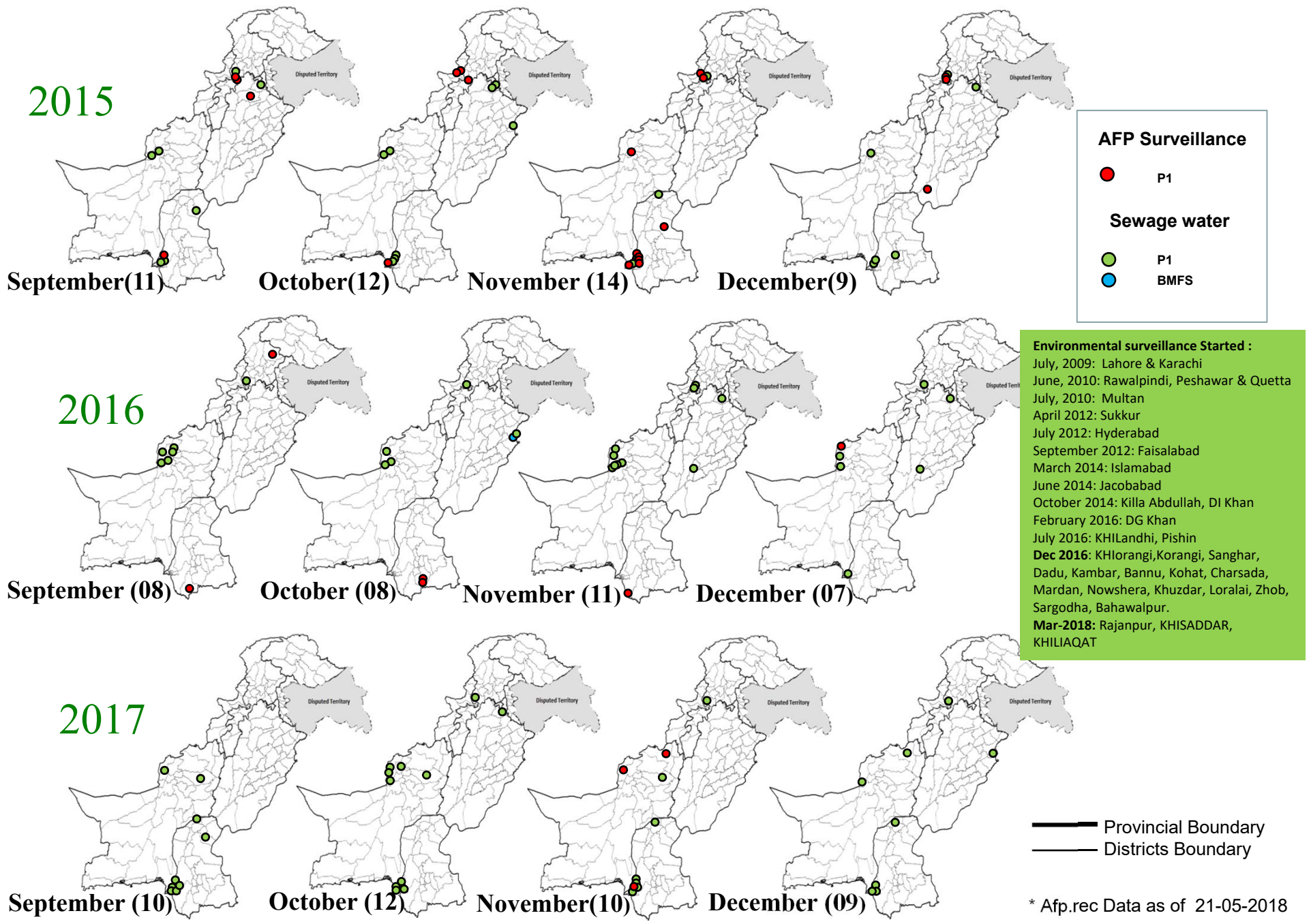
**Environmental surveillance Started :**  
 July, 2009: Lahore & Karachi  
 June, 2010: Rawalpindi, Peshawar & Quetta  
 July, 2010: Multan  
 April 2012: Sukkur  
 July 2012: Hyderabad  
 September 2012: Faisalabad  
 March 2014: Islamabad  
 June 2014: Jacobabad  
 October 2014: Killa Abdullah, DI Khan  
 February 2016: DG Khan  
 July 2016: KHILandhi, Pishin  
**Dec 2016:** KHlorangi, Korangi, Sanghar, Dadu, Kambar, Bannu, Kohat, Charsada, Mardan, Nowshera, Khuzdar, Loralai, Zhob, Sargodha, Bahawalpur.  
**Mar-2018:** Rajanpur, KHISADDAR, KHILIAQAT



— Provincial Boundary  
 — Districts Boundary

\* Afp.rec Data as of 21-05-2018

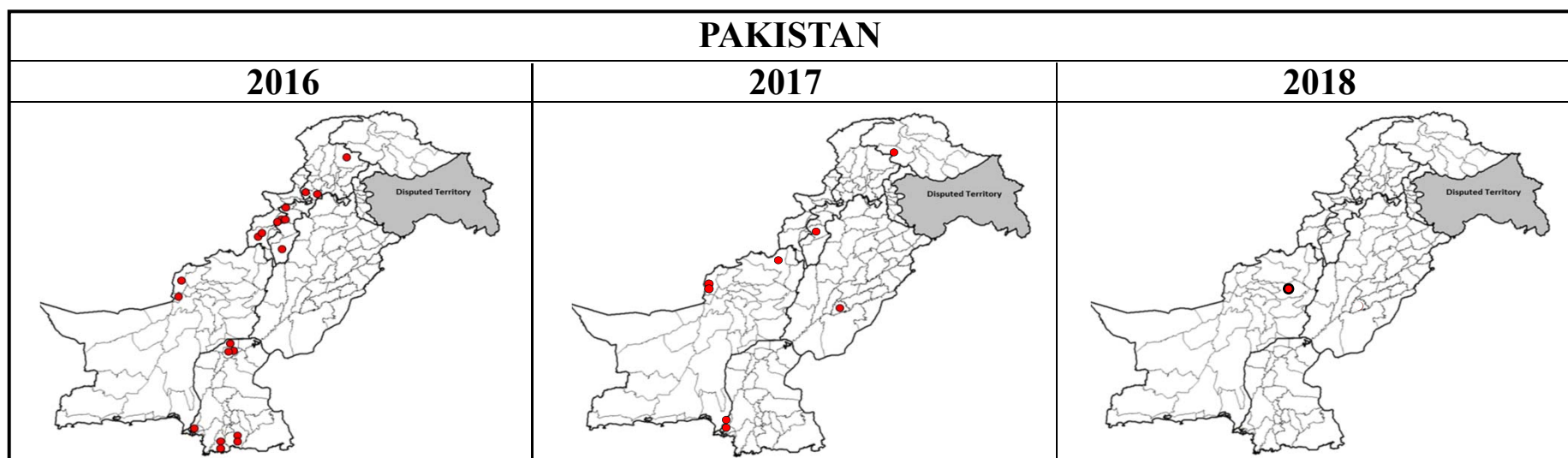
# Map 4.2: Monthly Comparison of Polio Cases/Isolates 2015-2017\*



\* Afp.rec Data as of 21-05-2018

# Table 5: Polio Eradication Update, Pakistan 2015-2018\*

Province/Region	Polio 1			
	2015	2016	2017	2018
FATA	16	02	-	-
KP	17	08	01	-
SINDH	12	08	02	-
PUNJAB	02	-	01	-
BALUCHISTAN	07	02	03	01
AJK	-	-	-	-
Gilgit-Baltistan	-	-	01	-
ISLAMABAD	-	-	-	-
<b>PAKISTAN</b>	<b>54</b>	<b>20</b>	<b>08</b>	<b>01</b>



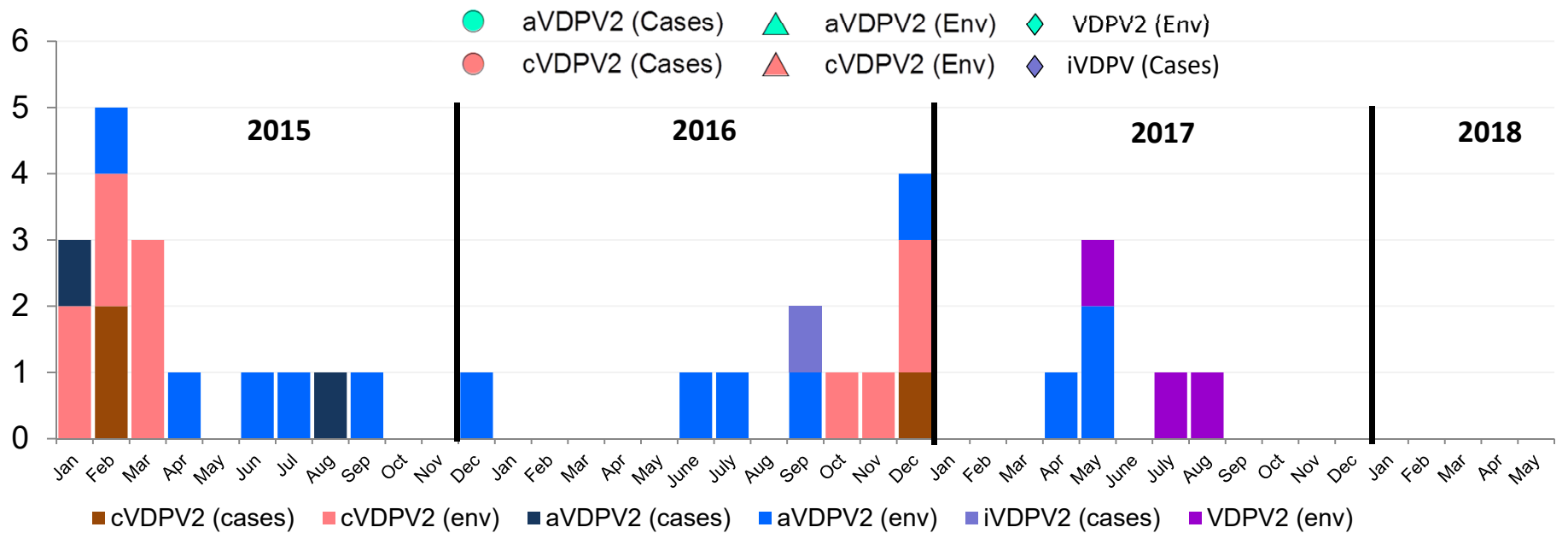
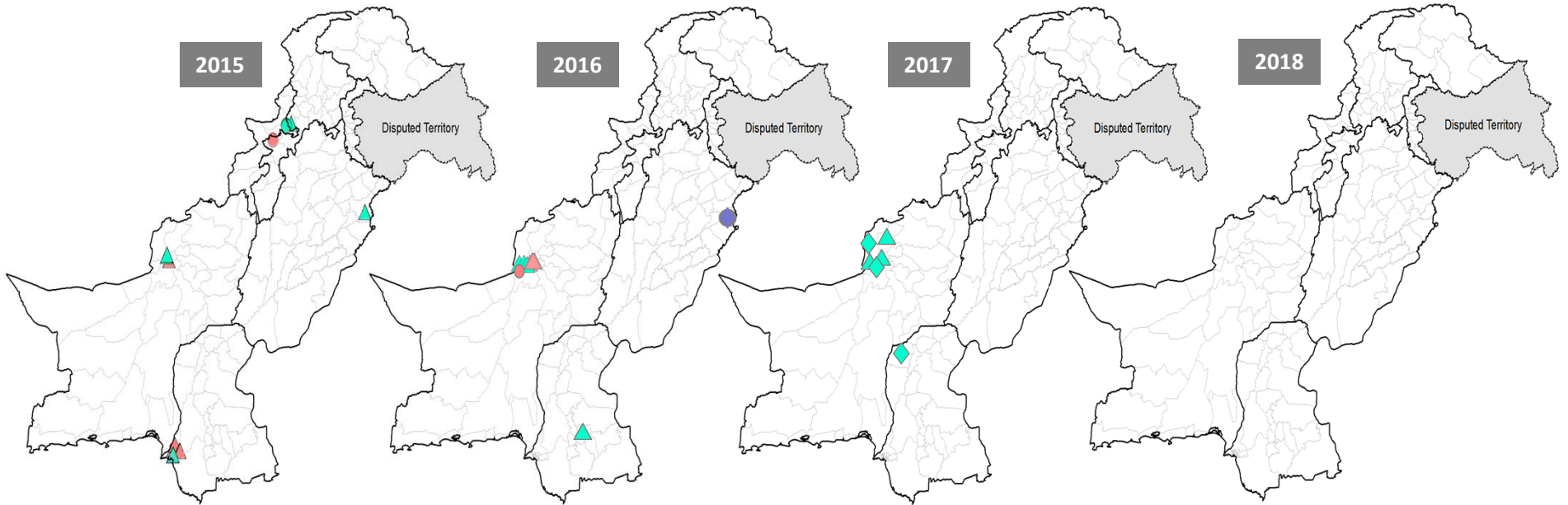
\* Afp.rec Data as of 21-05-2018

# VDPV2 isolates, 2014 to 2018\*

DISTRICT	2014				2015				2016					2017					2018			
	aVDPV-2		cVDPV-2		aVDPV-2		cVDPV-2		aVDPV-2		iVDPV-2		cVDPV-2		VDPV2		aVDPV-2		cVDPV-2			
	Cases	Env	Cases	Env	Cases	Env	Cases	Env	Cases	Env	Cases	Env	Cases	Env	Env	Cases	Env	Cases	Env			
JAFARABAD																						
MASTUNG																						
PISHIN														1								
QUETTA					2		1			3			1	4		2				1		
KABDULAH																				1		
<b>BALOCHISTAN</b>					<b>2</b>		<b>1</b>			<b>3</b>			<b>1</b>	<b>4</b>		<b>3</b>				<b>2</b>		
FR BANNU				8																		
KHYBER	1		2		1		1															
MOHMAND																						
WAZIR-N	2		7																			
WAZIR-S	1																					
<b>FATA</b>	<b>4</b>		<b>17</b>		<b>1</b>		<b>1</b>															
BANNU			1																			
HANGU							1															
LAKKIMRWT			1																			
PESHAWAR			1				1															
<b>KPAKHTUNKHWA</b>			<b>3</b>		<b>1</b>		<b>1</b>															
LAHORE	1				1					1												
<b>PUNJAB</b>	<b>1</b>				<b>1</b>					<b>1</b>												
KAMBAR																				1		
KHIGADAP		2	1	7				6														
KHIGIQBAL		1					2															
KHIGULBERG					1																	
HYDERABAD										1												
<b>SINDH</b>	<b>3</b>	<b>1</b>	<b>7</b>		<b>1</b>	<b>2</b>	<b>6</b>			<b>1</b>										<b>1</b>		
<b>PAKISTAN</b>	<b>5</b>	<b>3</b>	<b>21</b>	<b>7</b>	<b>2</b>	<b>6</b>	<b>2</b>	<b>7</b>		<b>4</b>	<b>1</b>		<b>1</b>	<b>4</b>		<b>3</b>				<b>3</b>		



# VDPV isolates (Cases + ES), 2015 – 2018\*



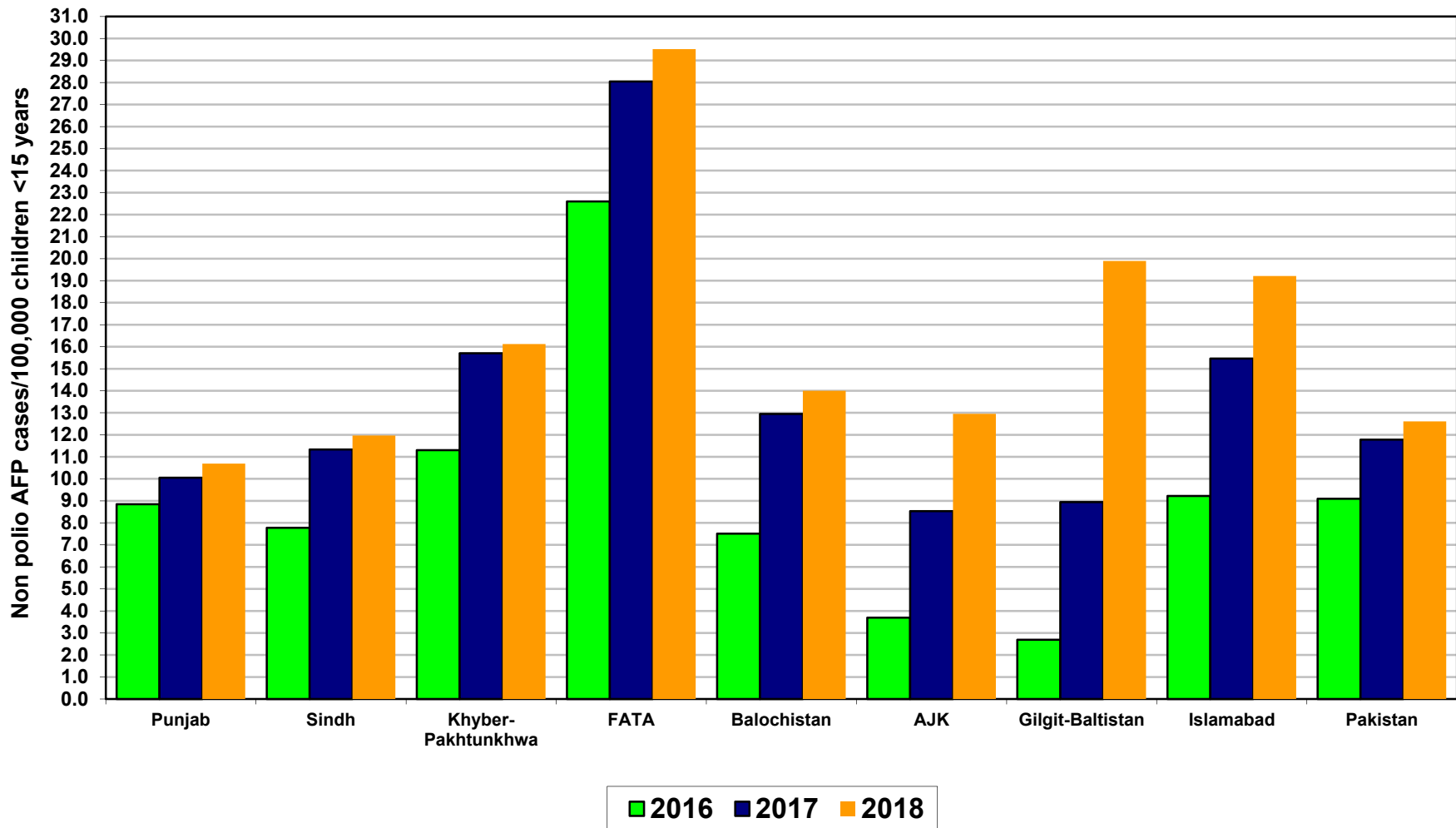
\* Afp.rec Data as of 21-05-2018

**Table 6: Vaccination status of non polio AFP cases age 6-59 months 2016-2018\***

REGION	0 dose			1-2 doses			3 doses			4-6 doses			7+ doses		
	16	17	18	16	17	18	16	17	18	16	17	18	16	17	18
Central Punjab	0%	0%	0%	0%	0%	0%	1%	1%	2%	3%	3%	1%	97%	96%	97%
North Punjab	0%	0%	0%	0%	0%	1%	0%	1%	1%	2%	2%	1%	98%	97%	97%
South Punjab	0%	0%	0%	0%	0%	0%	0%	0%	0%	2%	2%	1%	98%	98%	98%
<b>PUNJAB</b>	<b>0%</b>	<b>0%</b>	<b>0%</b>	<b>0%</b>	<b>0%</b>	<b>0%</b>	<b>0%</b>	<b>1%</b>	<b>1%</b>	<b>2%</b>	<b>2%</b>	<b>1%</b>	<b>97%</b>	<b>97%</b>	<b>97%</b>
Karachi	0%	1%	0%	1%	1%	1%	1%	1%	2%	5%	7%	4%	93%	91%	93%
North Sindh	0%	0%	0%	0%	0%	0%	0%	0%	0%	5%	3%	2%	94%	97%	98%
South Sindh	0%	0%	1%	1%	0%	0%	1%	1%	1%	6%	4%	1%	92%	95%	98%
<b>SINDH</b>	<b>0%</b>	<b>0%</b>	<b>0%</b>	<b>1%</b>	<b>0%</b>	<b>0%</b>	<b>1%</b>	<b>0%</b>	<b>1%</b>	<b>5%</b>	<b>4%</b>	<b>2%</b>	<b>93%</b>	<b>95%</b>	<b>97%</b>
Central Khyber Pakhtunkhwa	0%	0%	0%	0%	1%	0%	0%	0%	0%	1%	1%	2%	99%	98%	98%
North Khyber Pakhtunkhwa	1%	0%	0%	1%	1%	0%	0%	1%	1%	2%	3%	2%	96%	94%	98%
South Khyber Pakhtunkhwa	0%	0%	1%	1%	2%	0%	1%	2%	0%	1%	4%	2%	96%	92%	97%
<b>Khyber Pakhtunkhwa</b>	<b>0%</b>	<b>0%</b>	<b>0%</b>	<b>1%</b>	<b>1%</b>	<b>0%</b>	<b>0%</b>	<b>1%</b>	<b>0%</b>	<b>1%</b>	<b>3%</b>	<b>2%</b>	<b>97%</b>	<b>95%</b>	<b>97%</b>
<b>FATA</b>	<b>0%</b>	<b>0%</b>	<b>0%</b>	<b>2%</b>	<b>0%</b>	<b>1%</b>	<b>1%</b>	<b>1%</b>	<b>1%</b>	<b>10%</b>	<b>8%</b>	<b>5%</b>	<b>88%</b>	<b>91%</b>	<b>94%</b>
Rest of Balochistan	7%	3%	0%	7%	9%	5%	2%	4%	0%	23%	13%	16%	62%	71%	80%
North Balochistan	0%	4%	0%	3%	6%	4%	3%	2%	0%	10%	10%	8%	83%	78%	88%
Quetta Block	1%	0%	2%	1%	1%	0%	4%	0%	0%	10%	7%	0%	83%	92%	98%
<b>BALUCHISTAN</b>	<b>2%</b>	<b>2%</b>	<b>1%</b>	<b>3%</b>	<b>4%</b>	<b>2%</b>	<b>3%</b>	<b>3%</b>	<b>0%</b>	<b>13%</b>	<b>10%</b>	<b>9%</b>	<b>80%</b>	<b>82%</b>	<b>88%</b>
<b>PAKISTAN</b>	<b>0%</b>	<b>0%</b>	<b>0%</b>	<b>1%</b>	<b>1%</b>	<b>0%</b>	<b>1%</b>	<b>1%</b>	<b>1%</b>	<b>4%</b>	<b>4%</b>	<b>2%</b>	<b>95%</b>	<b>95%</b>	<b>96%</b>

\* Afp.rec Data as of 21-05-2018

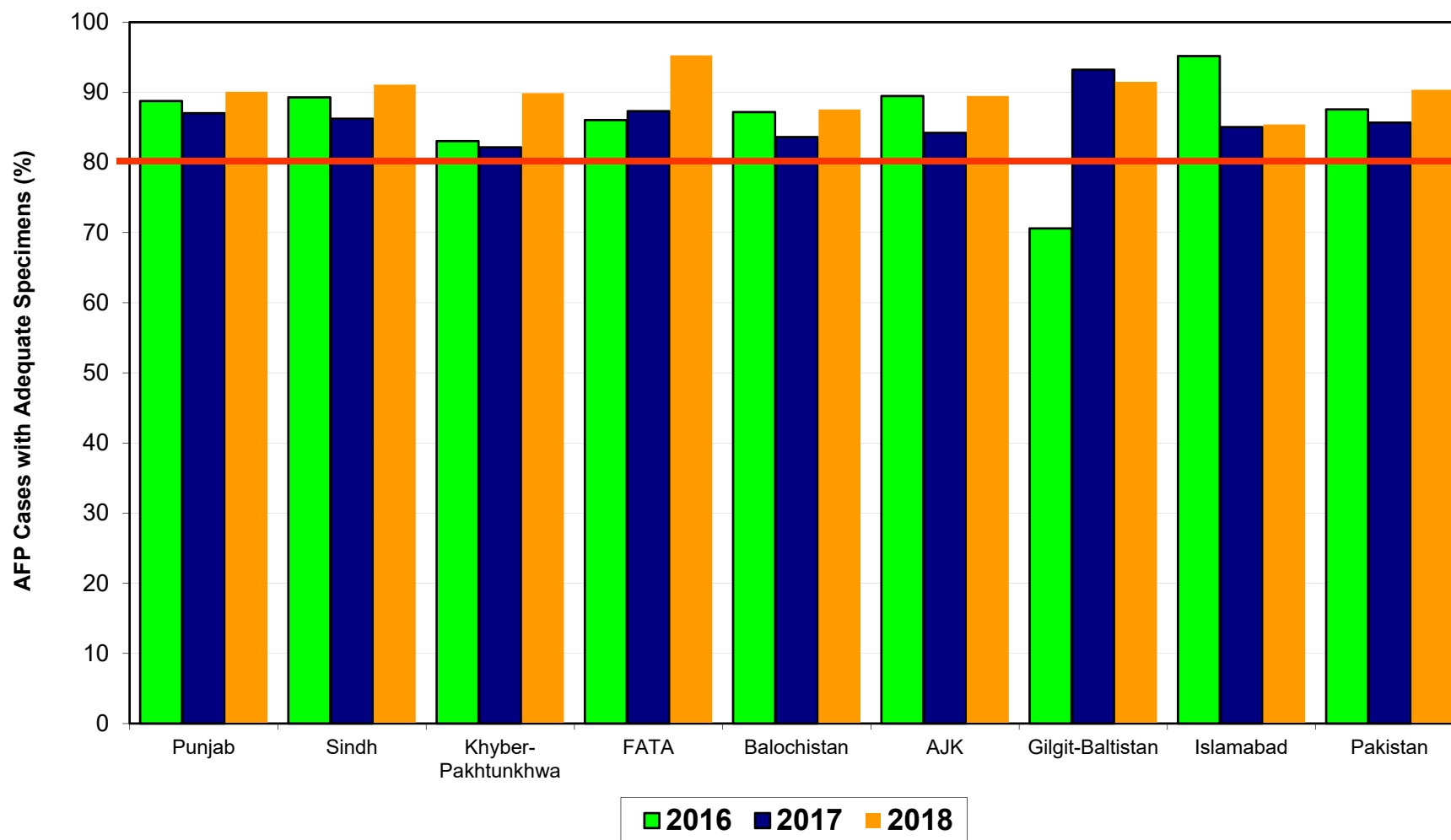
# Non Polio AFP Rate By Province/Regions, 2016-2018\*



Minimum Target Non-Polio AFP Rate for Tier-1 and Tier-2 districts is 6/100000 < 15 years of the age  
 Minimum Target Non-Polio AFP Rate for Tier-3 and Tier-4 districts is 3/100000 < 15 years of the age

\* Afp.rec Data as of 21-05-2018

## Percent AFP Cases with Adequate Specimens By Province/Regions, 2016-2018\*

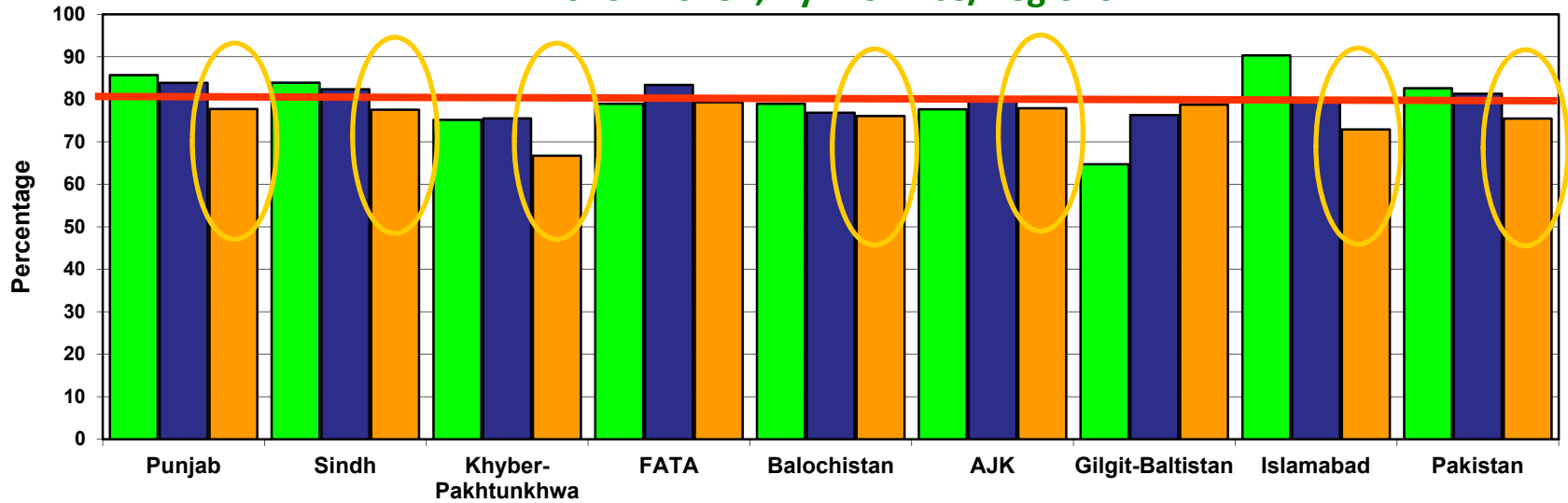


\* Afp.rec Data as of 21-05-2018

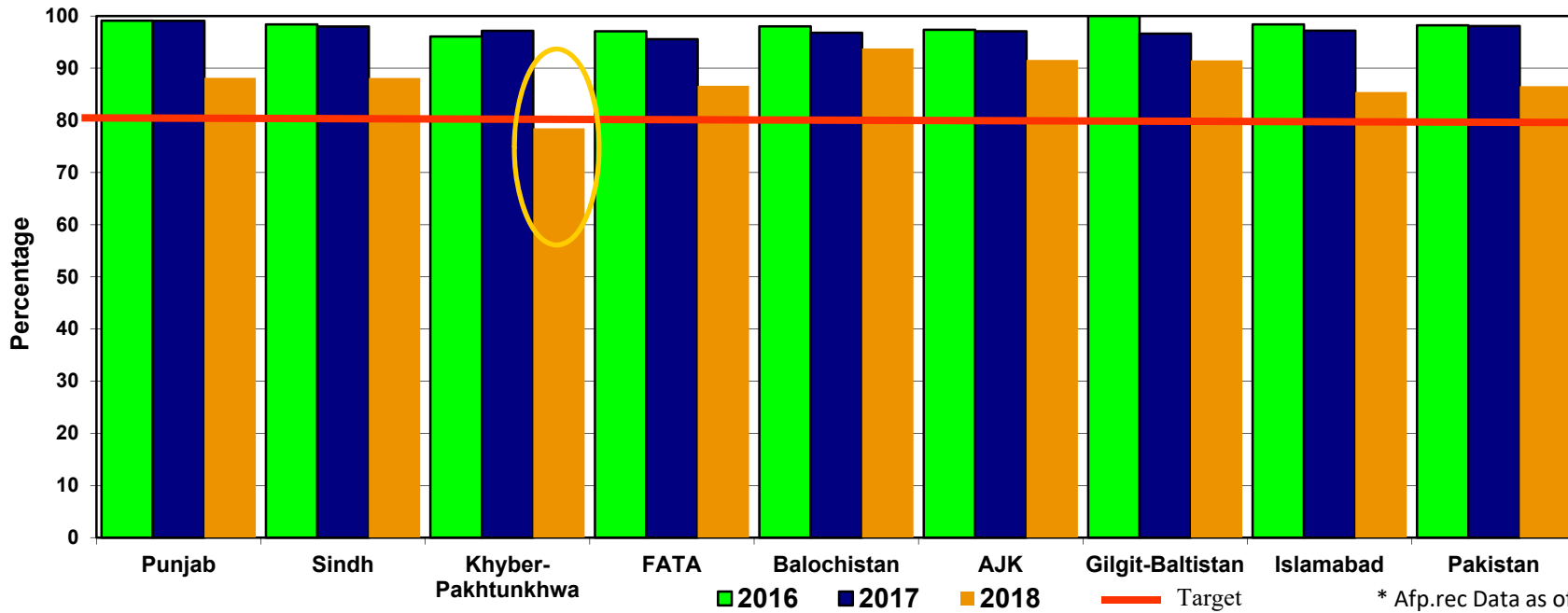
— Target Adequate Sample cases = 80%



**Graph 5: Percent AFP Cases Notified within 07 days of paralysis onset  
2016 - 2018\*; By Province/Regions**



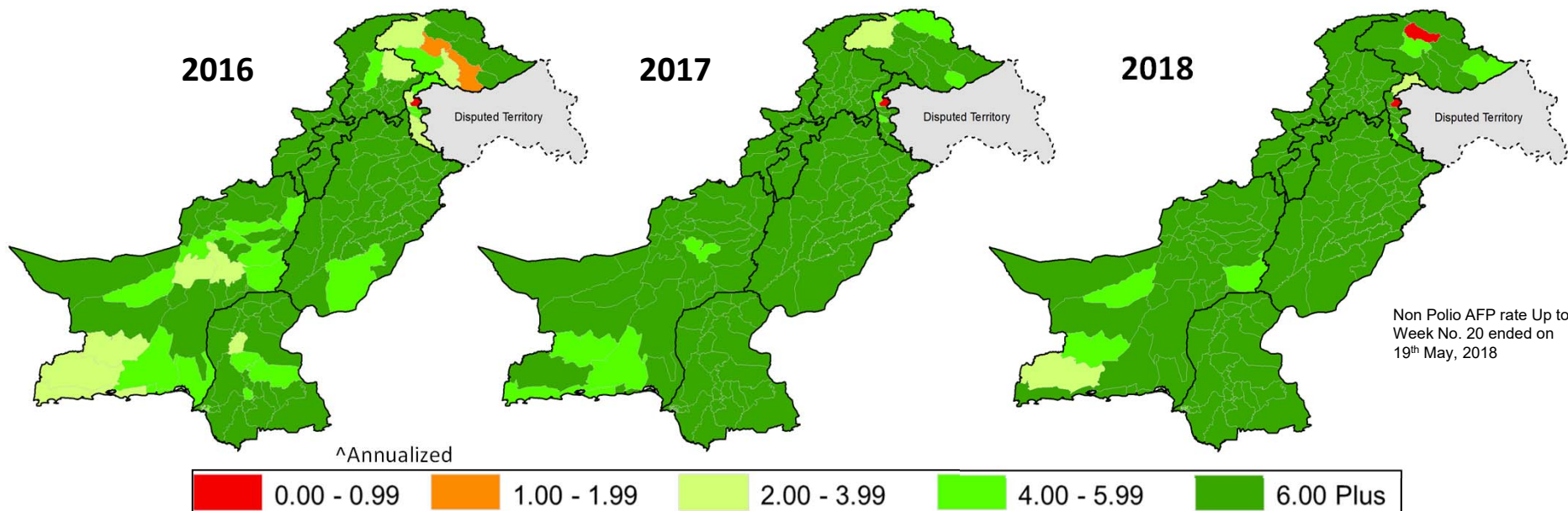
**Graph 6: Percent AFP Cases Investigated within 48 hours of notification  
2016 ~ 2018\*; By Province/Regions**



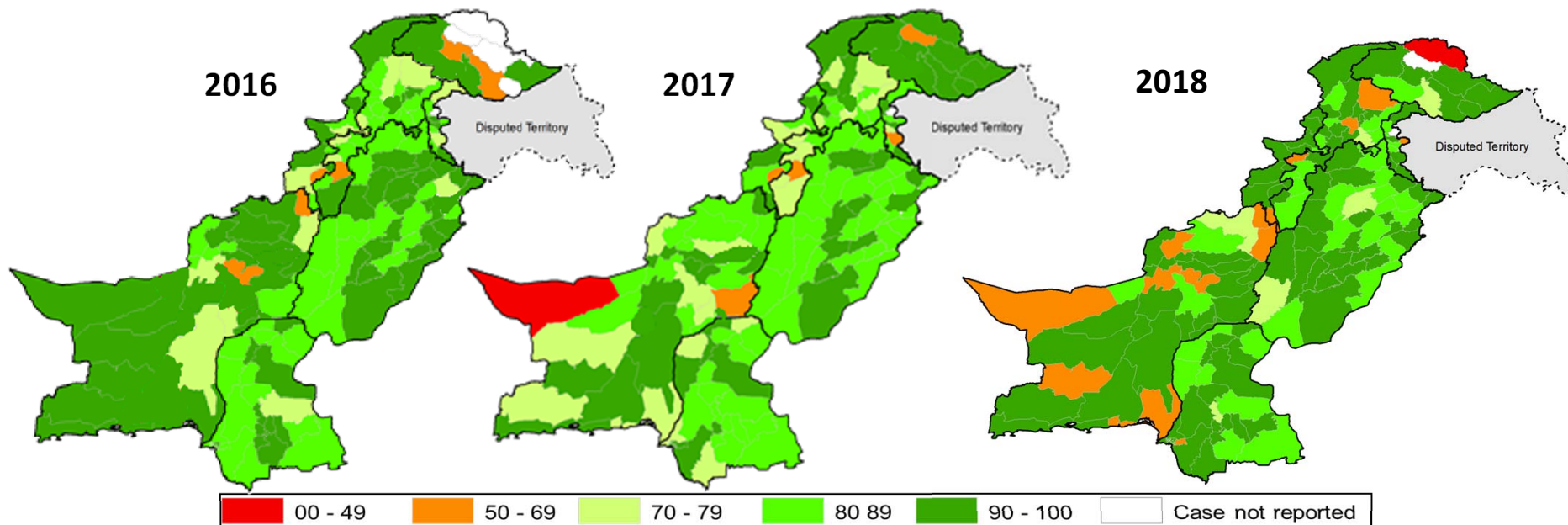
2016 2017 2018 Target

\* Afp.rec Data as of 21-05-2018

## Non-Polio ^ AFP Rate by District



## Percent AFP Cases with Adequate Specimens, by District



**Table 7.3: AFP CASES PENDING FOR CLASSIFICATION  
WITH DATE OF ONSET MORE THAN 90 DAYS\* 2017**

S. No	DISTRICT	TEHSIL	EPID	SEX	AGE	DONSET	DOSE€	DSTOOL1	DSTOOL2	LAB	FEVER	ASYM	PROG	FUP	PEND (DAYS)
1	KOHAT	KOHAT	KP/50/17/054	M	72	28-10-17	3	LATE NOTIFIED			Y	N	N	Y	205
2	PESHAWAR	PESHAWAR	KP/30/17/284	F	5	10-10-17	6	LATE NOTIFIED			N	Y	N	Y	223
3	NEELUM	SHARDA	AJ/80/17/004	F	18	05-09-17	5	30-10-17	31-10-17	NVI	N	N	Y	Y	258
4	ICT	ICT	IB/02/17/065	M	46	04-11-17	7+	29-12-17	30-12-17	VACC	Y	N	Y	Y	198

\* Afp.rec Data as of 21-05-2018

€ Based on recall of parents

60 days Follow-up not done

FUP = Residual Weakness at 60 days follow up.

**Table 7.4: AFP CASES PENDING FOR CLASSIFICATION  
WITH DATE OF ONSET MORE THAN 90 DAYS\* 2018 Page (1/3)**

S. No	DISTRICT	TEHSIL	EPID	SEX	AGE	DONSET	DOSESE	DSTOOL1	DSTOOL2	LAB	FEVER	ASVM	PROG	FUP	PEND (DAYS)
1	BUNER	BUNER	KP/22/18/012	M	36	07-02-18	7+	06-04-18	07-04-18	NVI	UK	UK	UK		103
2	DIKHAN	DIKHAN	KP/60/18/017	F	30	16-02-18	7+	10-03-18	11-03-18	NVI	UK	UK	UK		94
3	JACOBABAD	JACOBABAD	SD/53/18/015	F	7	13-02-18	7+	09-03-18	11-03-18	NVI	UK	UK	UK		97
4	KOHISTAN	KOHISTAN	KP/13/18/002	M	121	29-01-18	7+	09-02-18	18-02-18	NVI	UK	UK	UK		112
5	LAKKIMRWT	LAKKIMRWT	KP/62/18/012	M	30	17-01-18	7+	18-02-18	19-02-18	VACC	UK	UK	UK		124
6	SHANGLA	SHANGLA	KP/26/18/008	M	73	25-01-18	7+	27-02-18	01-03-18	NVI	UK	UK	UK		116
7	BAHAWALPUR	YAZMAN	PB/71/18/025	M	30	19-02-18	7+				Y	N	Y	DIED	91
8	BAHAWALPUR	BWP SADAR	PB/71/18/027	M	39	30-01-18	7+	DIED BEFORE STOOL			N	Y	Y	DIED	111
9	BAHWLNAGAR	MINCHANABA	PB/73/18/001	M	36	05-01-18	7+				N	N	Y	DIED	136
10	BAHWLNAGAR	MINCHANABA	PB/73/18/012	M	84	04-02-18	7+				Y	Y	Y	DIED	106
11	BAHWLNAGAR	BAHAWALNAGAR	PB/73/18/025	M	14	05-02-18	7+	LATE NOTIFIED			Y	Y	Y	Y	105
12	DGKHAN	DG KHAN	PB/81/18/022	M	96	27-01-18	7+	18-02-18	20-02-18	NVI	Y	Y	Y	Y	114
13	DGKHAN	DG KHAN	PB/81/18/023	F	5	09-02-18	6	25-02-18	27-02-18	NVI	Y	Y	Y	Y	101
14	DGKHAN	DG KHAN	PB/81/18/029	M	13	22-01-18	7+	24-02-18	25-02-18	NVI	N	Y	Y	Y	119
15	DGKHAN	DG KHAN	PB/81/18/040	F	7	02-01-18	7+	02-03-18	04-03-18	NVI	N	N	Y	Y	139
16	FAISALABAD	JARANWALA	PB/51/18/040	F	8	18-02-18	7+	12-03-18	13-03-18	NVI	N	Y	Y		92
17	FAISALABAD	FSD CITY	PB/51/18/046	M	48	28-01-18	7+	17-03-18	19-03-18	NVI	N	Y	Y		113
18	GUJRANWALA	WAZIRABAD TOWN	PB/21/18/025	F	17	17-01-18	7+	17-02-18	18-02-18	NVI	Y	N	Y	DIED	124
19	GUJRANWALA	Q.D SING TOWN	PB/21/18/030	M	107	08-02-18	7+	27-02-18	01-03-18	NVI	UK	UK	UK		102
20	KASUR	PATTOKI	PB/32/18/029	M	27	12-02-18	7+	09-04-18	11-04-18	NVI	Y	Y	Y		98
21	LAHORE	SHALIMAR TOWN	PB/31/18/050	F	72	04-02-18	7+	28-02-18	01-03-18	NVI	N	Y	Y	Y	106
22	LODHRAN	LODHRAN	PB/64/18/009	F	35	07-01-18	7+	03-02-18	04-02-18	NVI	Y	Y	Y	Y	134
23	MULTAN	MULTAN RURAL	PB/61/18/027	F	12	17-02-18	7+	15-03-18	16-03-18	NVI	Y	Y	Y	Y	93
24	OKARA	DEPALPUR	PB/34/18/015	F	3	03-02-18	3	20-02-18	22-02-18	NVI	N	N	N	Y	107
25	OKARA	DEPALPUR	PB/34/18/028	M	156	13-01-18	7+				N	N	Y	Y	128
26	OKARA	DEPALPUR	PB/34/18/029	M	18	12-01-18	7+	LATE NOTIFIED			N	Y	Y	Y	129
27	RAJANPUR	RAJAN PUR	PB/82/18/006	M	48	23-01-18	7+	DIED BEFORE STOOL			N	N	Y	DIED	118
28	RAJANPUR	RAJAN PUR	PB/82/18/011	M	33	05-02-18	7+	08-02-18	08-02-18	NVI	Y	Y	Y	Y	105
29	RAJANPUR	ROJHAN	PB/82/18/010	M	115	29-01-18	7+	13-02-18	14-02-18	NVI	Y	Y	Y	Y	112
30	RAJANPUR	JAM PUR	PB/82/18/015	M	72	17-02-18	7+	20-02-18		NVI	Y	N	Y	DIED	93
31	RAJANPUR	RAJAN PUR	PB/82/18/016	F	25	04-02-18	7+	20-02-18	21-02-18	VACC	Y	Y	Y	Y	106
32	RAJANPUR	JAM PUR	PB/82/18/021	M	7	10-02-18	1	27-02-18	28-02-18	VACC	Y	Y	Y	Y	100
33	RAJANPUR	RAJAN PUR	PB/82/18/025	F	60	05-02-18	7+	09-03-18	10-03-18	NVI	N	N	Y	Y	105
34	RYKHAN	RAHIMYAR KHAN	PB/72/18/034	F	30	02-02-18	7+	20-02-18	22-02-18	NVI	Y	Y	Y	Y	108
35	RYKHAN	KHANPUR	PB/72/18/060	M	72	07-01-18	7+	10-03-18	11-03-18	NVI	N	Y	Y	Y	134
36	SARGODHA	SAHIWAL	PB/41/18/006	M	144	05-01-18	7+	10-02-18	11-02-18	NVI	N	Y	Y	Y	136
37	SARGODHA	SHAHPUR	PB/41/18/008	M	22	12-01-18	7+	13-02-18	14-02-18	NVI	Y	Y	Y	Y	129
38	SARGODHA	SARGODHA	PB/41/18/018	F	120	14-02-18	7+	05-03-18	07-03-18	NVI	Y	N	Y	DIED	96
39	SARGODHA	SILANWALI	PB/41/18/025	M	24	08-02-18	7+	27-03-18	28-03-18	NVI	Y	Y	Y	Y	102
40	SHEIKHUPURA	FEROZEWALA	PB/33/18/028	F	34	16-01-18	7+	24-02-18	25-02-18	NVI	N	N	Y	Y	125
41	VEHARI	VEHARI	PB/63/18/016	M	72	17-02-18	7+	03-03-18	07-03-18	NVI	N	N	Y	Y	93
42	VEHARI	BUREWALA	PB/63/18/019	M	48	10-02-18	7+	17-03-18	19-03-18	NVI	UK	UK	UK	Y	100

\* Afp.rec Data as of 21-05-2018

€ Based on recall of parents

60 days Follow-up not done

FUP = Residual Weakness at 60 days follow up.

**Table 7.4: AFP CASES PENDING FOR CLASSIFICATION  
WITH DATE OF ONSET MORE THAN 90 DAYS\* 2018 Page (2/3)**

S. No	DISTRICT	TEHSIL	EPID	SEX	AGE	DONSET	DOSESE	DSTOOL1	DSTOOL2	LAB	FEVER	ASVM	PROG	FUP	PEND (DAYS)
43	BADIN	GOLARCHI	SD/23/18/015	F	48	03-01-18	7+	LATE NOTIFIED			Y	Y	Y	Y	138
44	DADU	DADU	SD/24/18/010	F	48	08-01-18	7+	06-02-18	07-02-18	EV	Y	Y	Y		133
45	DADU	MEHAR	SD/24/18/014	F	18	01-02-18	7+	17-02-18	18-02-18	EV	Y	Y	Y		109
46	GHOTKI	UBAURO	SD/42/18/012	F	60	02-02-18	7+	DIED BEFORE STOOL			Y	Y	Y	DIED	108
47	GHOTKI	GHOTKI	SD/42/18/014	F	120	27-01-18	7+	17-02-18	18-02-18	NVI	Y	N	UK	Y	114
48	JACOBABAD	THULL	SD/53/18/012	F	54	25-01-18	7+	16-02-18	18-02-18	EV	Y	Y	Y		116
49	KAMBAR	SJAWAL	SD/55/18/002	F	54	07-01-18	7+	23-01-18	24-01-18	NVI	Y	Y	Y	Y	134
50	KAMBAR	MIRO KHAN	SD/55/18/014	F	13	16-02-18	7+	LATE NOTIFIED			Y	N	N		94
51	KAMBAR	QUBO SAEED KHAN	SD/55/18/018	F	12	01-02-18	7+	19-03-18	20-03-18	EV	Y	N	Y		109
52	KHAIRPUR	MEHAR MIR WAH	SD/43/18/024	M	30	20-01-18	7+	16-02-18	17-02-18	EV	N	Y	Y	Y	121
53	KHIGADAP	GADAP	SD/63/18/014	M	21	06-01-18	7+	LATE NOTIFIED			Y	Y	UK	Y	135
54	KHIKORANGI	KORANGI	SD/68/18/009	M	36	16-02-18	7+	LATE NOTIFIED			Y	Y	Y		94
55	KHILAYARI	LAYARI	SD/71/18/002	F	6	09-02-18	7+	DIED BEFORE STOOL			N	N	UK	DIED	101
56	MIRPURKHAS	KOT GHULAM MOHD.	SD/31/18/006	M	84	06-02-18	7+	LATE NOTIFIED			Y	N	Y		104
57	MIRPURKHAS	MIRPURKHAS	SD/31/18/015	F	30	14-02-18	7+	31-03-18	02-04-18	EV	Y	Y	Y		96
58	NFEROZ	MORO	SD/45/18/005	M	84	02-01-18	7+	17-01-18	18-01-18	EV	Y	N	Y		139
59	SUJAWAL	SUJAWAL	SD/79/18/003	M	36	06-01-18	7+	11-01-18		NVI	Y	N	Y	DIED	135
60	THATTA	THATTA	SD/22/18/010	M	86	15-02-18	7+	26-02-18	02-03-18	NVI	Y	N	UK	Y	95
61	UMERKOT	UMERKOT	SD/34/18/008	M	48	25-01-18	7+	DIED BEFORE STOOL			Y	N	Y	DIED	116
62	DIKHAN	DERA ISMAIL KHAN	KP/60/18/012	M	48	10-02-18	7+	02-03-18	03-03-18	NVI	N	N	Y	Y	100
63	HANGU	THALL	KP/54/18/008	M	4	02-02-18	5	17-03-18	18-03-18	VACC	Y	Y	Y	Y	108
64	HANGU	THALL	KP/54/18/012	M	30	18-02-18	7+	31-03-18	01-04-18	VACC	N	N	Y		92
65	HARIPUR	HARIPUR	KP/12/18/004	F	89	20-01-18	7+	31-01-18	06-02-18	NVI	Y	N	Y		121
66	KOHAT	KOHAT	KP/50/18/012	F	21	26-01-18	7+	02-02-18	02-02-18	NVI	UK	Y	Y	DIED	115
67	LAKKIMRWT	SERAI NAURANG	KP/62/18/009	M	12	29-01-18	7+	LATE NOTIFIED			Y	Y	Y		112
68	LAKKIMRWT	SERAI NAURANG	KP/62/18/017	F	84	01-01-18	7+	LATE NOTIFIED			N	Y	N	Y	140
69	MANSEHRA	MANSEHRA	KP/14/18/004	F	95	07-02-18	7+	DIED BEFORE STOOL			Y	N	Y	DIED	103
70	MARDAN	MARDAN	KP/40/18/036	M	6	04-02-18	7+	08-03-18	09-03-18	VACC	N	Y	Y		106
71	MARDAN	MARDAN	KP/40/18/041	M	36	29-01-18	7+	15-03-18	16-03-18	NVI	Y	N	Y	DIED	112
72	MARDAN	MARDAN	KP/40/18/045	M	27	05-02-18	7+	19-03-18	21-03-18	NVI	Y	Y	UK	Y	105
73	PESHAWAR	PESHAWAR	KP/30/18/011	M	29	15-01-18	7+	DIED BEFORE STOOL			Y	N	Y	DIED	126
74	PESHAWAR	PESHAWAR	KP/30/18/017	F	96	22-01-18	7+	06-02-18	06-02-18	NVI	Y	N	N	Y	119
75	PESHAWAR	PESHAWAR	KP/30/18/029	M	36	21-01-18	7+	11-02-18	12-02-18	VACC	Y	Y	Y		120
76	PESHAWAR	PESHAWAR	KP/30/18/046	F	24	21-01-18	7+	20-02-18	21-02-18	NVI	Y	Y	Y	Y	120
77	PESHAWAR	PESHAWAR	KP/30/18/047	M	144	12-01-18	7+	23-02-18	24-02-18	NVI	N	Y	Y	Y	129
78	PESHAWAR	PESHAWAR	KP/30/18/064	M	36	06-02-18	7+	18-03-18	19-03-18	VACC	Y	Y	Y	Y	104
79	PESHAWAR	PESHAWAR	KP/30/18/074	F	98	06-02-18	7+	22-03-18	26-03-18	EV	N	Y	Y	Y	104
80	SHANGLA	ALPURI	KP/26/18/017	F	45	10-01-18	7+	LATE NOTIFIED			Y	Y	Y	Y	131
81	TORGHAR	JUDBAH	KP/15/18/004	M	132	02-01-18	7+	LATE NOTIFIED			Y	Y	UK	Y	139
82	BOLAN	MACH	BN/42/18/002	M	48	28-01-18	7+	LATE NOTIFIED			UK	Y	Y	DIED	113
83	CHAGHAI	CHAGAI	BN/13/18/003	F	48	13-02-18	6	DIED BEFORE STOOL			N	N	Y	DIED	97
84	KABDULAH	CHAMAN	BN/14/18/005	F	12	07-02-18	7+	LATE NOTIFIED			Y	N	Y	DIED	103

\* Afp.rec Data as of 21-05-2018

€ Based on recall of parents

60 days Follow-up not done

FUP = Residual Weakness at 60 days follow up.

**Table 7.4: AFP CASES PENDING FOR CLASSIFICATION  
WITH DATE OF ONSET MORE THAN 90 DAYS\* 2018 Page (3/3)**

S. No	DISTRICT	TEHSIL	EPID	SEX	AGE	DONSET	DOSESE	DSTOOL1	DSTOOL2	LAB	FEVER	ASYM	PROG	FUP	PEND (DAYS)
85	LASBELA	SONMIANI	BN/55/18/002	F	45	05-01-18	7+	04-02-18	05-02-18	NVI	Y	N	Y	Y	136
86	MUSAKHEL	SADDAR	BN/24/18/002	F	48	05-01-18	7+	21-02-18	22-02-18	VACC	N	Y	N	Y	136
87	NOSHKI	NOSHKI	BN/15/18/003	M	19	10-02-18	7+	DIED BEFORE STOOL			Y	N	Y	DIED	100
88	PISHIN	PISHIN	BN/12/18/006	F	42	11-01-18	7+	01-02-18	04-02-18	NVI	Y	N	Y	Y	130
89	PISHIN	PISHIN	BN/12/18/013	F	84	05-01-18	7+	LATE NOTIFIED			Y	N	Y	DIED	136
90	QUETTA	ZARGHOON TOWN	BN/11/18/006	F	59	27-01-18	7+	04-02-18		NVI	N	N	Y	DIED	114
91	SHARANI	SHARANI	BN/26/18/002	M	155	16-02-18	7+	09-03-18	14-03-18	NVI	Y	Y	N	Y	94
92	SIBI	SIBI	BN/31/18/001	M	72	12-02-18	7+	18-03-18	19-03-18	VACC	UK	UK	Y		98
93	BAGH	BAGH	AJ/50/18/004	F	66	10-02-18	7+	21-02-18	26-02-18	NVI	N	Y	UK	Y	100
94	POONCH	ABBASPUR	AJ/40/18/007	M	24	20-01-18	7+	07-02-18	08-02-18	NVI	Y	Y	Y	Y	121
95	POONCH	HAJIRA	AJ/40/18/023	M	3	17-01-18	5	LATE NOTIFIED			N	Y	Y	Y	124
96	HUNZA	ALIABAD	GB/72/18/001	F	12	15-01-18	7+	04-03-18	05-03-18	NVI	UK	Y	UK		126
97	KHYBER	BARA	FT/34/18/031	M	10	15-02-18	7+	14-03-18	15-03-18	NVI	Y	Y	Y	Y	95
98	KHYBER	JAMRUD	FT/34/18/032	F	15	10-02-18	7+	18-03-18	19-03-18	NVI	N	Y	Y	Y	100
99	WAZIR-N	MIR ALI	FT/64/18/019	F	12	13-02-18	7+	DIED BEFORE STOOL			Y	N	Y	DIED	97

\* Afp.rec Data as of 21-05-2018

€ Based on recall of parents

60 days Follow-up not done

FUP = Residual Weakness at 60 days follow up.