



**World Health  
Organization**

**Weekly  
AFP Surveillance Update  
Pakistan**

**Week 19** (*Ended on 12<sup>th</sup> May, 2018*)

***National Surveillance Cell***

World Health Organization Country Office,  
Chak Shahzad, Park Road,  
Islamabad, Pakistan

Tel: +92-51 9255123 / 9255282 /9255184


AFP Surveillance



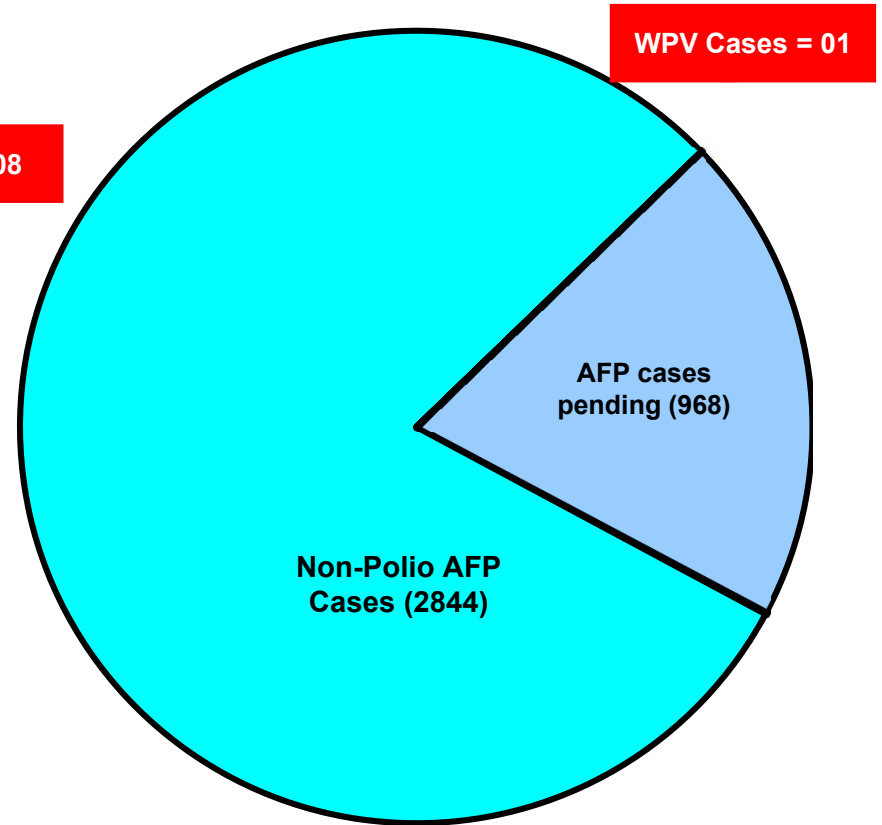
<http://www.emro.who.int/pak/information-resources>

# AFP Case Profile, 2017-2018\*

2017



2018



**Total AFP Cases Reported = 10315**

**^ 06 Inadequate cases not due for FUP**

**^ 06 AFP Cases pending for classification by ERC**

**Total AFP Cases Reported = 3813**

**^ 188 Inadequate cases not due for FUP**

**^ 780 AFP Cases pending in Lab**

**^82 AFP Cases pending for classification by ERC**

\* Afp.rec Data as of 14-05-2018

## Table 1.1: List of Confirmed Polio Cases, Pakistan 2017-2018\* (1/1)

S.NO.	PROVINCE/ REGION	DISTRICT	TEHSIL	EPID NO.	SEX	AGE (m)	DATE ONSET OF PARALYSIS	NO. OPV DOSES (based on parents recall)		FEVER	Asymmetric Paralysis	Rapid Progression	REFUSAL	WPV TYPE	GENETICS
								Routine	SIA's						Cluster
01	PUNJAB	LODHRAN	DUNYAPUR	PB/64/17/008	M	4	28-Jan-17	2	5	Y	Y	Y	N	NSL1	R4B1C2
02	GBALTISTAN	DIAMIR	THORE HUDUR	GB/31/17/002	M	12	13-Feb-17	0	0	Y	Y	Y	N	NSL1	R4B5C4
03	BALUCHISTAN	KABDULAH	CHAMAN	BN/14/17/024	M	18	11-June-17	0	3	Y	Y	Y	N	NSL1	R4B5C3
04	SINDH	KHGIQBAL	G-IQBAL	SD/65/17/018	M	7	11-Aug-17	3	1	Y	N	Y	N	NSL1	R4B5C4
05	KPAKHTUNKHWA	LAKKIMRWT	LAKKIMRWT	KP/62/17/025	F	24	21-Aug-17	3	7+	Y	Y	Y	N	NSL1	R4B1C1
06	SINDH	KHIGADAP	GADAP	SD/63/17/051	M	5	09-Nov-17	0	3	Y	Y	Y	Y	NSL1	R4B5C4
07	BALUCHISTAN	ZHOB	ZHOB	BN/21/17/019	M	24	15-Nov-17	0	0	N	Y	N	Y	NSL1	R4B5C4
08	BALUCHISTAN	KABDULAH	GULISTAN	BN/14/17/045	M	12	13-Nov-17	0	0	Y	Y	Y	Y	NSL1	R4B5C4
<b>2018</b>															
01	BALUCHISTAN	DUKI	DUKI	BN/65/18/003	M	38	08-Mar-18	0	7+	Y	Y	Y	N	NSL1	R4B5C4

\* Afp.rec Data as of 14-05-2018

# Table 3: Urgent/ITD Pending Cases

Basic information										OPV doses			Urgent		Prov	Lab update			Remarks		
S.#	District	Tier	Tehsil	Union council	Epid number	Date of Onset	Age (M)	Sex	Date of 1st stool	Stool Adeq	RI	SIA1	Last 6 SIA1	Last dose	Field	NSC	Diagnosis	Lab No.	Days Inoc	Culture update	Remarks
<b>Isolates pending for ITSD</b>																					
1	GUJRANWALA *	4	#	#	PB/21/18/059-C3		24	F	24-Apr-18	-	-	-	14-Feb-18	N	-	-		4675		L20B+	
2	THATTA *	4	MIRPUR SAKRO	SUKHPUR	SD/22/18/016	22-Apr-18	24	F	26-Apr-18	Y	3	7+	6	20-Apr-18	N		HEMIPLEGIA	4741		L20B+	
<b>Reported urgent (by field / NSC criteria)</b>																					
3	DUKKI *		DUKKI	VIALLA DUKKI	BN/65/18/005	15-Apr-18	18	F	06-May-18	N	0	7	6	25-Apr-18	Y	Y	POLIOMYELITIS/GES	5111	6	UP	
4	SSIKANDARABAN *		SURAB	M/C SADDAR	BN/64/18/002	23-Apr-18	11	F	27-Apr-18	Y	0	6	6	09-Apr-18	N	Y	HYPOCALEMIA	4826		UP	
5	QUETTA	1	ZARGHOON TOWN	BALELFA	BN/11/18/024	23-Apr-18	18	F	25-Apr-18	Y	0	7	6	10-Apr-18	Y	Y	POLIOMYELITIS	4776	-13	UP	
6	DIKHAN	2	DIKHAN	YARAK	KP/60/18/028	17-Apr-18	10	M	19-Apr-18	Y	0	6	4	09-Apr-18	Y	Y	Suspected Poliomyelitis	4447	23	UP	
7	FAISALABAD	4	JARANWALA	UC 57	PB/51/18/076	10-Apr-18	4	M	19-Apr-18	Y	2	3	3	09-Apr-18	N	Y	TRAUMATIC NEURITIS	4449	21	UP	
8	GUJRANWALA *	4	#	#	PB/21/18/059	01-Apr-18	57	F	25-Apr-18	N	#	#		14-Feb-18	N	N	*	4672	16	UP	Index of C3
9	MIANWALI	4	EISAKHAIL	KHUGLAN WALA	PB/43/18/026	02-Apr-18	24	M	20-Apr-18	N	0	3	3	15-Feb-18	N	Y	RIGHT HEMIPLEGIA	4533	21	UP	
10	KHIBINQASIM *	4	BINQASIM	IBRAHIM	SD/62/18/005	22-Mar-18	13	F	05-May-18	N	0	6	6	21-Feb-17	N	Y	HEMIPLEGIA	5050		UP	
11	KHINNAZIM	4	NNAZIM	SAKHI HASSAN -	SD/74/18/013	20-Mar-18	22	M	19-Apr-18	N	2	4	1		N	Y	TRANSVERSE MYELITIS	4509	20	UP	REFUSAL
12	TALLAHYAR	4	TALUKA TANDO A. YAR	NASARPUR	SD/27/18/013	08-Apr-18	18	M	19-Apr-18	Y	0	6		17-Mar-18	N	Y	ENCEPHALITIS	4591	18	UP	

\* New addition   § New results   #Data not available   ¶ NSC Criteria = Fever, Rapid Progress, Age < 48 months and OPV Doses < 7   UP = Under process  
 Urgent (Field/NSC) / Inadequate specimens / Age 12-35 months / Zero OPV dose   ¶ Pending for genomic sequencing

# Point in time comparison of Polio Cases by Province/Region 2017 - 2018\*

Region/ Province	No. of polio cases		No. of infected districts/towns		Most recent polio case
	2017	2018	2017	2018	
Khyber Pakhtunkhwa	0	0	0	0	21-Aug-17
Sindh	0	0	0	0	09-Nov-17
Balochistan	0	1	0	1	08-Mar-18
G-Baltistan	1	0	1	0	13-Feb-17
Punjab	1	0	1	0	28-Jan-17
FATA / FR Areas	0	0	0	0	27-Jul -16
<b>Pakistan</b>	<b>2</b>	<b>1</b>	<b>2</b>	<b>1</b>	<b>08-Mar-18</b>

Seventeen additional district / town declared infected based on environmental samples in 2018

\* Afp.rec Data as of 14-05-2018



## Table 2: LAB Update 2017-2018\*

Month of Onset	AFP Cases	No virus isolated	Cases Under Process		Isolated Viruses from stools						
			Culture	ITD	Vaccine viruses		NPEV		Wild	Results within 14 days	
	n	n	n	n	n	%	n	%	n	n	%
January-17	754	597	0	0	56	7	100	13%	1	753	100%
February-17	772	621	0	0	43	6	107	14%	1	771	100%
March-17	825	634	0	0	55	7	136	16%	0	825	100%
April-17	822	589	0	0	45	5	188	23%	0	815	99%
May-17	906	681	0	0	51	6	174	19%	0	900	99%
June-17	669	460	0	0	17	3	191	29%	1	610	91%
July-17	892	572	0	0	23	3	297	33%	0	892	100%
August-17	853	542	0	0	20	2	289	34%	2	851	100%
September-17	854	501	0	0	68	8	285	33%	0	854	100%
October-17	885	604	0	0	56	6	225	25%	0	885	100%
November-17	819	516	0	0	62	8	238	29%	3	816	100%
December-17	913	712	0	0	57	6	139	15%	0	908	99%
<b>Total-2017</b>	<b>9964</b>	<b>7029</b>	<b>0</b>	<b>0</b>	<b>553</b>	<b>6</b>	<b>2369</b>	<b>24%</b>	<b>8</b>	<b>9880</b>	<b>99%</b>
January -18	1011	836	0	0	76	8	99	10%	0	1011	100%
February -18	898	718	1	0	73	8	106	12%	0	897	100%
March-2018	959	746	16	1	29	3	168	18%	1	943	98%
April-2018	867	279	513	1	19	2	64	7%	0	362	42%
May-2018	41	0	41	0	0	0	0	0%	0	0	0%
<b>Total-2018</b>	<b>3776</b>	<b>2579</b>	<b>571</b>	<b>2</b>	<b>197</b>	<b>5</b>	<b>437</b>	<b>12%</b>	<b>1</b>	<b>3213</b>	<b>85%</b>

\*Data as of 14-05-2018

## Comparison of Environmental Sampling Results, 2016-17\*

DISTRICT	2017					2018					Last
	TOTAL	WILD			TOTAL	WILD					
	n	GRAB	BMFS	TOTAL		n	GRAB	BMFS	TOTAL		
		n	n	n	%		n	n	n	%	
LAHORE	24			0	0%	20			0	0%	18-Dec-17
MULTAN	13	1		1	8%	11			0	0%	9-Jan-17
DGKHAN	13			0	0%	9		1	1	11%	12-Feb-18
RAWALPINDI	11	3	1	4	36%	8	1		1	13%	10-Jan-18
FAISALABAD	9			0	0%	8			0	0%	2-Jul-16
SARGODHA	4			0	0%	4			0	0%	
BAHAWALPUR	4			0	0%	3			0	0%	
RAJANPUR						4			0	0%	
CDA	5	4		4	80%	4	1		1	25%	10-Jan-18
KHIGIQBAL	11	2	1	3	27%	8			0	0%	10-Oct-17
KHIGADAP	15	6		6	40%	11	3		3	27%	5-Apr-18
KHIBALDIA	5			0	0%	4			0	0%	3-Nov-17
KHILANDHI	4	2		2	50%	4	2		2	50%	20-Apr-18
KHIKORANGI	4			0	0%	3			0	0%	16-Oct-17
KHISITE	5			0	0%	4	1		1	25%	1-Jan-18
KHISADDAR						3			0	0%	
KHILIAQAT						3	1		1	33%	7-Mar-18
SUKKUR	11	1		1	9%	9		1	1	11%	8-Feb-18
HYDERABAD	5			0	0%	4	1		1	25%	9-Feb-18
JACOBABAD	4			0	0%	6	1	1	2	33%	7-Mar-18
SANGHAR	5			0	0%	1			0	0%	
DADU	5			0	0%	4			0	0%	
KAMBAR	5			0	0%	4	1		1	25%	7-Apr-18
PESHAWAR	11	3	1	4	36%	9	3	1	4	44%	11-Apr-18
DIKHAN	10			0	0%	8			0	0%	16-Jul-16
BANNU	3			0	0%	4		1	1	25%	31-Mar-18
KOHAT	4			0	0%	4	2		2	50%	27-Mar-18
CHARSADA	4			0	0%	4			0	0%	
MARDAN	4			0	0%	4			0	0%	
NOWSHERA	4			0	0%	3			0	0%	
KABDULAH	9	8		8	89%	8	1		1	13%	1-Jan-18
QUETTA	19	7	1	8	42%	15	2		2	13%	12-Apr-18
PISHIN	5	4		4	80%	4			0	0%	2-Oct-17
KHUZDAR	4			0	0%	4			0	0%	
LORALAI	4			0	0%	3	1		1	33%	17-Mar-18
ZHOB	4			0	0%	4			0	0%	18-Dec-17
<b>PAKISTAN</b>	<b>247</b>	<b>41</b>	<b>4</b>	<b>45</b>	<b>18%</b>	<b>213</b>	<b>21</b>	<b>5</b>	<b>26</b>	<b>12%</b>	<b>20-Apr-18</b>

New Positive Samples

\* Data as of May 14, 2018



# WPV and cVDPV Cases by District in 2017

PROVINCE	DISTRICT	WPV Cases		cVDPV Cases	
		Onset of Last Case	Cases	Onset of Last Case	Cases
KPAKHTUNKHWA	LAKKIMRWT	21-Aug	1		
<b>Total</b>		<b>21-Aug</b>	<b>01</b>		
SINDH	KHIGADAP	09-Nov	1		
	KHIGIQBAL	11-Aug	1		
<b>Total</b>		<b>09-Nov</b>	<b>02</b>		
BALOCHISTAN	ZHOB	15-Nov	1		
	KABDULAH	13-Nov	2		
<b>Total</b>		<b>15-Nov</b>	<b>03</b>		
G-Baltistan	DIAMIR	13-Feb	1		
<b>Total</b>		<b>13-Feb</b>	<b>01</b>		
PUNJAB	LODHRAN	28-Jan	1		
<b>Total</b>		<b>28-Jan</b>	<b>01</b>		
<b>PAKISTAN</b>		<b>15-Nov</b>	<b>08</b>		

## 2018

One new Polio cases was reported from District Duki with following characteristics.

Age: 38 months

Onset: 8<sup>th</sup> March, 2018

OPV doses: Routine=0 and SIAs = 7+

# Map 2.1: Point in Time Comparison of Wild Polio virus Compatible and cVDPV2 isolates

## Infected districts/Towns/Agencies/Areas

### On the basis of WPV isolation

- WPV cases = 02
- Sewage water = 11 (no WPV case)
- Total = 13

2017

#### Source

##### AFP Surveillance

- P1 = 02
- Compatible = 0
- cVDPV Cases = -
- cVDPV Env = -

##### Sewage water

- Grab = 41
- BMFS = 04

## Infected districts/Towns/Agencies/Areas

### On the basis of WPV isolation

- WPV cases = 01
- Sewage water = 17 (no WPV case)
- Total = 18

2018

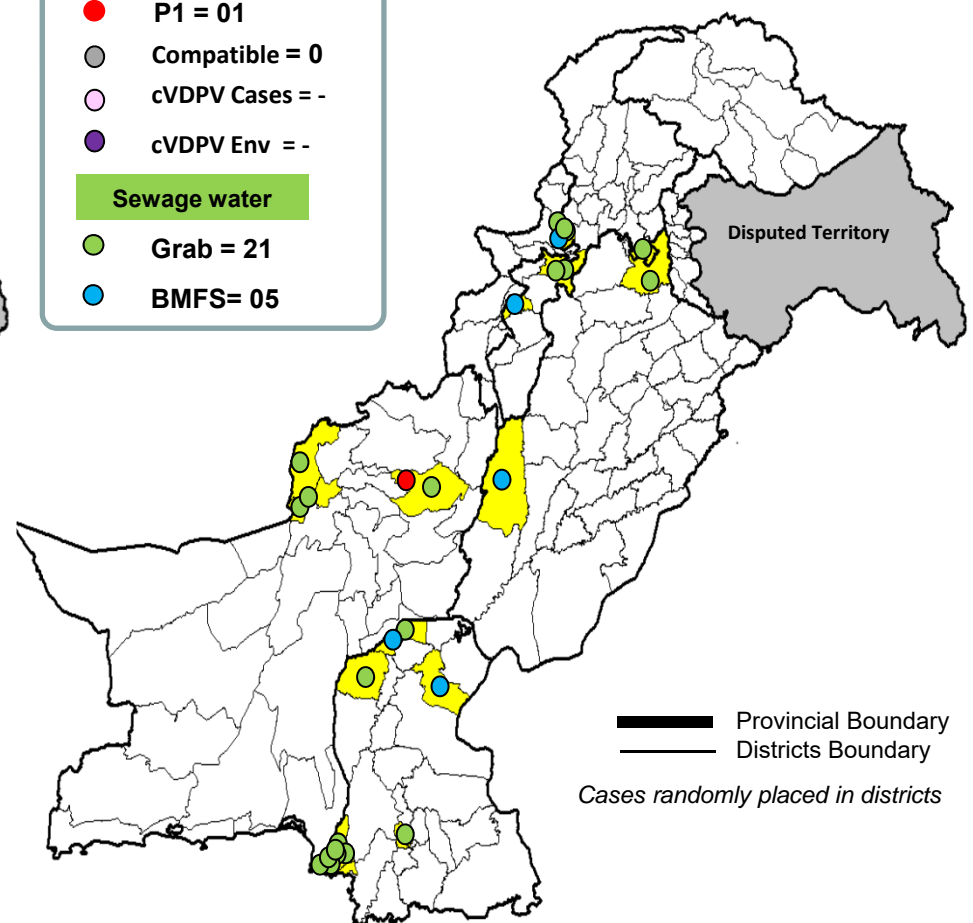
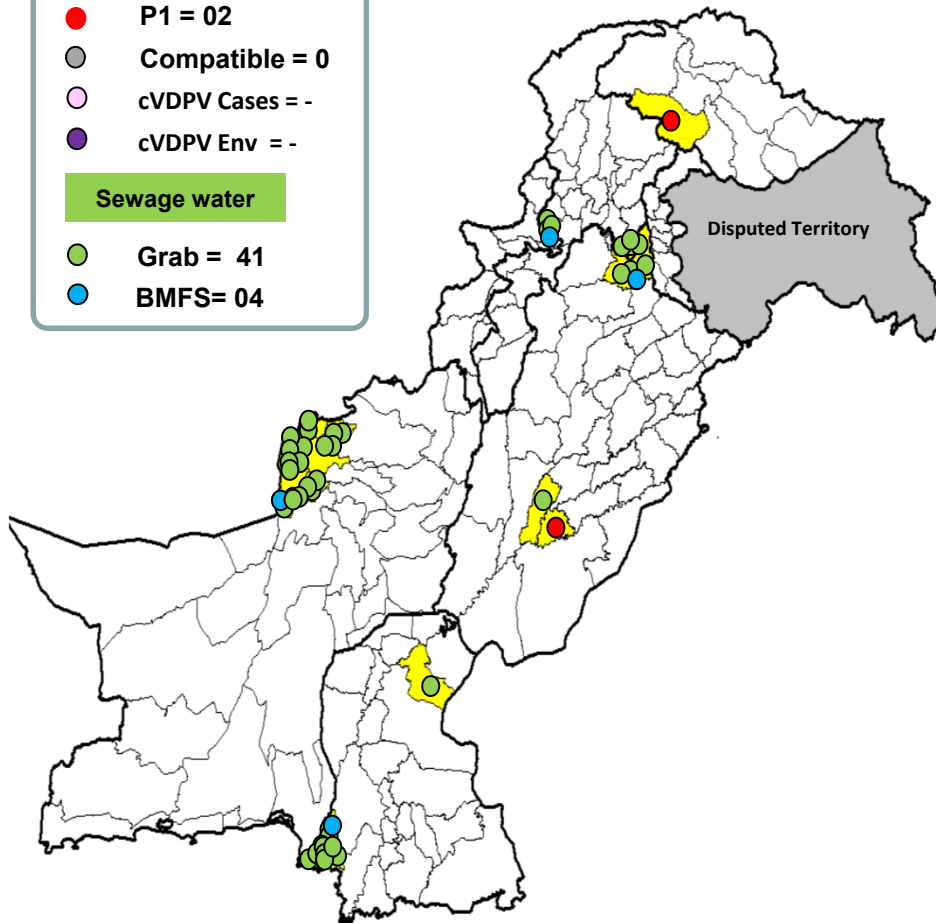
#### Source

##### AFP Surveillance

- P1 = 01
- Compatible = 0
- cVDPV Cases = -
- cVDPV Env = -

##### Sewage water

- Grab = 21
- BMFS = 05

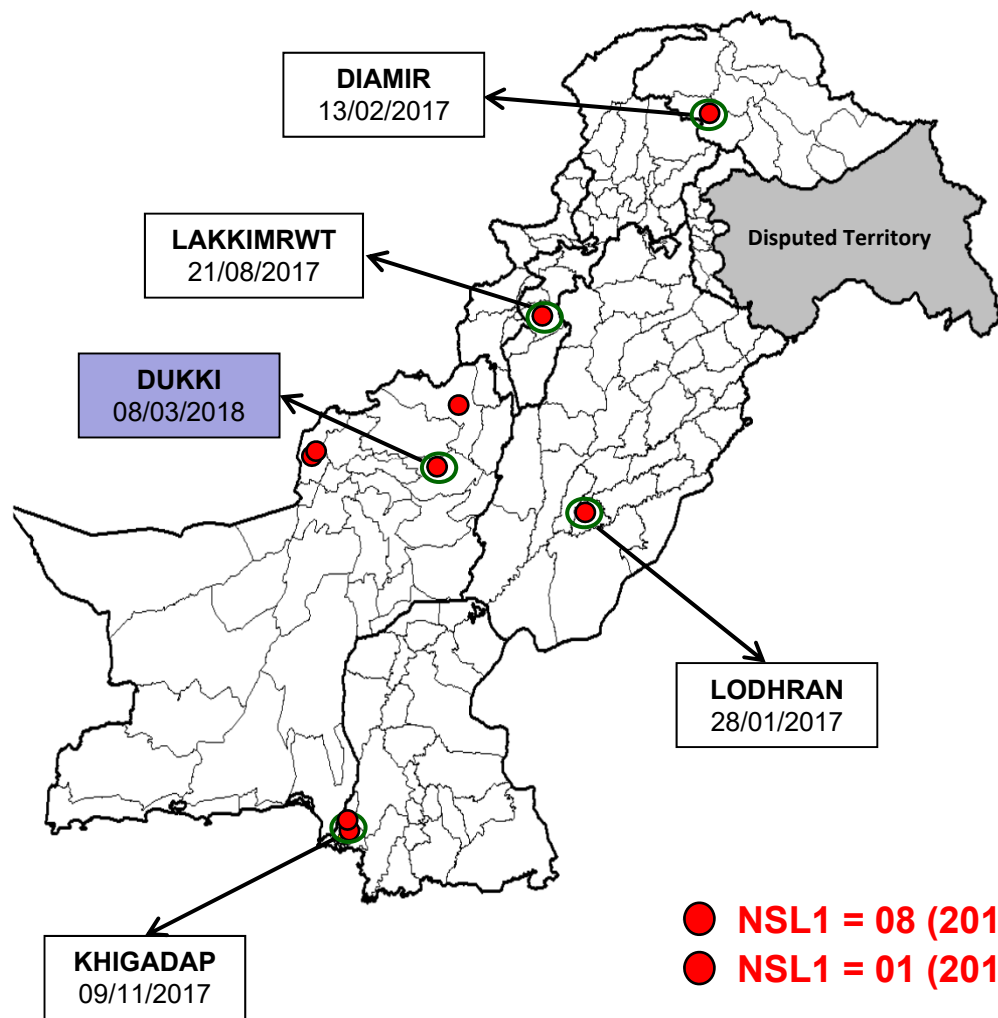


Provincial Boundary  
 Districts Boundary  
 Cases randomly placed in districts

\* Afp.rec Data as of 14-05-2018

# Map1: Distribution of Wild Polio Cases Pakistan 2017-2018\*

**2017:** Districts/Towns with Wild Polio Cases = 07



Province/ Country	Date of Last Case		Number of cases 2017		Number of cases 2018	
	P1	P3	P1	P3	P1	P3
FATA	Jul, 2016	Apr, 2012	-	-	-	-
KHYBER-PAKHTUNKHWA	Aug, 2017	Oct, 2010	01	-	-	-
SINDH	Nov, 2017	Jan, 2010	02	-	-	-
BALUCHISTAN	Mar, 2018	Apr, 2010	03	-	01	-
PUNJAB	Jan, 2017	Jun, 2010	01	-	-	-
AJK	Jun, 2000	Jun, 2000	-	-	-	-
GILGIT-BALTISTAN	Feb, 2017	-	01	-	-	-
ISLAMABAD	Sep, 2008	Sep, 2008	-	-	-	-
<b>PAKISTAN</b>	<b>Mar, 2018</b>	<b>Apr, 2012</b>	<b>08</b>	<b>-</b>	<b>01</b>	<b>-</b>

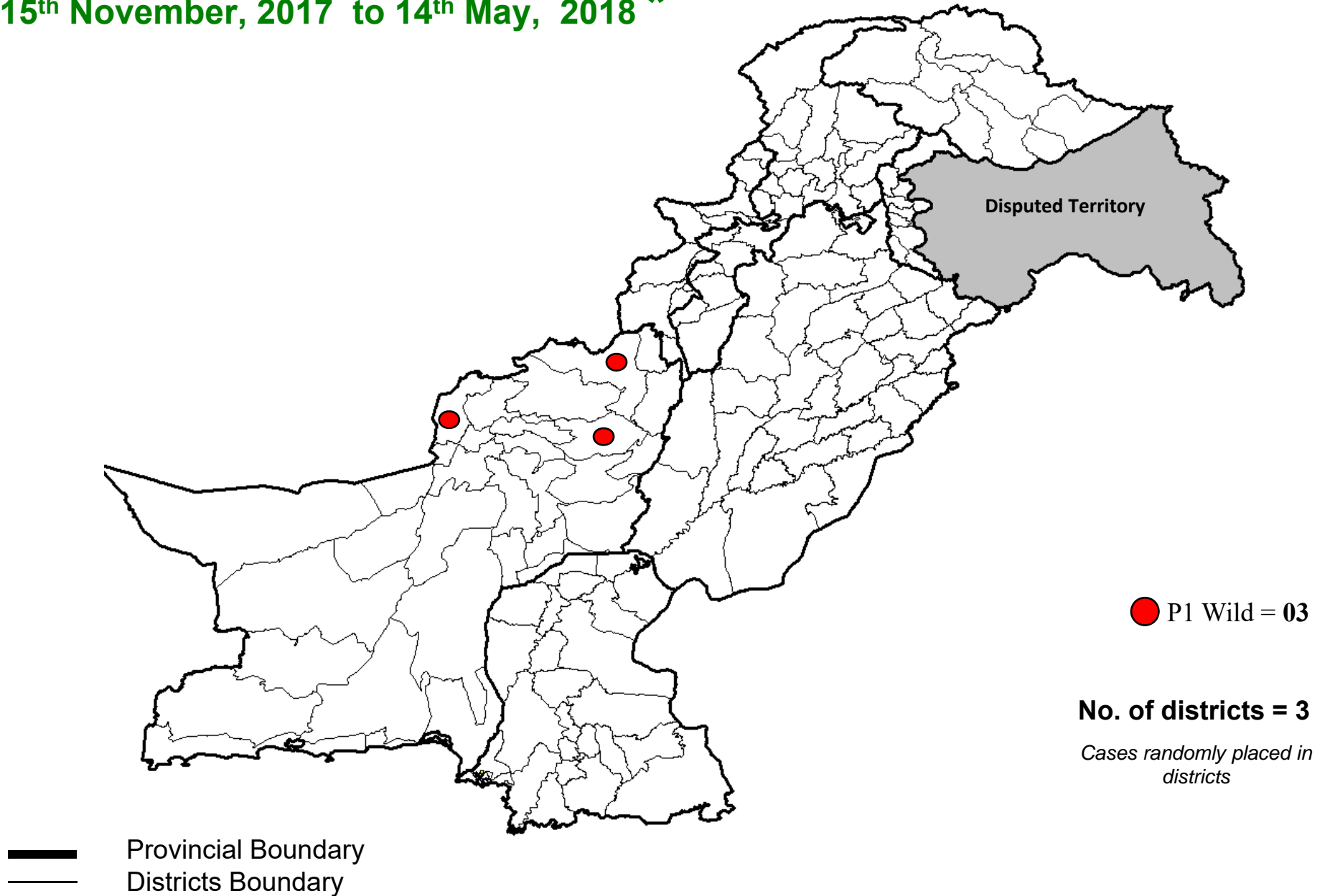
○ District with last polio case in province  
 — Provincial Boundary  
 — Districts Boundary

Cases randomly placed in districts

\* Afp.rec Data as of 14-05-2018

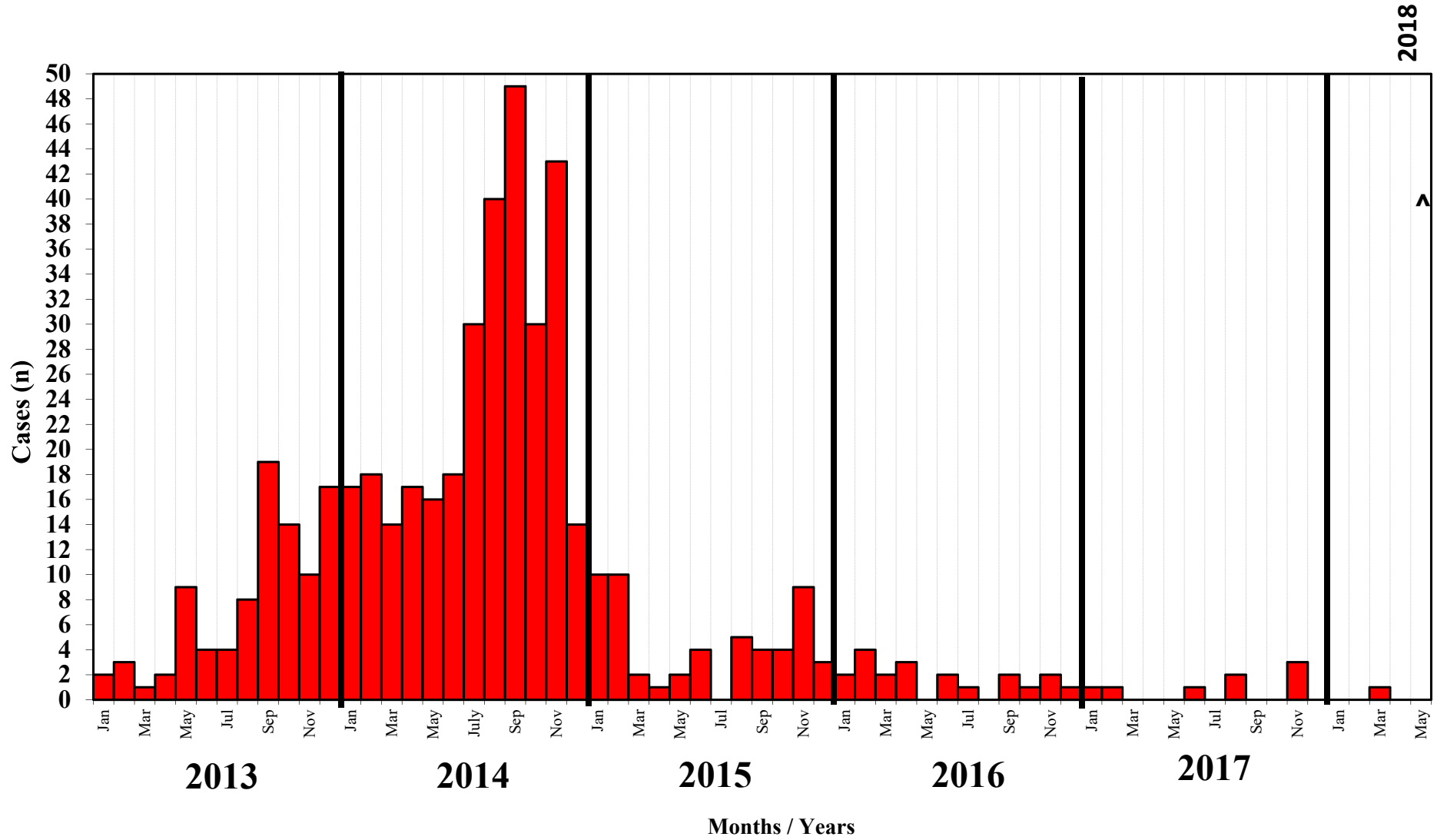
# Map 3: Wild Polio cases in the last 6 months

15<sup>th</sup> November, 2017 to 14<sup>th</sup> May, 2018 \*



\* Afp.rec Data as of 14-05-2018

# Confirmed Polio Cases 2013-2018\*

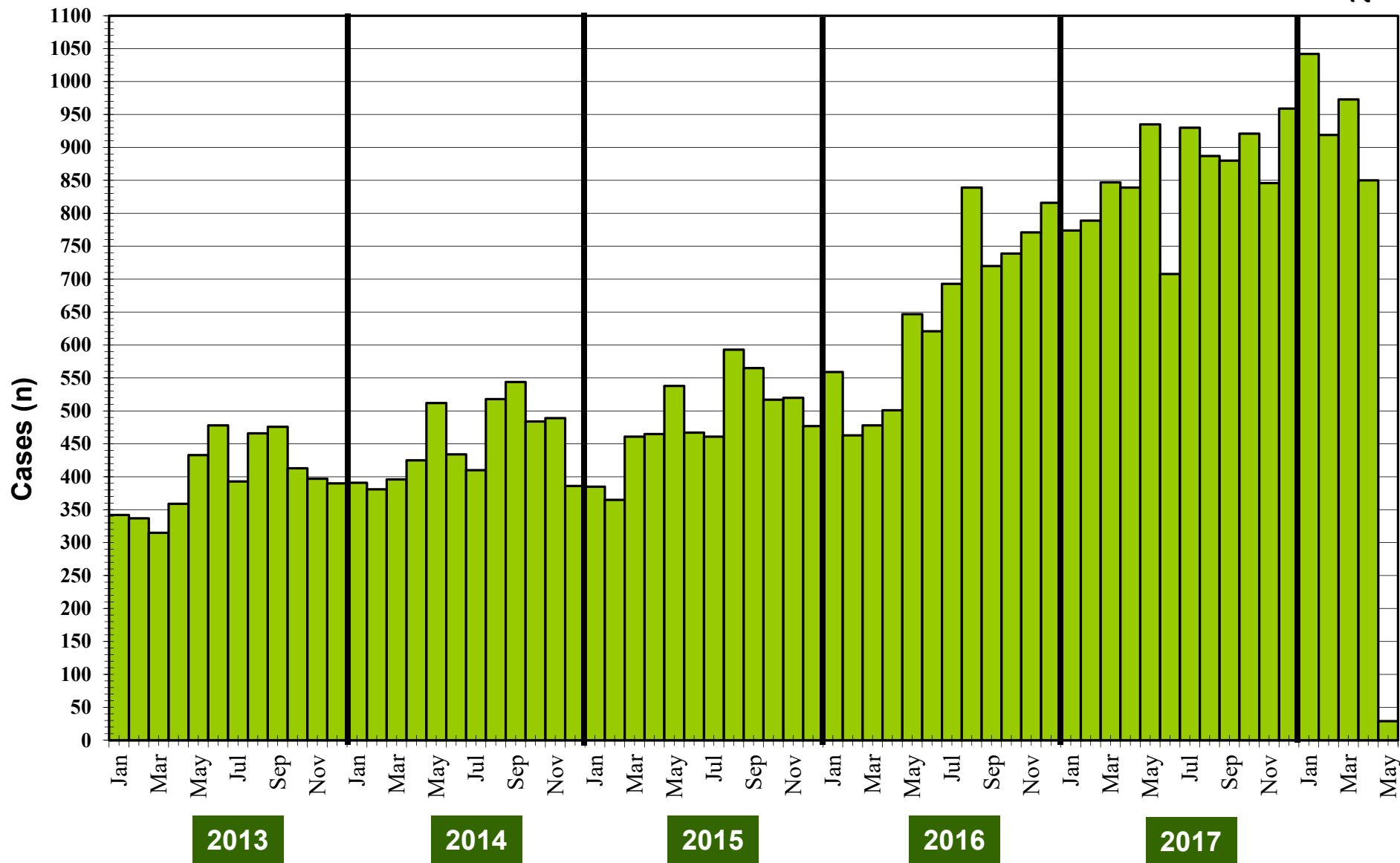


■ NSL1

^ Data incomplete

\* Afp.rec Data as of 14-05-2018

# Graph 1: Distribution of AFP Cases by Month, Pakistan 2013-2018\*



\* Afp.rec Data as of 14-05-2018

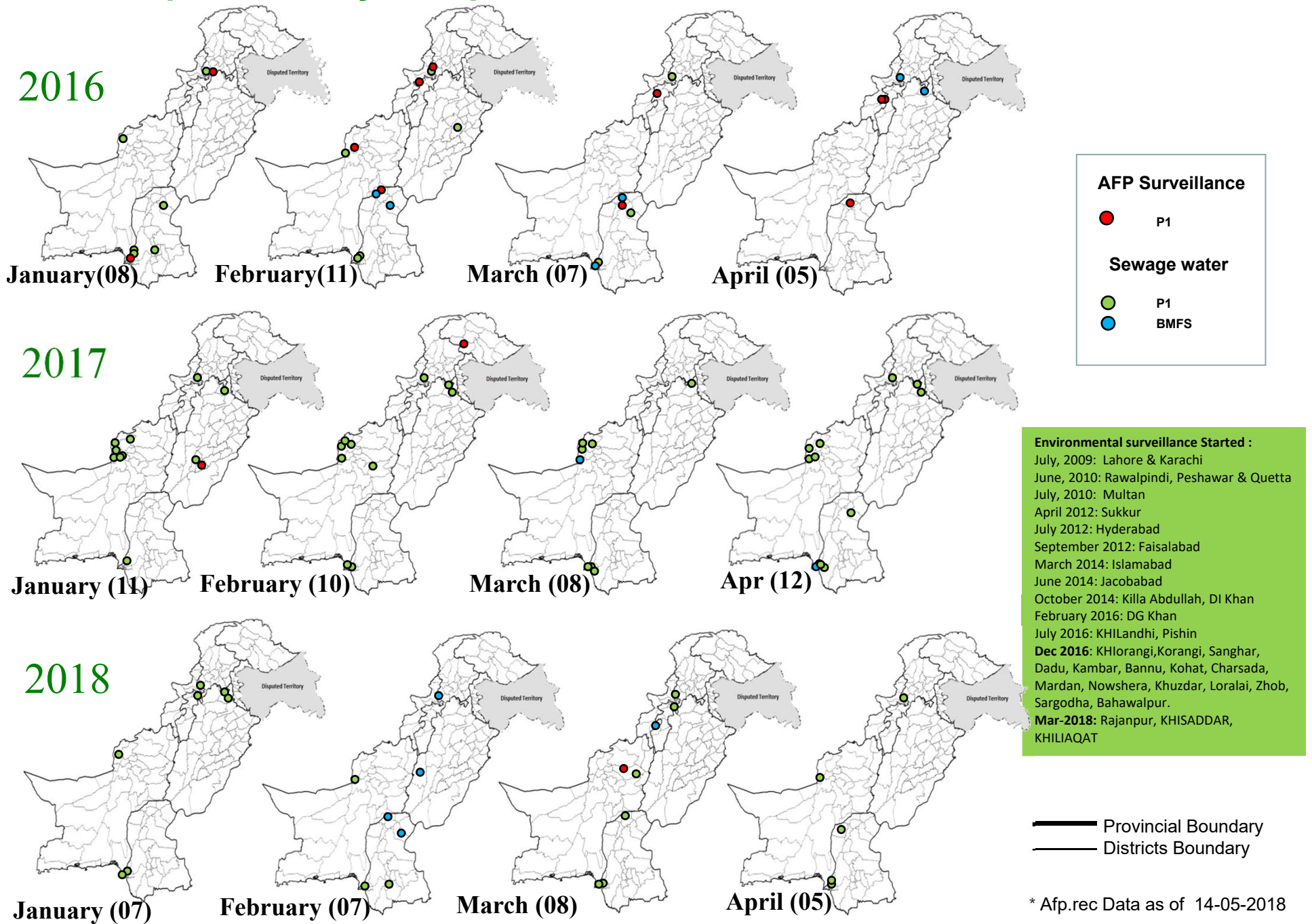
**Table 4: Distribution of AFP Cases By Week of Onset <sup>^</sup>  
Pakistan- 2017-2018\* [Week number / Ending on]**

<b>PROVINCE</b>	<b>W 04 27 Jan 2018</b>	<b>W 05 03 Feb2 018</b>	<b>W 06 10 Feb 2018</b>	<b>W 07 17 Feb 2018</b>	<b>W 08 24 Feb 2018</b>	<b>W 09 03 Mar 2018</b>	<b>W 10 10 Mar 2018</b>	<b>W 11 17 Mar 2018</b>	<b>W 12 24 Mar 2018</b>	<b>W 13 31 Mar 2018</b>	<b>W 14 7 Apr 2018</b>	<b>W 15 14 Apr 2018</b>	<b>W 16 21 Apr 2018</b>	<b>W 17 28 Apr 2018</b>	<b>W 18 05 May 2018</b>
<b>PUNJAB</b>	82	94	101	95	97	96	87	99	83	94	103	94	101	77	34
<b>SINDH</b>	63	51	61	54	42	33	37	53	50	45	48	51	33	27	4
<b>FATA</b>	11	6	8	5	7	4	17	15	7	14	20	18	12	7	5
<b>BALUCHISTAN</b>	5	8	12	10	13	8	12	12	7	14	13	16	9	11	1
<b>AJK</b>	4	2	8	6	10	9	4	5	1	5	11	1	6	2	3
<b>GILGIT BILTISTAN</b>	1	1	2	4	4	2	2	2	5	4	2	6	1	1	1
<b>ISLAMABAD</b>	3	1	3	3	3	5	5	2	5	2	1	0	1	2	1
<b>KPAKHTUNKHWA</b>	36	42	44	43	40	56	46	41	47	43	57	51	24	30	11
<b>PAKISTAN</b>	<b>205</b>	<b>205</b>	<b>239</b>	<b>220</b>	<b>216</b>	<b>213</b>	<b>210</b>	<b>229</b>	<b>205</b>	<b>221</b>	<b>255</b>	<b>237</b>	<b>187</b>	<b>157</b>	<b>60</b>

\* Afp.rec & Afplab.rec: Data as of 14-05-2018

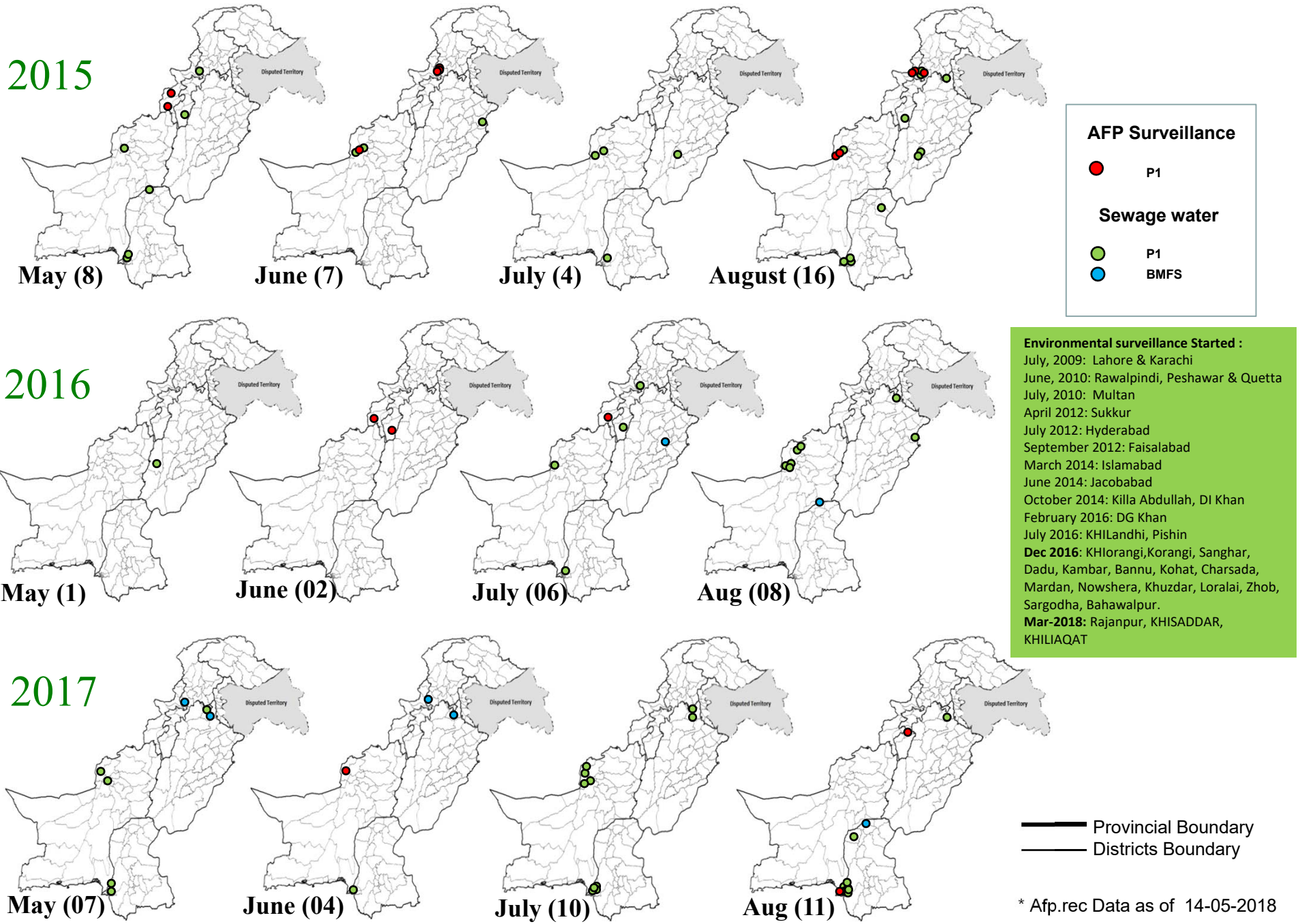
<sup>^</sup> MMWR Epidemiological Weeks

# Map 4: Monthly Comparison of Polio Cases/Isolates 2016-2018\*



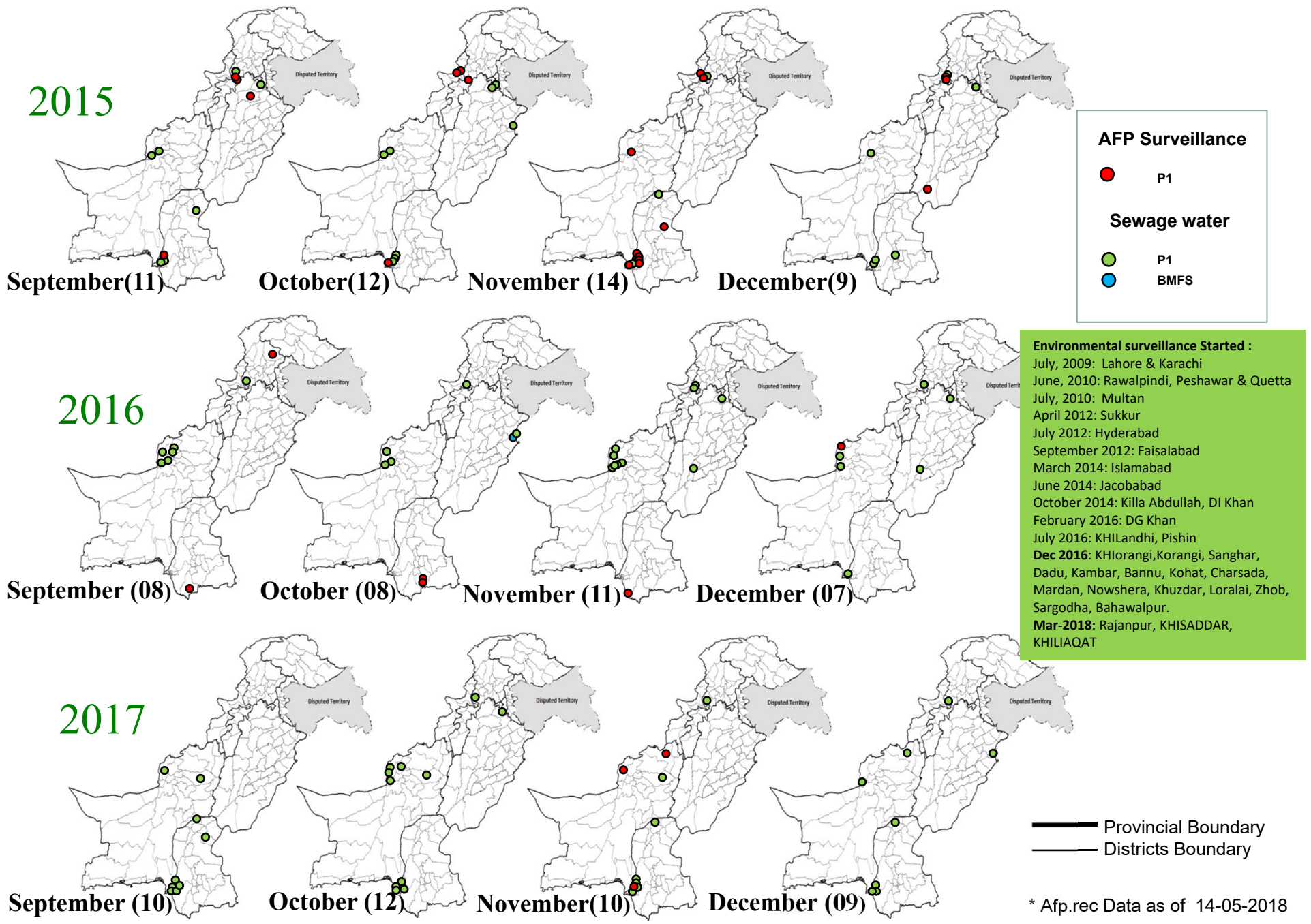


# Map 4.1: Monthly Comparison of Polio Cases/Isolates 2015-2017\*



\* Afp.rec Data as of 14-05-2018

# Map 4.2: Monthly Comparison of Polio Cases/Isolates 2015-2017\*



\* Afp.rec Data as of 14-05-2018

# Table 5: Polio Eradication Update, Pakistan 2015-2018\*

Province/Region	Polio 1			
	2015	2016	2017	2018
FATA	16	02	-	-
KP	17	08	01	-
SINDH	12	08	02	-
PUNJAB	02	-	01	-
BALUCHISTAN	07	02	03	01
AJK	-	-	-	-
Gilgit-Baltistan	-	-	01	-
ISLAMABAD	-	-	-	-
<b>PAKISTAN</b>	<b>54</b>	<b>20</b>	<b>08</b>	<b>01</b>

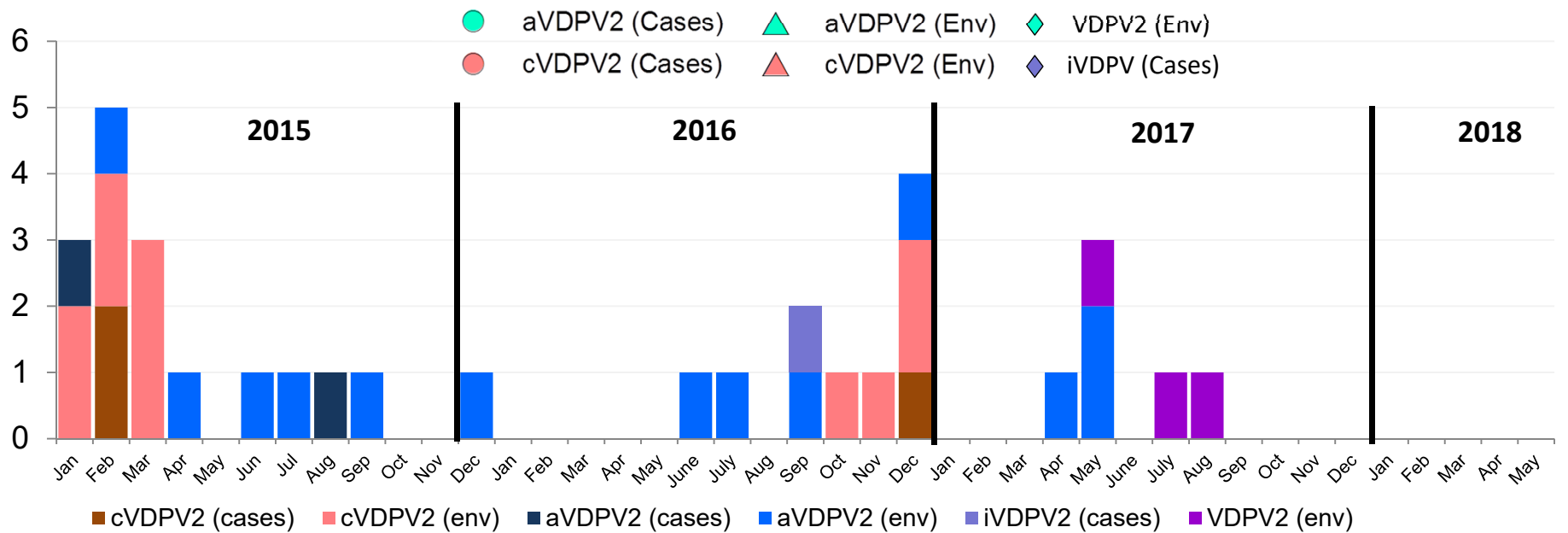
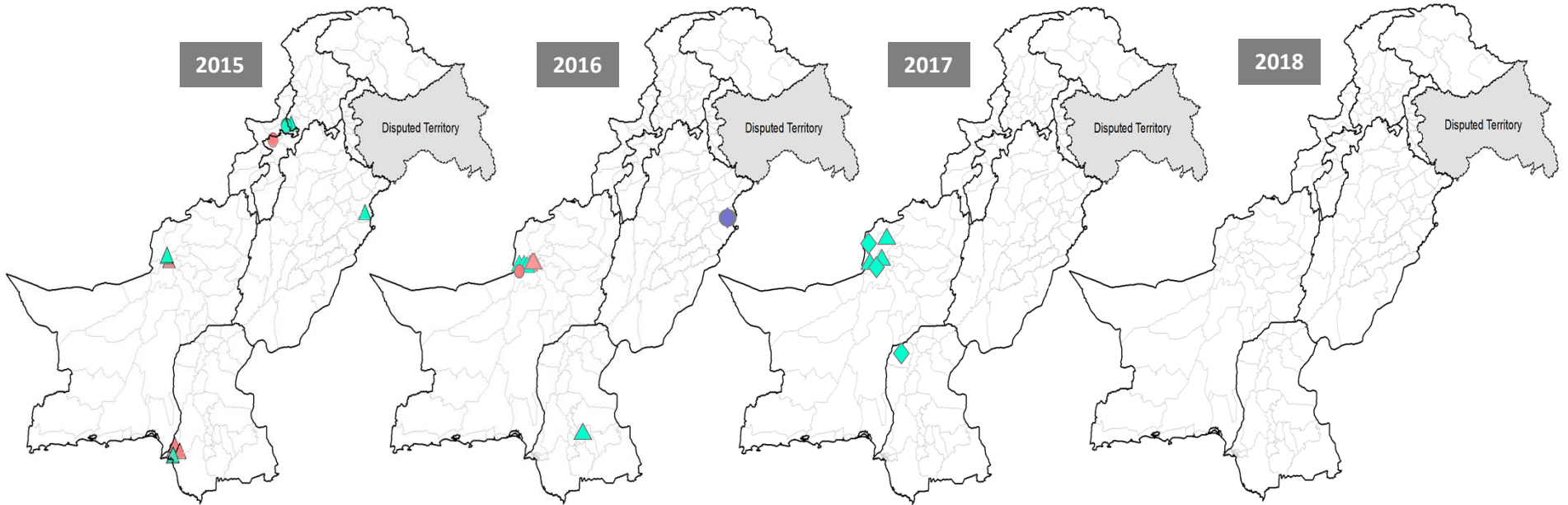


\* Afp.rec Data as of 14-05-2018

# VDPV2 isolates, 2014 to 2018\*

DISTRICT	2014				2015				2016					2017					2018			
	aVDPV-2		cVDPV-2		aVDPV-2		cVDPV-2		aVDPV-2		iVDPV-2		cVDPV-2		VDPV2		aVDPV-2		cVDPV-2			
	Cases	Env	Cases	Env	Cases	Env	Cases	Env	Cases	Env	Cases	Env	Cases	Env	Env	Cases	Env	Cases	Env			
JAFARABAD																						
MASTUNG																						
PISHIN														1								
QUETTA					2		1			3			1	4		2				1		
KABDULAH																				1		
<b>BALOCHISTAN</b>					<b>2</b>		<b>1</b>			<b>3</b>			<b>1</b>	<b>4</b>		<b>3</b>				<b>2</b>		
FR BANNU				8																		
KHYBER	1		2		1		1															
MOHMAND																						
WAZIR-N	2		7																			
WAZIR-S	1																					
<b>FATA</b>	<b>4</b>		<b>17</b>		<b>1</b>		<b>1</b>															
BANNU			1																			
HANGU							1															
LAKKIMRWT			1																			
PESHAWAR			1				1															
<b>KPAKHTUNKHWA</b>			<b>3</b>		<b>1</b>		<b>1</b>															
LAHORE	1				1					1												
<b>PUNJAB</b>	<b>1</b>				<b>1</b>					<b>1</b>												
KAMBAR																				1		
KHIGADAP		2	1	7																6		
KHIGIQBAL		1					2															
KHIGULBERG							1															
HYDERABAD										1												
<b>SINDH</b>	<b>3</b>		<b>1</b>	<b>7</b>	<b>1</b>		<b>2</b>			<b>1</b>										<b>1</b>		
<b>PAKISTAN</b>	<b>5</b>	<b>3</b>	<b>21</b>	<b>7</b>	<b>2</b>	<b>6</b>	<b>2</b>	<b>7</b>		<b>4</b>	<b>1</b>		<b>1</b>	<b>4</b>		<b>3</b>				<b>3</b>		

# VDPV isolates (Cases + ES), 2015 – 2018\*



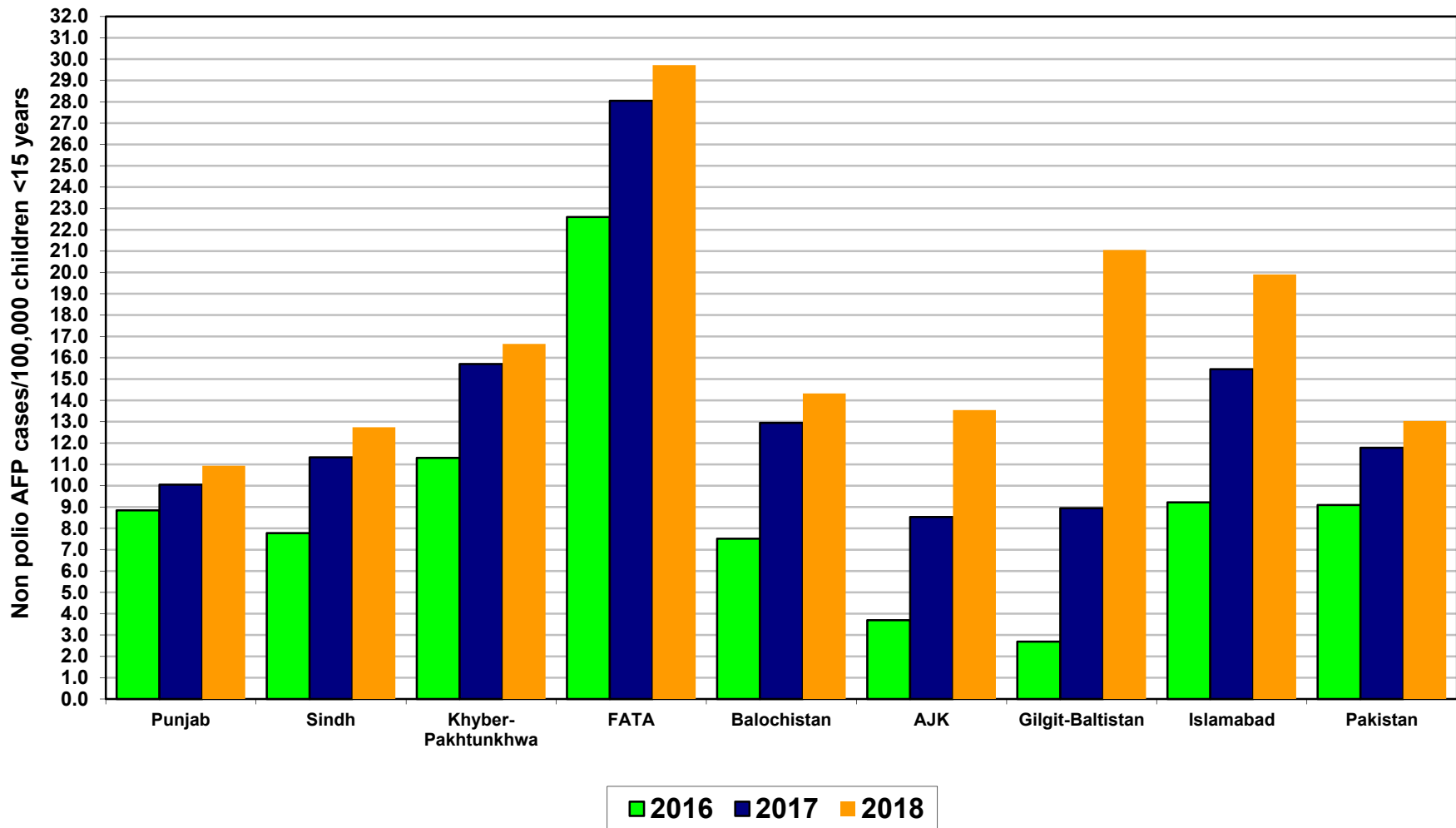
\* Afp.rec Data as of 14-05-2018

**Table 6: Vaccination status of non polio AFP cases age 6-59 months 2016-2018\***

REGION	0 dose			1-2 doses			3 doses			4-6 doses			7+ doses		
	16	17	18	16	17	18	16	17	18	16	17	18	16	17	18
Central Punjab	0%	0%	0%	0%	0%	0%	1%	1%	2%	3%	3%	1%	97%	96%	97%
North Punjab	0%	0%	0%	0%	0%	1%	0%	1%	1%	2%	2%	1%	98%	97%	96%
South Punjab	0%	0%	0%	0%	0%	0%	0%	0%	2%	2%	2%	1%	98%	98%	96%
<b>PUNJAB</b>	<b>0%</b>	<b>0%</b>	<b>0%</b>	<b>0%</b>	<b>0%</b>	<b>1%</b>	<b>0%</b>	<b>1%</b>	<b>2%</b>	<b>2%</b>	<b>2%</b>	<b>1%</b>	<b>97%</b>	<b>97%</b>	<b>97%</b>
Karachi	0%	1%	0%	1%	1%	0%	1%	1%	2%	5%	7%	5%	93%	91%	93%
North Sindh	0%	0%	0%	0%	0%	0%	0%	0%	0%	5%	3%	2%	94%	97%	98%
South Sindh	0%	0%	1%	1%	0%	0%	1%	1%	1%	6%	4%	1%	92%	95%	97%
<b>SINDH</b>	<b>0%</b>	<b>0%</b>	<b>0%</b>	<b>1%</b>	<b>0%</b>	<b>0%</b>	<b>1%</b>	<b>0%</b>	<b>1%</b>	<b>5%</b>	<b>4%</b>	<b>3%</b>	<b>93%</b>	<b>95%</b>	<b>96%</b>
Central Khyber Pakhtunkhwa	0%	0%	0%	0%	1%	0%	0%	0%	1%	1%	1%	2%	99%	98%	97%
North Khyber Pakhtunkhwa	1%	0%	1%	1%	1%	0%	0%	1%	1%	2%	3%	2%	96%	94%	96%
South Khyber Pakhtunkhwa	0%	0%	1%	1%	2%	0%	1%	2%	0%	1%	4%	2%	96%	92%	97%
<b>Khyber Pakhtunkhwa</b>	<b>0%</b>	<b>0%</b>	<b>0%</b>	<b>1%</b>	<b>1%</b>	<b>0%</b>	<b>0%</b>	<b>1%</b>	<b>0%</b>	<b>1%</b>	<b>3%</b>	<b>2%</b>	<b>97%</b>	<b>95%</b>	<b>97%</b>
<b>FATA</b>	<b>0%</b>	<b>0%</b>	<b>0%</b>	<b>2%</b>	<b>0%</b>	<b>1%</b>	<b>1%</b>	<b>1%</b>	<b>1%</b>	<b>10%</b>	<b>8%</b>	<b>5%</b>	<b>88%</b>	<b>91%</b>	<b>93%</b>
Rest of Balochistan	7%	3%	0%	7%	9%	5%	2%	4%	0%	23%	13%	15%	62%	71%	80%
North Balochistan	0%	4%	0%	3%	6%	4%	3%	2%	0%	10%	10%	9%	83%	78%	87%
Quetta Block	1%	0%	3%	1%	1%	0%	4%	0%	0%	10%	7%	0%	83%	92%	98%
<b>BALUCHISTAN</b>	<b>2%</b>	<b>2%</b>	<b>1%</b>	<b>3%</b>	<b>4%</b>	<b>2%</b>	<b>3%</b>	<b>3%</b>	<b>0%</b>	<b>13%</b>	<b>10%</b>	<b>8%</b>	<b>80%</b>	<b>82%</b>	<b>89%</b>
<b>PAKISTAN</b>	<b>0%</b>	<b>0%</b>	<b>0%</b>	<b>1%</b>	<b>1%</b>	<b>0%</b>	<b>1%</b>	<b>1%</b>	<b>2%</b>	<b>4%</b>	<b>4%</b>	<b>2%</b>	<b>95%</b>	<b>95%</b>	<b>96%</b>

\* Afp.rec Data as of 14-05-2018

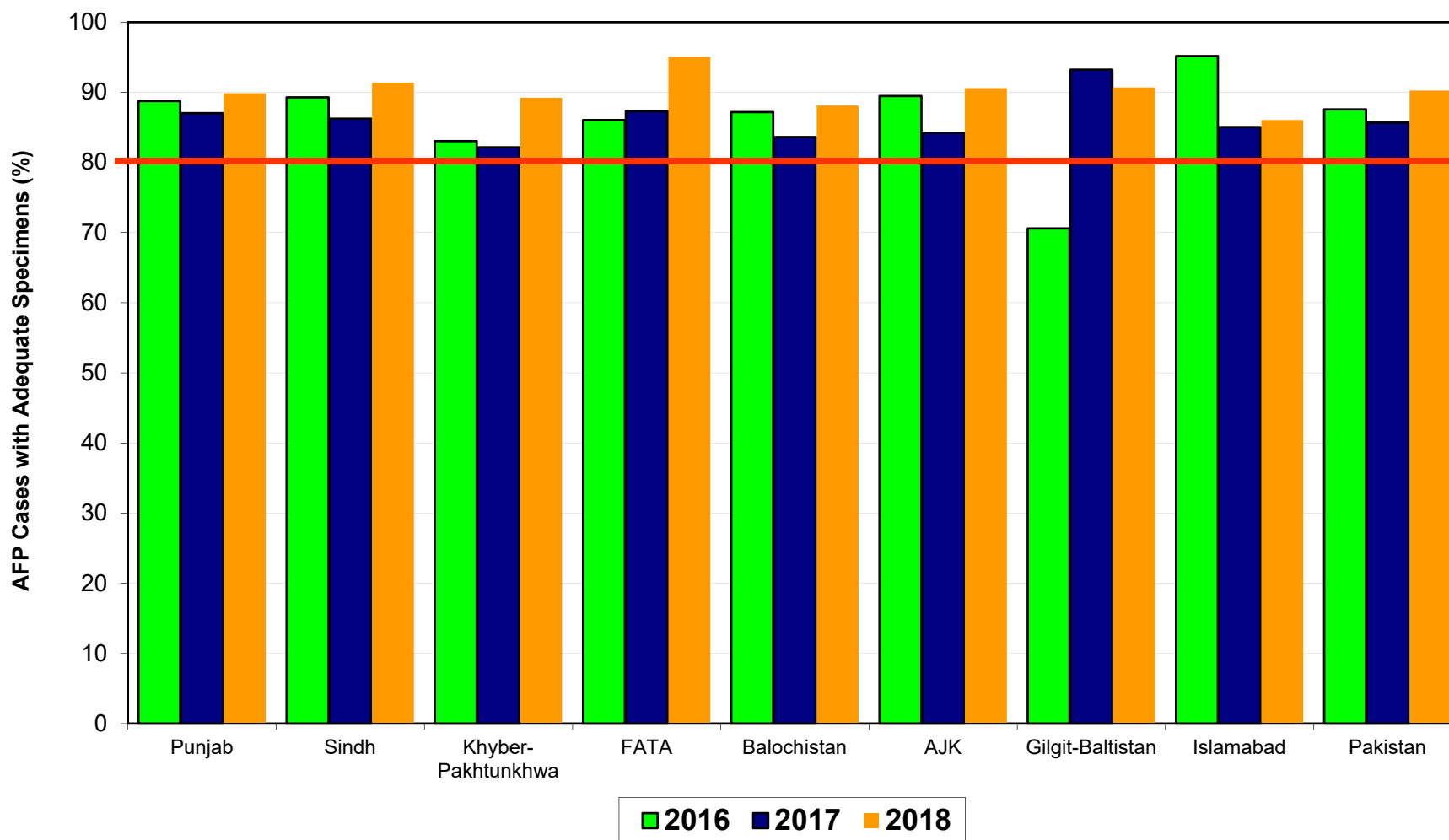
# Non Polio AFP Rate By Province/Regions, 2016-2018\*



Minimum Target Non-Polio AFP Rate for Tier-1 and Tier-2 districts is 6/100000 < 15 years of the age  
 Minimum Target Non-Polio AFP Rate for Tier-3 and Tier-4 districts is 3/100000 < 15 years of the age

\* Afp.rec Data as of 14-05-2018

# Percent AFP Cases with Adequate Specimens By Province/Regions, 2016-2018\*

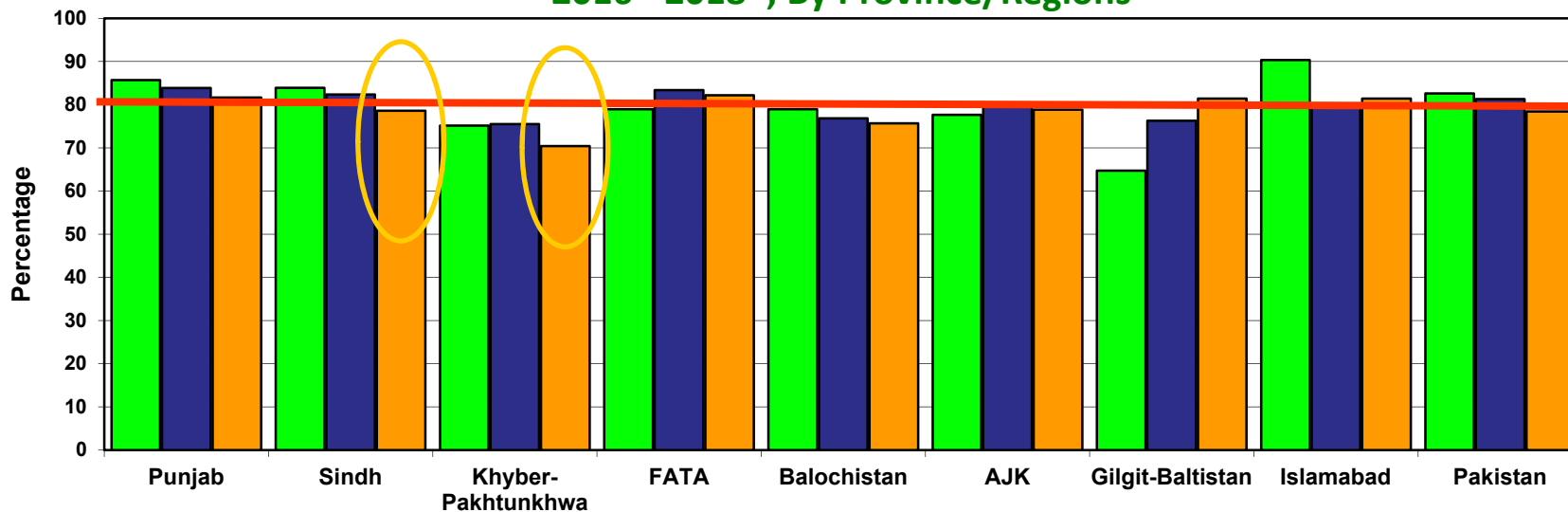


\* Afp.rec Data as of 14-05-2018

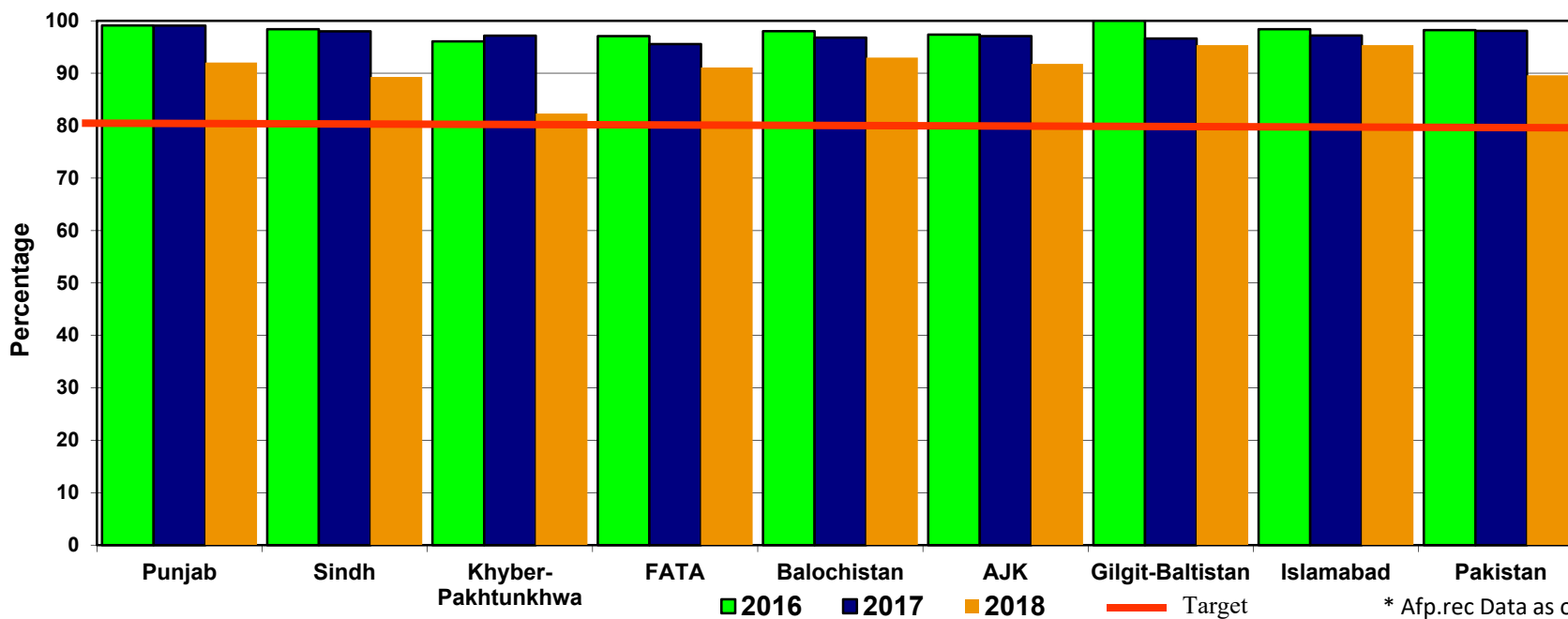
— Target Adequate Sample cases = 80%



**Graph 5: Percent AFP Cases Notified within 07 days of paralysis onset  
2016 - 2018\*; By Province/Regions**

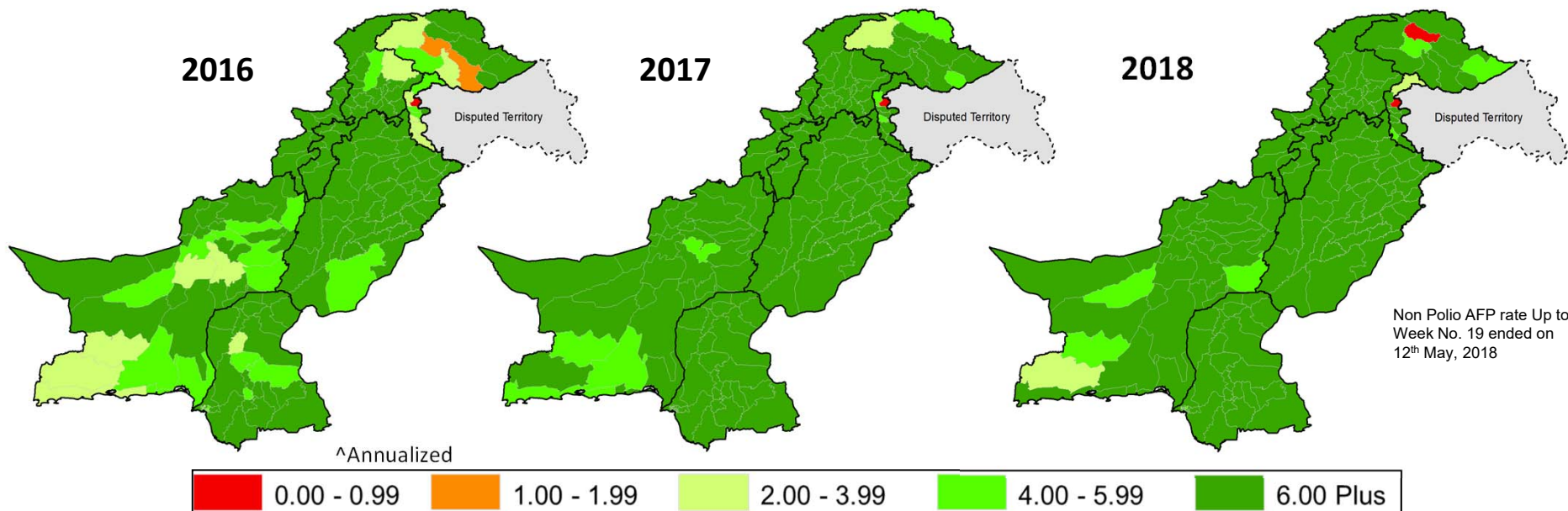


**Graph 6: Percent AFP Cases Investigated within 48 hours of notification  
2016 ~ 2018\*; By Province/Regions**

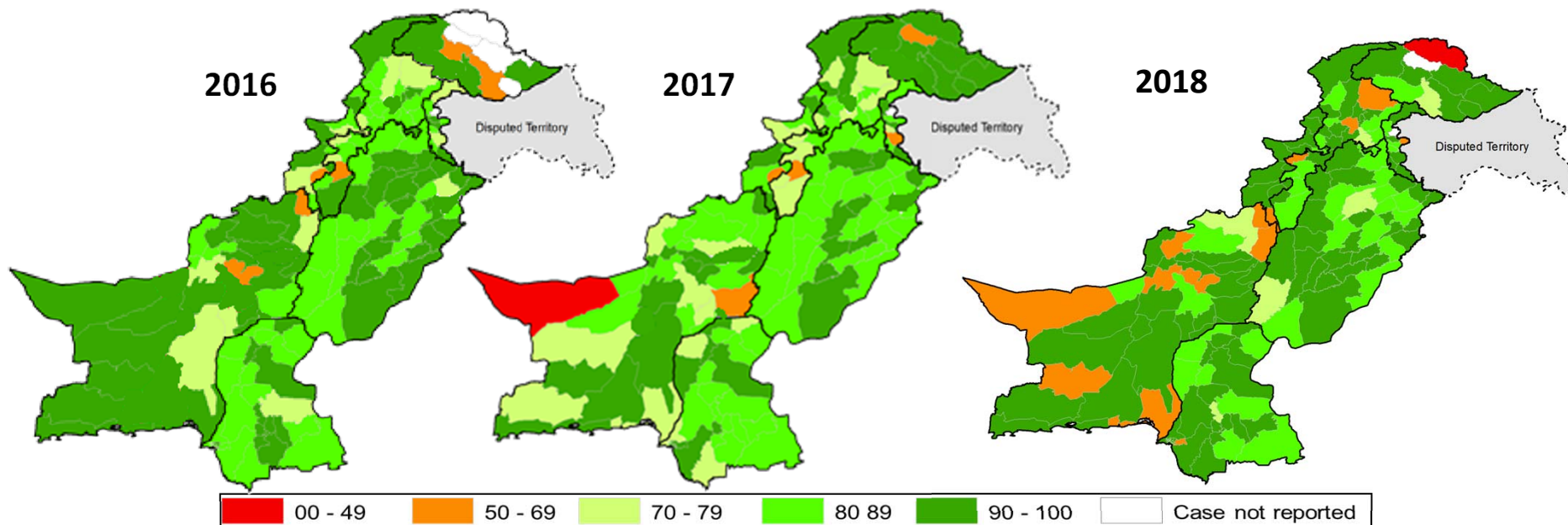


\* Afp.rec Data as of 14-05-2018

## Non-Polio ^ AFP Rate by District



## Percent AFP Cases with Adequate Specimens, by District



**Table 7.3: AFP CASES PENDING FOR CLASSIFICATION  
WITH DATE OF ONSET MORE THAN 90 DAYS\* 2017**

S. No	DISTRICT	TEHSIL	EPID	SEX	AGE	DONSET	DOSE€	DSTOOL1	DSTOOL2	LAB	FEVER	ASYM	PROG	FUP	PEND (DAYS)
1	DIRUPPER	DIRUPPER	KP/25/17/0800	M	36	12-09-17	7+	08-10-17	09-10-17	EV	UK	UK	UK		240
2	DIRUPPER	DIRUPPER	KP/25/17/801	M	9	13-12-17	7+	LATE NOTIFIED			UK	UK	UK		148
3	KOHAT	KOHAT	KP/50/17/054	M	72	28-10-17	3				Y	N	N	Y	194
4	PESHAWAR	PESHAWAR	KP/30/17/284	F	5	10-10-17	6				N	Y	N	Y	212
5	NEELUM	SHARDA	AJ/80/17/004	F	18	05-09-17	5	30-10-17	31-10-17	NVI	N	N	Y	Y	247
6	ICT	ICT	IB/02/17/065	M	46	04-11-17	7+	29-12-17	30-12-17	VACC	Y	N	Y	Y	187

\* Afp.rec Data as of 14-05-2018

€ Based on recall of parents

60 days Follow-up not done

FUP = Residual Weakness at 60 days follow up.

**Table 7.4: AFP CASES PENDING FOR CLASSIFICATION  
WITH DATE OF ONSET MORE THAN 90 DAYS\* 2018 Page (1/2)**

S. No	DISTRICT	TEHSIL	EPID	SEX	AGE	DONSET	DOSESE	DSTOOL1	DSTOOL2	LAB	FEVER	ASVM	PROG	FUP	PEND (DAYS)
1	BUNER	BUNER	KP/22/18/012	M	36	07-02-18	7+	06-04-18	07-04-18	NVI	UK	UK	UK		96
2	KOHISTAN	KOHISTAN	KP/13/18/002	M	121	29-01-18	7+	09-02-18	18-02-18	NVI	UK	UK	UK		105
3	LAKKIMRWT	LAKKIMRWT	KP/62/18/012	M	30	17-01-18	7+	18-02-18	19-02-18	VACC	UK	UK	UK		117
4	SHANGLA	SHANGLA	KP/26/18/008	M	73	25-01-18	7+	27-02-18	01-03-18	NVI	UK	UK	UK		109
5	BAHAWALPUR	BWP SADAR	PB/71/18/027	M	39	30-01-18	7+				N	Y	Y	DIED	104
6	BAHWLNAGAR	MINCHANABA	PB/73/18/001	M	36	05-01-18	7+				N	N	Y	DIED	129
7	BAHWLNAGAR	MINCHANABA	PB/73/18/012	M	84	04-02-18	7+				Y	Y	Y	DIED	99
8	BAHWLNAGAR	BAHAWALNAGAR	PB/73/18/025	M	14	05-02-18	7+				Y	Y	Y	Y	98
9	DGKHAN	DG KHAN	PB/81/18/022	M	96	27-01-18	7+	18-02-18	20-02-18	NVI	Y	Y	Y	Y	107
10	DGKHAN	DG KHAN	PB/81/18/023	F	5	09-02-18	6	25-02-18	27-02-18	NVI	Y	Y	Y	Y	94
11	DGKHAN	DG KHAN	PB/81/18/029	M	13	22-01-18	7+	24-02-18	25-02-18	NVI	N	Y	Y	Y	112
12	DGKHAN	DG KHAN	PB/81/18/040	F	7	02-01-18	7+	02-03-18	04-03-18	NVI	N	N	Y	Y	132
13	FAISALABAD	FSD CITY	PB/51/18/046	M	48	28-01-18	7+	17-03-18	19-03-18	NVI	N	Y	Y		106
14	GUJRANWALA	WAZIRABAD TOWN	PB/21/18/025	F	17	17-01-18	7+	17-02-18	18-02-18	NVI	Y	N	Y	DIED	117
15	GUJRANWALA	Q. D SING TOWN	PB/21/18/030	M	107	08-02-18	7+	27-02-18	01-03-18	NVI	UK	UK	UK		95
16	KASUR	PATTOKI	PB/32/18/029	M	27	12-02-18	7+	09-04-18	11-04-18		Y	Y	Y		91
17	LAHORE	SHALIMAR TOWN	PB/31/18/050	F	72	04-02-18	7+	28-02-18	01-03-18	NVI	N	Y	Y	Y	99
18	LODHRAN	LODHRAN	PB/64/18/009	F	35	07-01-18	7+	03-02-18	04-02-18	NVI	Y	Y	Y	Y	127
19	OKARA	DEPALPUR	PB/34/18/015	F	3	03-02-18	3	20-02-18	22-02-18	NVI	N	N	N	Y	100
20	OKARA	DEPALPUR	PB/34/18/028	M	156	13-01-18	7+				N	N	Y	Y	121
21	OKARA	DEPALPUR	PB/34/18/029	M	18	12-01-18	7+				N	Y	Y	Y	122
22	RAJANPUR	RAJAN PUR	PB/82/18/006	M	48	23-01-18	7+				N	N	Y	DIED	111
23	RAJANPUR	RAJAN PUR	PB/82/18/011	M	33	05-02-18	7+	08-02-18	08-02-18	NVI	Y	Y	Y	Y	98
24	RAJANPUR	ROJHAN	PB/82/18/010	M	115	29-01-18	7+	13-02-18	14-02-18	NVI	Y	Y	Y	Y	105
25	RAJANPUR	RAJAN PUR	PB/82/18/016	F	25	04-02-18	7+	20-02-18	21-02-18	VACC	Y	Y	Y	Y	99
26	RAJANPUR	JAM PUR	PB/82/18/021	M	7	10-02-18	1	27-02-18	28-02-18	VACC	Y	Y	Y	Y	93
27	RAJANPUR	RAJAN PUR	PB/82/18/025	F	60	05-02-18	7+	09-03-18	10-03-18	NVI	N	N	Y	Y	98
28	RYKHAN	RAHIMYAR KHAN	PB/72/18/034	F	30	02-02-18	7+	20-02-18	22-02-18	NVI	Y	Y	Y	Y	101
29	RYKHAN	KHANPUR	PB/72/18/060	M	72	07-01-18	7+	10-03-18	11-03-18	NVI	N	Y	Y	Y	127
30	SARGODHA	SAHIWAL	PB/41/18/006	M	144	05-01-18	7+	10-02-18	11-02-18	NVI	N	Y	Y	Y	129
31	SARGODHA	SHAHPUR	PB/41/18/008	M	22	12-01-18	7+	13-02-18	14-02-18	NVI	Y	Y	Y	Y	122
32	SARGODHA	SILANWALI	PB/41/18/025	M	24	08-02-18	7+	27-03-18	28-03-18	NVI	Y	Y	Y	Y	95
33	SHEIKHUPURA	FEROZEWALA	PB/33/18/028	F	34	16-01-18	7+	24-02-18	25-02-18	NVI	N	N	Y	Y	118
34	VEHARI	BUREWALA	PB/63/18/019	M	48	10-02-18	7+	17-03-18	19-03-18	NVI	UK	UK	UK	Y	93
35	BADIN	GOLARCHI	SD/23/18/015	F	48	03-01-18	7+				Y	Y	Y	Y	131
36	DADU	DADU	SD/24/18/010	F	48	08-01-18	7+	06-02-18	07-02-18	EV	Y	Y	Y		126
37	DADU	MEHAR	SD/24/18/014	F	18	01-02-18	7+	17-02-18	18-02-18	EV	Y	Y	Y		102
38	GHOTKI	UBAURO	SD/42/18/012	F	60	02-02-18	7+				Y	Y	Y	DIED	101
39	GHOTKI	GHOTKI	SD/42/18/014	F	120	27-01-18	7+	17-02-18	18-02-18	NVI	Y	N	UK	Y	107
40	JACOBABAD	THULL	SD/53/18/012	F	54	25-01-18	7+	16-02-18	18-02-18	EV	Y	Y	Y		109
41	KAMBAR	SIJAWAL	SD/55/18/002	F	54	07-01-18	7+	23-01-18	24-01-18	NVI	Y	Y	Y	Y	127
42	KAMBAR	QUBO SAEED KHAN	SD/55/18/018	F	12	01-02-18	7+	19-03-18	20-03-18	EV	Y	N	Y		102

\* Afp.rec Data as of 14-05-2018

€ Based on recall of parents

60 days Follow-up not done

FUP = Residual Weakness at 60 days follow up.

**Table 7.4: AFP CASES PENDING FOR CLASSIFICATION  
WITH DATE OF ONSET MORE THAN 90 DAYS\* 2018 Page (2/2)**

S. No	DISTRICT	TEHSIL	EPID	SEX	AGE	DONSET	DOSESE	DSTOOL1	DSTOOL2	LAB	FEVER	ASVM	PROG	FUP	PEND (DAYS)
43	KHAIRPUR	THARI MIR WAH	SD/43/18/024	M	30	20-01-18	7+	16-02-18	17-02-18	EV	N	Y	Y	Y	114
44	KHIGADAP	GADAP	SD/63/18/014	M	21	06-01-18	7+				Y	Y	UK	Y	128
45	KHILAYARI	LAYARI	SD/71/18/002	F	6	09-02-18	7+				N	N	UK	DIED	94
46	MIRPURKHAS	KOT GHULAM MOHD.	SD/31/18/006	M	84	06-02-18	7+				Y	N	Y		97
47	NFEROZ	MORO	SD/45/18/005	M	84	02-01-18	7+	17-01-18	18-01-18	EV	Y	N	Y		132
48	SUJAWAL	SUJAWAL	SD/79/18/003	M	36	06-01-18	7+	11-01-18		NVI	Y	N	Y	DIED	128
49	UMERKOT	UMERKOT	SD/34/18/008	M	48	25-01-18	7+				Y	N	Y	DIED	109
50	DIKHAN	DERA ISMAIL KHAN	KP/60/18/012	M	48	10-02-18	7+	02-03-18	03-03-18	NVI	N	N	Y	Y	93
51	HANGU	THALL	KP/54/18/008	M	4	02-02-18	5	17-03-18	18-03-18	VACC	Y	Y	Y	Y	101
52	HARIPUR	HARIPUR	KP/12/18/004	F	89	20-01-18	7+	31-01-18	06-02-18	NVI	Y	N	Y		114
53	KOHAT	KOHAT	KP/50/18/012	F	21	26-01-18	7+	02-02-18	02-02-18	NVI	UK	Y	Y	DIED	108
54	LAKKIMRWT	SERAI NAURANG	KP/62/18/009	M	12	29-01-18	7+				Y	Y	Y		105
55	LAKKIMRWT	SERAI NAURANG	KP/62/18/017	F	84	01-01-18	7+				N	Y	N	Y	133
56	MANSEHRA	MANSEHRA	KP/14/18/004	F	95	07-02-18	7+				Y	N	Y	DIED	96
57	MARDAN	MARDAN	KP/40/18/036	M	6	04-02-18	7+	08-03-18	09-03-18	VACC	N	Y	Y		99
58	MARDAN	MARDAN	KP/40/18/041	M	36	29-01-18	7+	15-03-18	16-03-18	NVI	Y	N	Y	DIED	105
59	MARDAN	MARDAN	KP/40/18/045	M	27	05-02-18	7+	19-03-18	21-03-18	NVI	Y	Y	UK	Y	98
60	PESHAWAR	PESHAWAR	KP/30/18/011	M	29	15-01-18	7+				Y	N	Y	DIED	119
61	PESHAWAR	PESHAWAR	KP/30/18/017	F	96	22-01-18	7+	06-02-18	06-02-18	NVI	Y	N	N	Y	112
62	PESHAWAR	PESHAWAR	KP/30/18/029	M	36	21-01-18	7+	11-02-18	12-02-18	VACC	Y	Y	Y		113
63	PESHAWAR	PESHAWAR	KP/30/18/046	F	24	21-01-18	7+	20-02-18	21-02-18	NVI	Y	Y	Y	Y	113
64	PESHAWAR	PESHAWAR	KP/30/18/047	M	144	12-01-18	7+	23-02-18	24-02-18	NVI	N	Y	Y	Y	122
65	PESHAWAR	PESHAWAR	KP/30/18/064	M	36	06-02-18	7+	18-03-18	19-03-18	VACC	Y	Y	Y	Y	97
66	PESHAWAR	PESHAWAR	KP/30/18/074	F	98	06-02-18	7+	22-03-18	26-03-18	EV	N	Y	Y	Y	97
67	SHANGLA	ALPURI	KP/26/18/017	F	45	10-01-18	7+				Y	Y	Y	Y	124
68	TORGHAR	JUDBAH	KP/15/18/004	M	132	02-01-18	7+				Y	Y	UK	Y	132
69	BOLAN	MACH	BN/42/18/002	M	48	28-01-18	7+				UK	Y	Y	DIED	106
70	KABDULAH	CHAMAN	BN/14/18/005	F	12	07-02-18	7+				Y	N	Y	DIED	96
71	LASBELA	SONMIANI	BN/55/18/002	F	45	05-01-18	7+	04-02-18	05-02-18	NVI	Y	N	Y	Y	129
72	MUSAKHEL	SADDAR	BN/24/18/002	F	48	05-01-18	7+	21-02-18	22-02-18	VACC	N	Y	N	Y	129
73	NOSHKI	NOSHKI	BN/15/18/003	M	19	10-02-18	7+				Y	N	Y	DIED	93
74	PISHIN	PISHIN	BN/12/18/006	F	42	11-01-18	7+	01-02-18	04-02-18	NVI	Y	N	Y	Y	123
75	PISHIN	PISHIN	BN/12/18/013	F	84	05-01-18	7+				Y	N	Y	DIED	129
76	QUETTA	ZARGHOON TOWN	BN/11/18/006	F	59	27-01-18	7+	04-02-18		NVI	N	N	Y	DIED	107
77	SIBI	SIBI	BN/31/18/001	M	72	12-02-18	7+	18-03-18	19-03-18	VACC	UK	UK	Y		91
78	BAGH	BAGH	AJ/50/18/004	F	66	10-02-18	7+	21-02-18	26-02-18	NVI	N	Y	UK	Y	93
79	POONCH	ABBASPUR	AJ/40/18/007	M	24	20-01-18	7+	07-02-18	08-02-18	NVI	Y	Y	Y	Y	114
80	POONCH	HAJIRA	AJ/40/18/023	M	3	17-01-18	5				N	Y	Y	Y	117
81	HUNZA	ALIABAD	GB/72/18/001	F	12	15-01-18	7+	04-03-18	05-03-18	NVI	UK	Y	UK		119
82	KHYBER	JAMRUD	FT/34/18/032	F	15	10-02-18	7+	18-03-18	19-03-18	NVI	N	Y	Y	Y	93

\* Afp.rec Data as of 14-05-2018

€ Based on recall of parents

60 days Follow-up not done

FUP = Residual Weakness at 60 days follow up.