



**World Health
Organization**

**Weekly
AFP Surveillance Update
Pakistan**

Week 18 (*Ended on 5th May, 2018*)

National Surveillance Cell

World Health Organization Country Office,
Chak Shahzad, Park Road,
Islamabad, Pakistan

Tel: +92-51 9255123 / 9255282 /9255184


AFP Surveillance



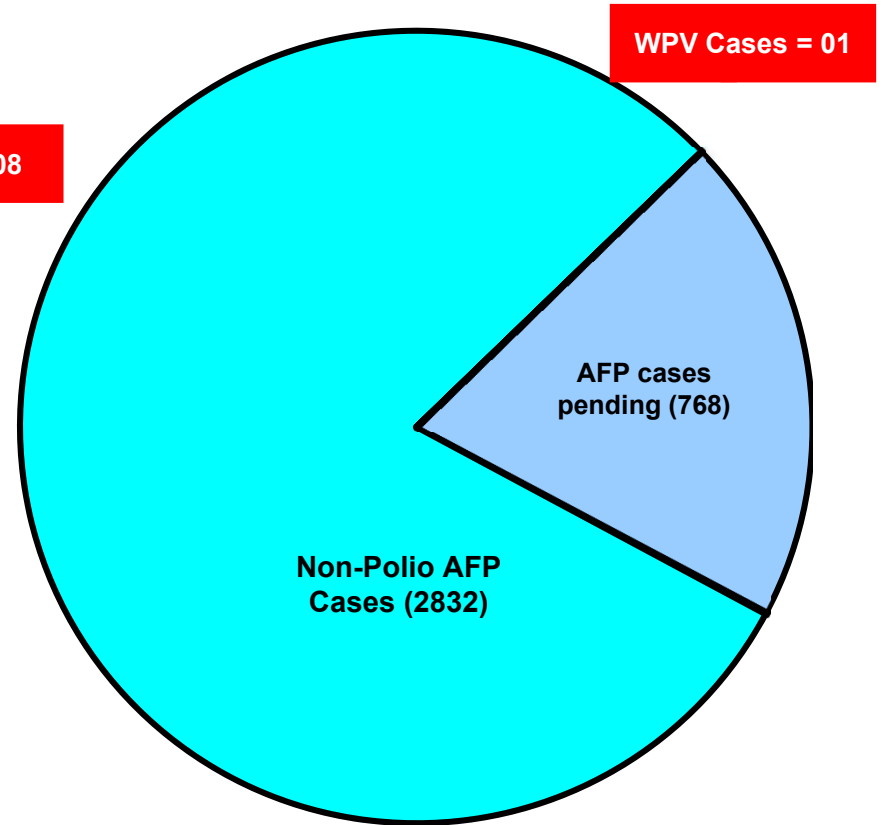
<http://www.emro.who.int/pak/information-resources>

AFP Case Profile, 2017-2018*

2017



2018



Total AFP Cases Reported = 10314

^ 14 Inadequate cases not due for FUP

^ 14 AFP Cases pending for classification by ERC

Total AFP Cases Reported = 3601

^ 198 Inadequate cases not due for FUP

^ 570 AFP Cases pending in Lab

^64 AFP Cases pending for classification by ERC

* Afp.rec Data as of 07-05-2018

Table 1.1: List of Confirmed Polio Cases, Pakistan 2017-2018* (1/1)

S.NO.	PROVINCE/ REGION	DISTRICT	TEHSIL	EPID NO.	SEX	AGE (m)	DATE ONSET OF PARALYSIS	NO. OPV DOSES (based on parents recall)		FEVER	Asymmetric Paralysis	Rapid Progression	REFUSAL	WPV TYPE	GENETICS
								Routine	SIA's						Cluster
01	PUNJAB	LODHRAN	DUNYAPUR	PB/64/17/008	M	4	28-Jan-17	2	5	Y	Y	Y	N	NSL1	R4B1C2
02	GBALTISTAN	DIAMIR	THORE HUDUR	GB/31/17/002	M	12	13-Feb-17	0	0	Y	Y	Y	N	NSL1	R4B5C4
03	BALUCHISTAN	KABDULAH	CHAMAN	BN/14/17/024	M	18	11-June-17	0	3	Y	Y	Y	N	NSL1	R4B5C3
04	SINDH	KHGIQBAL	G-IQBAL	SD/65/17/018	M	7	11-Aug-17	3	1	Y	N	Y	N	NSL1	R4B5C4
05	KPAKHTUNKHWA	LAKKIMRWT	LAKKIMRWT	KP/62/17/025	F	24	21-Aug-17	3	7+	Y	Y	Y	N	NSL1	R4B1C1
06	SINDH	KHIGADAP	GADAP	SD/63/17/051	M	5	09-Nov-17	0	3	Y	Y	Y	Y	NSL1	R4B5C4
07	BALUCHISTAN	ZHOB	ZHOB	BN/21/17/019	M	24	15-Nov-17	0	0	N	Y	N	Y	NSL1	R4B5C4
08	BALUCHISTAN	KABDULAH	GULISTAN	BN/14/17/045	M	12	13-Nov-17	0	0	Y	Y	Y	Y	NSL1	R4B5C4
2018															
01	BALUCHISTAN	DUKI	DUKI	BN/65/18/003	M	38	08-Mar-18	0	7+	Y	Y	Y	N	NSL1	R4B5C4

* Afp.rec Data as of 07-05-2018

Table 3: Urgent/ITD Pending Cases (1/1)

Basic information										OPV doses				Urgent		Prov Diagnosis	Lab update			Remarks
S.#	District	Tier	Tehsil	Union council	Epid number	Date of Onset	Age (M)	Sex	Date of 1st stool	Stool Adeq	RI	S1As	Last 6 S1As	Last dose	Field		NSC	Lab No.	Days Inc	
Reported urgent (by field / NSC criteria)																				
1	DUKKI *		DUKKI	VIALLA DUKKI	BN/65/18/004	08-Apr-18	3	F	17-Apr-18	Y	0	2	2	13-Mar-18	N	Y	HEMIPLEGIA RIGHT SIDE	4378		UP
2	KABDULAH	1	CHAMAN	ROGHAN-2	BN/14/18/011	29-Mar-18	18	F	10-Apr-18	Y	0	7	6		Y	Y	POLIO MYELITIS	4007	23	UP
3	QUETTA	1	ZARGHOON TOWN	BALELLA	BN/11/18/024	23-Apr-18	18	F	25-Apr-18	Y	0	7	6	10-Apr-18	Y	Y	POLIO MYELITIS	4776		UP
4	DIKHAN	2	DIKHAN	YARAK	KP/60/18/028	17-Apr-18	10	M	19-Apr-18	Y	0	6	4	09-Apr-18	Y	Y	Suspected Polio myelitis	4447		UP
5	CHARSADA	2	CHARSADDA	UTMANZAI	KP/31/18/052	14-Apr-18	3	M	16-Apr-18	Y	2	3	3	10-Apr-18	N	Y	GBS	4225	19	UP
6	MARDAN	2	TAKHT BAH	MAKORI	KP/40/18/063	11-Apr-18	3	M	17-Apr-18	Y	2	3	3	19-Mar-18	N	Y	LRTI	4345	18	UP
7	BAHWLNAGAR	4	HARQONABAD	164/7R	PB/73/18/026	06-Apr-18	8	F	11-Apr-18	Y	2	4	6	12-Feb-18	N	Y	CVA (RIGHTSIDE)	4045	22	UP
8	FAISALABAD *	4	JARANWALA	UC 57	PB/51/18/076	10-Apr-18	4	M	19-Apr-18	Y	2	3	3	09-Apr-18	N	Y	TRAUMATIC NEURITIS	4449		UP
9	MIANWALI *	4	EISAKHAIL	KHUGLAN WALA	PB/43/18/026	02-Apr-18	24	M	20-Apr-18	N	0	3	3	15-Feb-18	N	Y	RIGHT HEMIPLEGIA	4533		UP
10	KHIKAMARI *	4	KAMARI	GABOPAT - 8	SD/67/18/008	05-Apr-18	1	M	17-Apr-18	Y	0	0	0		N	Y	MENINGO ENCEPHALITIS	4363		UP
11	KHINNAZIM *	4	NNAZIM	SAKHI HASSAN -	SD/74/18/013	20-Mar-18	22	M	19-Apr-18	N	2	4	1		N	Y	TRANSVERSE MYELITIS	4509		UP
12	T.ALLAHYAR *	4	TALUKA TANDO A. YAR	NASARPUR	SD/27/18/013	08-Apr-18	18	M	19-Apr-18	Y	0	6		17-Mar-18	N	Y	ENCEPHALITIS	4591		UP

* New addition § New results #Data not available ¥ NSC Criteria = Fever, Rapid Progress, Age < 48 months and OPV Doses < 7 UP = Under process
 Urgent (Field/NSC) / Inadequate specimens / Age 12-35 months / Zero OPV dose UPending for genomic sequencing

Point in time comparison of Polio Cases by Province/Region 2017 - 2018*

Region/ Province	No. of polio cases		No. of infected districts/towns		Most recent polio case
	2017	2018	2017	2018	
Khyber Pakhtunkhwa	0	0	0	0	21-Aug-17
Sindh	0	0	0	0	09-Nov-17
Balochistan	0	1	0	1	08-Mar-18
G-Baltistan	1	0	1	0	13-Feb-17
Punjab	1	0	1	0	28-Jan-17
FATA / FR Areas	0	0	0	0	27-Jul -16
Pakistan	2	1	2	1	08-Mar-18

Seventeen additional district / town declared infected based on environmental samples in 2018

* Afp.rec Data as of 07-05-2018

Table 2: LAB Update 2017-2018*

Month of Onset	AFP Cases	No virus isolated	Cases Under Process		Isolated Viruses from stools						
			Culture	ITD	Vaccine viruses		NPEV		Wild	Results within 14 days	
	n	n	n	n	n	%	n	%	n	n	%
January-17	754	597	0	0	56	7	100	13%	1	753	100%
February-17	772	621	0	0	43	6	107	14%	1	771	100%
March-17	825	634	0	0	55	7	136	16%	0	825	100%
April-17	822	589	0	0	45	5	188	23%	0	815	99%
May-17	906	681	0	0	51	6	174	19%	0	900	99%
June-17	669	460	0	0	17	3	191	29%	1	610	91%
July-17	892	572	0	0	23	3	297	33%	0	892	100%
August-17	853	542	0	0	20	2	289	34%	2	851	100%
September-17	854	501	0	0	68	8	285	33%	0	854	100%
October-17	885	604	0	0	56	6	225	25%	0	885	100%
November-17	819	516	0	0	62	8	238	29%	3	816	100%
December-17	913	712	0	0	57	6	139	15%	0	908	99%
Total-2017	9964	7029	0	0	553	6	2369	24%	8	9880	99%
January -18	1012	836	1	0	76	8	99	10%	0	1011	100%
February -18	898	717	3	0	73	8	105	12%	0	895	100%
March-2018	958	726	42	0	28	3	161	17%	1	915	96%
April-2018	771	98	647	0	3	0	23	3%	0	124	16%
May-2018	1	0	1	0	0	0	0	0%	0	0	0%
Total-2018	3639	2377	693	0	180	5	363	10%	1	2945	81%

*Data as of 07-05-2018

Comparison of Environmental Sampling Results, 2016-17*

DISTRICT	2017					2018					Last
	TOTAL	WILD			TOTAL	WILD					
	n	GRAB	BMFS	TOTAL		n	GRAB	BMFS	TOTAL		
		n	n	n	%		n	n	n	%	
LAHORE	21			0	0%	20			0	0%	18-Dec-17
MULTAN	12	1		1	8%	11			0	0%	9-Jan-17
DGKHAN	13			0	0%	9		1	1	11%	12-Feb-18
RAWALPINDI	8	3		3	38%	8	1		1	13%	10-Jan-18
FAISALABAD	8			0	0%	8			0	0%	2-Jul-16
SARGODHA	4			0	0%	3			0	0%	
BAHAWALPUR	4			0	0%	3			0	0%	
RAJANPUR						3			0	0%	
CDA	4	3		3	75%	4	1		1	25%	10-Jan-18
KHIGIQBAL	11	2	1	3	27%	8			0	0%	10-Oct-17
KHIGADAP	13	5		5	38%	10	3		3	30%	5-Apr-18
KHIBALDIA	4			0	0%	4			0	0%	3-Nov-17
KHILANDHI	4	2		2	50%	3	1		1	33%	10-Jan-18
KHIKORANGI	4			0	0%	3			0	0%	16-Oct-17
KHISITE	4			0	0%	4	1		1	25%	1-Jan-18
KHISADDAR						3			0	0%	
KHILIAQAT						3	1		1	33%	7-Mar-18
SUKKUR	8	1		1	13%	9		1	1	11%	8-Feb-18
HYDERABAD	5			0	0%	4	1		1	25%	9-Feb-18
JACOBABAD	4			0	0%	6	1	1	2	33%	7-Mar-18
SANGHAR	4			0	0%	1			0	0%	
DADU	5			0	0%	4			0	0%	
KAMBAR	4			0	0%	4	1		1	25%	7-Apr-18
PESHAWAR	9	3		3	33%	8	3	1	4	50%	11-Apr-18
DIKHAN	10			0	0%	8			0	0%	16-Jul-16
BANNU	3			0	0%	4		1	1	25%	31-Mar-18
KOHAT	4			0	0%	4	2		2	50%	27-Mar-18
CHARSADA	4			0	0%	3			0	0%	
MARDAN	4			0	0%	3			0	0%	
NOWSHERA	4			0	0%	3			0	0%	
KABDULAH	9	8		8	89%	7	1		1	14%	1-Jan-18
QUETTA	18	6	1	7	39%	14	2		2	14%	12-Apr-18
PISHIN	5	4		4	80%	4			0	0%	2-Oct-17
KHUZDAR	4			0	0%	3			0	0%	
LORALAI	4			0	0%	2	1		1	50%	17-Mar-18
ZHOB	4			0	0%	3			0	0%	18-Dec-17
PAKISTAN	226	38	2	40	18%	201	20	5	25	12%	12-Apr-18

* Data as of May 07, 2018

WPV and cVDPV Cases by District in 2017

PROVINCE	DISTRICT	WPV Cases		cVDPV Cases	
		Onset of Last Case	Cases	Onset of Last Case	Cases
KPAKHTUNKHWA	LAKKIMRWT	21-Aug	1		
Total		21-Aug	01		
SINDH	KHIGADAP	09-Nov	1		
	KHIGIQBAL	11-Aug	1		
Total		09-Nov	02		
BALOCHISTAN	ZHOB	15-Nov	1		
	KABDULAH	13-Nov	2		
Total		15-Nov	03		
G-Baltistan	DIAMIR	13-Feb	1		
Total		13-Feb	01		
PUNJAB	LODHRAN	28-Jan	1		
Total		28-Jan	01		
PAKISTAN		15-Nov	08		

2018

One new Polio cases was reported from District Duki with following characteristics.

Age: 38 months

Onset: 8th March, 2018

OPV doses: Routine=0 and SIAs = 7+

Map 2.1: Point in Time Comparison of Wild Polio virus Compatible and cVDPV2 isolates

Infected districts/Towns/Agencies/Areas

On the basis of WPV isolation

- WPV cases = 02
- Sewage water = 11 (no WPV case)
- Total = 13

2017

Source

AFP Surveillance

- P1 = 02
- Compatible = 0
- cVDPV Cases = -
- cVDPV Env = -

Sewage water

- Grab = 38
- BMFS = 02

Infected districts/Towns/Agencies/Areas

On the basis of WPV isolation

- WPV cases = 01
- Sewage water = 17 (no WPV case)
- Total = 18

2018

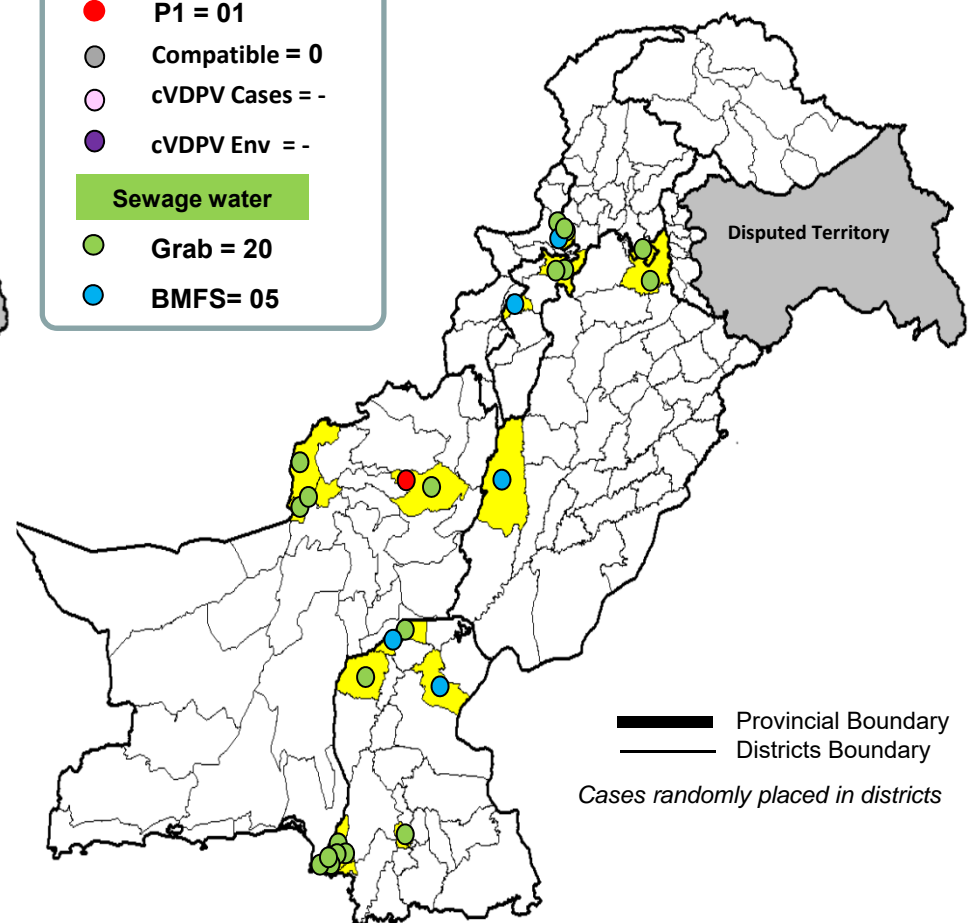
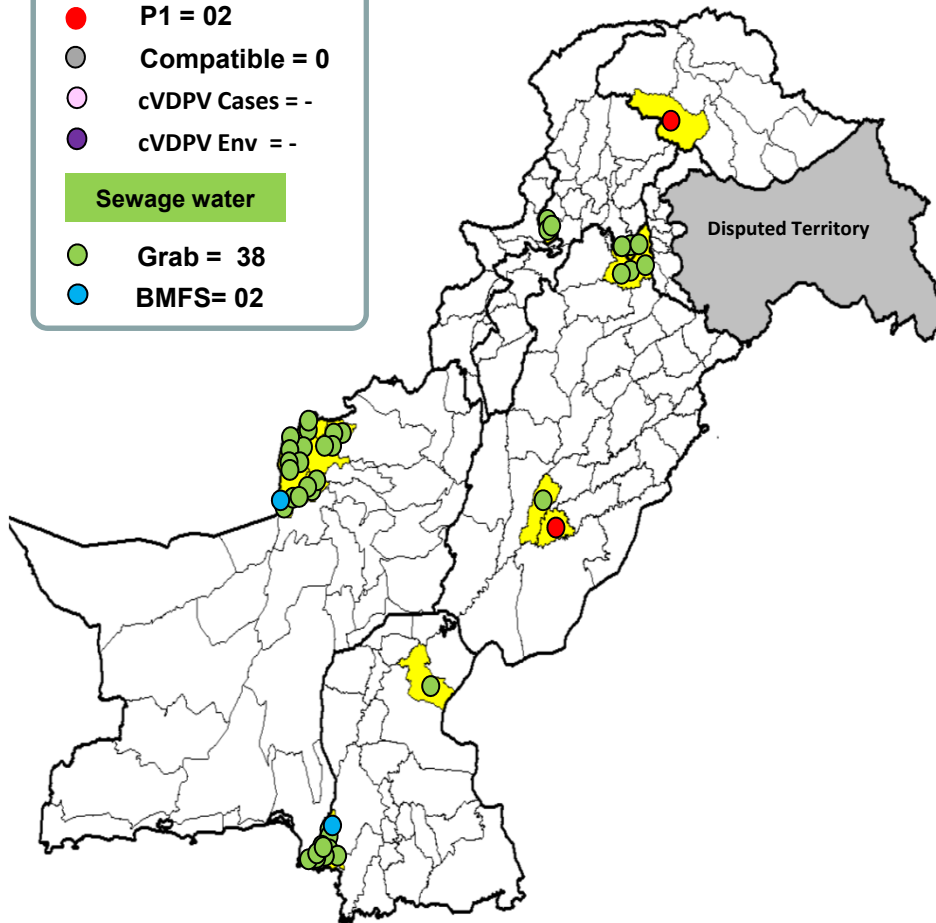
Source

AFP Surveillance

- P1 = 01
- Compatible = 0
- cVDPV Cases = -
- cVDPV Env = -

Sewage water

- Grab = 20
- BMFS = 05



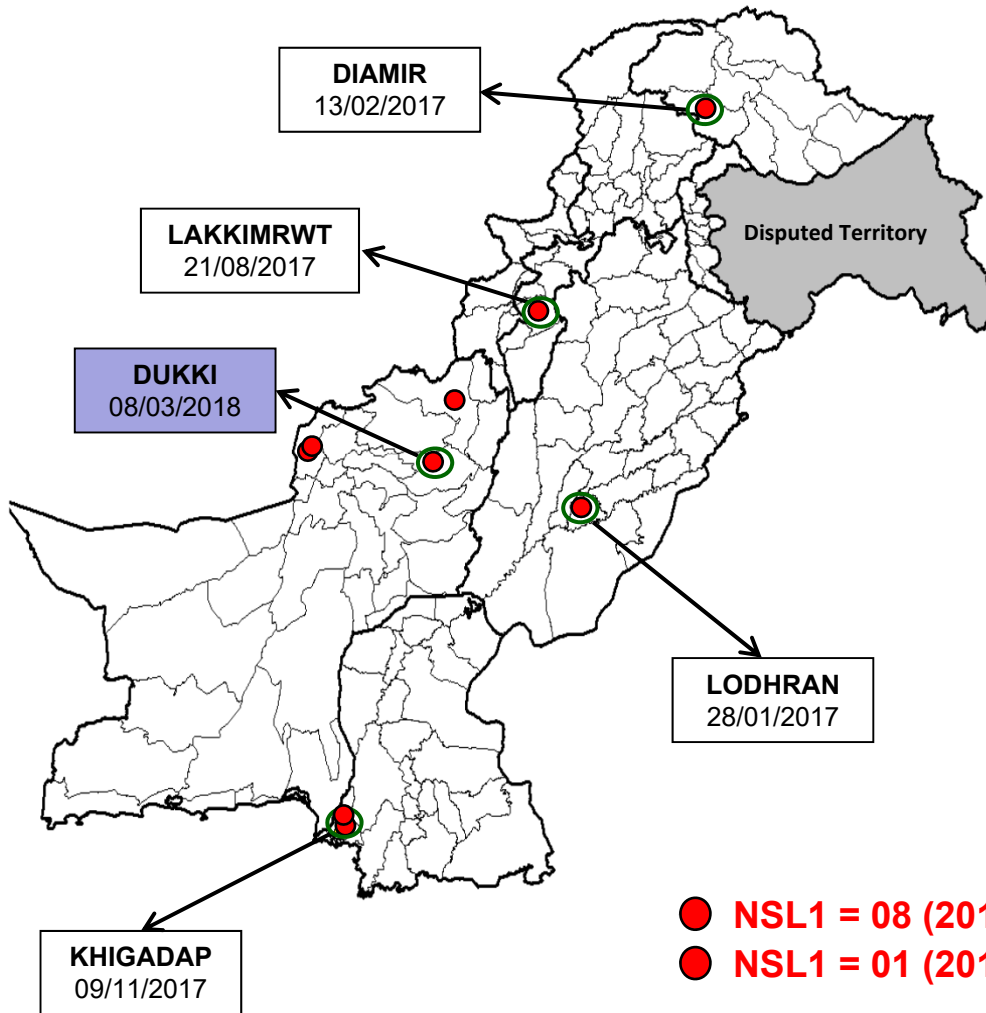
— Provincial Boundary
 — Districts Boundary

Cases randomly placed in districts

* Afp.rec Data as of 07-05-2018

Map1: Distribution of Wild Polio Cases Pakistan 2017-2018*

2017: Districts/Towns with Wild Polio Cases = 07



Province/ Country	Date of Last Case		Number of cases 2017		Number of cases 2018	
	P1	P3	P1	P3	P1	P3
FATA	Jul, 2016	Apr, 2012	-	-	-	-
KHYBER-PAKHTUNKHWA	Aug, 2017	Oct, 2010	01	-	-	-
SINDH	Nov, 2017	Jan, 2010	02	-	-	-
BALUCHISTAN	Mar, 2018	Apr, 2010	03	-	01	-
PUNJAB	Jan, 2017	Jun, 2010	01	-	-	-
AJK	Jun, 2000	Jun, 2000	-	-	-	-
GILGIT-BALTISTAN	Feb, 2017	-	01	-	-	-
ISLAMABAD	Sep, 2008	Sep, 2008	-	-	-	-
PAKISTAN	Mar, 2018	Apr, 2012	08	-	01	-

○ District with last polio case in province

— Provincial Boundary
 — Districts Boundary

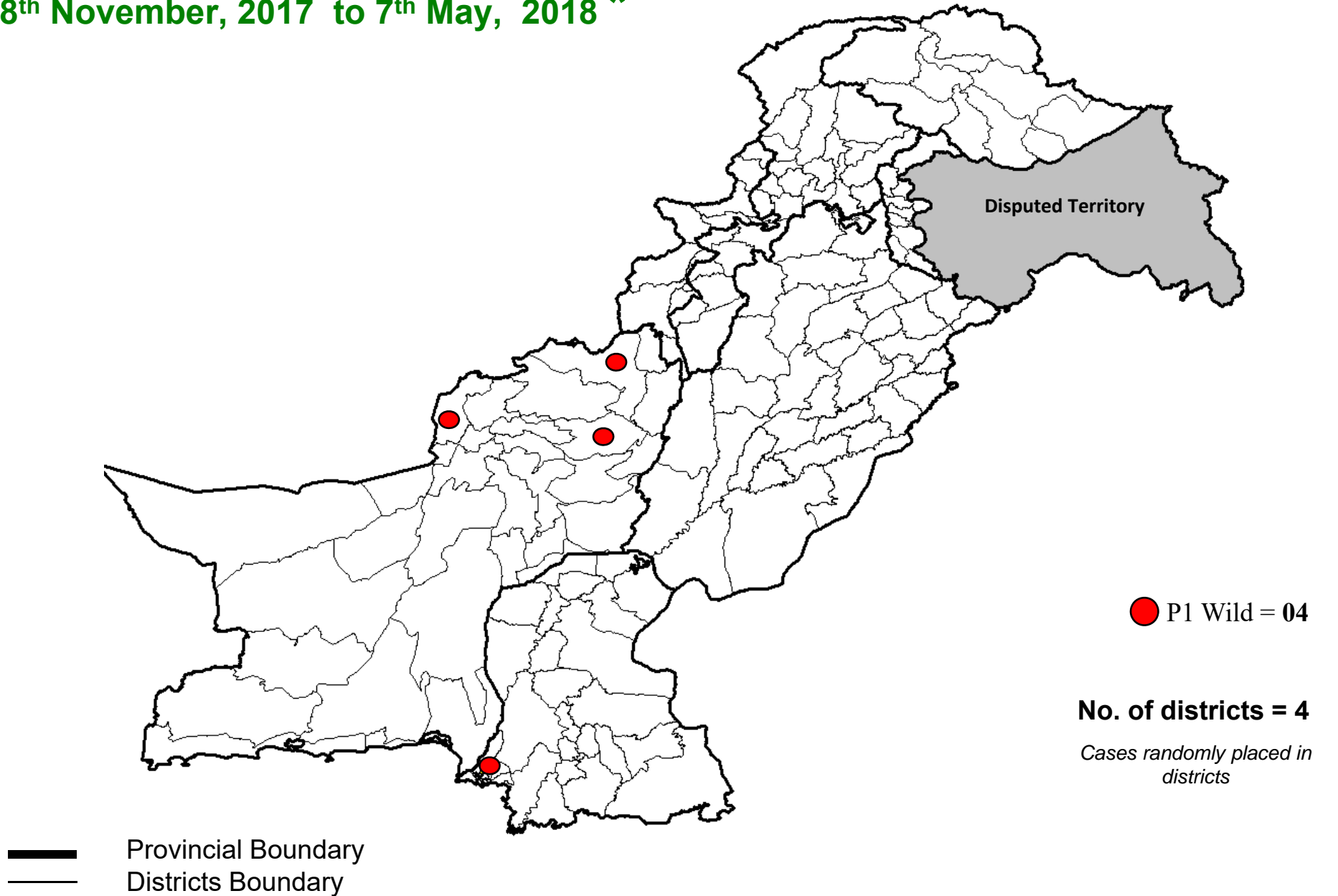
Cases randomly placed in districts

● NSL1 = 08 (2017)
 ● NSL1 = 01 (2018)

* Afp.rec Data as of 07-05-2018

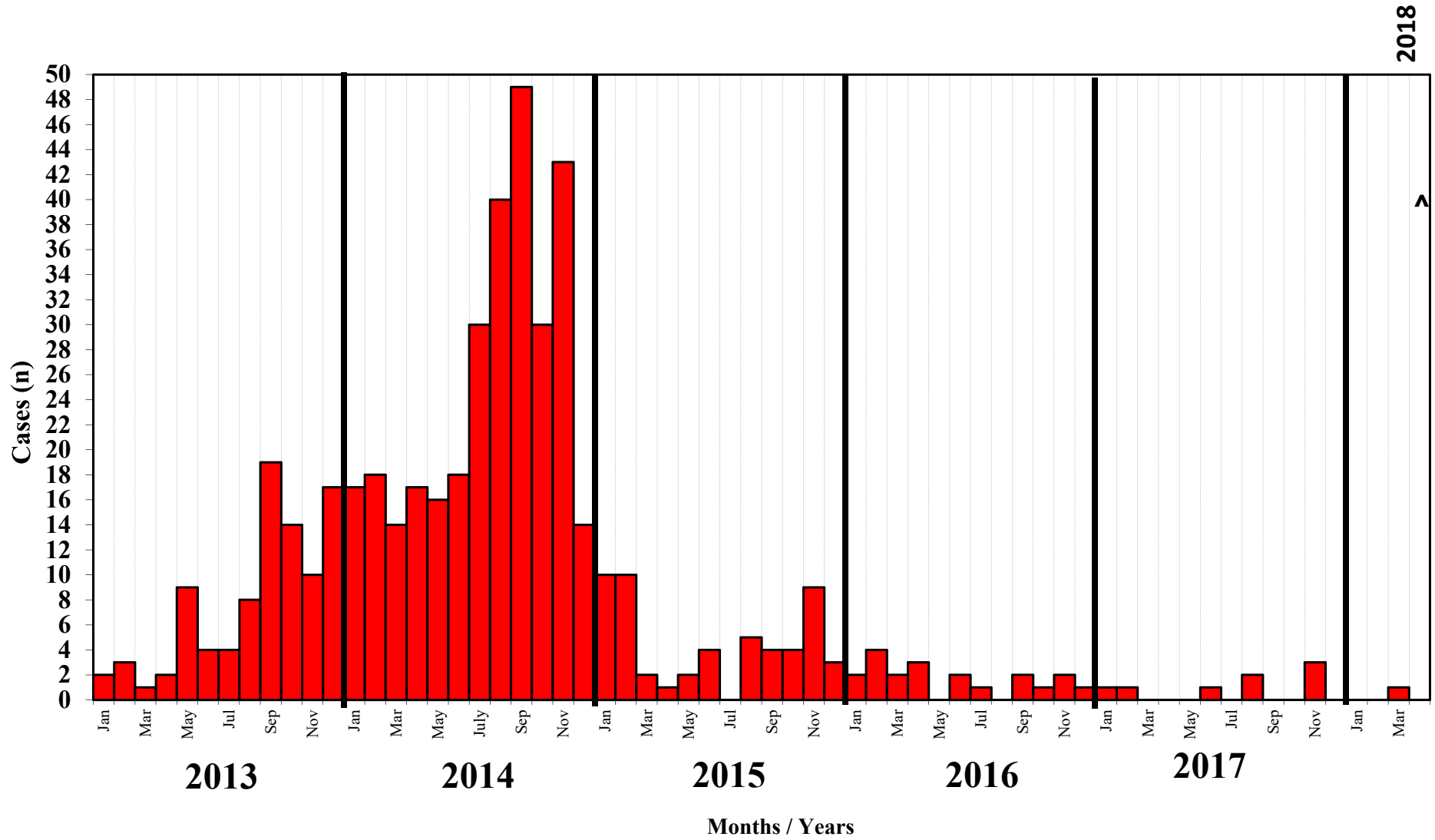
Map 3: Wild Polio cases in the last 6 months

8th November, 2017 to 7th May, 2018 *



* Afp.rec Data as of 07-05-2018

Confirmed Polio Cases 2013-2018*

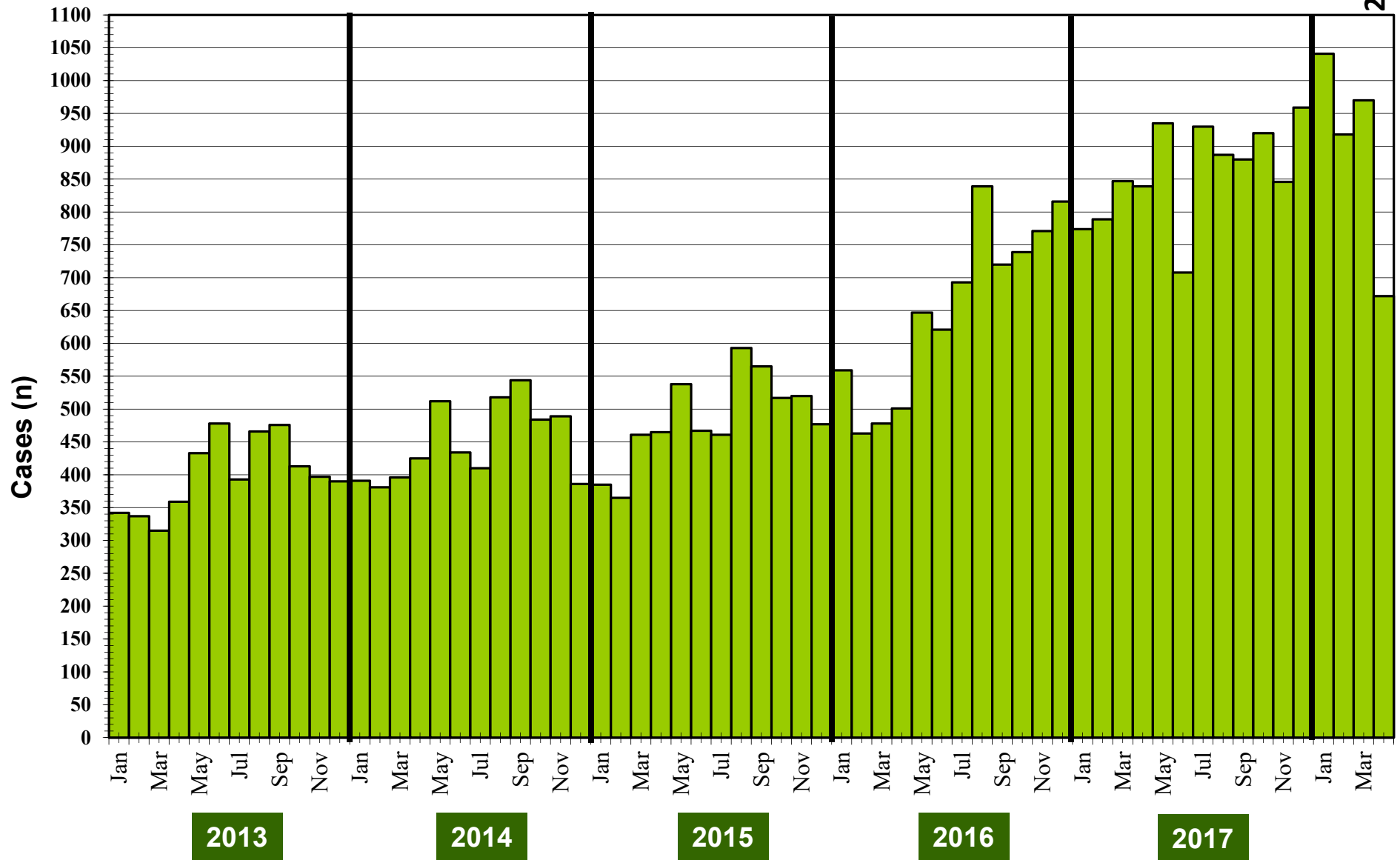


* Afp.rec Data as of 07-05-2018

■ NSL1

^ Data incomplete

Graph 1: Distribution of AFP Cases by Month, Pakistan 2013-2018*



* Afp.rec Data as of 07-05-2018

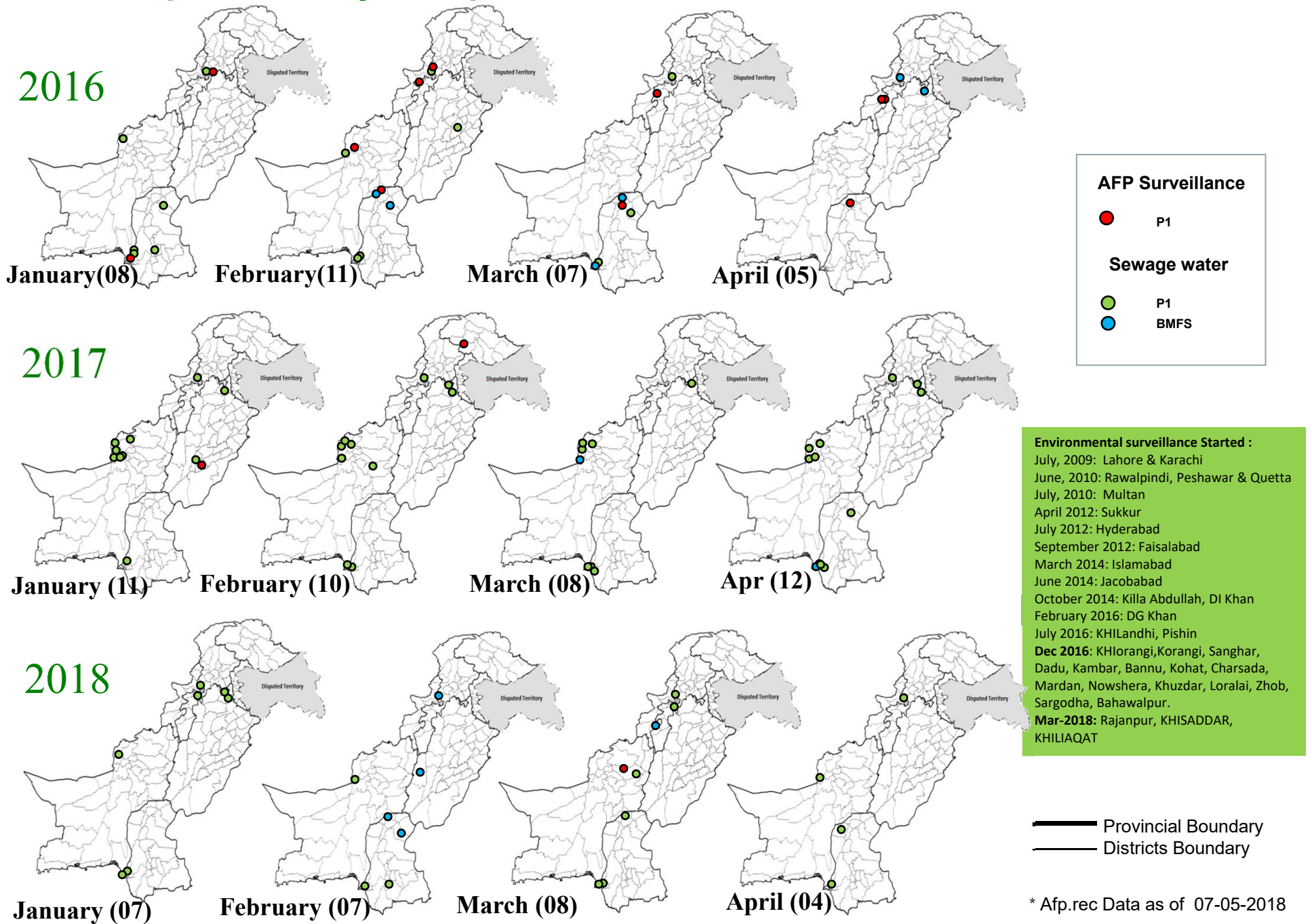
**Table 4: Distribution of AFP Cases By Week of Onset [^]
Pakistan- 2017-2018* [Week number / Ending on]**

PROVINCE	W 03 20 Jan 2018	W 04 27 Jan 2018	W 05 03 Feb 2018	W 06 10 Feb 2018	W 07 17 Feb 2018	W 08 24 Feb 2018	W 09 03 Mar 2018	W 10 10 Mar 2018	W 11 17 Mar 2018	W 12 24 Mar 2018	W 13 31 Mar 2018	W 14 7 Apr 2018	W 15 14 Apr 2018	W 16 21 Apr 2018	W 17 28 Apr 2018
PUNJAB	111	82	94	101	95	97	96	87	100	83	94	102	89	64	19
SINDH	56	63	51	61	54	42	33	37	53	48	45	48	46	26	6
FATA	25	11	6	8	5	7	4	17	15	7	13	20	17	8	2
BALUCHISTAN	15	5	8	12	10	13	8	12	12	7	14	13	15	6	1
AJK	7	4	2	8	6	10	9	4	5	1	5	10	1	6	1
GILGIT BILTISTAN	3	1	1	2	4	4	2	2	2	5	4	2	5	1	0
ISLAMABAD	5	3	1	3	3	3	5	5	2	5	2	1	0	1	0
KPAKHTUNKHWA	41	36	42	44	43	40	56	46	41	47	43	54	48	18	7
PAKISTAN	263	205	205	239	220	216	213	210	230	203	220	250	221	130	36

* Afp.rec & Afplab.rec: Data as of 07-05-2018

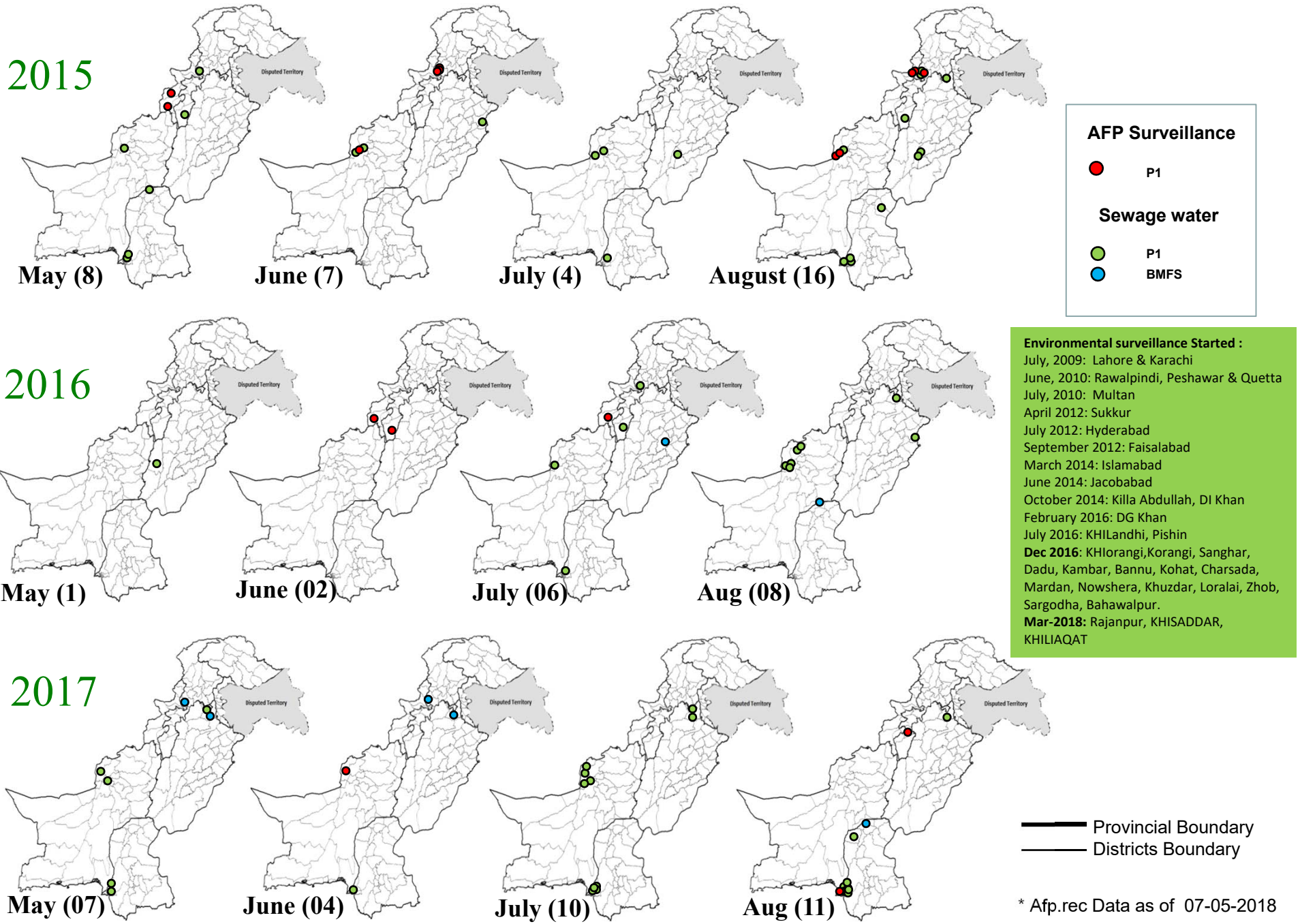
[^] MMWR Epidemiological Weeks

Map 4: Monthly Comparison of Polio Cases/Isolates 2016-2018*



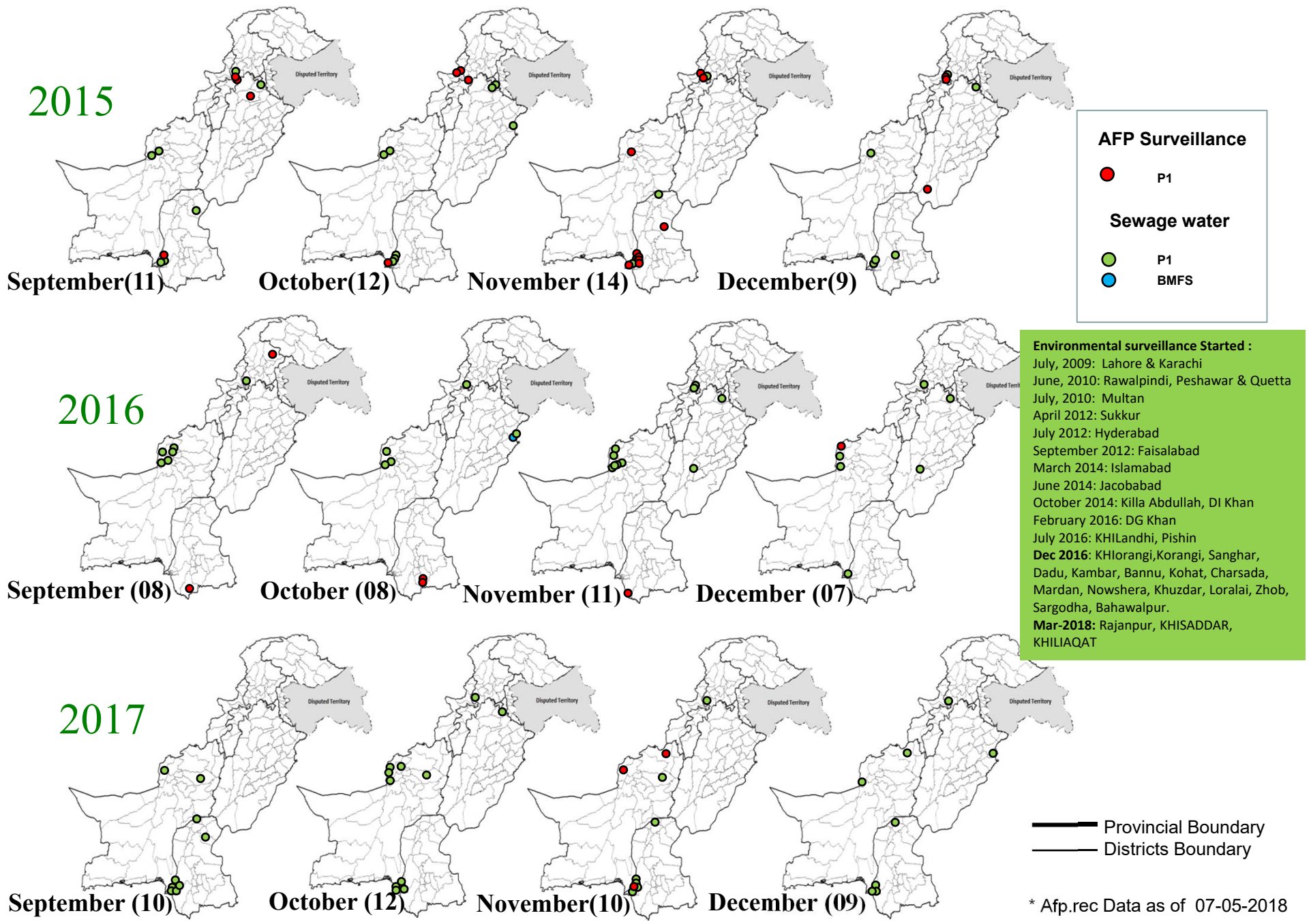
* Afp.rec Data as of 07-05-2018

Map 4.1: Monthly Comparison of Polio Cases/Isolates 2015-2017*



* Afp.rec Data as of 07-05-2018

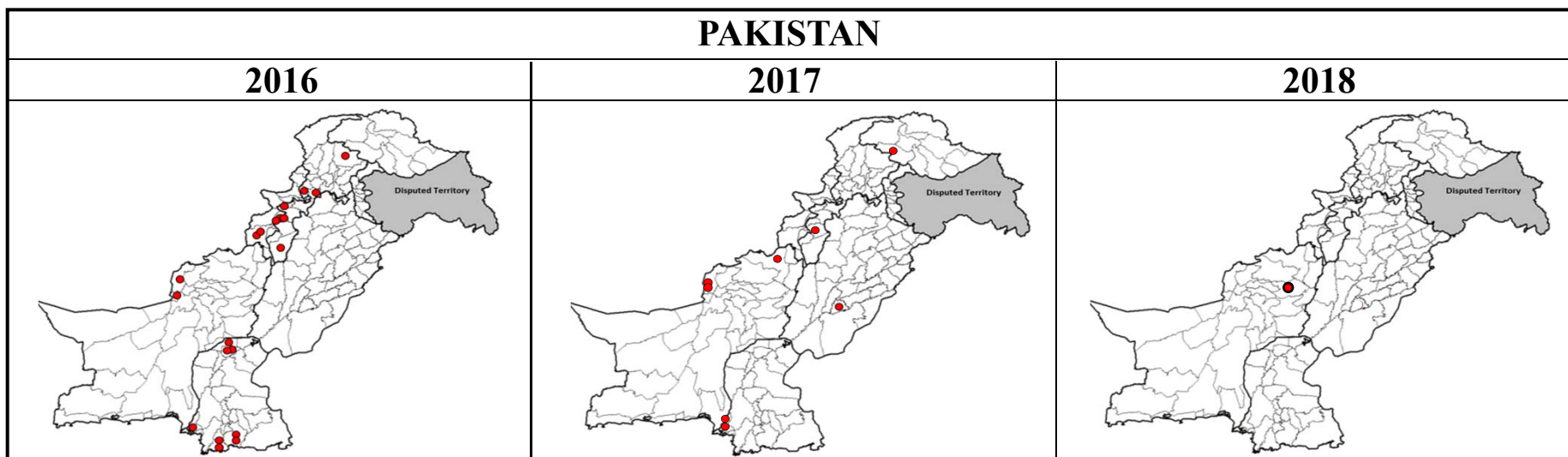
Map 4.2: Monthly Comparison of Polio Cases/Isolates 2015-2017*



* Afp.rec Data as of 07-05-2018

Table 5: Polio Eradication Update, Pakistan 2015-2018*

Province/Region	Polio 1			
	2015	2016	2017	2018
FATA	16	02	-	-
KP	17	08	01	-
SINDH	12	08	02	-
PUNJAB	02	-	01	-
BALUCHISTAN	07	02	03	01
AJK	-	-	-	-
Gilgit-Baltistan	-	-	01	-
ISLAMABAD	-	-	-	-
PAKISTAN	54	20	08	01

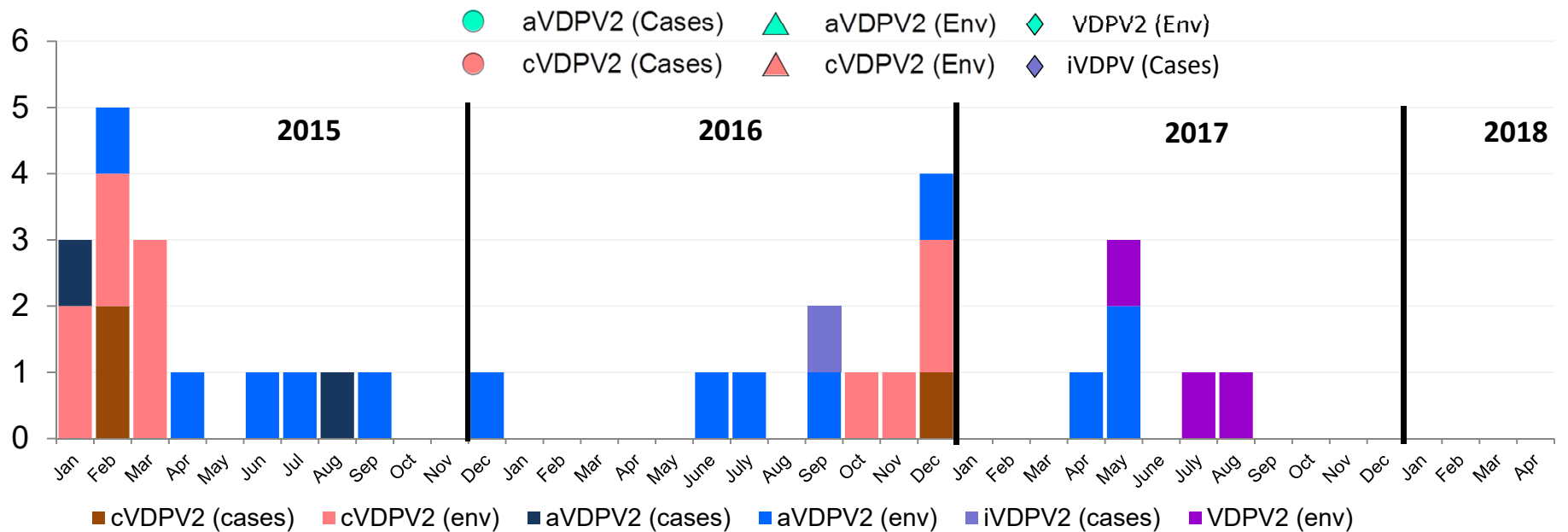
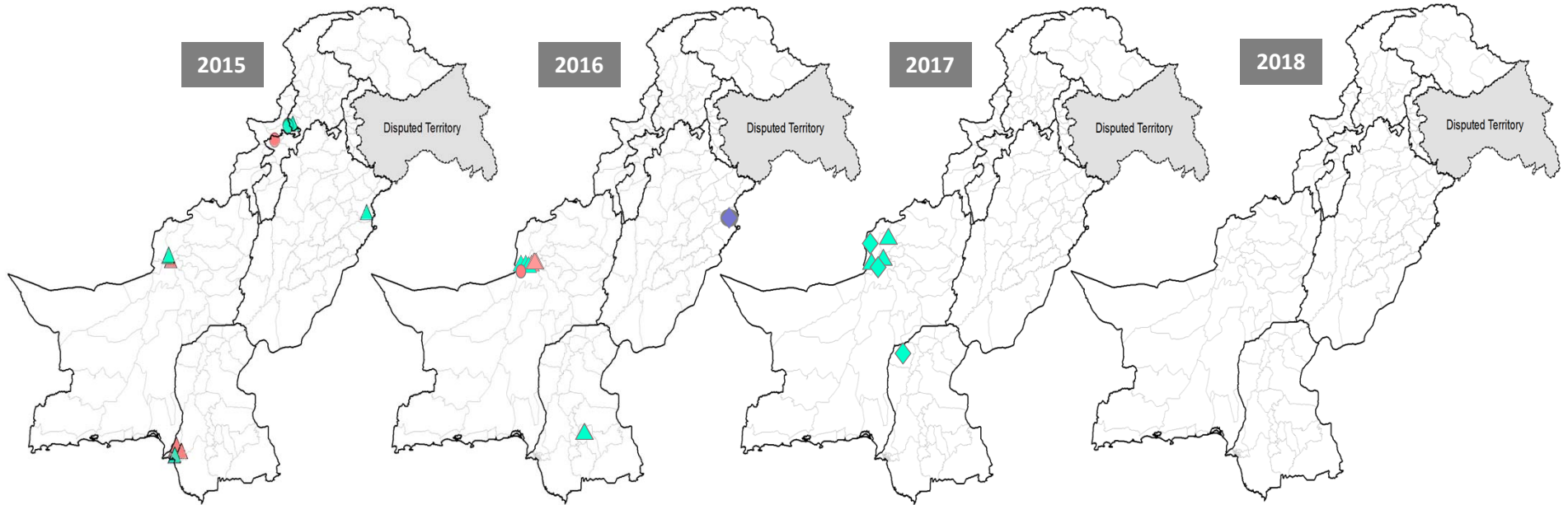


* Afp.rec Data as of 07-05-2018

VDPV2 isolates, 2014 to 2018*

DISTRICT	2014				2015				2016					2017					2018			
	aVDPV-2		cVDPV-2		aVDPV-2		cVDPV-2		aVDPV-2		iVDPV-2		cVDPV-2		VDPV2		aVDPV-2		cVDPV-2			
	Cases	Env	Cases	Env	Cases	Env	Cases	Env	Cases	Env	Cases	Env	Cases	Env	Env	Cases	Env	Cases	Env			
JAFARABAD																						
MASTUNG																						
PISHIN														1								
QUETTA					2		1			3			1	4		2				1		
KABDULAH																				1		
BALOCHISTAN					2		1			3			1	4		3				2		
FR BANNU				8																		
KHYBER	1		2		1		1															
MOHMAND																						
WAZIR-N	2		7																			
WAZIR-S	1																					
FATA	4		17		1		1															
BANNU			1																			
HANGU							1															
LAKKIMRWT			1																			
PESHAWAR			1				1															
KPAKHTUNKHWA			3		1		1															
LAHORE	1				1					1												
PUNJAB	1				1					1												
KAMBAR																				1		
KHIGADAP		2	1	7																6		
KHIGIQBAL		1					2															
KHIGULBERG							1															
HYDERABAD										1												
SINDH	3	1	7		1	2	6			1										1		
PAKISTAN	5	3	21	7	2	6	2	7		4	1		1	4		3				3		

VDPV isolates (Cases + ES), 2015 – 2018*



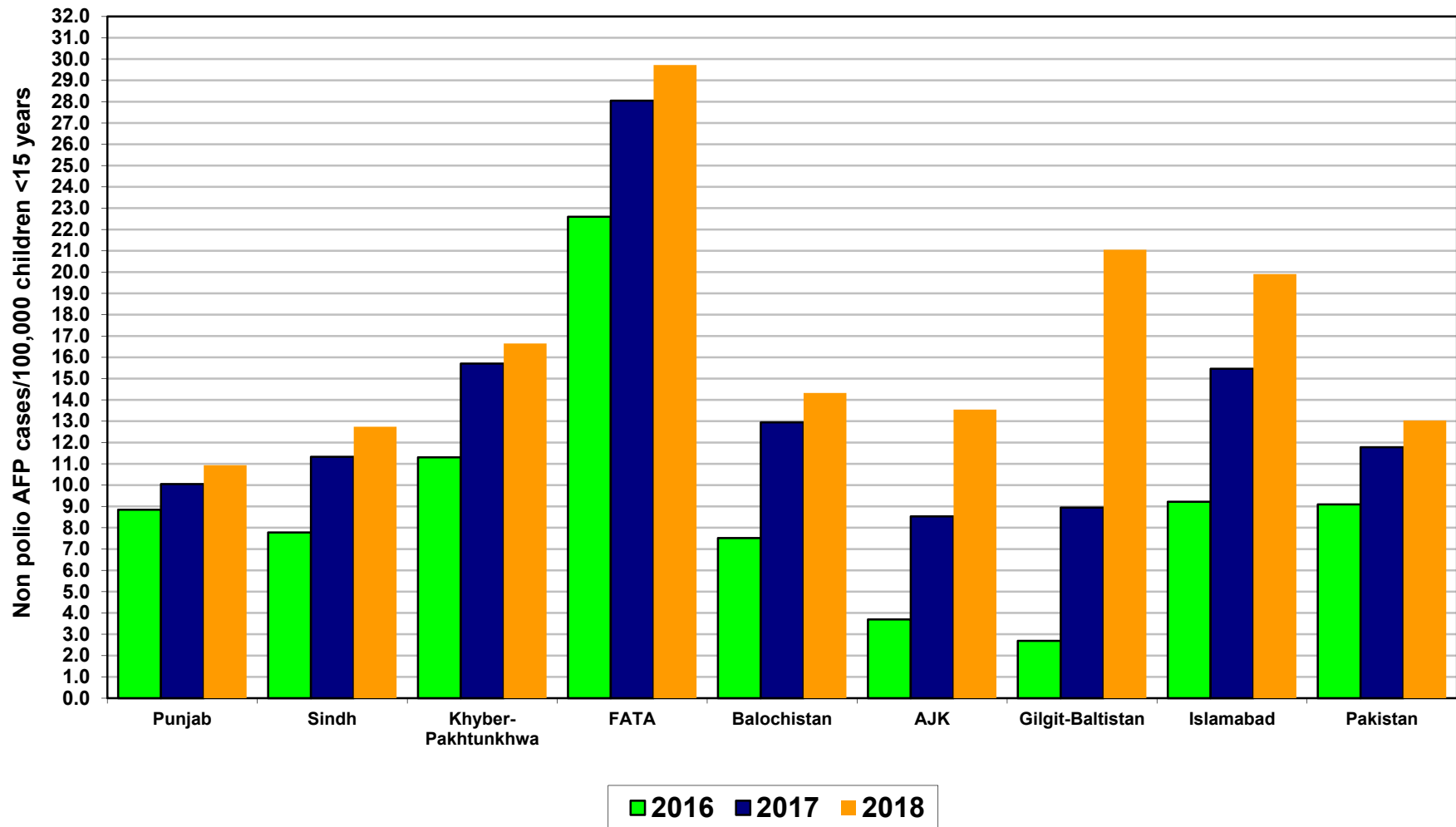
* Afp.rec Data as of 07-05-2018

Table 6: Vaccination status of non polio AFP cases age 6-59 months 2016-2018*

REGION	0 dose			1-2 doses			3 doses			4-6 doses			7+ doses		
	16	17	18	16	17	18	16	17	18	16	17	18	16	17	18
Central Punjab	0%	0%	0%	0%	0%	0%	1%	1%	2%	3%	3%	1%	97%	96%	97%
North Punjab	0%	0%	0%	0%	0%	1%	0%	1%	1%	2%	2%	1%	98%	97%	96%
South Punjab	0%	0%	0%	0%	0%	0%	0%	0%	2%	2%	2%	1%	98%	98%	96%
PUNJAB	0%	0%	0%	0%	0%	1%	0%	1%	2%	2%	2%	1%	97%	97%	97%
Karachi	0%	1%	0%	1%	1%	0%	1%	1%	2%	5%	7%	5%	93%	91%	93%
North Sindh	0%	0%	0%	0%	0%	0%	0%	0%	0%	5%	3%	2%	94%	97%	98%
South Sindh	0%	0%	1%	1%	0%	0%	1%	1%	1%	6%	4%	1%	92%	95%	97%
SINDH	0%	0%	0%	1%	0%	0%	1%	0%	1%	5%	4%	3%	93%	95%	96%
Central Khyber Pakhtunkhwa	0%	0%	0%	0%	1%	0%	0%	0%	1%	1%	1%	2%	99%	98%	97%
North Khyber Pakhtunkhwa	1%	0%	1%	1%	1%	0%	0%	1%	1%	2%	3%	2%	96%	94%	96%
South Khyber Pakhtunkhwa	0%	0%	1%	1%	2%	0%	1%	2%	0%	1%	4%	2%	96%	92%	97%
Khyber Pakhtunkhwa	0%	0%	0%	1%	1%	0%	0%	1%	0%	1%	3%	2%	97%	95%	97%
FATA	0%	0%	0%	2%	0%	1%	1%	1%	1%	10%	8%	5%	88%	91%	93%
Rest of Balochistan	7%	3%	0%	7%	9%	5%	2%	4%	0%	23%	13%	15%	62%	71%	80%
North Balochistan	0%	4%	0%	3%	6%	4%	3%	2%	0%	10%	10%	9%	83%	78%	87%
Quetta Block	1%	0%	3%	1%	1%	0%	4%	0%	0%	10%	7%	0%	83%	92%	98%
BALUCHISTAN	2%	2%	1%	3%	4%	2%	3%	3%	0%	13%	10%	8%	80%	82%	89%
PAKISTAN	0%	0%	0%	1%	1%	0%	1%	1%	2%	4%	4%	2%	95%	95%	96%

* Afp.rec Data as of 07-05-2018

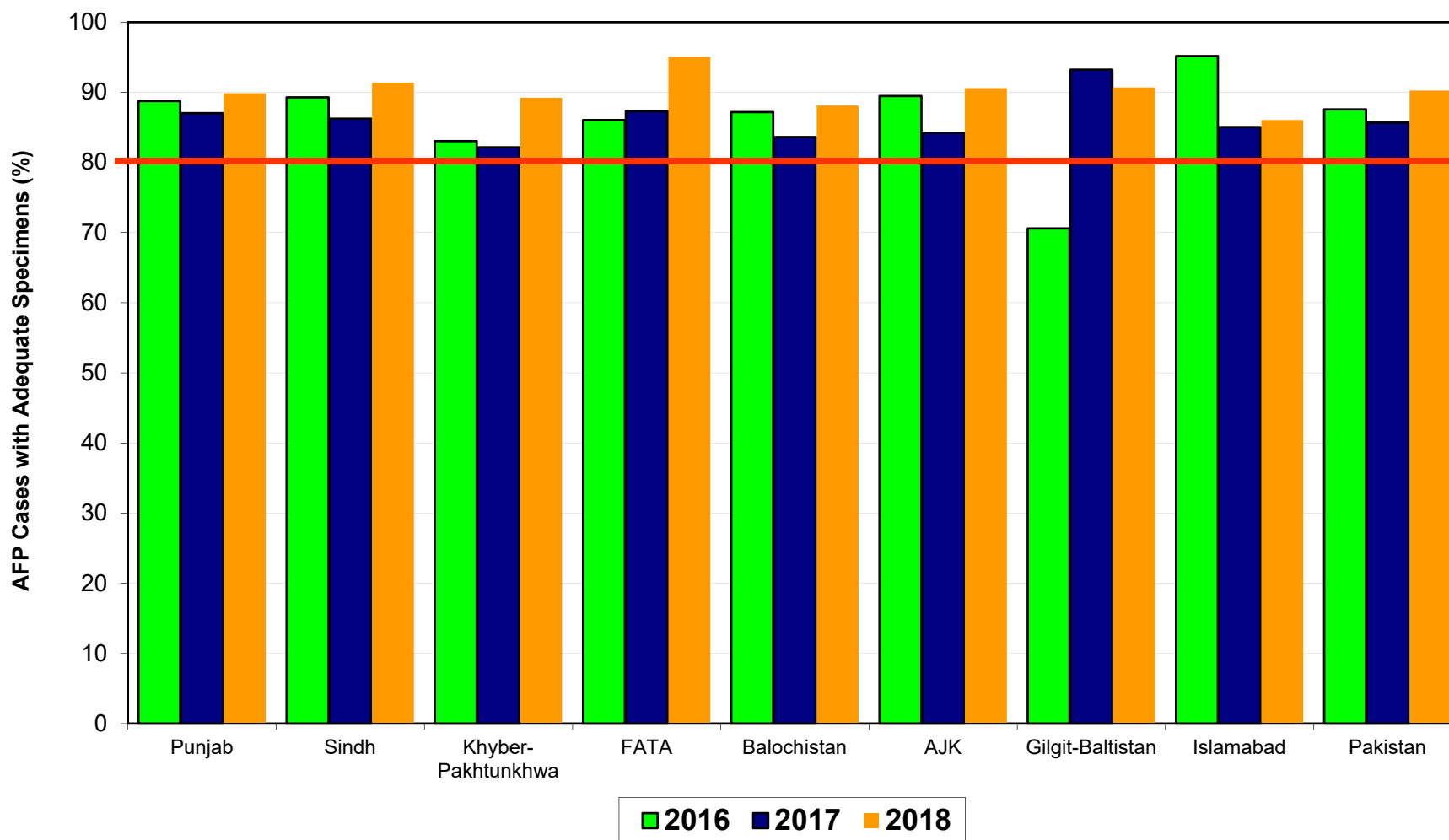
Non Polio AFP Rate By Province/Regions, 2016-2018*



Minimum Target Non-Polio AFP Rate for Tier-1 and Tier-2 districts is 6/100000 < 15 years of the age
 Minimum Target Non-Polio AFP Rate for Tier-3 and Tier-4 districts is 3/100000 < 15 years of the age

* Afp.rec Data as of 07-05-2018

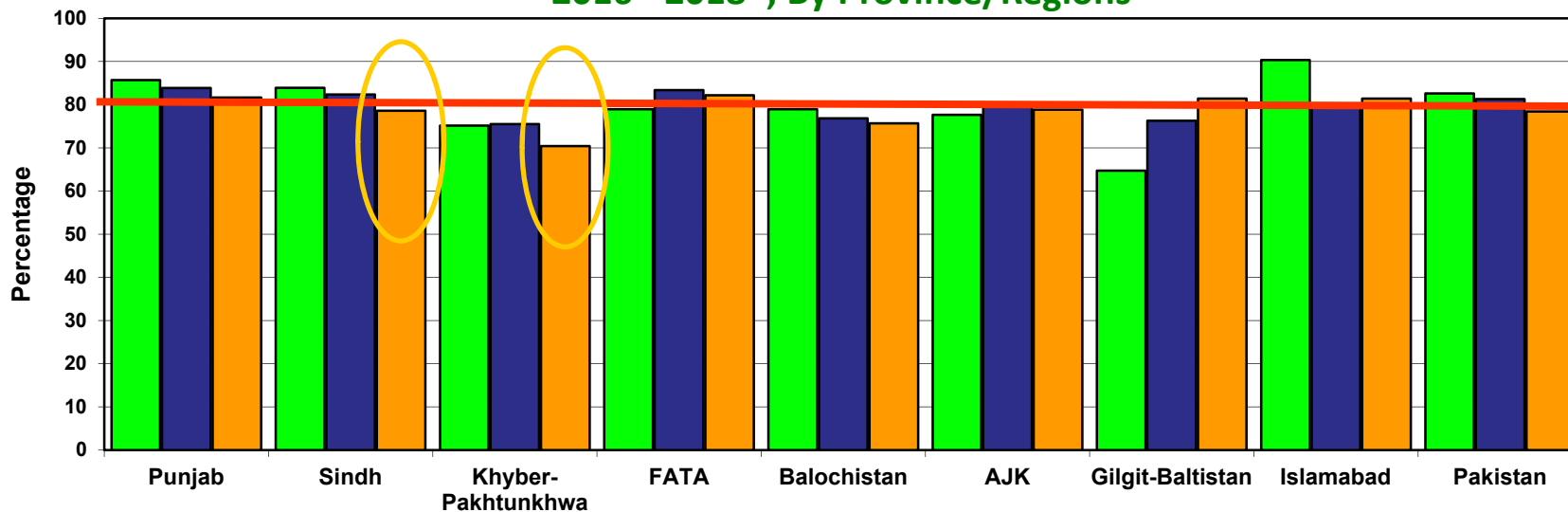
Percent AFP Cases with Adequate Specimens By Province/Regions, 2016-2018*



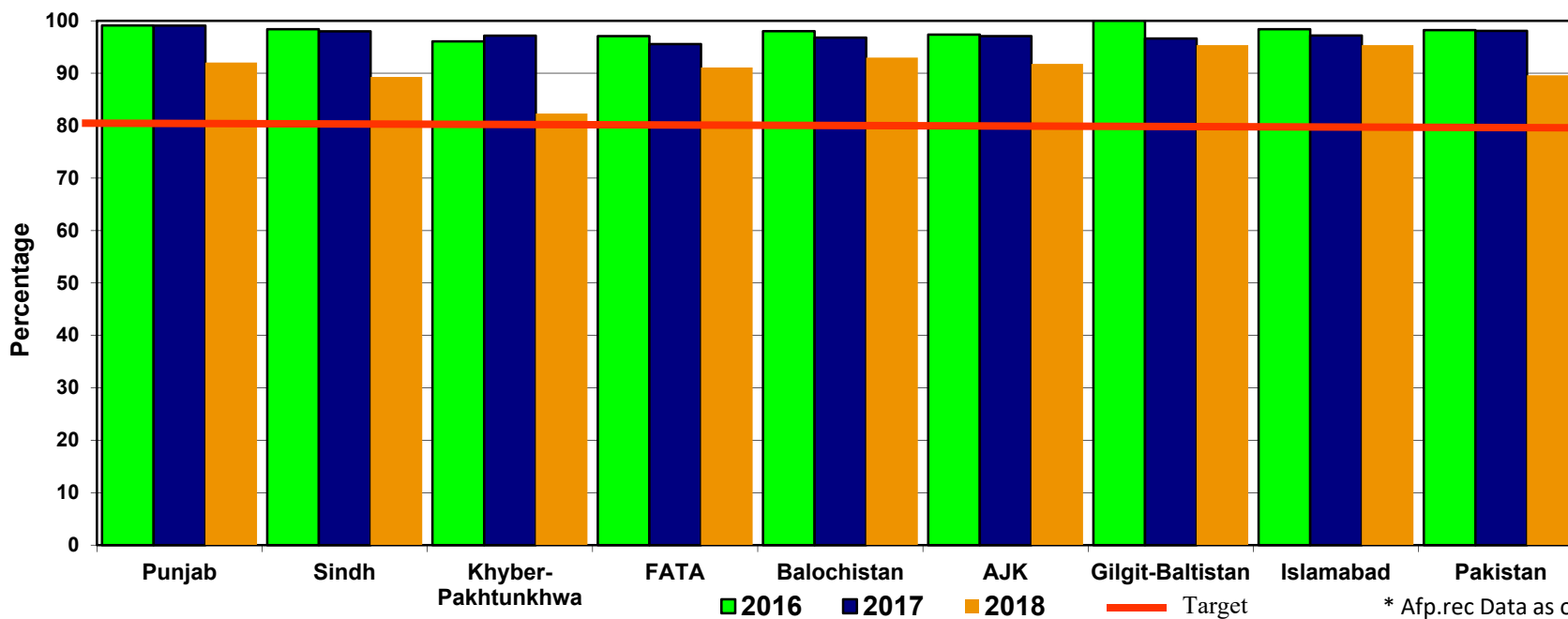
* Afp.rec Data as of 07-05-2018

— Target Adequate Sample cases = 80%

**Graph 5: Percent AFP Cases Notified within 07 days of paralysis onset
2016 - 2018*; By Province/Regions**

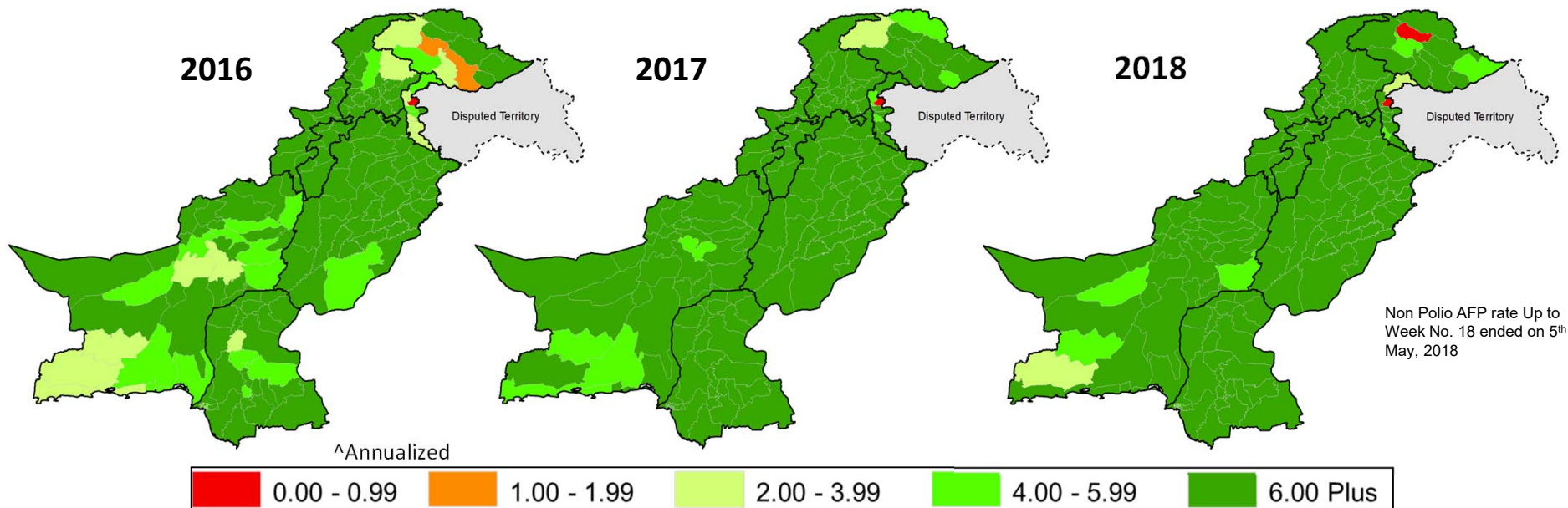


**Graph 6: Percent AFP Cases Investigated within 48 hours of notification
2016 ~ 2018*; By Province/Regions**

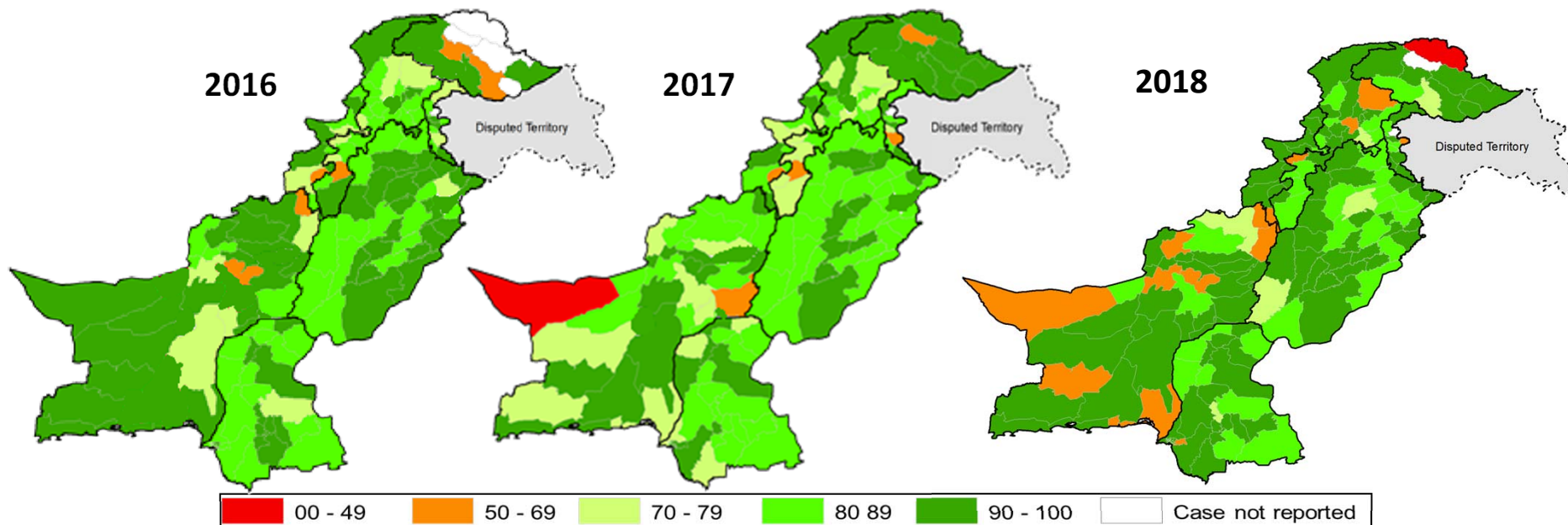


* Afp.rec Data as of 07-05-2018

Non-Polio ^ AFP Rate by District



Percent AFP Cases with Adequate Specimens, by District



**Table 7.3: AFP CASES PENDING FOR CLASSIFICATION
WITH DATE OF ONSET MORE THAN 90 DAYS* 2017**

S. No	DISTRICT	TEHSIL	EPID	SEX	AGE	DONSET	DOSESE	DSTOOL1	DSTOOL2	LAB	FEVER	ASYM	PROG	FUP	PEND (DAYS)
1	DIRUPPER	DIRUPPER	KP/25/17/0800	M	36	12-09-17	7+	08-10-17	09-10-17	EV	UK	UK	UK		233
2	DIRUPPER	DIRUPPER	KP/25/17/801	M	9	13-12-17	7+	LATE NOTIFIED			UK	UK	UK		141
3	KARAK	KARAK	KP/51/17/067	F	72	06-07-17	0	LATE NOTIFIED			N	Y	Y	Y	301
4	KOHAT	KOHAT	KP/50/17/054	M	72	28-10-17	3	LATE NOTIFIED			Y	N	N	Y	187
5	NEELUM	SHARDA	AJ/80/17/004	F	18	05-09-17	5	30-10-17	31-10-17	NVI	N	N	Y	Y	240
6	CDA	CDA	IB/01/17/008	F	6	17-03-17	7+	12-04-17	13-04-17	NVI	N	Y	Y		412
7	CDA	CDA	IB/01/17/009	F	22	24-04-17	4	LATE NOTIFIED			Y	N	Y		374
8	CDA	CDA	IB/01/17/045	M	138	20-12-17	7+	17-01-18	18-01-18	NVI	N	N	Y		134
9	CDA	CDA	IB/01/17/044	M	156	25-12-17	7+	09-01-18	10-01-18	NVI	Y	N	Y		129
10	ICT	ICT	IB/02/17/024	M	33	30-04-17	7+	23-05-17	25-05-17	NVI	UK	UK	Y	Y	368
11	ICT	ICT	IB/02/17/032	M	74	29-06-17	7+	23-08-17	25-08-17	NVI	N	N	Y	Y	308
12	ICT	ICT	IB/02/17/052	M	100	02-10-17	7+	07-11-17	09-11-17	EV	Y	Y	Y	Y	213
13	ICT	ICT	IB/02/17/051	F	18	20-10-17	7+	08-11-17	10-11-17	EV	N	Y	Y	Y	195
14	ICT	ICT	IB/02/17/065	M	46	04-11-17	7+	29-12-17	30-12-17	VACC	Y	N	Y	Y	180

* Afp.rec Data as of 07-05-2018

€ Based on recall of parents

60 days Follow-up not done

FUP = Residual Weakness at 60 days follow up.

**Table 7.4: AFP CASES PENDING FOR CLASSIFICATION
WITH DATE OF ONSET MORE THAN 90 DAYS* 2018 Page (1/2)**

S. No	DISTRICT	TEHSIL	EPID	SEX	AGE	DONSET	DOSE€	DSTOOL1	DSTOOL2	LAB	FEVER	ASVM	PROG	FUP	PEND (DAYS)
1	KOHISTAN	KOHISTAN	KP/13/18/002	M	121	29-01-18	7+	09-02-18	18-02-18	NVI	UK	UK	UK		98
2	LAKKIMRWT	LAKKIMRWT	KP/62/18/012	M	30	17-01-18	7+	18-02-18	19-02-18	VACC	UK	UK	UK		110
3	SHANGLA	SHANGLA	KP/26/18/008	M	73	25-01-18	7+	27-02-18	01-03-18	NVI	UK	UK	UK		102
4	BAHAWALPUR	BWP SADAR	PB/71/18/027	M	39	30-01-18	7+				N	Y	Y	DIED	97
5	BAHWLNAGAR	MINCHANABA	PB/73/18/001	M	36	05-01-18	7+	DIED BEFORE STOOL			N	N	Y	DIED	122
6	BAHWLNAGAR	MINCHANABA	PB/73/18/012	M	84	04-02-18	7+				Y	Y	Y	DIED	92
7	BAHWLNAGAR	BAHAWALNAGAR	PB/73/18/025	M	14	05-02-18	7+	LATE NOTIFIED			Y	Y	Y	Y	91
8	DGKHAN	DG KHAN	PB/81/18/022	M	96	27-01-18	7+	18-02-18	20-02-18	NVI	Y	Y	Y	Y	100
9	DGKHAN	DG KHAN	PB/81/18/029	M	13	22-01-18	7+	24-02-18	25-02-18	NVI	N	Y	Y	Y	105
10	DGKHAN	DG KHAN	PB/81/18/040	F	7	02-01-18	7+	02-03-18	04-03-18	NVI	N	N	Y	Y	125
11	FAISALABAD	FSD CITY	PB/51/18/046	M	48	28-01-18	7+	17-03-18	19-03-18	NVI	N	Y	Y		99
12	GUJRANWALA	WAZIRABAD TOWN	PB/21/18/025	F	17	17-01-18	7+	17-02-18	18-02-18	NVI	Y	N	Y	DIED	110
13	LAHORE	SHALIMAR TOWN	PB/31/18/050	F	72	04-02-18	7+	28-02-18	01-03-18	NVI	N	Y	Y	Y	92
14	LODHRAN	LODHRAN	PB/64/18/009	F	35	07-01-18	7+	03-02-18	04-02-18	NVI	Y	Y	Y	Y	120
15	OKARA	DEPALPUR	PB/34/18/015	F	3	03-02-18	3	20-02-18	22-02-18	NVI	N	N	N	Y	93
16	OKARA	DEPALPUR	PB/34/18/028	M	156	13-01-18	7+				N	N	Y	Y	114
17	OKARA	DEPALPUR	PB/34/18/029	M	18	12-01-18	7+	LATE NOTIFIED			N	Y	Y	Y	115
18	RAJANPUR	RAJAN PUR	PB/82/18/006	M	48	23-01-18	7+	DIED BEFORE STOOL			N	N	Y	DIED	104
19	RAJANPUR	RAJAN PUR	PB/82/18/011	M	33	05-02-18	7+	08-02-18	08-02-18	NVI	Y	Y	Y	Y	91
20	RAJANPUR	ROJHAN	PB/82/18/010	M	115	29-01-18	7+	13-02-18	14-02-18	NVI	Y	Y	Y	Y	98
21	RAJANPUR	RAJAN PUR	PB/82/18/016	F	25	04-02-18	7+	20-02-18	21-02-18	VACC	Y	Y	Y	Y	92
22	RAJANPUR	RAJAN PUR	PB/82/18/025	F	60	05-02-18	7+	09-03-18	10-03-18	NVI	N	N	Y	Y	91
23	RYKHAN	RAHIMYAR KHAN	PB/72/18/034	F	30	02-02-18	7+	20-02-18	22-02-18	NVI	Y	Y	Y	Y	94
24	RYKHAN	KHANPUR	PB/72/18/060	M	72	07-01-18	7+	10-03-18	11-03-18	NVI	N	Y	Y	Y	120
25	SARGODHA	SAHIWAL	PB/41/18/006	M	144	05-01-18	7+	10-02-18	11-02-18	NVI	N	Y	Y	Y	122
26	SARGODHA	SHAHPUR	PB/41/18/008	M	22	12-01-18	7+	13-02-18	14-02-18	NVI	Y	Y	Y	Y	115
27	SHEIKHUPURA	FEROZEWALA	PB/33/18/028	F	34	16-01-18	7+	24-02-18	25-02-18	NVI	N	N	Y	Y	111
28	BADIN	GOLARCHI	SD/23/18/015	F	48	03-01-18	7+	LATE NOTIFIED			Y	Y	Y	Y	124
29	DADU	DADU	SD/24/18/010	F	48	08-01-18	7+	06-02-18	07-02-18	EV	Y	Y	Y		119
30	DADU	MEHAR	SD/24/18/014	F	18	01-02-18	7+	17-02-18	18-02-18	EV	Y	Y	Y		95
31	GHOTKI	UBAURO	SD/42/18/012	F	60	02-02-18	7+	DIED BEFORE STOOL			Y	Y	Y	DIED	94
32	GHOTKI	GHOTKI	SD/42/18/014	F	120	27-01-18	7+	17-02-18	18-02-18	NVI	Y	N	UK	Y	100
33	JACOBABAD	THULL	SD/53/18/012	F	54	25-01-18	7+	16-02-18	18-02-18	EV	Y	Y	Y		102
34	KAMBAR	SJAWAL	SD/55/18/002	F	54	07-01-18	7+	23-01-18	24-01-18	NVI	Y	Y	Y	Y	120
35	KAMBAR	QUBO SAEED KHAN	SD/55/18/018	F	12	01-02-18	7+	19-03-18	20-03-18	EV	Y	N	Y		95
36	KHAIRPUR	THARI MIR WAH	SD/43/18/024	M	30	20-01-18	7+	16-02-18	17-02-18	EV	N	Y	Y	Y	107
37	KHIGADAP	GADAP	SD/63/18/014	M	21	06-01-18	7+	LATE NOTIFIED			Y	Y	UK	Y	121
38	NFEROZ	MORO	SD/45/18/005	M	84	02-01-18	7+	17-01-18	18-01-18	EV	Y	N	Y		125
39	SUJAWAL	SUJAWAL	SD/79/18/003	M	36	06-01-18	7+	11-01-18		NVI	Y	N	Y	DIED	121
40	UMERKOT	UMERKOT	SD/34/18/008	M	48	25-01-18	7+	DIED BEFORE STOOL			Y	N	Y	DIED	102
41	HANGU	THALL	KP/54/18/008	M	4	02-02-18	5	17-03-18	18-03-18	VACC	Y	Y	Y	Y	94
42	HARIPUR	HARIPUR	KP/12/18/004	F	89	20-01-18	7+	31-01-18	06-02-18	NVI	Y	N	Y		107

* Afp.rec Data as of 07-05-2018

€ Based on recall of parents

60 days Follow-up not done

FUP = Residual Weakness at 60 days follow up.

**Table 7.4: AFP CASES PENDING FOR CLASSIFICATION
WITH DATE OF ONSET MORE THAN 90 DAYS* 2018 Page (2/2)**

S. No	DISTRICT	TEHSIL	EPID	SEX	AGE	DONSET	DOSESE	DSTOOL1	DSTOOL2	LAB	FEVER	ASVM	PROG	FUP	PEND (DAYS)
43	KOHAT	KOHAT	KP/50/18/012	F	21	26-01-18	7+	02-02-18	02-02-18	NVI	UK	Y	Y	DIED	101
44	LAKKIMRWT	SERAI NAURANG	KP/62/18/009	M	12	29-01-18	7+	LATE NOTIFIED			Y	Y	Y		98
45	LAKKIMRWT	SERAI NAURANG	KP/62/18/017	F	84	01-01-18	7+	LATE NOTIFIED			N	Y	N	Y	126
46	MARDAN	MARDAN	KP/40/18/036	M	6	04-02-18	7+	08-03-18	09-03-18	VACC	N	Y	Y		92
47	MARDAN	MARDAN	KP/40/18/041	M	36	29-01-18	7+	15-03-18	16-03-18	NVI	Y	N	Y	DIED	98
48	MARDAN	MARDAN	KP/40/18/045	M	27	05-02-18	7+	19-03-18	21-03-18	NVI	Y	Y	UK	Y	91
49	PESHAWAR	PESHAWAR	KP/30/18/011	M	29	15-01-18	7+	DIED BEFORE STOOL			Y	N	Y	DIED	112
50	PESHAWAR	PESHAWAR	KP/30/18/025	F	18	30-01-18	7+	LATE NOTIFIED			Y	Y	Y	Y	97
51	PESHAWAR	PESHAWAR	KP/30/18/017	F	96	22-01-18	7+	06-02-18	06-02-18	NVI	Y	N	N	Y	105
52	PESHAWAR	PESHAWAR	KP/30/18/029	M	36	21-01-18	7+	11-02-18	12-02-18	VACC	Y	Y	Y		106
53	PESHAWAR	PESHAWAR	KP/30/18/046	F	24	21-01-18	7+	20-02-18	21-02-18	NVI	Y	Y	Y	Y	106
54	PESHAWAR	PESHAWAR	KP/30/18/047	M	144	12-01-18	7+	23-02-18	24-02-18	NVI	N	Y	Y	Y	115
55	TORGHAR	JUDBAH	KP/15/18/004	M	132	02-01-18	7+	LATE NOTIFIED			Y	Y	UK	Y	125
56	BOLAN	MACH	BN/42/18/002	M	48	28-01-18	7+	DIED BEFORE STOOL			UK	Y	Y	DIED	99
57	LASBELA	SONMIANI	BN/55/18/002	F	45	05-01-18	7+	04-02-18	05-02-18	NVI	Y	N	Y	Y	122
58	MUSAKHEL	SADDAR	BN/24/18/002	F	48	05-01-18	7+	21-02-18	22-02-18	VACC	N	Y	N	Y	122
59	PISHIN	PISHIN	BN/12/18/006	F	42	11-01-18	7+	01-02-18	04-02-18	NVI	Y	N	Y	Y	116
60	PISHIN	PISHIN	BN/12/18/013	F	84	05-01-18	7+	LATE NOTIFIED			Y	N	Y	DIED	122
61	QUETTA	ZARGHOON TOWN	BN/11/18/006	F	59	27-01-18	7+	04-02-18		NVI	N	N	Y	DIED	100
62	POONCH	ABBASPUR	AJ/40/18/007	M	24	20-01-18	7+	07-02-18	08-02-18	NVI	Y	Y	Y	Y	107
63	ASTORE	HONTER	GB/61/18/001	M	18	24-01-18	7+	11-02-18	12-02-18	NVI	Y	Y	Y		103
64	HUNZA	ALIABAD	GB/72/18/001	F	12	15-01-18	7+	04-03-18	05-03-18	NVI	UK	Y	UK		112

* Afp.rec Data as of 07-05-2018

€ Based on recall of parents

60 days Follow-up not done

FUP = Residual Weakness at 60 days follow up.