



**World Health
Organization**

Weekly AFP Surveillance Update Pakistan

Week 17 (*Ended on 28th April, 2018*)

National Surveillance Cell

World Health Organization Country Office,
Chak Shahzad, Park Road,
Islamabad, Pakistan

Tel: +92-51 9255123 / 9255282 /9255184


AFP Surveillance



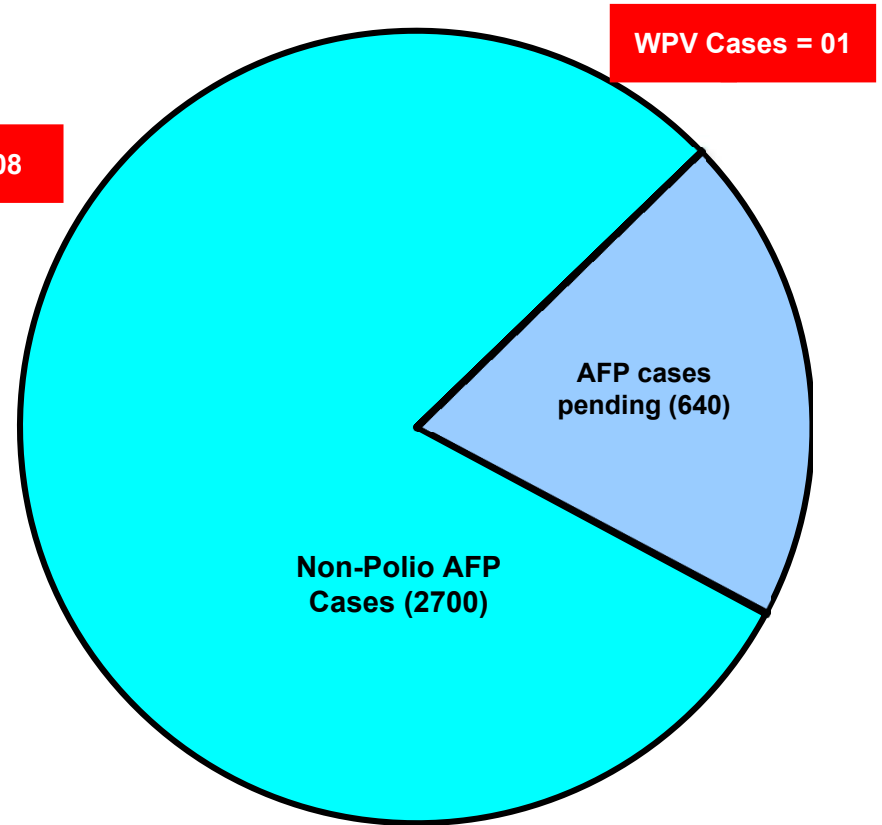
<http://www.emro.who.int/pak/information-resources>

AFP Case Profile, 2017-2018*

2017



2018



Total AFP Cases Reported = 10314

^ 19 Inadequate cases not due for FUP

^ 19 AFP Cases pending for classification by ERC

Total AFP Cases Reported = 3341

^ 193 Inadequate cases not due for FUP

^ 447 AFP Cases pending in Lab

^48 AFP Cases pending for classification by ERC

* Afp.rec Data as of 30-04-2018

Table 1.1: List of Confirmed Polio Cases, Pakistan 2017-2018* (1/1)

S.NO.	PROVINCE/ REGION	DISTRICT	TEHSIL	EPID NO.	SEX	AGE (m)	DATE ONSET OF PARALYSIS	NO. OPV DOSES (based on parents recall)		FEVER	Asymmetric Paralysis	Rapid Progression	REFUSAL	WPV TYPE	GENETICS
								Routine	SIA's						Cluster
01	PUNJAB	LODHRAN	DUNYAPUR	PB/64/17/008	M	4	28-Jan-17	2	5	Y	Y	Y	N	NSL1	R4B1C2
02	GBALTISTAN	DIAMIR	THORE HUDUR	GB/31/17/002	M	12	13-Feb-17	0	0	Y	Y	Y	N	NSL1	R4B5C4
03	BALUCHISTAN	KABDULAH	CHAMAN	BN/14/17/024	M	18	11-June-17	0	3	Y	Y	Y	N	NSL1	R4B5C3
04	SINDH	KHGIQBAL	G-IQBAL	SD/65/17/018	M	7	11-Aug-17	3	1	Y	N	Y	N	NSL1	R4B5C4
05	KPAKHTUNKHWA	LAKKIMRWT	LAKKIMRWT	KP/62/17/025	F	24	21-Aug-17	3	7+	Y	Y	Y	N	NSL1	R4B1C1
06	SINDH	KHIGADAP	GADAP	SD/63/17/051	M	5	09-Nov-17	0	3	Y	Y	Y	Y	NSL1	R4B5C4
07	BALUCHISTAN	ZHOB	ZHOB	BN/21/17/019	M	24	15-Nov-17	0	0	N	Y	N	Y	NSL1	R4B5C4
08	BALUCHISTAN	KABDULAH	GULISTAN	BN/14/17/045	M	12	13-Nov-17	0	0	Y	Y	Y	Y	NSL1	R4B5C4
2018															
01	BALUCHISTAN	DUKI	DUKI	BN/65/18/003	M	38	08-Mar-18	0	7+	Y	Y	Y	N	NSL1	R4B5C4

* Afp.rec Data as of 30-04-2018

Table 3: Urgent/ITD Pending Cases (1/1)

Basic information											OPV doses				Urgent		Prov Diagnosis	Lab update			Remarks
S.#	District	Tier	Tehsil	Union council	Epid number	Date of Onset	Age (M)	Sex	Date of 1st stool	Stool Adeq	RI	SIA's	Last 6 SIA's	Last dose	Field	NSC [¥]		Lab No.	Days Inoc	Culture update	
Isolates pending for ITSD																					
1	WAZIR-S	1	LADHA	SHAKTOI	FT/65/18/007	01-Apr-18	42	F	05-Apr-18	Y	0	7+	6	20-Mar-18	N	N	GIS	3900	6	P1	Discordant U
Reported urgent (by field / NSC[¥] criteria)																					
2	CHARSADA	2	CHARSADDA	UTMANZAI	KP/31/18/052	14-Apr-18	3	M	16-Apr-18	Y	2	3	3	10-Apr-18	N	Y	GIS	4225	12	UP	
3	MARDAN	2	TAKHT BAHI	MAKORI	KP/40/18/063	11-Apr-18	3	M	17-Apr-18	Y	2	3	3	19-Mar-18	N	Y	URT1	4345	11	UP	
4	BAHWUNAGAR	4	HARDONABAD	164/7R	PB/73/18/026	06-Apr-18	8	F	11-Apr-18	Y	2	4	6	12-Feb-18	N	Y	CVA [RIGHTSIDE]	4045	15	UP	

* New addition § New results #Data not available ¥ NSC Criteria = Fever, Rapid Progress, Age < 48 months and OPV Doses < 7 UP = Under process
 Urgent (Field/NSC) / Inadequate specimens / Age 12-35 months / Zero OPV dose Pending for genomic sequencing

Point in time comparison of Polio Cases by Province/Region 2017 - 2018*

Region/ Province	No. of polio cases		No. of infected districts/towns		Most recent polio case
	2017	2018	2017	2018	
Khyber Pakhtunkhwa	0	0	0	0	21-Aug-17
Sindh	0	0	0	0	09-Nov-17
Balochistan	0	1	0	1	08-Mar-18
G-Baltistan	1	0	1	0	13-Feb-17
Punjab	1	0	1	0	28-Jan-17
FATA / FR Areas	0	0	0	0	27-Jul -16
Pakistan	2	1	2	1	08-Mar-18

Seventeen additional district / town declared infected based on environmental samples in 2018

* Afp.rec Data as of 30-04-2018

Table 2: LAB Update 2017-2018*

Month of Onset	AFP Cases	No virus isolated	Cases Under Process		Isolated Viruses from stools						
			Culture	ITD	Vaccine viruses		NPEV		Wild	Results within 14 days	
			n	n	n	%	n	%	n	n	%
January-17	754	597	0	0	56	7	100	13%	1	753	100%
February-17	772	621	0	0	43	6	107	14%	1	771	100%
March-17	825	634	0	0	55	7	136	16%	0	825	100%
April-17	822	589	0	0	45	5	188	23%	0	815	99%
May-17	906	681	0	0	51	6	174	19%	0	900	99%
June-17	669	460	0	0	17	3	191	29%	1	610	91%
July-17	892	572	0	0	23	3	297	33%	0	892	100%
August-17	853	542	0	0	20	2	289	34%	2	851	100%
September-17	854	501	0	0	68	8	285	33%	0	854	100%
October-17	885	604	0	0	56	6	225	25%	0	885	100%
November-17	819	516	0	0	62	8	238	29%	3	816	100%
December-17	913	712	0	0	57	6	139	15%	0	908	99%
Total-2017	9964	7029	0	0	553	6	2369	24%	8	9880	99%
January -18	1011	836	0	0	76	8	99	10%	0	1011	100%
February -18	898	717	2	0	73	8	106	12%	0	896	100%
March-2018	952	726	37	0	28	3	160	17%	1	914	96%
April-2018	509	98	388	1	3	1	23	5%	0	124	24%
Total-2018	3370	2377	427	1	180	5	363	11%	1	2945	87%

*Data as of 23-04-2018

Comparison of Environmental Sampling Results, 2016-17*

DISTRICT	2017					2018					Last
	TOTAL	WILD			TOTAL	WILD					
	n	GRAB	BMFS	TOTAL		n	GRAB	BMFS	TOTAL		
		n	n	n	%		n	n	n	%	
LAHORE	20			0	0%	16			0	0%	18-Dec-17
MULTAN	12	1		1	8%	10			0	0%	9-Jan-17
DGKHAN	12			0	0%	8		1	1	13%	12-Feb-18
RAWALPINDI	8	3		3	38%	7	1		1	14%	10-Jan-18
FAISALABAD	8			0	0%	7			0	0%	2-Jul-16
SARGODHA	4			0	0%	3			0	0%	
BAHAWALPUR	4			0	0%	3			0	0%	
RAJANPUR						3			0	0%	
CDA	4	3		3	75%	4	1		1	25%	10-Jan-18
KHIGIQBAL	9	2	1	3	33%	7			0	0%	10-Oct-17
KHIGADAP	12	5		5	42%	10	3		3	30%	5-Apr-18
KHIBALDIA	4			0	0%	4			0	0%	3-Nov-17
KHILANDHI	4	2		2	50%	3	1		1	33%	10-Jan-18
KHIKORANGI	4			0	0%	3			0	0%	16-Oct-17
KHISITE	4			0	0%	4	1		1	25%	1-Jan-18
KHISADDAR						2			0	0%	
KHILIAQAT						2	1		1	50%	7-Mar-18
SUKKUR	8	1		1	13%	9		1	1	11%	8-Feb-18
HYDERABAD	4			0	0%	3	1		1	33%	9-Feb-18
JACOBABAD	4			0	0%	6	1	1	2	33%	7-Mar-18
SANGHAR	4			0	0%	1			0	0%	
DADU	4			0	0%	4			0	0%	
KAMBAR	4			0	0%	4	1		1	25%	7-Apr-18
PESHAWAR	9	3		3	33%	8	3	1	4	50%	11-Apr-18
DIKHAN	8			0	0%	8			0	0%	16-Jul-16
BANNU	3			0	0%	4		1	1	25%	31-Mar-18
KOHAT	4			0	0%	4	2		2	50%	27-Mar-18
CHARSADA	4			0	0%	3			0	0%	
MARDAN	4			0	0%	3			0	0%	
NOWSHERA	4			0	0%	3			0	0%	
KABDULAH	8	7		7	88%	7	1		1	14%	1-Jan-18
QUETTA	17	6	1	7	41%	14	2		2	14%	12-Apr-18
PISHIN	4	4		4	100%	4			0	0%	2-Oct-17
KHUZDAR	4			0	0%	3			0	0%	
LORALAI	4			0	0%	2	1		1	50%	17-Mar-18
ZHOB	4			0	0%	3			0	0%	18-Dec-17
PAKISTAN	214	37	2	39	18%	189	20	5	25	13%	12-Apr-18

New Positive Samples

* Data as of April 30, 2018

WPV and cVDPV Cases by District in 2017

PROVINCE	DISTRICT	WPV Cases		cVDPV Cases	
		Onset of Last Case	Cases	Onset of Last Case	Cases
KPAKHTUNKHWA	LAKKIMRWT	21-Aug	1		
Total		21-Aug	01		
SINDH	KHIGADAP	09-Nov	1		
	KHIGIQBAL	11-Aug	1		
Total		09-Nov	02		
BALOCHISTAN	ZHOB	15-Nov	1		
	KABDULAH	13-Nov	2		
Total		15-Nov	03		
G-Baltistan	DIAMIR	13-Feb	1		
Total		13-Feb	01		
PUNJAB	LODHRAN	28-Jan	1		
Total		28-Jan	01		
PAKISTAN		15-Nov	08		

2018

One new Polio cases was reported from District Duki with following characteristics.

Age: 38 months

Onset: 8th March, 2018

OPV doses: Routine=0 and SIAs = 7+

Map 2.1: Point in Time Comparison of Wild Polio virus Compatible and cVDPV2 isolates

Infected districts/Towns/Agencies/Areas

On the basis of WPV isolation

- WPV cases = 02
- Sewage water = 11 (no WPV case)
- Total = 13

2017

Source

AFP Surveillance

- P1 = 02
- Compatible = 0
- cVDPV Cases = -
- cVDPV Env = -

Sewage water

- Grab = 37
- BMFS = 02

Infected districts/Towns/Agencies/Areas

On the basis of WPV isolation

- WPV cases = 01
- Sewage water = 17 (no WPV case)
- Total = 18

2018

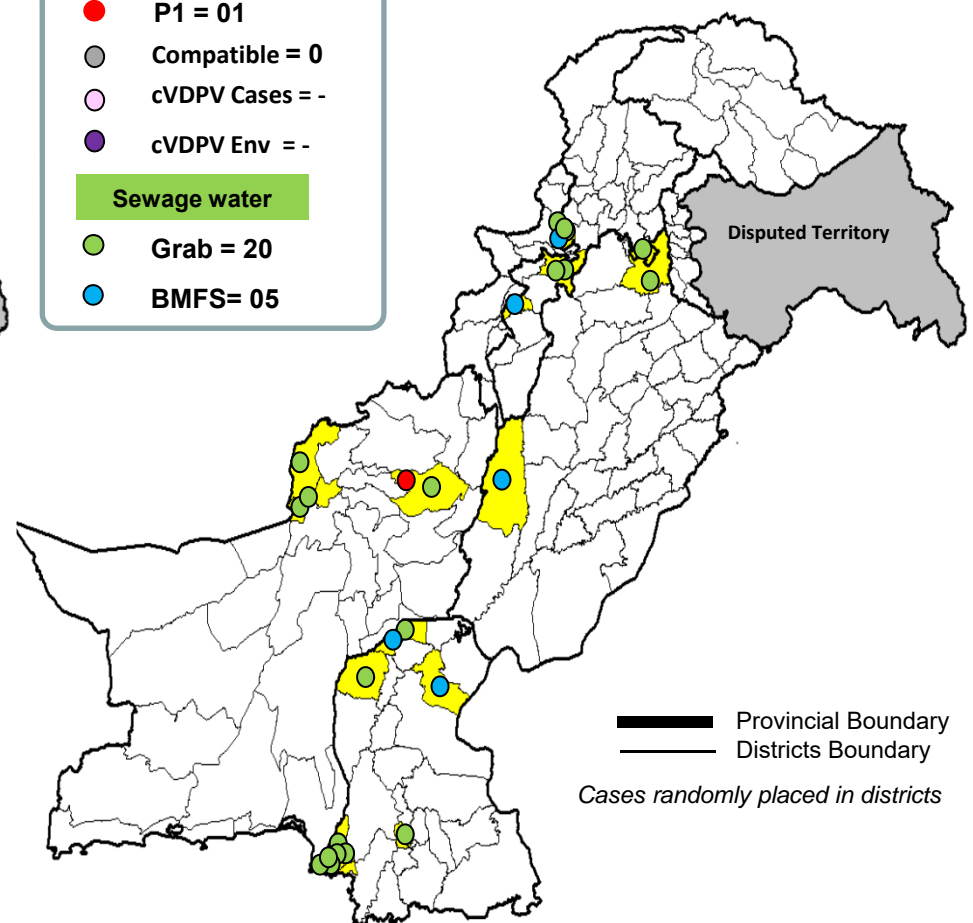
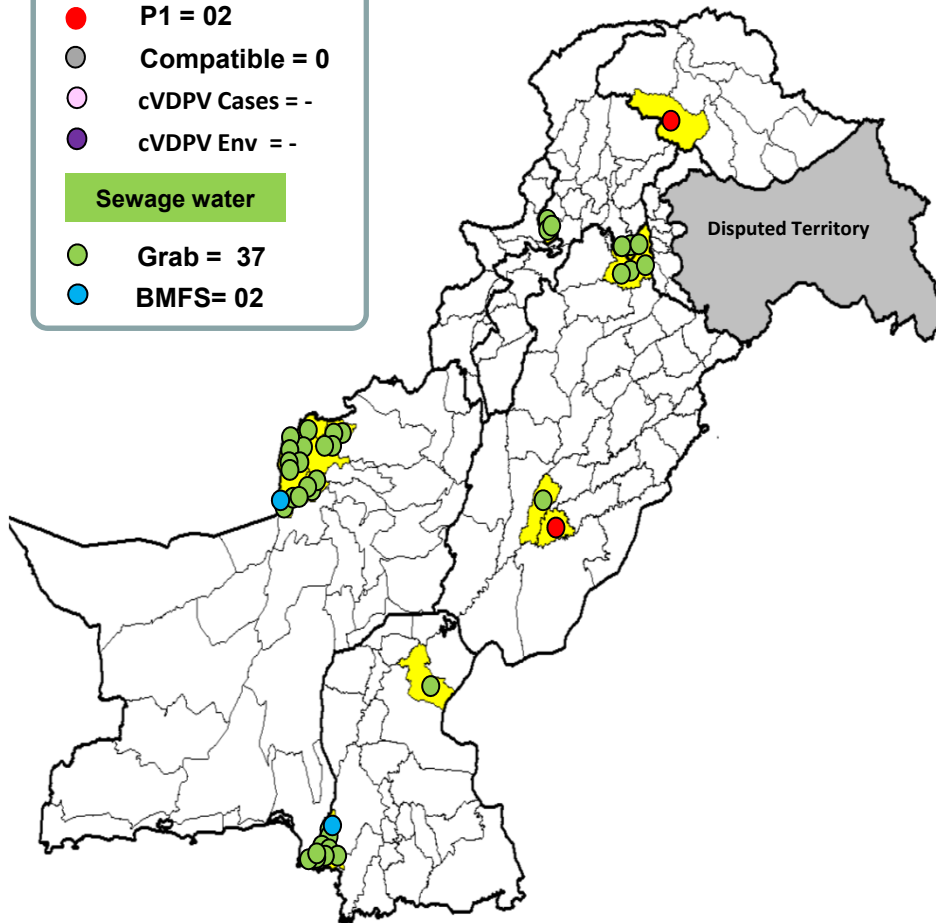
Source

AFP Surveillance

- P1 = 01
- Compatible = 0
- cVDPV Cases = -
- cVDPV Env = -

Sewage water

- Grab = 20
- BMFS = 05



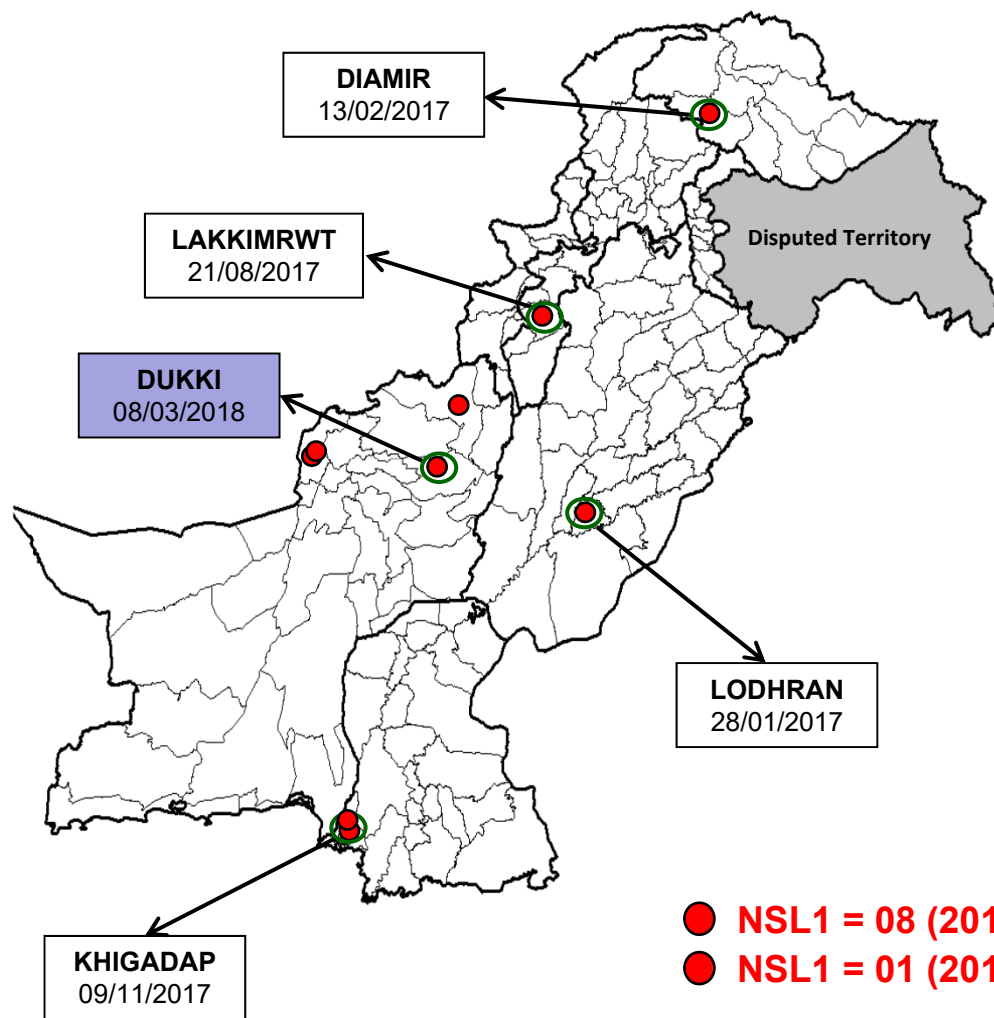
— Provincial Boundary
 — Districts Boundary

Cases randomly placed in districts

* Afp.rec Data as of 30-04-2018

Map1: Distribution of Wild Polio Cases Pakistan 2017-2018*

2017: Districts/Towns with Wild Polio Cases = 07



Province/ Country	Date of Last Case		Number of cases 2017		Number of cases 2018	
	P1	P3	P1	P3	P1	P3
FATA	Jul, 2016	Apr, 2012	-	-	-	-
KHYBER-PAKHTUNKHWA	Aug, 2017	Oct, 2010	01	-	-	-
SINDH	Nov, 2017	Jan, 2010	02	-	-	-
BALUCHISTAN	Mar, 2018	Apr, 2010	03	-	01	-
PUNJAB	Jan, 2017	Jun, 2010	01	-	-	-
AJK	Jun, 2000	Jun, 2000	-	-	-	-
GILGIT-BALTISTAN	Feb, 2017	-	01	-	-	-
ISLAMABAD	Sep, 2008	Sep, 2008	-	-	-	-
PAKISTAN	Mar, 2018	Apr, 2012	08	-	01	-

○ District with last polio case in province
 — Provincial Boundary
 — Districts Boundary

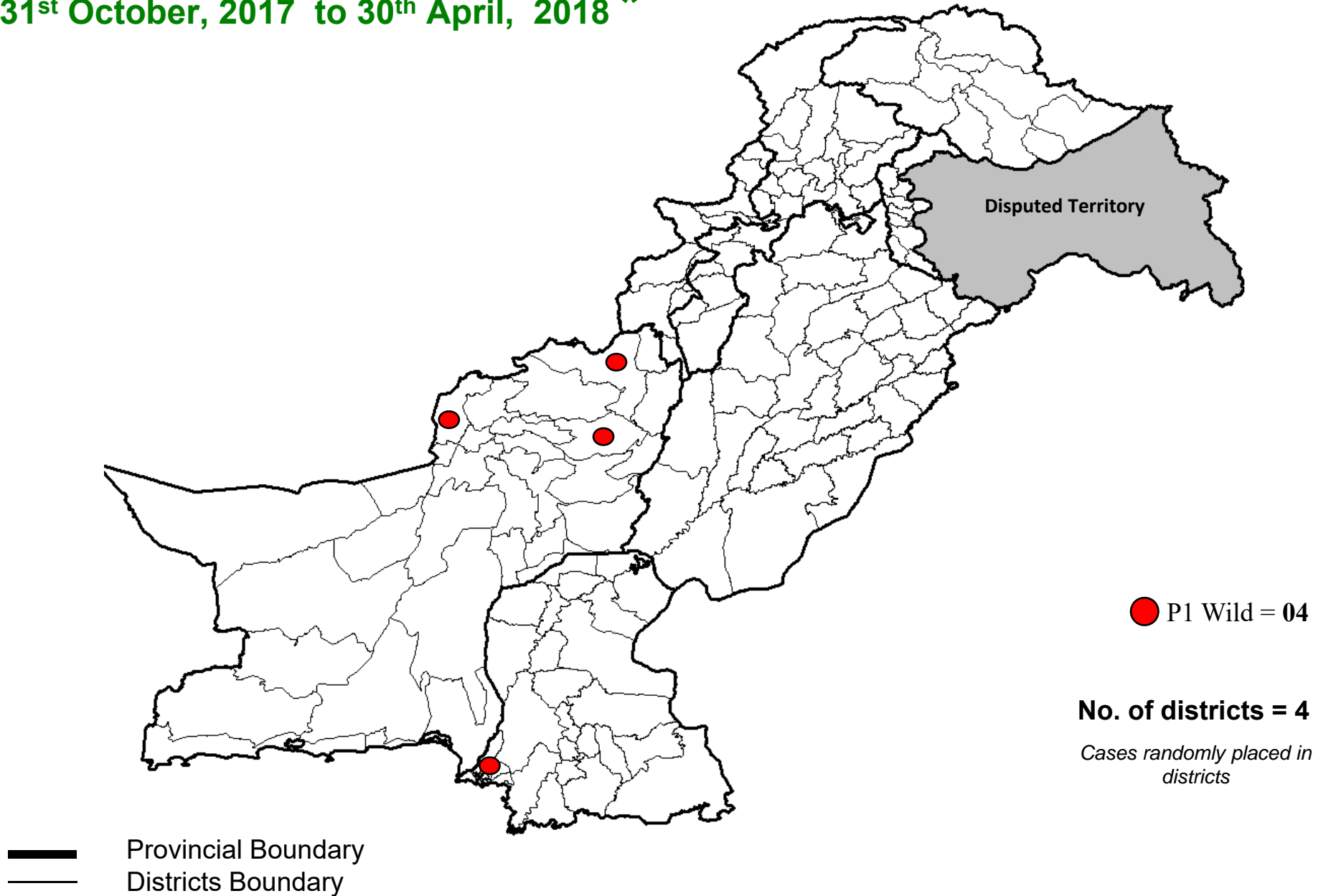
Cases randomly placed in districts

● NSL1 = 08 (2017)
 ● NSL1 = 01 (2018)

* Afp.rec Data as of 30-04-2018

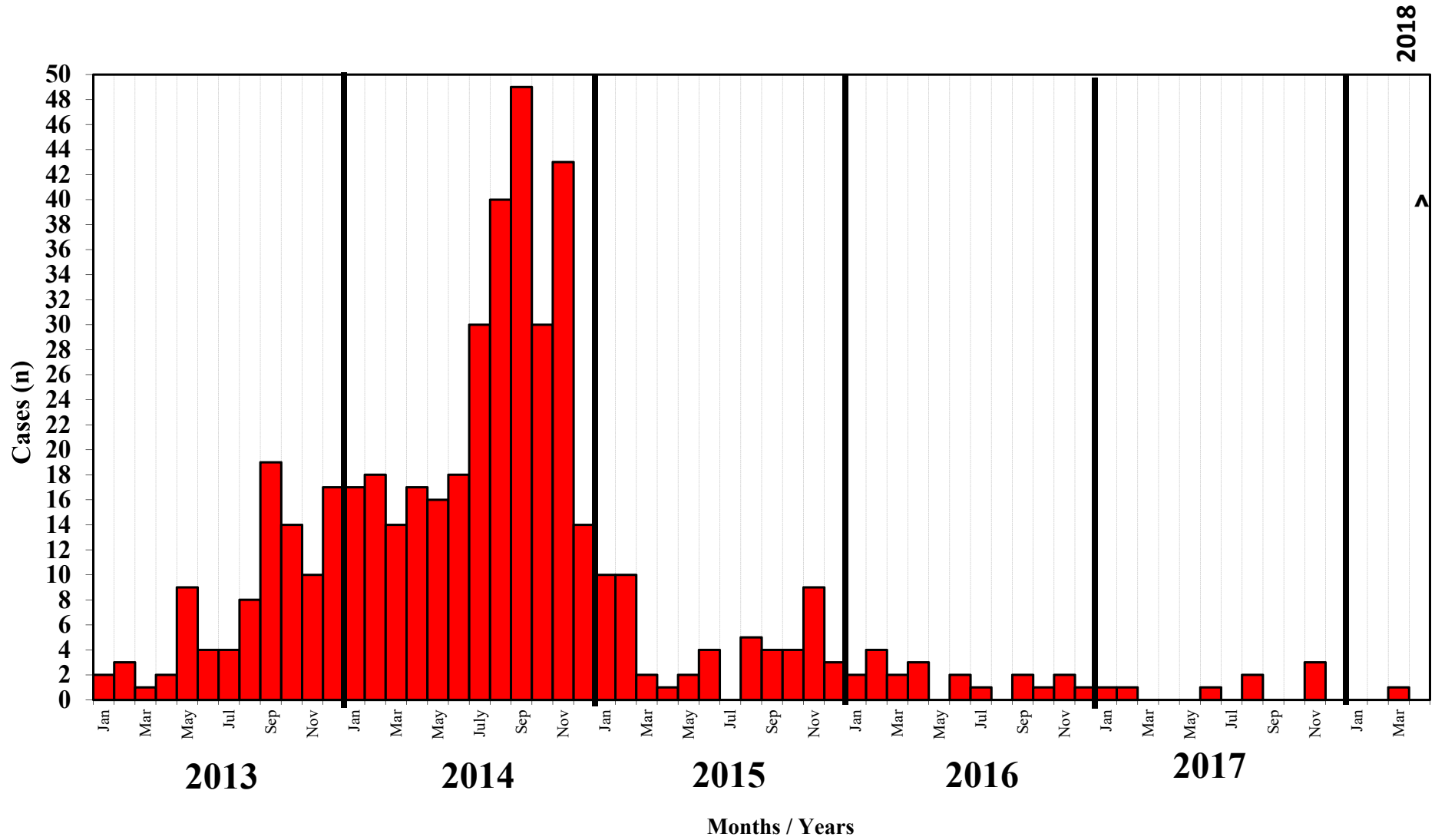
Map 3: Wild Polio cases in the last 6 months

31st October, 2017 to 30th April, 2018 *



* Afp.rec Data as of 30-04-2018

Confirmed Polio Cases 2013-2018*

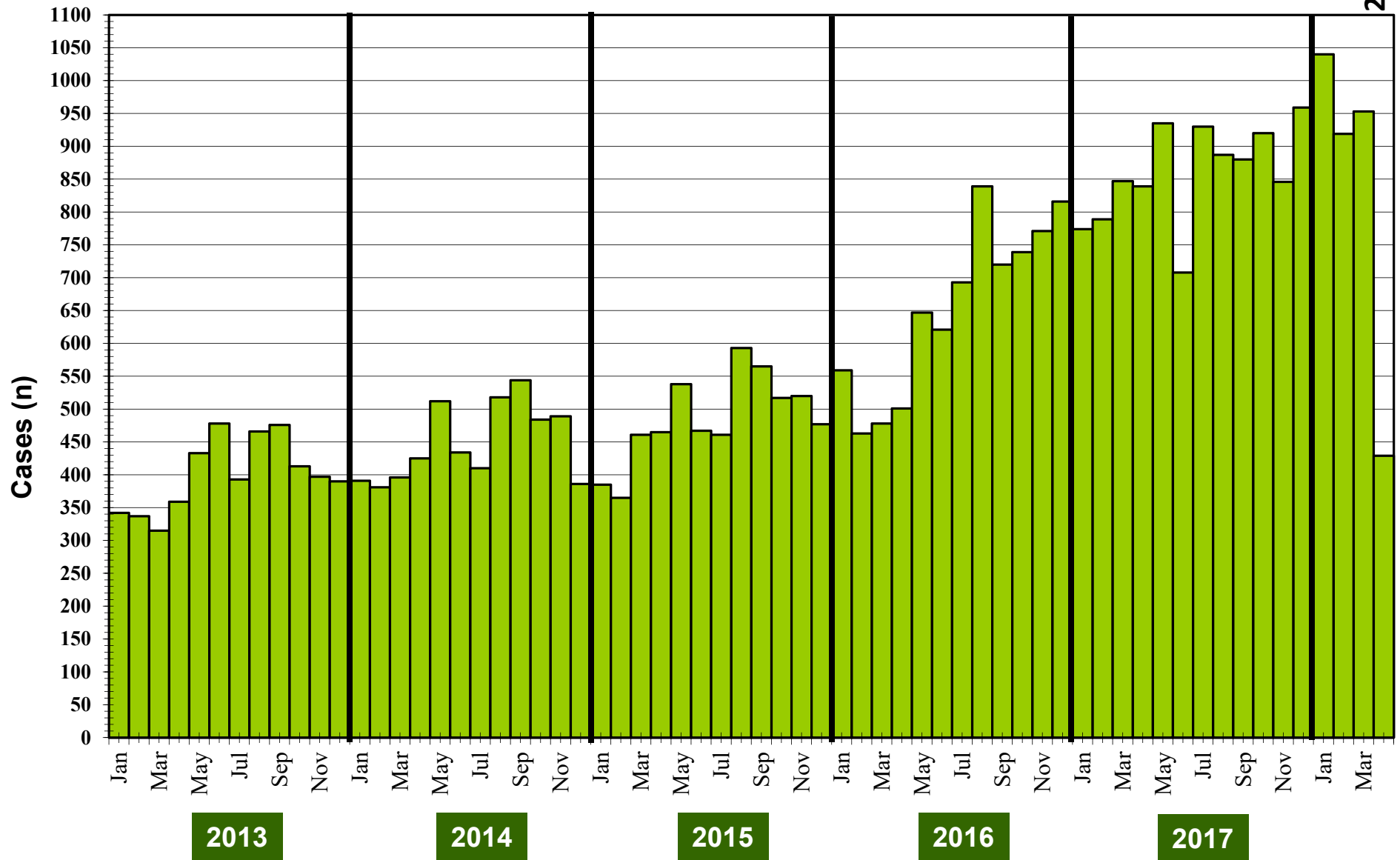


* Afp.rec Data as of 30-04-2018

NSL1

^ Data incomplete

Graph 1: Distribution of AFP Cases by Month, Pakistan 2013-2018*



* Afp.rec Data as of 30-04-2018

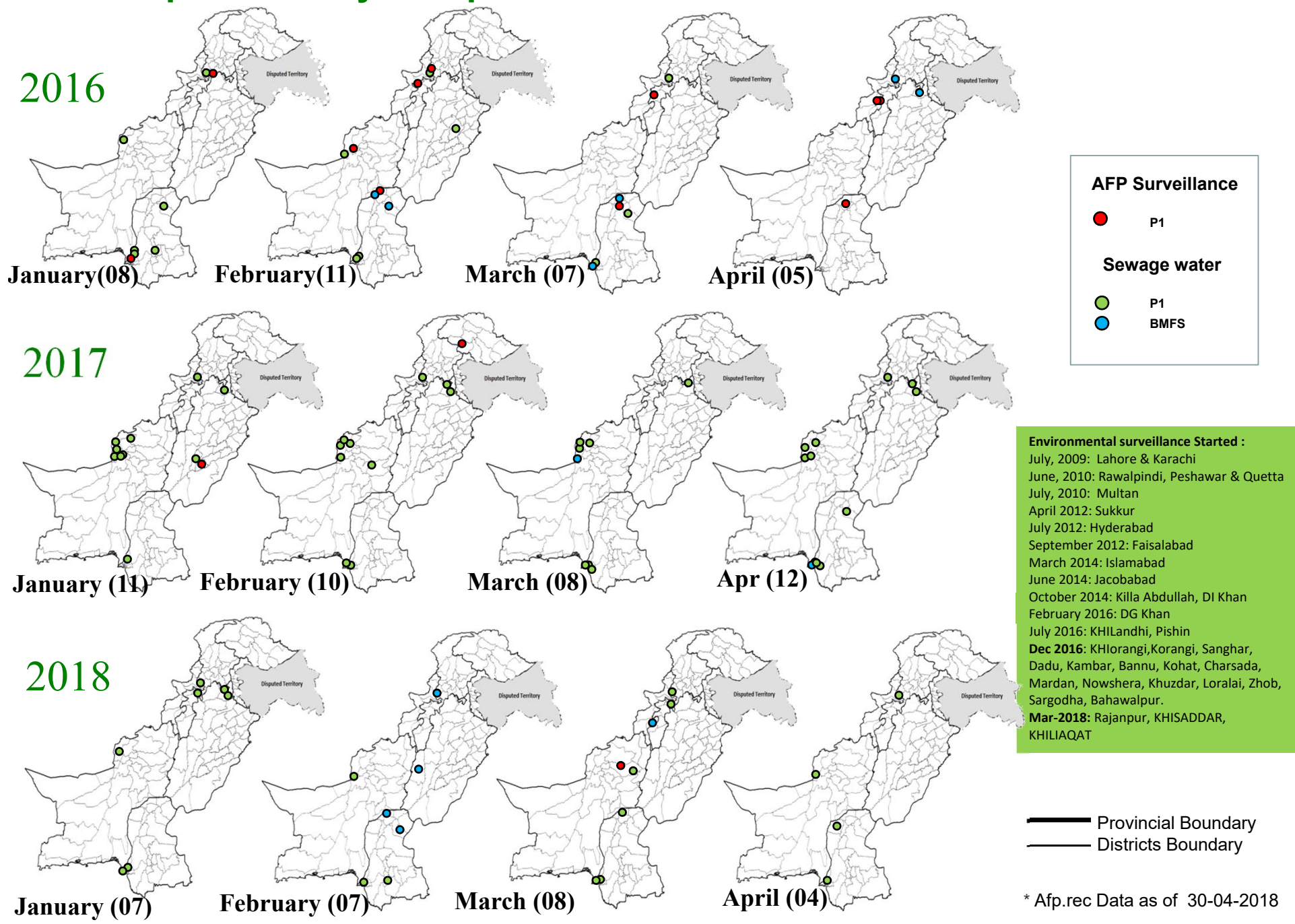
**Table 4: Distribution of AFP Cases By Week of Onset [^]
Pakistan- 2017-2018* [Week number / Ending on]**

PROVINCE	W 02 13 Jan 2018	W 03 20 Jan 2018	W 04 27 Jan 2018	W 05 03 Feb 2018	W 06 10 Feb 2018	W 07 17 Feb 2018	W 08 24 Feb 2018	W 09 03 Mar 2018	W 10 10 Mar 2018	W 11 17 Mar 2018	W 12 24 Mar 2018	W 13 31 Mar 2018	W 14 7 Apr 2018	W 15 14 Apr 2018	W 16 21 Apr 2018
PUNJAB	105	111	82	94	101	95	97	96	87	98	82	93	95	69	11
SINDH	49	56	63	51	61	54	41	33	37	53	47	45	46	32	3
FATA	18	25	11	6	8	5	7	4	17	15	7	13	20	16	3
BALUCHISTAN	10	15	5	8	12	10	13	8	12	11	7	14	13	10	1
AJK	3	7	4	2	8	6	10	9	4	5	1	5	10	0	1
GILGIT BILTISTAN	5	3	1	1	2	4	4	2	2	2	5	4	2	3	0
ISLAMABAD	2	5	3	1	3	3	3	5	5	2	5	2	1	0	1
KPAKHTUNKHWA	49	41	36	42	44	44	40	56	44	41	47	42	52	37	7
PAKISTAN	241	263	205	205	239	221	215	213	208	227	201	218	239	167	27

* Afp.rec & Afplab.rec: Data as of 30-04-2018

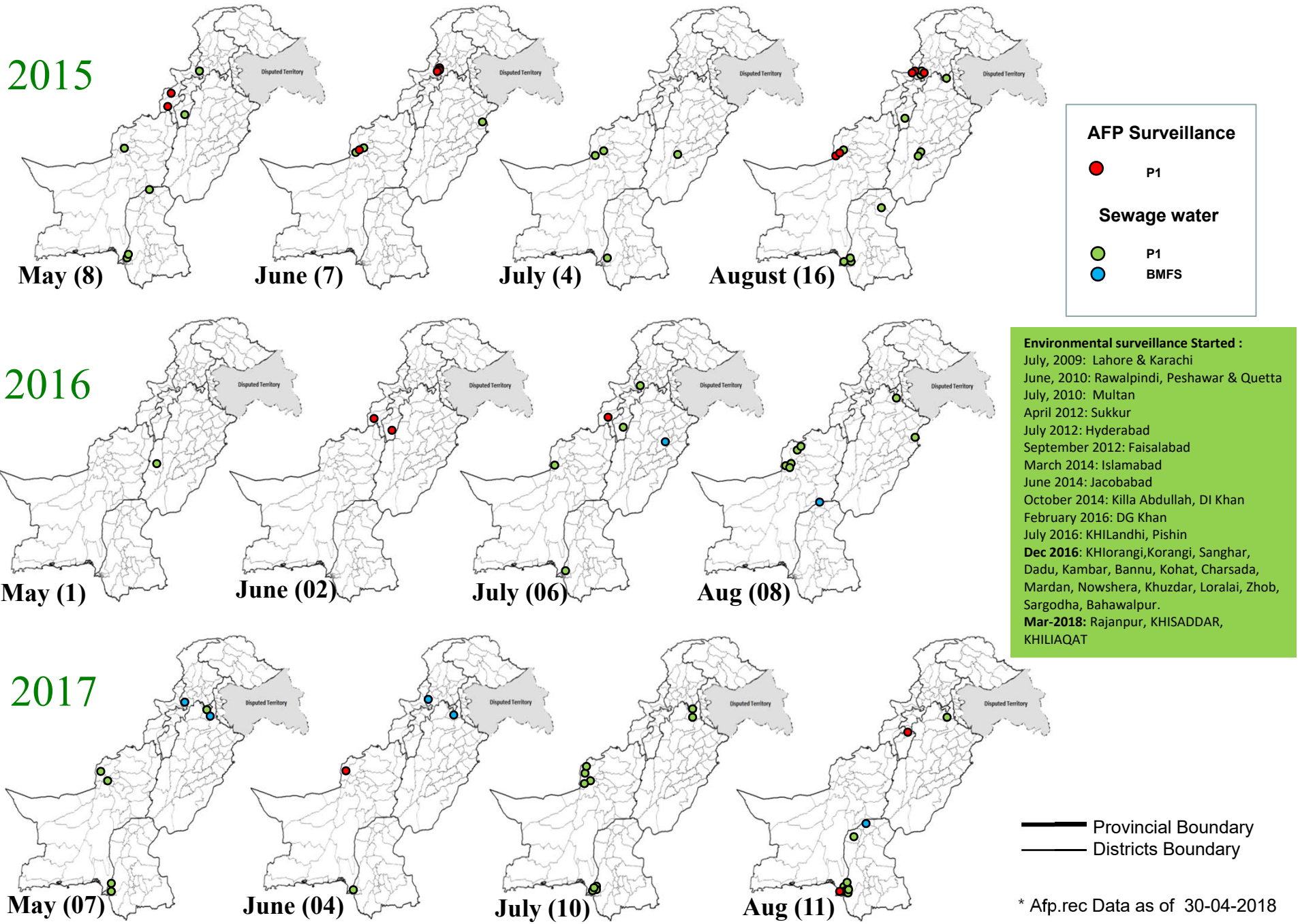
[^] MMWR Epidemiological Weeks

Map 4: Monthly Comparison of Polio Cases/Isolates 2016-2018*



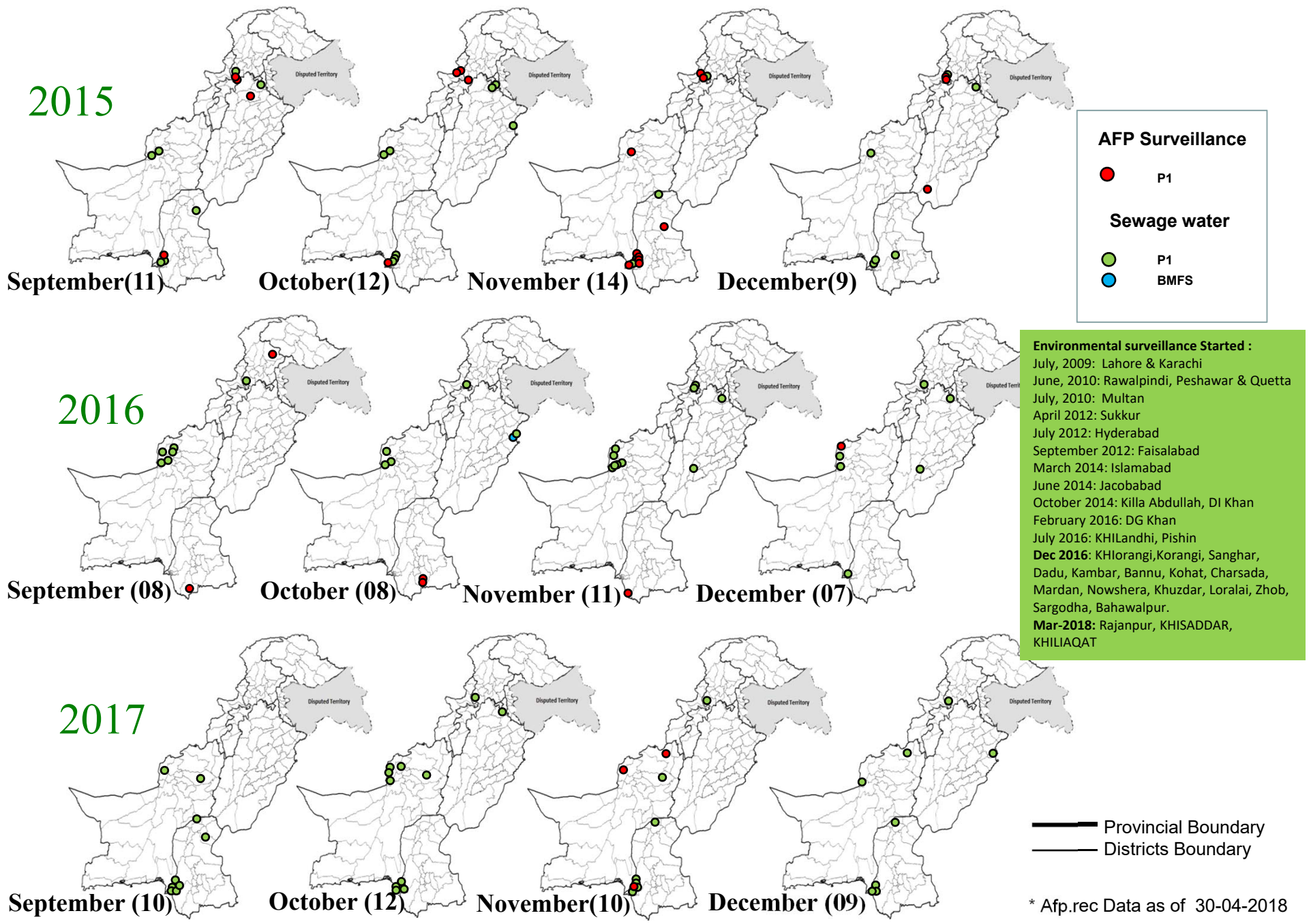
* Afp.rec Data as of 30-04-2018

Map 4.1: Monthly Comparison of Polio Cases/Isolates 2015-2017*



* Afp.rec Data as of 30-04-2018

Map 4.2: Monthly Comparison of Polio Cases/Isolates 2015-2017*



* Afp.rec Data as of 30-04-2018

Table 5: Polio Eradication Update, Pakistan 2015-2018*

Province/Region	Polio 1			
	2015	2016	2017	2018
FATA	16	02	-	-
KP	17	08	01	-
SINDH	12	08	02	-
PUNJAB	02	-	01	-
BALUCHISTAN	07	02	03	01
AJK	-	-	-	-
Gilgit-Baltistan	-	-	01	-
ISLAMABAD	-	-	-	-
PAKISTAN	54	20	08	01

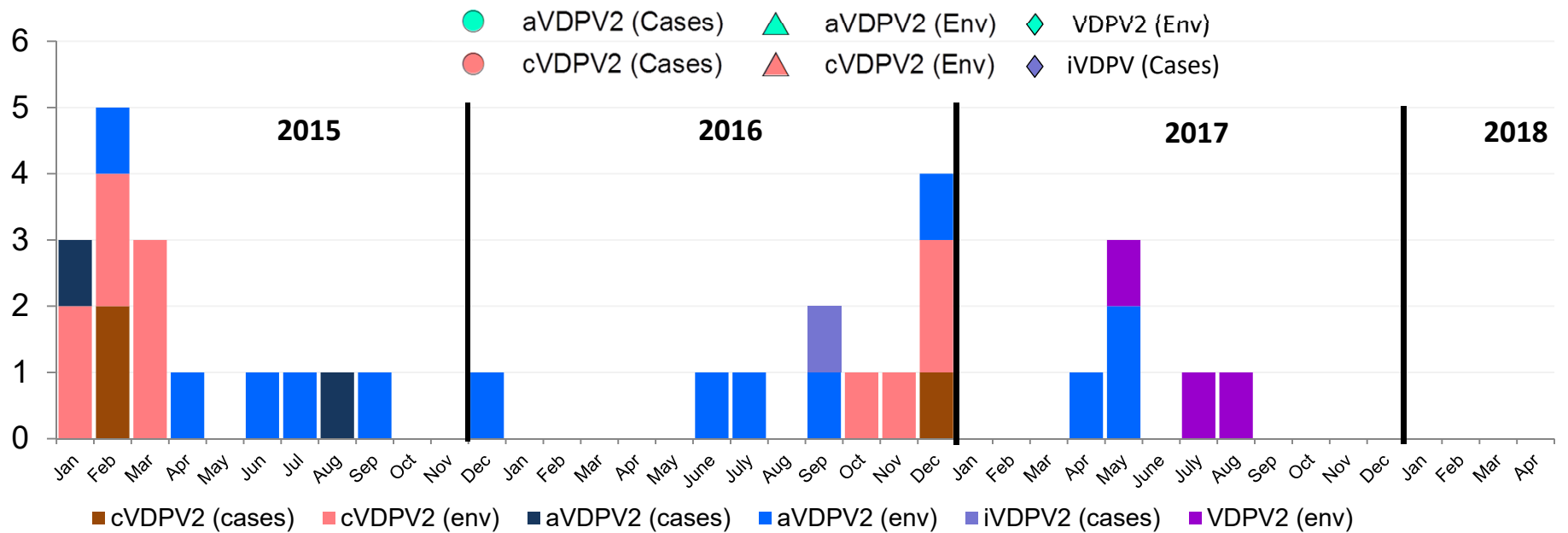
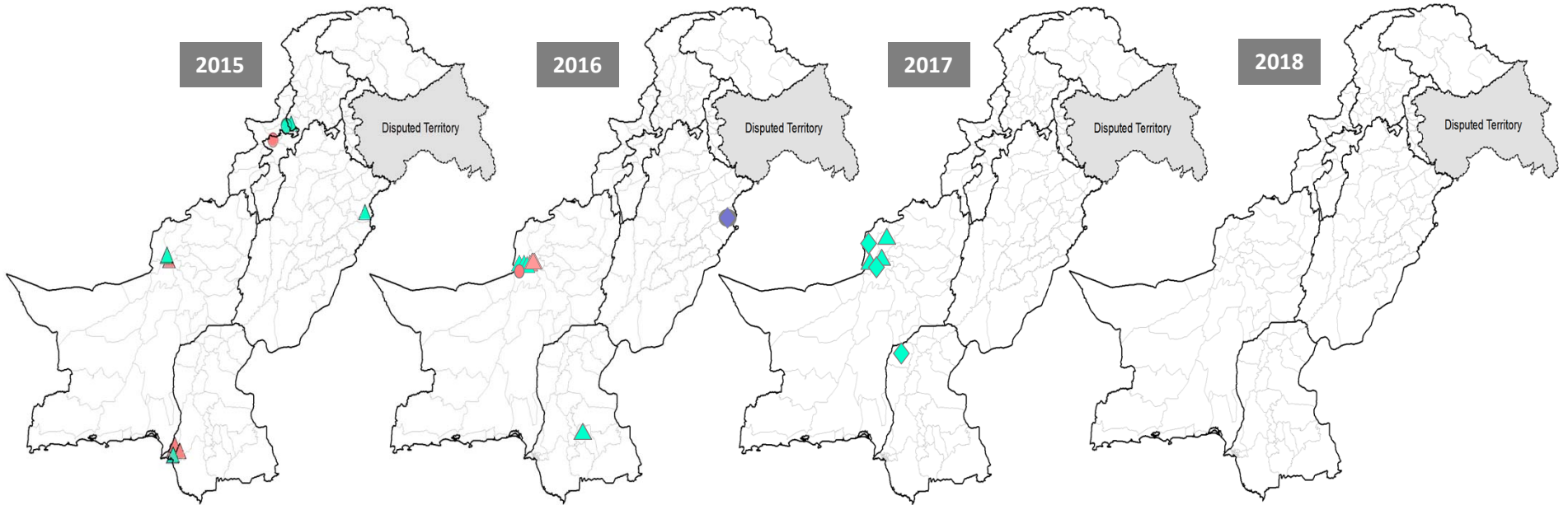


* Afp.rec Data as of 30-04-2018

VDPV2 isolates, 2014 to 2018*

DISTRICT	2014				2015				2016					2017					2018			
	aVDPV-2		cVDPV-2		aVDPV-2		cVDPV-2		aVDPV-2		iVDPV-2		cVDPV-2		VDPV2		aVDPV-2		cVDPV-2			
	Cases	Env	Cases	Env	Cases	Env	Cases	Env	Cases	Env	Cases	Env	Cases	Env	Cases	Env	Env	Cases	Env	Cases	Env	
JAFARABAD																						
MASTUNG																						
PISHIN															1							
QUETTA					2		1			3			1	4			2					1
KABDULAH																						1
BALOCHISTAN					2		1			3			1	4			3					2
FR BANNU				8																		
KHYBER	1		2		1		1															
MOHMAND																						
WAZIR-N	2		7																			
WAZIR-S	1																					
FATA	4		17		1		1															
BANNU				1																		
HANGU							1															
LAKKIMRWT				1																		
PESHAWAR				1			1															
KPAKHTUNKHWA				3			1	1														
LAHORE	1				1					1												
PUNJAB	1				1					1												
KAMBAR																						1
KHIGADAP		2	1	7																		6
KHIGIQBAL		1					2															
KHIGULBERG					1																	
HYDERABAD										1												
SINDH	3	1	7		1	2	6			1												1
PAKISTAN	5	3	21	7	2	6	2	7		4	1		1	4		3					3	

VDPV isolates (Cases + ES), 2015 – 2018*



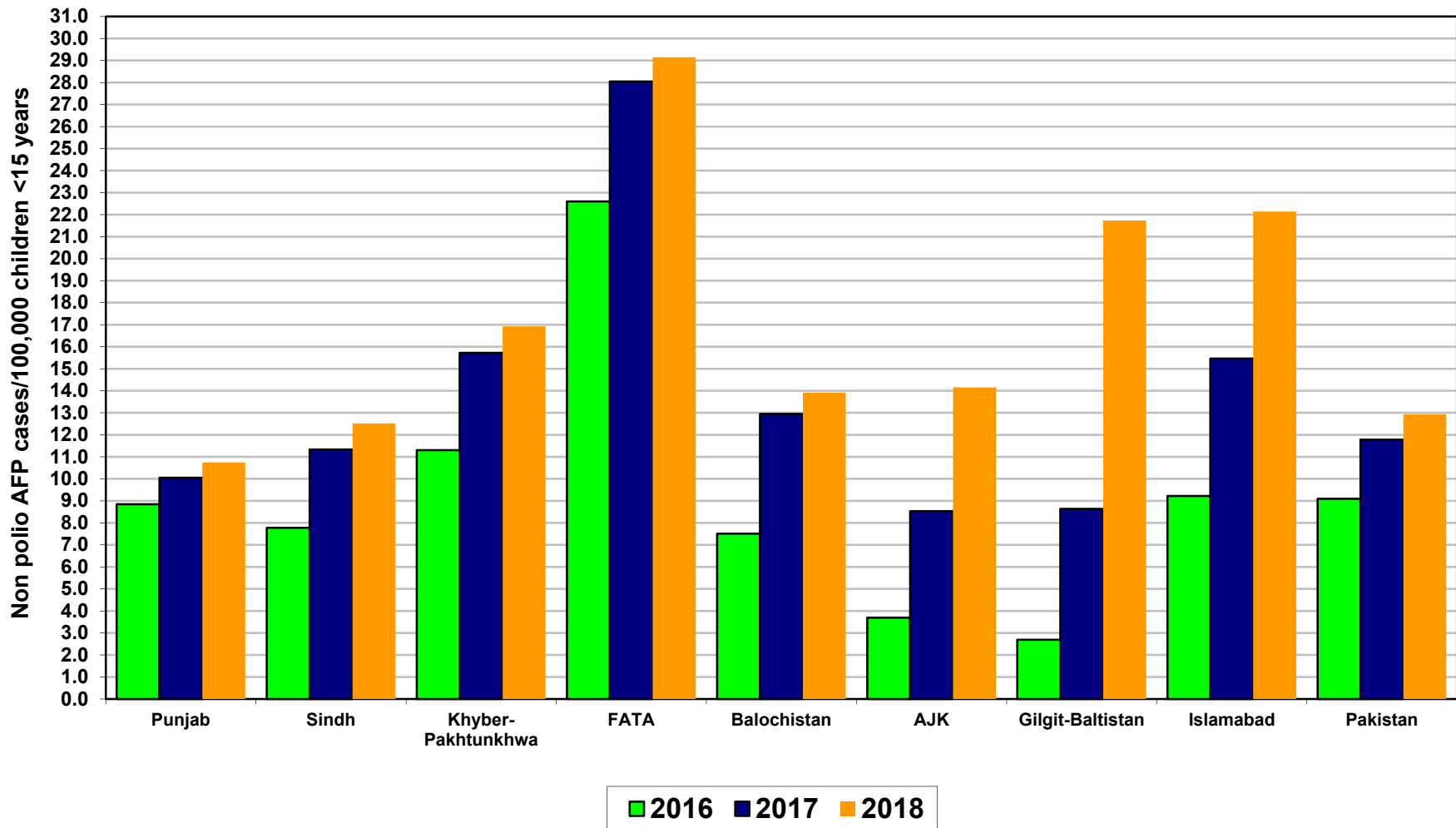
* Afp.rec Data as of 30-04-2018

Table 6: Vaccination status of non polio AFP cases age 6-59 months 2016-2018*

REGION	0 dose			1-2 doses			3 doses			4-6 doses			7+ doses		
	16	17	18	16	17	18	16	17	18	16	17	18	16	17	18
Central Punjab	0%	0%	0%	0%	0%	0%	1%	1%	2%	3%	3%	1%	97%	96%	97%
North Punjab	0%	0%	0%	0%	0%	1%	0%	1%	0%	2%	2%	2%	98%	97%	97%
South Punjab	0%	0%	0%	0%	0%	0%	0%	0%	2%	2%	2%	1%	98%	98%	96%
PUNJAB	0%	0%	0%	0%	0%	1%	0%	1%	2%	2%	2%	1%	97%	97%	97%
Karachi	0%	1%	0%	1%	1%	0%	1%	1%	3%	5%	7%	4%	93%	91%	93%
North Sindh	0%	0%	0%	0%	0%	0%	0%	0%	0%	5%	3%	2%	94%	97%	98%
South Sindh	0%	0%	0%	1%	0%	0%	1%	1%	1%	6%	4%	1%	92%	95%	98%
SINDH	0%	0%	0%	1%	0%	0%	1%	0%	1%	5%	4%	2%	93%	95%	96%
Central Khyber Pakhtunkhwa	0%	0%	0%	0%	1%	0%	0%	0%	0%	1%	1%	2%	99%	98%	98%
North Khyber Pakhtunkhwa	1%	0%	1%	1%	1%	0%	0%	1%	1%	2%	3%	1%	96%	94%	97%
South Khyber Pakhtunkhwa	0%	0%	0%	1%	2%	0%	1%	2%	0%	1%	4%	1%	96%	92%	99%
Khyber Pakhtunkhwa	0%	0%	0%	1%	1%	0%	0%	1%	0%	1%	3%	1%	97%	95%	98%
FATA	0%	0%	0%	2%	0%	1%	1%	1%	0%	10%	8%	6%	88%	91%	93%
Rest of Balochistan	7%	3%	0%	7%	9%	5%	2%	4%	0%	23%	13%	16%	62%	71%	79%
North Balochistan	0%	4%	0%	3%	6%	5%	3%	2%	0%	10%	10%	10%	83%	78%	85%
Quetta Block	1%	0%	3%	1%	1%	0%	4%	0%	0%	10%	7%	0%	83%	92%	97%
BALUCHISTAN	2%	2%	1%	3%	4%	3%	3%	3%	0%	13%	10%	9%	80%	82%	87%
PAKISTAN	0%	0%	0%	1%	1%	0%	1%	1%	2%	4%	4%	2%	95%	95%	96%

* Afp.rec Data as of 30-04-2018

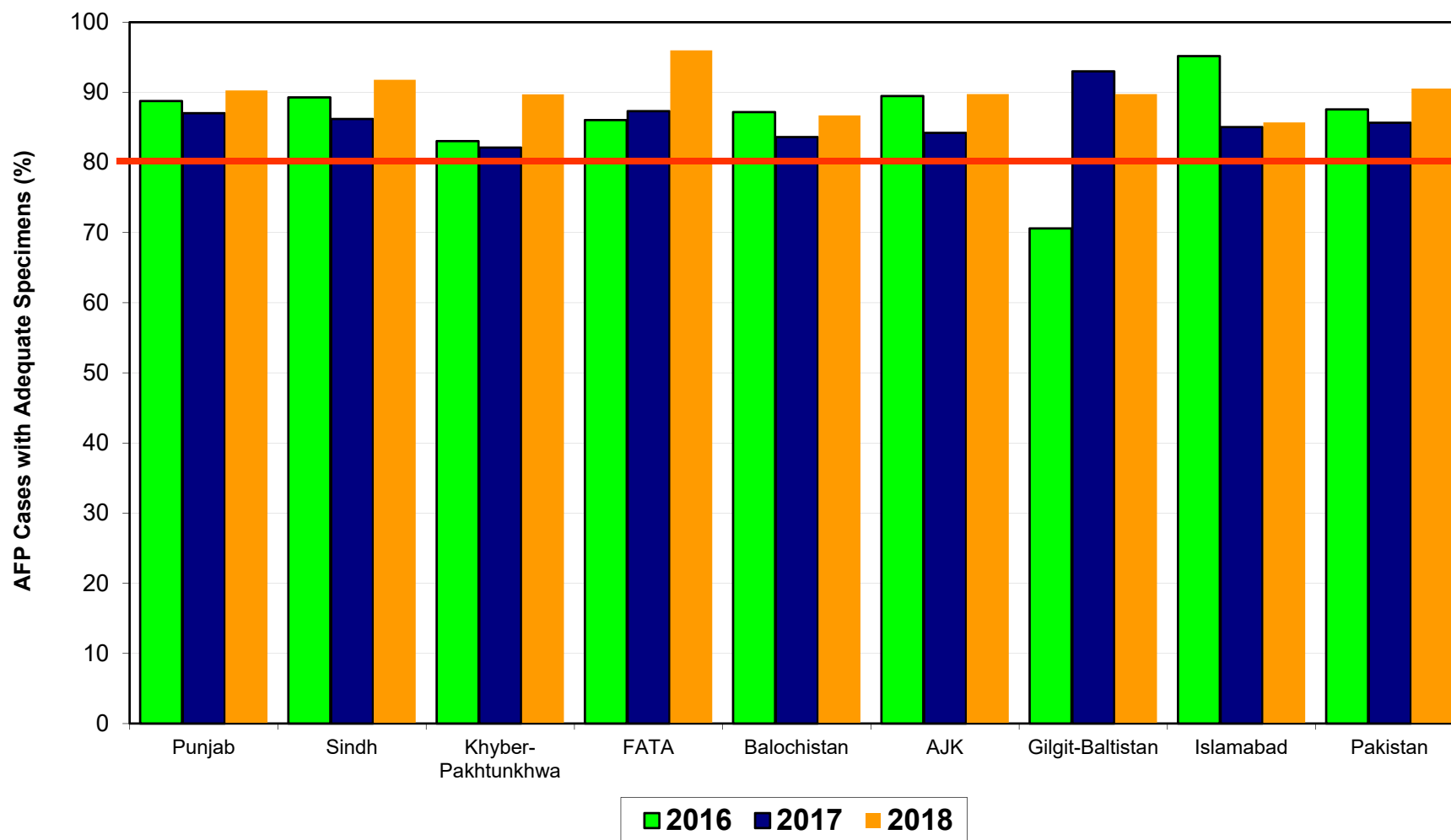
Non Polio AFP Rate By Province/Regions, 2016-2018*



Minimum Target Non-Polio AFP Rate for Tier-1 and Tier-2 districts is 6/100000 < 15 years of the age
 Minimum Target Non-Polio AFP Rate for Tier-3 and Tier-4 districts is 3/100000 < 15 years of the age

* Afp.rec Data as of 30-04-2018

Percent AFP Cases with Adequate Specimens By Province/Regions, 2016-2018*



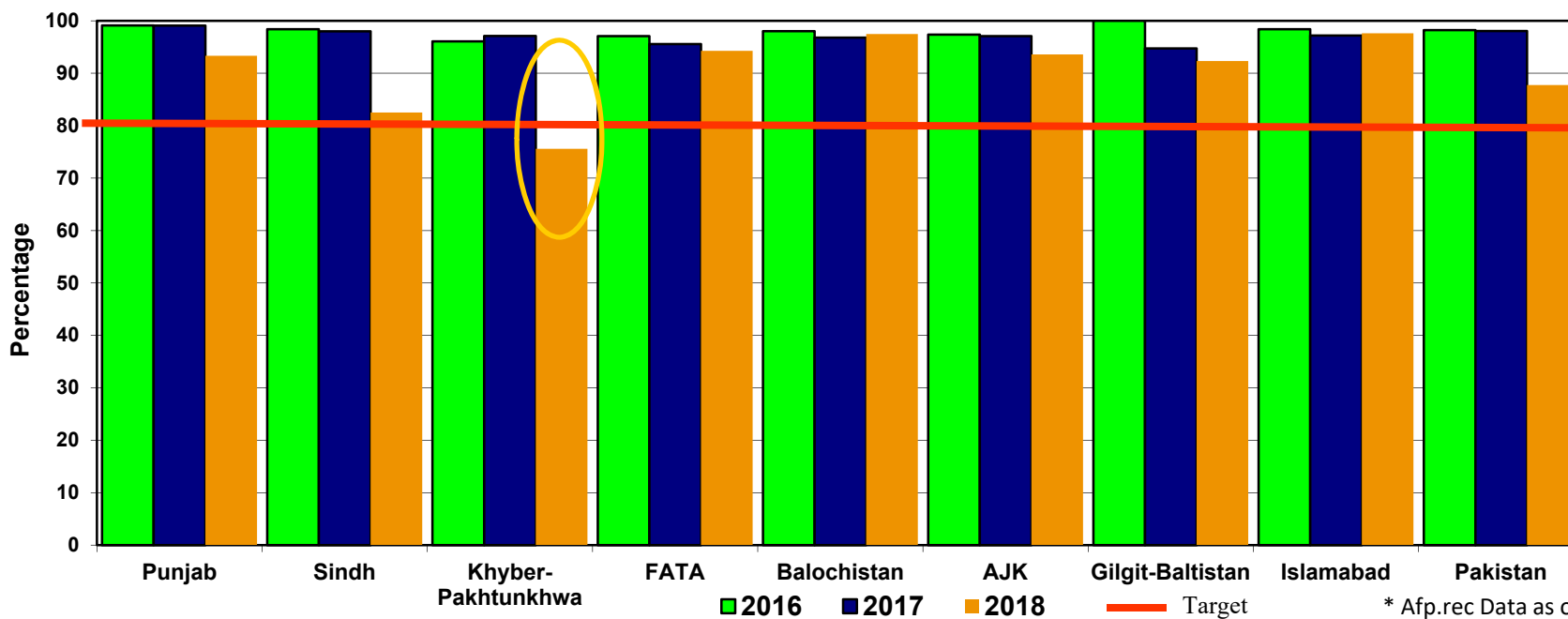
* Afp.rec Data as of 30-04-2018

— Target Adequate Sample cases = 80%

**Graph 5: Percent AFP Cases Notified within 07 days of paralysis onset
2016 - 2018*; By Province/Regions**

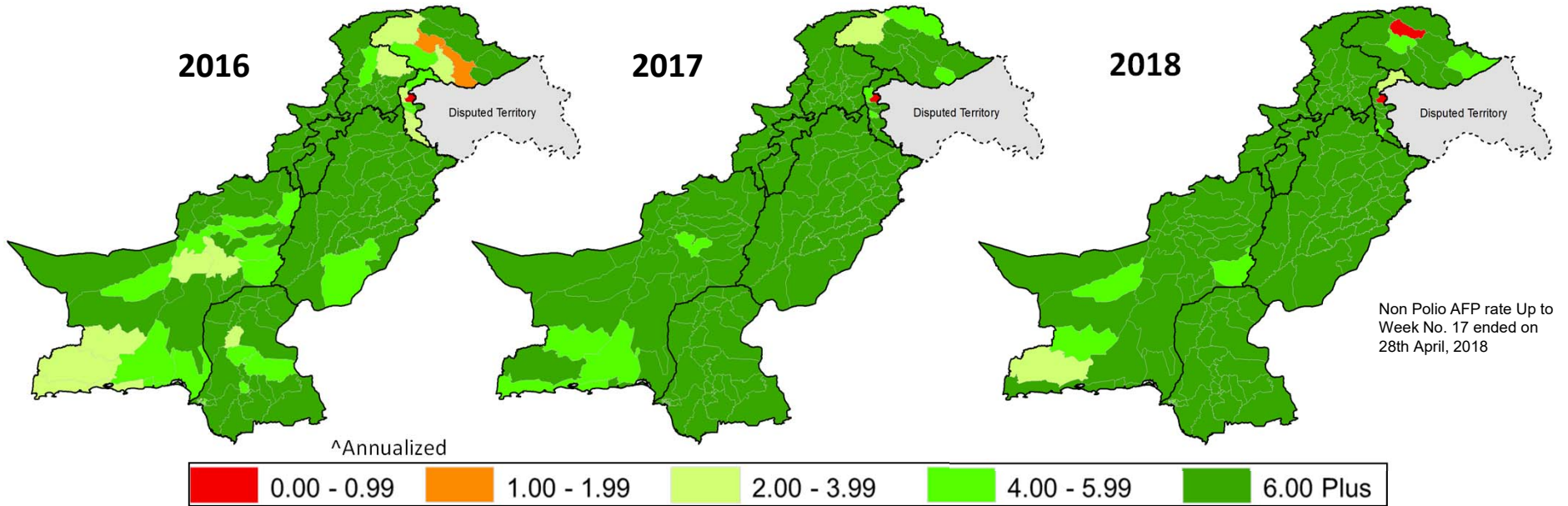


**Graph 6: Percent AFP Cases Investigated within 48 hours of notification
2016 ~ 2018*; By Province/Regions**

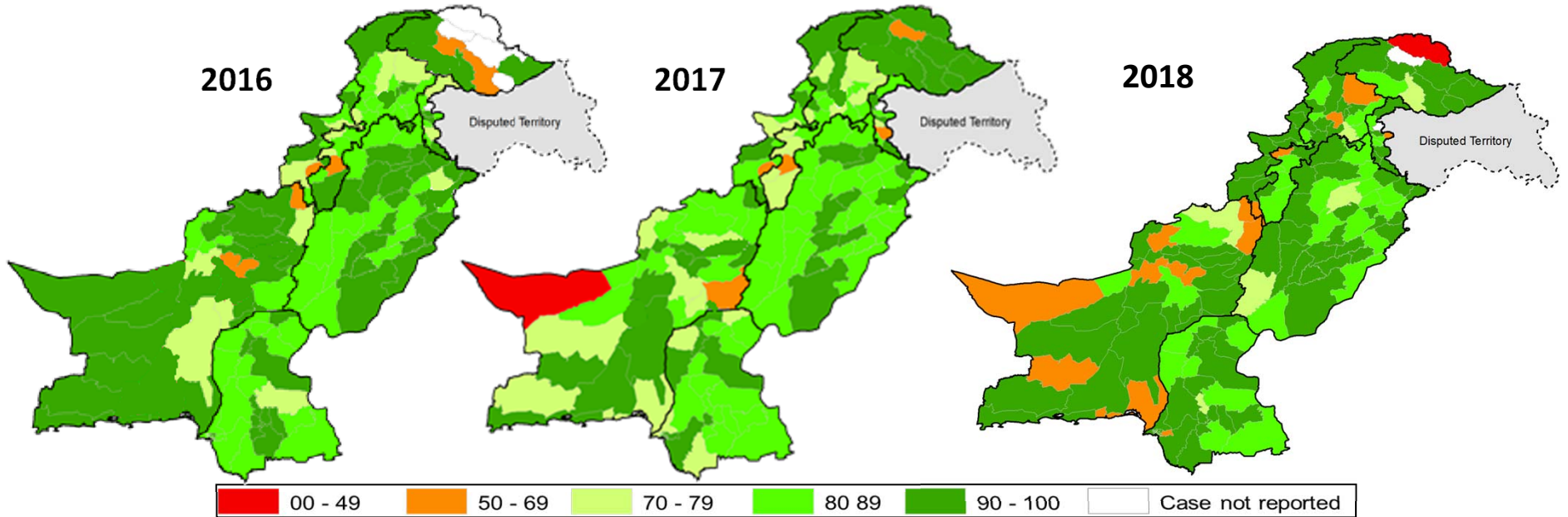


* Afp.rec Data as of 30-04-2018

Non-Polio ^ AFP Rate by District



Percent AFP Cases with Adequate Specimens, by District



**Table 7.3: AFP CASES PENDING FOR CLASSIFICATION
WITH DATE OF ONSET MORE THAN 90 DAYS* 2017**

S. No	DISTRICT	TEHSIL	EPID	SEX	AGE	DONSET	DOSESE	DSTOOL1	DSTOOL2	LAB	FEVER	ASTM	PROG	FUP	PEND (DAYS)
1	DIRUPPER	DIRUPPER	KP/25/17/0800	M	36	12-09-17	7+	08-10-17	09-10-17	EV	UK	UK	UK		226
2	DIRUPPER	DIRUPPER	KP/25/17/801	M	9	13-12-17	7+				UK	UK	UK		134
3	KHUSHAB	KHUSHAB	PB/42/17/037	M	30	29-07-17	7+				N	Y	UK	Y	271
4	BUNER	DAGGAR	KP/22/17/049	M	28	20-09-17	7+			LATE NOTIFIED	Y	N	Y	Y	218
5	KARAK	KARAK	KP/51/17/067	F	72	06-07-17	0				N	Y	Y	Y	294
6	KOHAT	KOHAT	KP/50/17/054	M	72	28-10-17	3				Y	N	N	Y	180
7	CHAGHAI	CHAGAI	BN/13/17/009	M	96	24-11-17	6	10-12-17	14-12-17	NVI	N	N	Y		153
8	LORALAI	BORI	BN/22/17/014	M	2	24-11-17	3	22-01-18	23-01-18	NVI	Y	Y	N	Y	153
9	JEHLUM VALLEY	HATTIAN BALA	AJ/90/17/001	F	156	05-03-17	3	30-03-17	31-03-17	NVI	Y	N	Y	Y	417
10	NEELUM	SHARDA	AJ/80/17/004	F	18	05-09-17	5	30-10-17	31-10-17	NVI	N	N	Y	Y	233
11	CDA	CDA	IB/01/17/008	F	6	17-03-17	7+	12-04-17	13-04-17	NVI	N	Y	Y		405
12	CDA	CDA	IB/01/17/009	F	22	24-04-17	4			LATE NOTIFIED	Y	N	Y		367
13	CDA	CDA	IB/01/17/045	M	138	20-12-17	7+	17-01-18	18-01-18	NVI	N	N	Y		127
14	CDA	CDA	IB/01/17/044	M	156	25-12-17	7+	09-01-18	10-01-18	NVI	Y	N	Y		122
15	ICT	ICT	IB/02/17/024	M	33	30-04-17	7+	23-05-17	25-05-17	NVI	UK	UK	Y	Y	361
16	ICT	ICT	IB/02/17/032	M	74	29-06-17	7+	23-08-17	25-08-17	NVI	N	N	Y	Y	301
17	ICT	ICT	IB/02/17/052	M	100	02-10-17	7+	07-11-17	09-11-17	EV	Y	Y	Y	Y	206
18	ICT	ICT	IB/02/17/051	F	18	20-10-17	7+	08-11-17	10-11-17	EV	N	Y	Y	Y	188
19	ICT	ICT	IB/02/17/065	M	46	04-11-17	7+	29-12-17	30-12-17	VACC	Y	N	Y	Y	173

* Afp.rec Data as of 30-04-2018

€ Based on recall of parents

60 days Follow-up not done

FUP = Residual Weakness at 60 days follow up.

**Table 7.4: AFP CASES PENDING FOR CLASSIFICATION
WITH DATE OF ONSET MORE THAN 90 DAYS* 2018 Page (1/2)**

S. No	DISTRICT	TEHSIL	EPID	SEX	AGE	DONSET	DOSESE	DSTOOL1	DSTOOL2	LAB	FEVER	ASVM	PROG	FUP	PEND (DAYS)
1	KOHISTAN	KOHISTAN	KP/13/18/002	M	121	29-01-18	7+	09-02-18	18-02-18	NVI	UK	UK	UK		91
2	LAKKIMRWT	LAKKIMRWT	KP/62/18/012	M	30	17-01-18	7+	18-02-18	19-02-18	VACC	UK	UK	UK		103
3	MARDAN	MARDAN	KP/40/18/041	M	36	29-01-18	7+	15-03-18	16-03-18	NVI	UK	UK	UK	DIED	91
4	SHANGLA	SHANGLA	KP/26/18/008	M	73	25-01-18	7+	27-02-18	01-03-18	NVI	UK	UK	UK		95
5	BAHWLNAGAR	MINCHANABA	PB/73/18/001	M	36	05-01-18	7+	DIED BEFORE STOOL			N	N	Y	DIED	115
6	DGKHAN	DG KHAN	PB/81/18/022	M	96	27-01-18	7+	18-02-18	20-02-18	NVI	Y	Y	Y	Y	93
7	DGKHAN	DG KHAN	PB/81/18/029	M	13	22-01-18	7+	24-02-18	25-02-18	NVI	N	Y	Y	Y	98
8	DGKHAN	DG KHAN	PB/81/18/040	F	7	02-01-18	7+	02-03-18	04-03-18	NVI	N	N	Y	Y	118
9	FAISALABAD	FSD CITY	PB/51/18/046	M	48	28-01-18	7+	17-03-18	19-03-18	NVI	N	Y	Y		92
10	GUJRANWALA	WAZIRABAD TOWN	PB/21/18/025	F	17	17-01-18	7+	17-02-18	18-02-18	NVI	Y	N	Y	DIED	103
11	LODHRAN	LODHRAN	PB/64/18/009	F	35	07-01-18	7+	03-02-18	04-02-18	NVI	Y	Y	Y	Y	113
12	OKARA	DEPALPUR	PB/34/18/028	M	156	13-01-18	7+	LATE NOTIFIED			N	N	Y	Y	107
13	OKARA	DEPALPUR	PB/34/18/029	M	18	12-01-18	7+	LATE NOTIFIED			N	Y	Y	Y	108
14	RAJANPUR	RAJAN PUR	PB/82/18/006	M	48	23-01-18	7+	DIED BEFORE STOOL			N	N	Y	DIED	97
15	RAJANPUR	ROJHAN	PB/82/18/010	M	115	29-01-18	7+	13-02-18	14-02-18	NVI	Y	Y	Y	Y	91
16	RYKHAN	KHANPUR	PB/72/18/060	M	72	07-01-18	7+	10-03-18	11-03-18	NVI	N	Y	Y	Y	113
17	SARGODHA	SAHIWAL	PB/41/18/006	M	144	05-01-18	7+	10-02-18	11-02-18	NVI	N	Y	Y	Y	115
18	SARGODHA	SHAHPUR	PB/41/18/008	M	22	12-01-18	7+	13-02-18	14-02-18	NVI	Y	Y	Y	Y	108
19	SHEIKHUPURA	FEROZEWALA	PB/33/18/028	F	34	16-01-18	7+	24-02-18	25-02-18	NVI	N	N	Y	Y	104
20	BADIN	GOLARCHI	SD/23/18/015	F	48	03-01-18	7+	LATE NOTIFIED			Y	Y	Y	Y	117
21	DADU	DADU	SD/24/18/010	F	48	08-01-18	7+	06-02-18	07-02-18	EV	Y	Y	Y		112
22	GHOTKI	GHOTKI	SD/42/18/014	F	120	27-01-18	7+	17-02-18	18-02-18	NVI	Y	N	UK	Y	93
23	JACOBABAD	THULL	SD/53/18/012	F	54	25-01-18	7+	16-02-18	18-02-18	EV	Y	Y	Y		95
24	KAMBAR	SJAWAL	SD/55/18/002	F	54	07-01-18	7+	23-01-18	24-01-18	NVI	Y	Y	Y	Y	113
25	KHAIRPUR	THARI MIR WAH	SD/43/18/024	M	30	20-01-18	7+	16-02-18	17-02-18	EV	N	Y	Y	Y	100
26	KHIGADAP	GADAP	SD/63/18/014	M	21	06-01-18	7+	LATE NOTIFIED			Y	Y	UK	Y	114
27	NFEROZ	MORO	SD/45/18/005	M	84	02-01-18	7+	17-01-18	18-01-18	EV	Y	N	Y		118
28	SHIKARPUR	SHIKARPUR	SD/52/18/017	F	60	25-01-18	7+	LATE NOTIFIED			N	Y	Y		95
29	SUJAWAL	SUJAWAL	SD/79/18/003	M	36	06-01-18	7+	11-01-18		NVI	Y	N	Y	DIED	114
30	UMERKOT	UMERKOT	SD/34/18/008	M	48	25-01-18	7+	DIED BEFORE STOOL			Y	N	Y	DIED	95
31	HARIPUR	HARIPUR	KP/12/18/004	F	89	20-01-18	7+	31-01-18	06-02-18	NVI	Y	N	Y		100
32	KOHAT	KOHAT	KP/50/18/012	F	21	26-01-18	7+	02-02-18	02-02-18	NVI	UK	Y	Y	DIED	94
33	LAKKIMRWT	SERAI NAURANG	KP/62/18/009	M	12	29-01-18	7+	LATE NOTIFIED			Y	Y	Y		91
34	LAKKIMRWT	SERAI NAURANG	KP/62/18/017	F	84	01-01-18	7+	LATE NOTIFIED			N	Y	N	Y	119
35	PESHAWAR	PESHAWAR	KP/30/18/011	M	29	15-01-18	7+	DIED BEFORE STOOL			Y	N	Y	DIED	105
36	PESHAWAR	PESHAWAR	KP/30/18/017	F	96	22-01-18	7+	06-02-18	06-02-18	NVI	Y	N	N	Y	98
37	PESHAWAR	PESHAWAR	KP/30/18/029	M	36	21-01-18	7+	11-02-18	12-02-18	VACC	Y	Y	Y		99
38	PESHAWAR	PESHAWAR	KP/30/18/046	F	24	21-01-18	7+	20-02-18	21-02-18	NVI	Y	Y	Y	Y	99
39	PESHAWAR	PESHAWAR	KP/30/18/047	M	144	12-01-18	7+	23-02-18	24-02-18	NVI	N	Y	Y	Y	108
40	BOLAN	MACH	BN/42/18/002	M	48	28-01-18	7+	DIED BEFORE STOOL			UK	Y	Y	DIED	92
41	LASBELA	SONMIANI	BN/55/18/002	F	45	05-01-18	7+	04-02-18	05-02-18	NVI	Y	N	Y	Y	115
42	MUSAKHEL	SADDAR	BN/24/18/002	F	48	05-01-18	7+	21-02-18	22-02-18	VACC	N	Y	N	Y	115

* Afp.rec Data as of 30-04-2018

€ Based on recall of parents

60 days Follow-up not done

FUP = Residual Weakness at 60 days follow up.

**Table 7.4: AFP CASES PENDING FOR CLASSIFICATION
WITH DATE OF ONSET MORE THAN 90 DAYS* 2018 Page (2/2)**

S. No	DISTRICT	TEHSIL	EPID	SEX	AGE	DONSET	DOSE€	DSTOOL1	DSTOOL2	LAB	FEVER	ASYM	PROG	FUP	PEND (DAYS)
43	PISHIN	PISHIN	BN/12/18/006	F	42	11-01-18	7+	01-02-18	04-02-18	NVI	Y	N	Y	Y	109
44	PISHIN	PISHIN	BN/12/18/013	F	84	05-01-18	7+	LATE NOTIFIED			Y	N	Y	DIED	115
45	QUETTA	ZARGHOON TOWN	BN/11/18/006	F	59	27-01-18	7+	04-02-18		NVI	N	N	Y	DIED	93
46	POONCH	ABBASPUR	AJ/40/18/007	M	24	20-01-18	7+	07-02-18	08-02-18	NVI	Y	Y	Y	Y	100
47	ASTORE	HONTER	GB/61/18/001	M	18	24-01-18	7+	11-02-18	12-02-18	NVI	Y	Y	Y		96
48	HUNZA	ALIABAD	GB/72/18/001	F	12	15-01-18	7+	04-03-18	05-03-18	NVI	UK	Y	UK		105

* Afp.rec Data as of 30-04-2018

€ Based on recall of parents

60 days Follow-up not done

FUP = Residual Weakness at 60 days follow up.