



**World Health
Organization**

**Weekly
AFP Surveillance Update
Pakistan**

Week 16 (*Ended on 21st April, 2018*)

National Surveillance Cell

World Health Organization Country Office,
Chak Shahzad, Park Road,
Islamabad, Pakistan

Tel: +92-51 9255123 / 9255282 /9255184

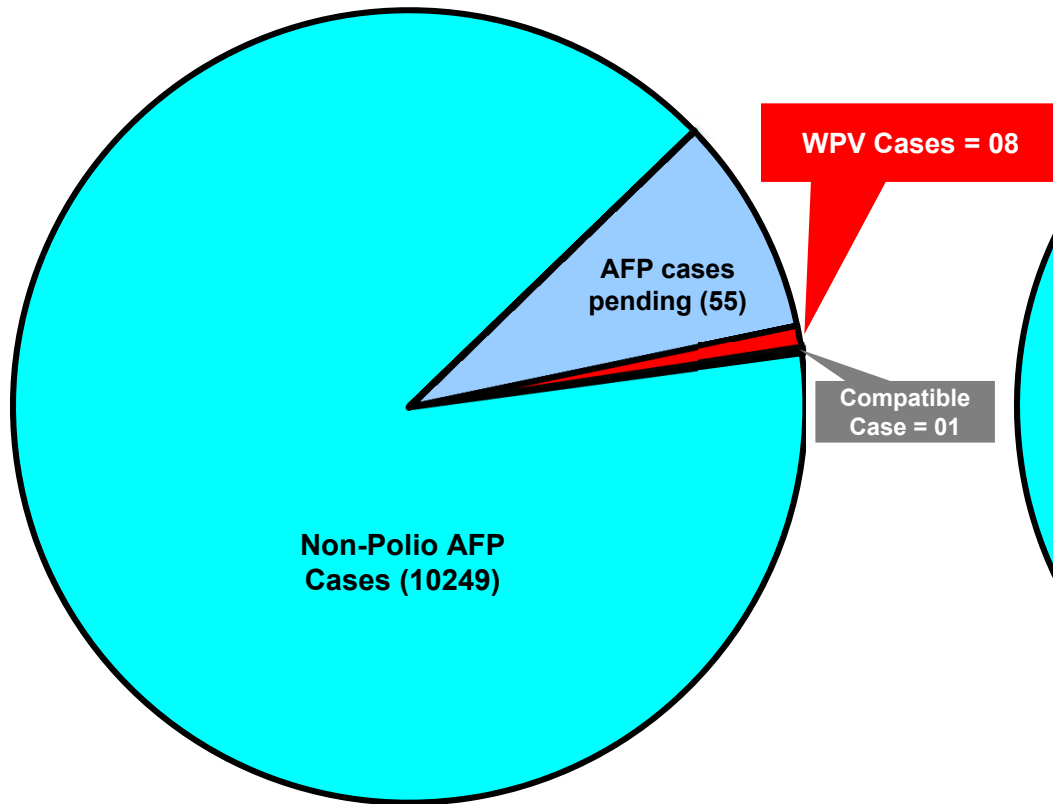
AFP Surveillance



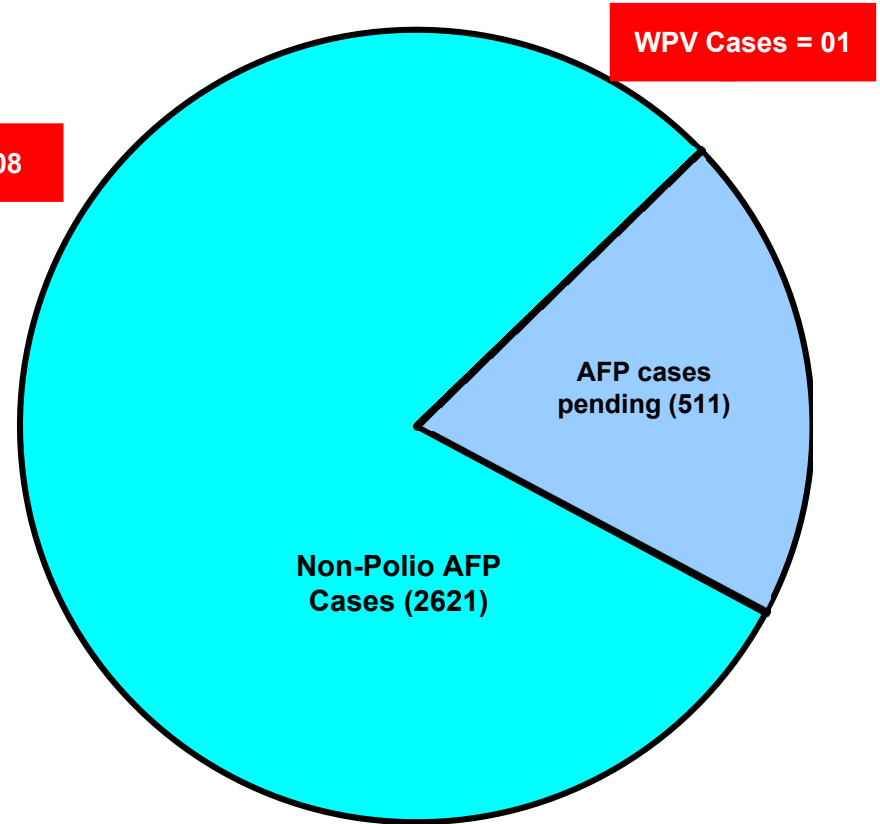
<http://www.emro.who.int/pak/information-resources>

AFP Case Profile, 2017-2018*

2017



2018



Total AFP Cases Reported = 10313

^ 55 Inadequate cases not due for FUP

^ 55 AFP Cases pending for classification by ERC

Total AFP Cases Reported = 3138

^ 224 Inadequate cases not due for FUP

^ 287 AFP Cases pending in Lab

^ 47 AFP Cases pending for classification by ERC

* Afp.rec Data as of 23-04-2018

Table 1.1: List of Confirmed Polio Cases, Pakistan 2017-2018* (1/1)

S.NO.	PROVINCE/ REGION	DISTRICT	TEHSIL	EPID NO.	SEX	AGE (m)	DATE ONSET OF PARALYSIS	NO. OPV DOSES (based on parents recall)		FEVER	Asymmetric Paralysis	Rapid Progression	REFUSAL	WPV TYPE	GENETICS
								Routine	SIA's						Cluster
01	PUNJAB	LODHRAN	DUNYAPUR	PB/64/17/008	M	4	28-Jan-17	2	5	Y	Y	Y	N	NSL1	R4B1C2
02	GBALTISTAN	DIAMIR	THORE HUDUR	GB/31/17/002	M	12	13-Feb-17	0	0	Y	Y	Y	N	NSL1	R4B5C4
03	BALUCHISTAN	KABDULAH	CHAMAN	BN/14/17/024	M	18	11-June-17	0	3	Y	Y	Y	N	NSL1	R4B5C3
04	SINDH	KHGIQBAL	G-IQBAL	SD/65/17/018	M	7	11-Aug-17	3	1	Y	N	Y	N	NSL1	R4B5C4
05	KPAKHTUNKHWA	LAKKIMRWT	LAKKIMRWT	KP/62/17/025	F	24	21-Aug-17	3	7+	Y	Y	Y	N	NSL1	R4B1C1
06	SINDH	KHIGADAP	GADAP	SD/63/17/051	M	5	09-Nov-17	0	3	Y	Y	Y	Y	NSL1	R4B5C4
07	BALUCHISTAN	ZHOB	ZHOB	BN/21/17/019	M	24	15-Nov-17	0	0	N	Y	N	Y	NSL1	R4B5C4
08	BALUCHISTAN	KABDULAH	GULISTAN	BN/14/17/045	M	12	13-Nov-17	0	0	Y	Y	Y	Y	NSL1	R4B5C4
2018															
08	BALUCHISTAN	DUKI	DUKI	BN/65/18/003	M	38	08-Mar-18	0	7+	Y	Y	Y	N	NSL1	R4B5C4

* Afp.rec Data as of 23-04-2018

Table 3: Urgent/ITD Pending Cases (1/1)

S. #	District	Basic information					OPV doses				Urgent		Prov Diagnosis	Lab update			Remarks				
		Tier	Tehsil	Union council	Epid number	Date of Onset	Age (M)	Sex	Date of 1st stool	Stool Adeq	RI	SIA5		Last 6 SIA5	Last dose	Field		NSC	Lab No.	Days Inoc	Culture update
isolates pending for ITSD																					
1	WAZIR-S	1	LADHA	SHAKTOI	FT/65/18/007	01-Apr-18	42	F	05-Apr-18	Y	0	7+	6	20-Mar-18	N	N	GBS	3900	6	L20B+	
2	BAJOUR	2	NAWAGAI	HALKAI	FT/33/18/026	04-Apr-18	3	M	09-Apr-18	Y	1	3	2		N	Y	TRAUMATIC NEURITIS	3995	5	L20B+	
3	SWABI	4	SWABI	BABAEI	KP/41/18/041	29-Mar-18	46	F	09-Apr-18	N	0	5	0		N	N	INI NEURITIS / NEOPLASTIC LIASON	3971	5	L20B+	Service delivery issue
4	BAHWALNAGAR		MINCHINABAD	MATIWALA	PB/73/18/024	04-Apr-18	24	F	08-Apr-18	Y	3	7+	6	09-Apr-18	N	N	MYOSITIS / ARTHRITIS	3923	5	L20B+	
5	SHEIKHUPURA		FEROZWALA	MOMAN PURA	PB/33/18/038	06-Apr-18	30	F	10-Apr-18		3	7	6	12-Mar-18	N	N	R.GBS	4076	4	L20B+	
6	SHEIKHUPURA		SHEIKHUPURA	URBAN	PB/33/18/039	06-Apr-18	21	M	11-Apr-18	Y	3	7	6	12-Mar-18	N	N	GBS	4028	4	L20B+	
7	VEHARI	4	MELISI	UC-52	PB/63/18/028	06-Apr-18	22	F	12-Apr-18	Y	3	7	6	09-Apr-18	N	N	TRAUMA	4033	4	L20B+	
Reported urgent (by field / NSC criteria)																					
8	ICT	3	ICT	RAWAT RURAL 1	IB/02/18/025	03-Apr-18	21	M	11-Apr-18	Y	3	7	6	12-Mar-18	N	Y	TRANSIENT SYNOVITIS/ REACTIVE	3976	10	UP	
9	SAHIWAL	4	CHICHAWATNI	UC 87	PB/65/18/032	02-Apr-18	10	M	08-Apr-18	Y	3	3	5	12-Feb-18	N	Y	CVA	3860	12	UP	

* New addition § New results #Data not available ¶ NSC Criteria = Fever , Rapid Progress, Age < 48 months and OPV Doses <7 UP = Under process
 Urgent (Field/NSC) / Inadequate specimens / Age 12-35 months / Zero OPV dose ¶ Pending for genomic sequencing

Point in time comparison of Polio Cases by Province/Region 2017 - 2018*

Region/ Province	No. of polio cases		No. of infected districts/towns		Most recent polio case
	2017	2018	2017	2018	
Khyber Pakhtunkhwa	0	0	0	0	21-Aug-17
Sindh	0	0	0	0	09-Nov-17
Balochistan	0	1	0	1	08-Mar-18
G-Baltistan	1	0	1	0	13-Feb-17
Punjab	1	0	1	0	28-Jan-17
FATA / FR Areas	0	0	0	0	27-Jul -16
Pakistan	2	1	2	1	08-Mar-18

Sixteen additional district / town declared infected based on environmental samples in 2018

* Afp.rec Data as of 23-04-2018

Table 2: LAB Update 2017-2018*

Month of Onset	AFP Cases	No virus isolated	Cases Under Process		Isolated Viruses from stools						
			Culture	ITD	Vaccine viruses		NPEV		Wild	Results within 14 days	
			n	n	n	%	n	%	n	n	%
January-17	754	597	0	0	56	7	100	13%	1	753	100%
February-17	772	621	0	0	43	6	107	14%	1	771	100%
March-17	825	634	0	0	55	7	136	16%	0	825	100%
April-17	822	589	0	0	45	5	188	23%	0	815	99%
May-17	906	681	0	0	51	6	174	19%	0	900	99%
June-17	669	460	0	0	17	3	191	29%	1	610	91%
July-17	892	572	0	0	23	3	297	33%	0	892	100%
August-17	853	542	0	0	20	2	289	34%	2	851	100%
September-17	854	501	0	0	68	8	285	33%	0	854	100%
October-17	885	604	0	0	56	6	225	25%	0	885	100%
November-17	819	516	0	0	62	8	238	29%	3	816	100%
December-17	913	712	0	0	57	6	139	15%	0	908	99%
Total-2017	9964	7029	0	0	553	6	2369	24%	8	9880	99%
January -18	1011	836	0	0	76	8	99	10%	0	1011	100%
February -18	899	718	5	0	73	8	106	12%	0	897	100%
March-2018	947	696	167	1	26	3	153	16%	1	875	92%
April-2018	364	27	103	6	0	0	5	1%	0	32	9%
Total-2018	3221	2277	275	7	175	5	363	11%	1	2815	87%

*Data as of 23-04-2018

Comparison of Environmental Sampling Results, 2016-17*

DISTRICT	2017					2018					Last
	TOTAL	WILD			TOTAL	WILD					
	n	GRAB	BMFS	TOTAL		n	GRAB	BMFS	TOTAL		
		n	n	n	%		n	n	n	%	
LAHORE	20			0	0%	15			0	0%	18-Dec-17
MULTAN	11	1		1	9%	9			0	0%	9-Jan-17
DGKHAN	12			0	0%	7		1	1	14%	12-Feb-18
RAWALPINDI	8	3		3	38%	6	1		1	17%	10-Jan-18
FAISALABAD	8			0	0%	7			0	0%	2-Jul-16
SARGODHA	3			0	0%	3			0	0%	
BAHAWALPUR	4			0	0%	3			0	0%	
RAJANPUR						3			0	0%	
CDA	4	3		3	75%	3	1		1	33%	10-Jan-18
KHIGIQBAL	9	2	1	3	33%	6			0	0%	10-Oct-17
KHIGADAP	12	5		5	42%	8	2		2	25%	15-Mar-18
KHIBALDIA	4			0	0%	4			0	0%	3-Nov-17
KHILANDHI	4	2		2	50%	3	1		1	33%	10-Jan-18
KHIKORANGI	4			0	0%	3			0	0%	16-Oct-17
KHISITE	4			0	0%	3	1		1	33%	1-Jan-18
KHISADDAR						2			0	0%	
KHILIAQAT						2	1		1	50%	7-Mar-18
SUKKUR	8	1		1	13%	7		1	1	14%	8-Feb-18
HYDERABAD	4			0	0%	3	1		1	33%	9-Feb-18
JACOBABAD	4			0	0%	5	1	1	2	40%	7-Mar-18
SANGHAR	3			0	0%	1			0	0%	
DADU	4			0	0%	3			0	0%	
KAMBAR	4			0	0%	3			0	0%	15-Aug-17
PESHAWAR	8	3		3	38%	7	2	1	3	43%	10-Mar-18
DIKHAN	8			0	0%	6			0	0%	16-Jul-16
BANNU	2			0	0%	2			0	0%	
KOHAT	3			0	0%	4	2		2	50%	27-Mar-18
CHARSADA	3			0	0%	3			0	0%	
MARDAN	4			0	0%	3			0	0%	
NOWSHERA	4			0	0%	3			0	0%	
KABDULAH	8	7		7	88%	7	1		1	14%	1-Jan-18
QUETTA	16	6	1	7	44%	13	1		1	8%	13-Feb-18
PISHIN	4	4		4	100%	4			0	0%	2-Oct-17
KHUZDAR	4			0	0%	3			0	0%	
LORALAI	3			0	0%	2	1		1	50%	17-Mar-18
ZHOB	4			0	0%	3			0	0%	18-Dec-17
PAKISTAN	205	37	2	39	19%	169	16	4	20	12%	27-Mar-18

New Positive Samples

* Data as of April 23, 2018

WPV and cVDPV Cases by District in 2017

PROVINCE	DISTRICT	WPV Cases		cVDPV Cases	
		Onset of Last Case	Cases	Onset of Last Case	Cases
KPAKHTUNKHWA	LAKKIMRWT	21-Aug	1		
Total		21-Aug	01		
SINDH	KHIGADAP	09-Nov	1		
	KHIGIQBAL	11-Aug	1		
Total		09-Nov	02		
BALOCHISTAN	ZHOB	15-Nov	1		
	KABDULAH	13-Nov	2		
Total		15-Nov	03		
G-Baltistan	DIAMIR	13-Feb	1		
Total		13-Feb	01		
PUNJAB	LODHRAN	28-Jan	1		
Total		28-Jan	01		
PAKISTAN		15-Nov	08		

2018

One new Polio cases was reported from District Duki with following characteristics.

Age: 38 months

Onset: 8th March, 2018

OPV doses: Routine=0 and SIAs = 7+

Map 2.1: Point in Time Comparison of Wild Polio virus Compatible and cVDPV2 isolates

Infected districts/Towns/Agencies/Areas

On the basis of WPV isolation

- WPV cases = 02
- Sewage water = 11 (no WPV case)
- Total = 13

2017

Source

AFP Surveillance

- P1 = 02
- Compatible = 0
- cVDPV Cases = -
- cVDPV Env = -

Sewage water

- Grab = 37
- BMFS = 02

Infected districts/Towns/Agencies/Areas

On the basis of WPV isolation

- WPV cases = 01
- Sewage water = 15 (no WPV case)
- Total = 16

2018

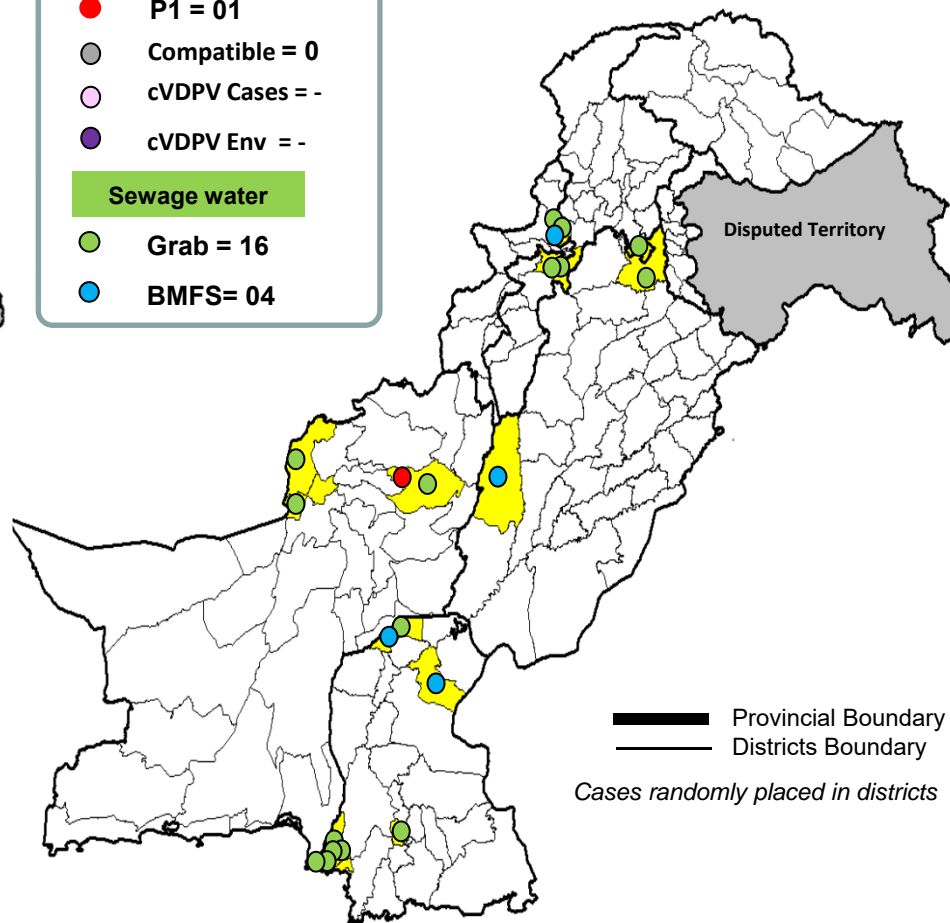
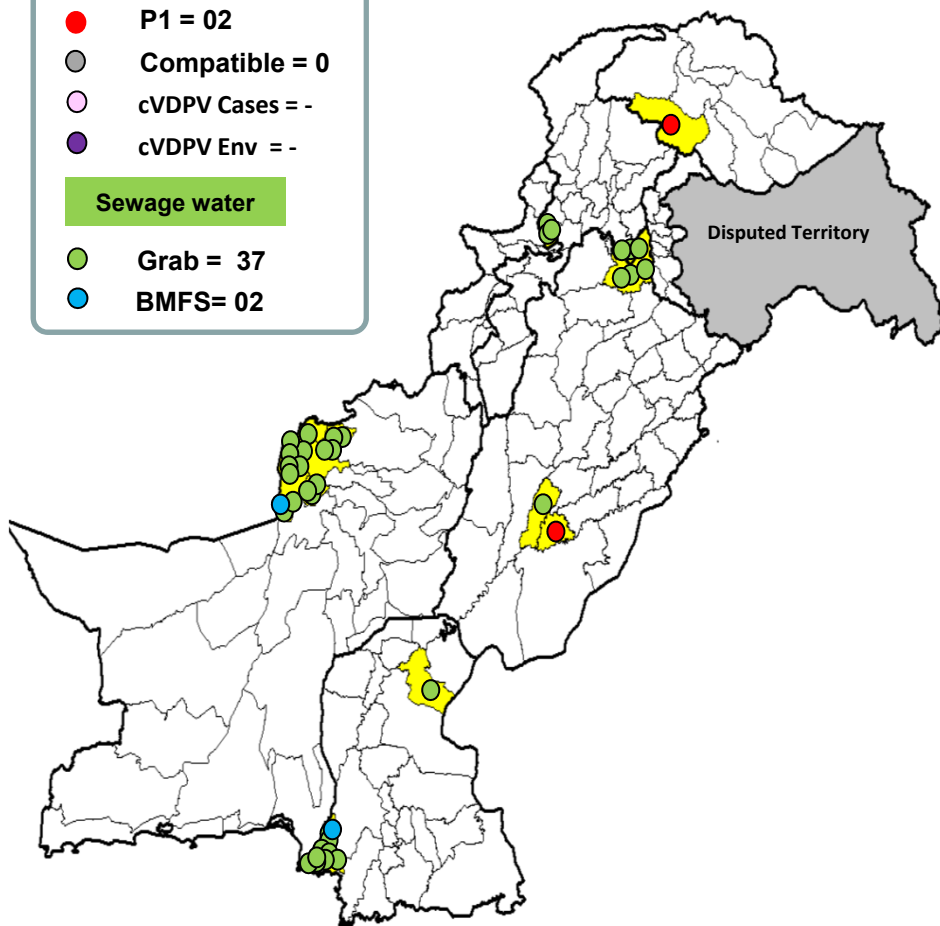
Source

AFP Surveillance

- P1 = 01
- Compatible = 0
- cVDPV Cases = -
- cVDPV Env = -

Sewage water

- Grab = 16
- BMFS = 04



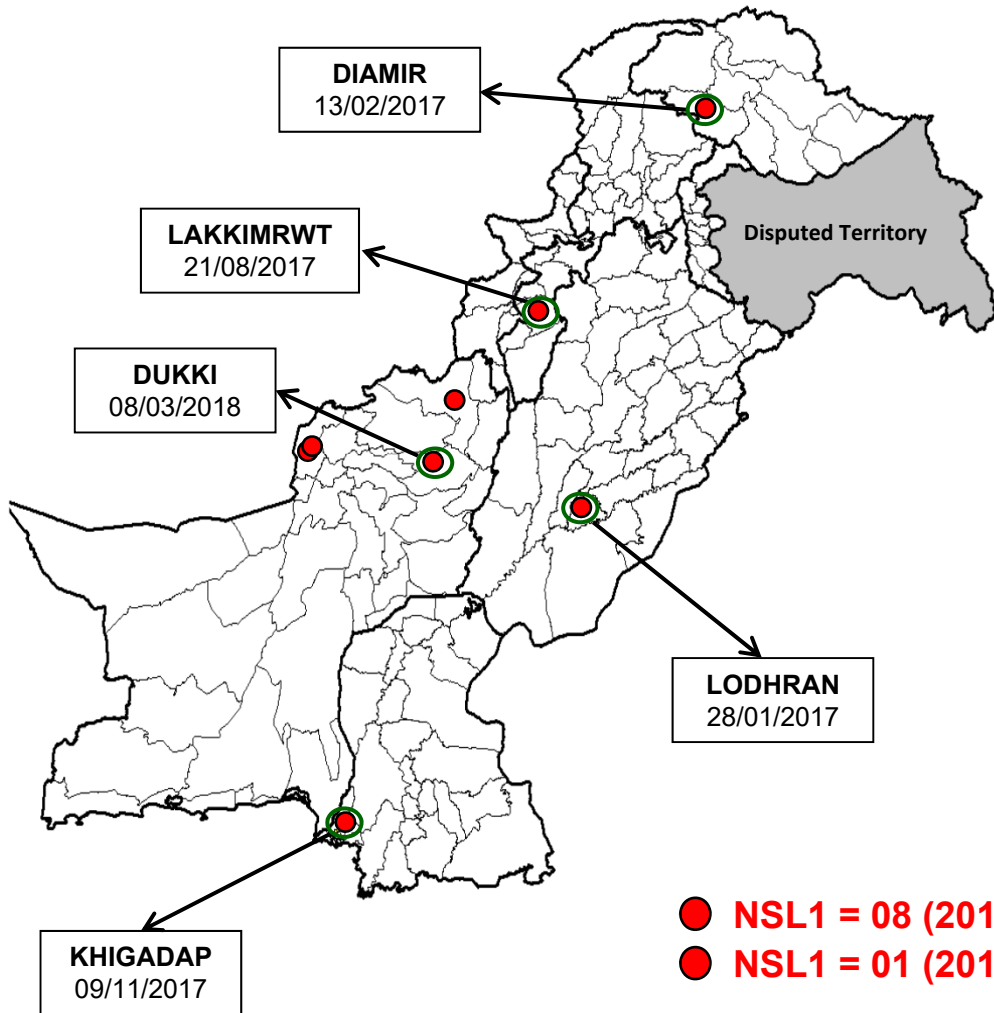
— Provincial Boundary
 — Districts Boundary

Cases randomly placed in districts

* Afp.rec Data as of 23-04-2018

Map1: Distribution of Wild Polio Cases Pakistan 2017-2018*

2017: Districts/Towns with Wild Polio Cases = 07



Province/ Country	Date of Last Case		Number of cases 2017		Number of cases 2018	
	P1	P3	P1	P3	P1	P3
FATA	Jul, 2016	Apr, 2012	-	-	-	-
KHYBER- PAKHTUNKH WA	Aug, 2017	Oct, 2010	01	-	-	-
SINDH	Nov, 2017	Jan, 2010	02	-	-	-
BALUCHISTA N	Mar, 2018	Apr, 2010	03	-	01	-
PUNJAB	Jan, 2017	Jun, 2010	01	-	-	-
AJK	Jun, 2000	Jun, 2000	-	-	-	-
GILGIT- BALTISTAN	Feb, 2017	-	01	-	-	-
ISLAMABAD	Sep, 2008	Sep, 2008	-	-	-	-
PAKISTAN	Mar, 2018	Apr, 2012	08	-	01	-

○ District with last polio case in province

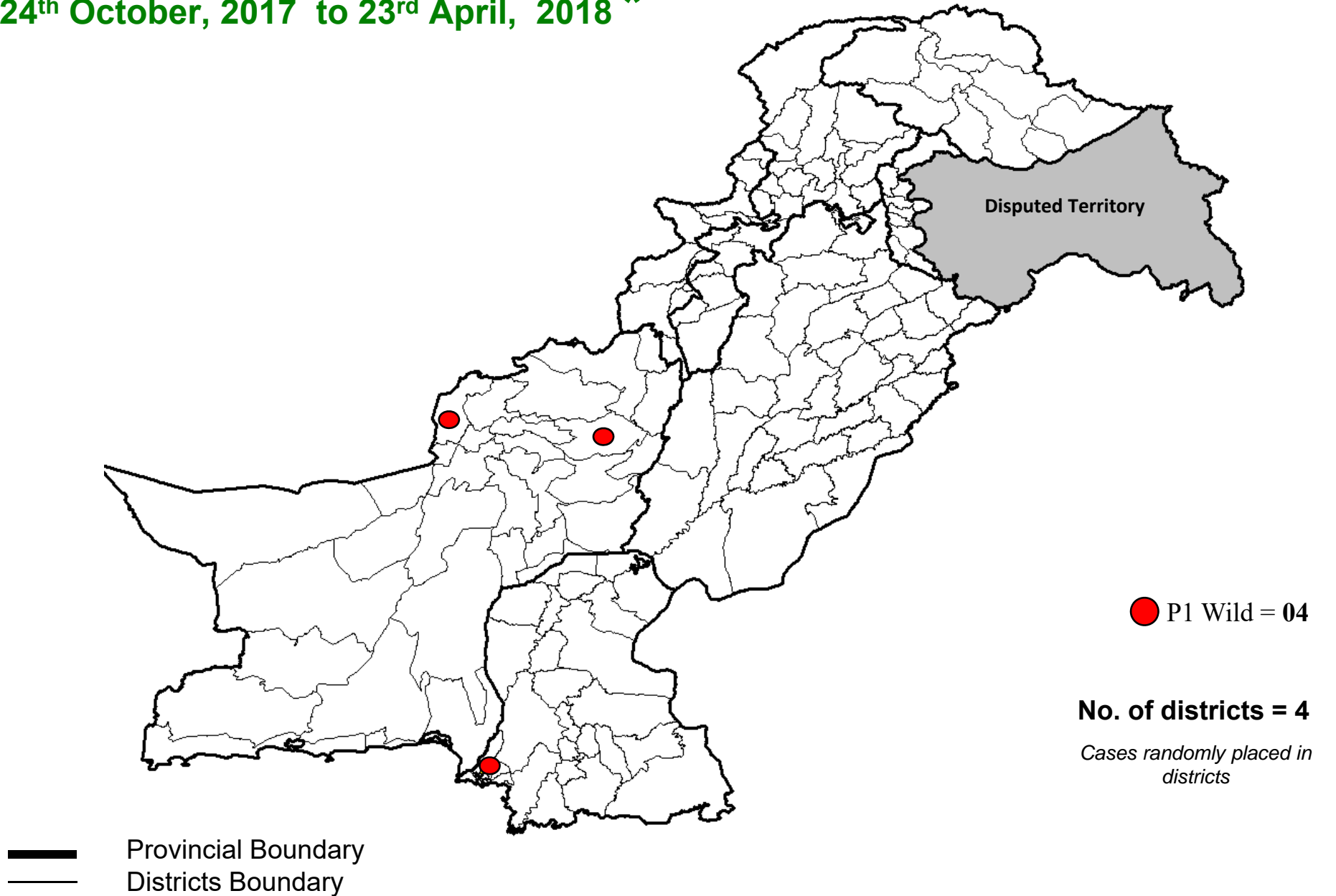
— Provincial Boundary
— Districts Boundary

Cases randomly placed in districts

* Afp.rec Data as of 23-04-2018

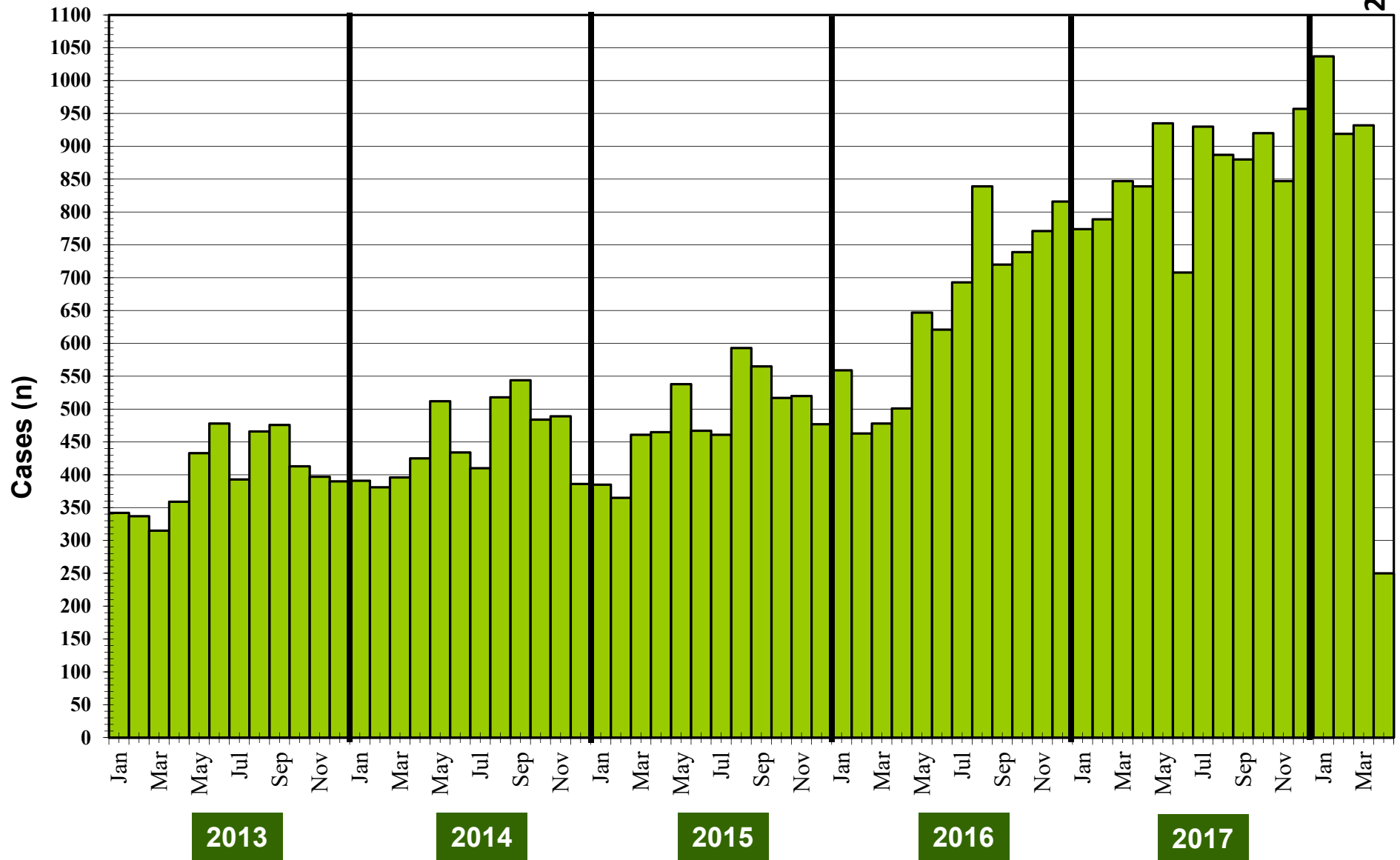
Map 3: Wild Polio cases in the last 6 months

24th October, 2017 to 23rd April, 2018 *



* Afp.rec Data as of 23-04-2018

Graph 1: Distribution of AFP Cases by Month, Pakistan 2013-2018*



* Afp.rec Data as of 23-04-2018

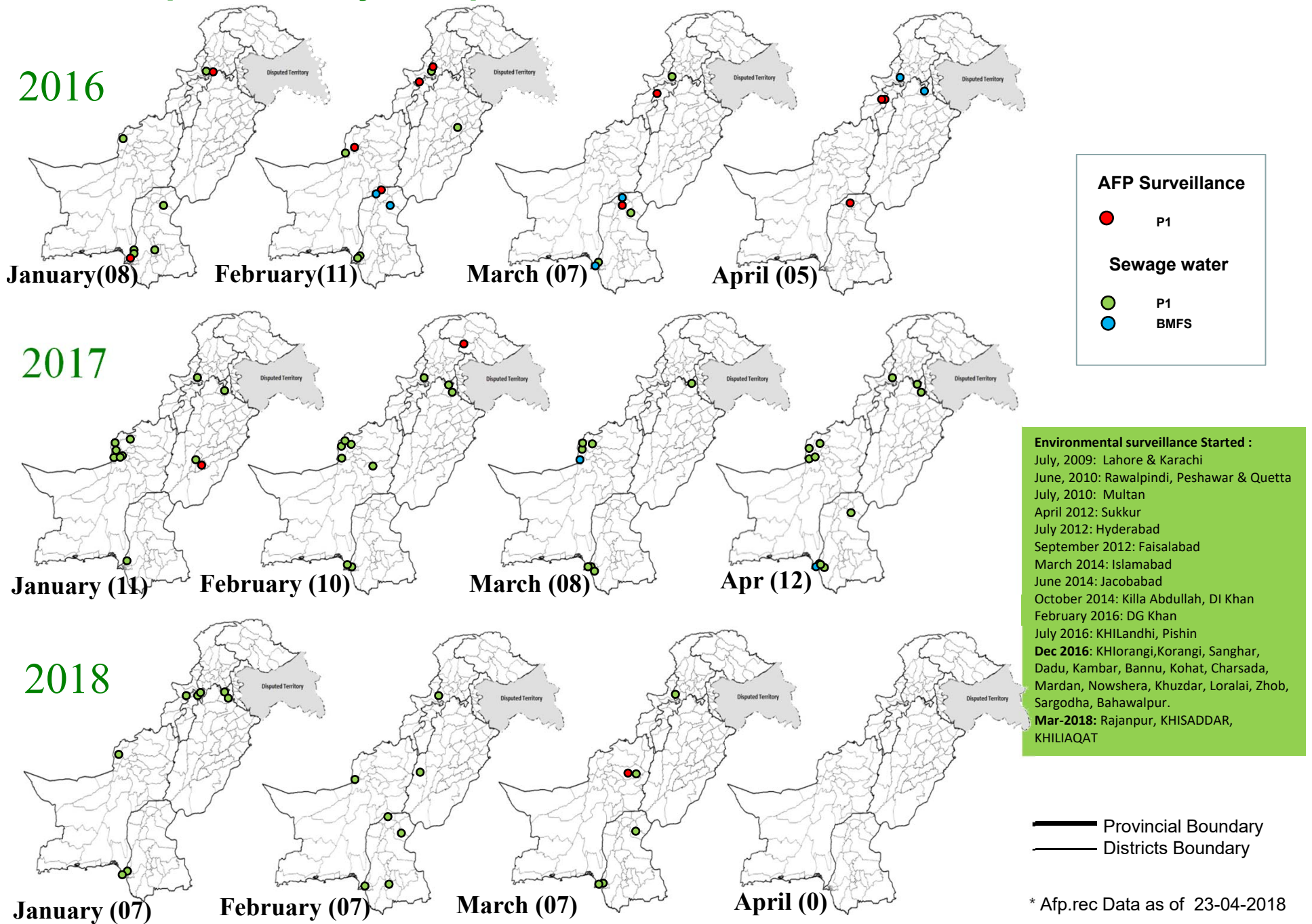
**Table 4: Distribution of AFP Cases By Week of Onset [^]
Pakistan- 2017-2018* [Week number / Ending on]**

PROVINCE	W 01 06 Jan 2018	W 02 13 Jan 2018	W 03 20 Jan 2018	W 04 27 Jan 2018	W 05 03 Feb 2018	W 06 10 Feb 2018	W 07 17 Feb 2018	W 08 24 Feb 2018	W 09 03 Mar 2018	W 10 10 Mar 2018	W 11 17 Mar 2018	W 12 24 Mar 2018	W 13 31 Mar 2018	W 14 7 Apr 2018	W 15 14 Apr 2018
PUNJAB	87	104	110	82	96	101	96	97	94	86	94	79	93	78	23
SINDH	37	49	56	63	50	61	55	41	34	37	53	46	42	28	6
FATA	14	18	25	11	6	8	5	7	4	17	14	7	13	19	6
BALUCHISTAN	15	10	15	5	8	12	10	13	7	12	11	7	14	8	5
AJK	6	3	7	4	2	8	6	10	9	4	5	1	5	8	0
GILGIT BILTISTAN	0	5	3	1	1	2	4	4	2	2	2	5	4	2	2
ISLAMABAD	2	2	5	3	1	3	3	3	5	5	2	5	2	1	0
KPAKHTUNKHWA	41	49	41	36	42	44	44	40	56	43	40	47	40	42	20
PAKISTAN	202	240	262	205	206	239	223	215	211	206	221	197	213	186	62

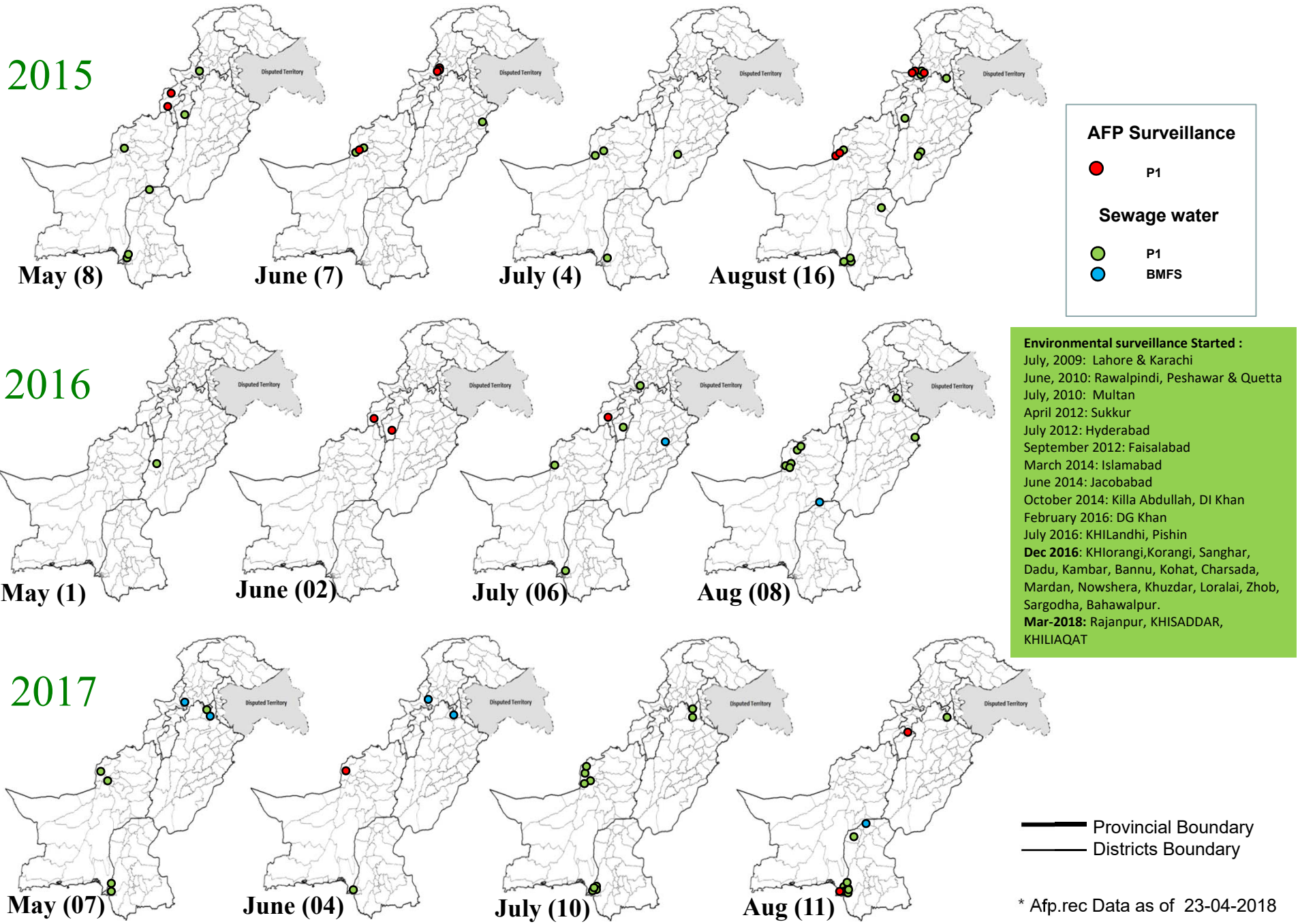
* Afp.rec & Afplab.rec: Data as of 23-04-2018

[^] MMWR Epidemiological Weeks

Map 4: Monthly Comparison of Polio Cases/Isolates 2016-2018*

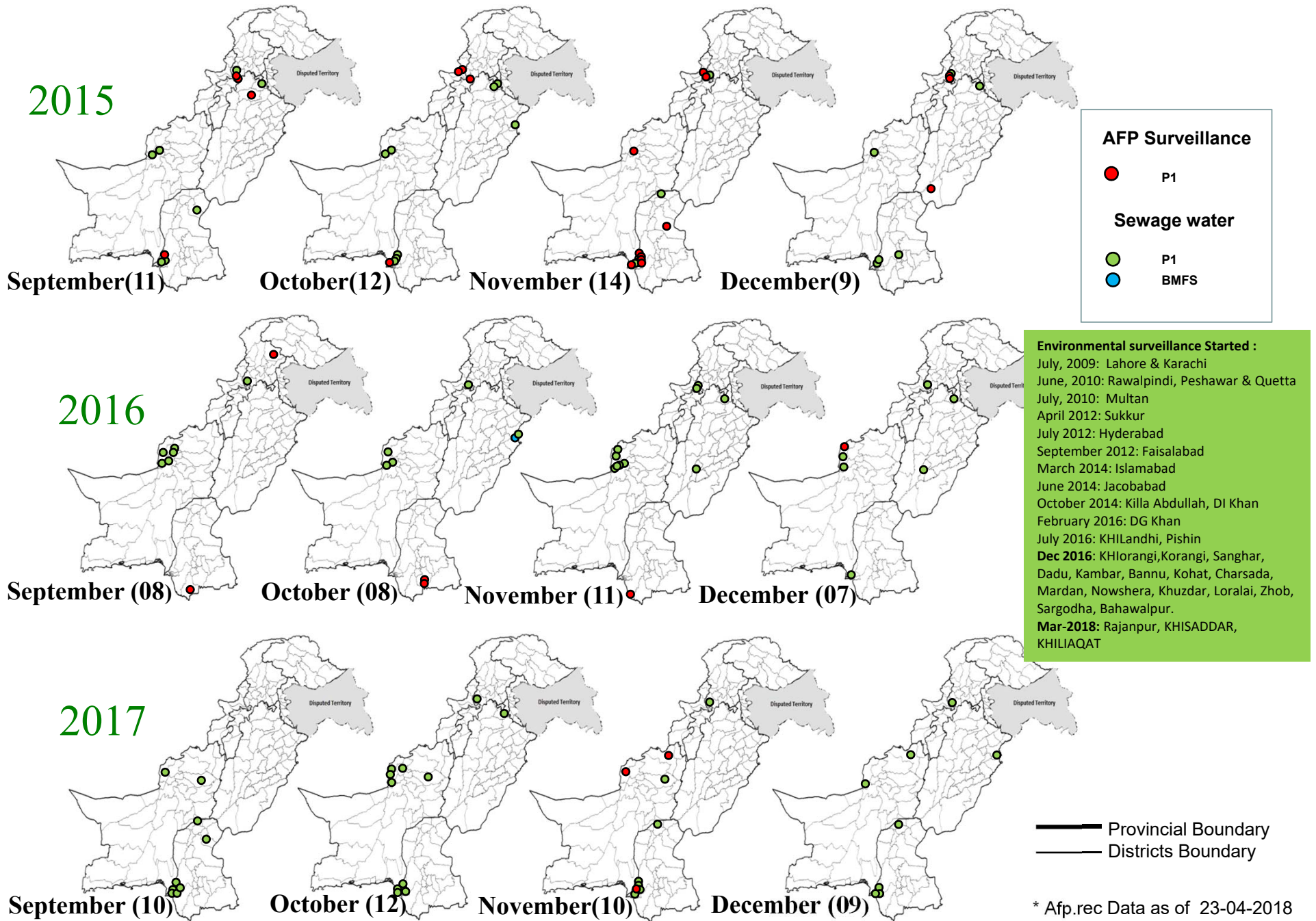


Map 4.1: Monthly Comparison of Polio Cases/Isolates 2015-2017*



* Afp.rec Data as of 23-04-2018

Map 4.2: Monthly Comparison of Polio Cases/Isolates 2015-2017*



* Afp.rec Data as of 23-04-2018

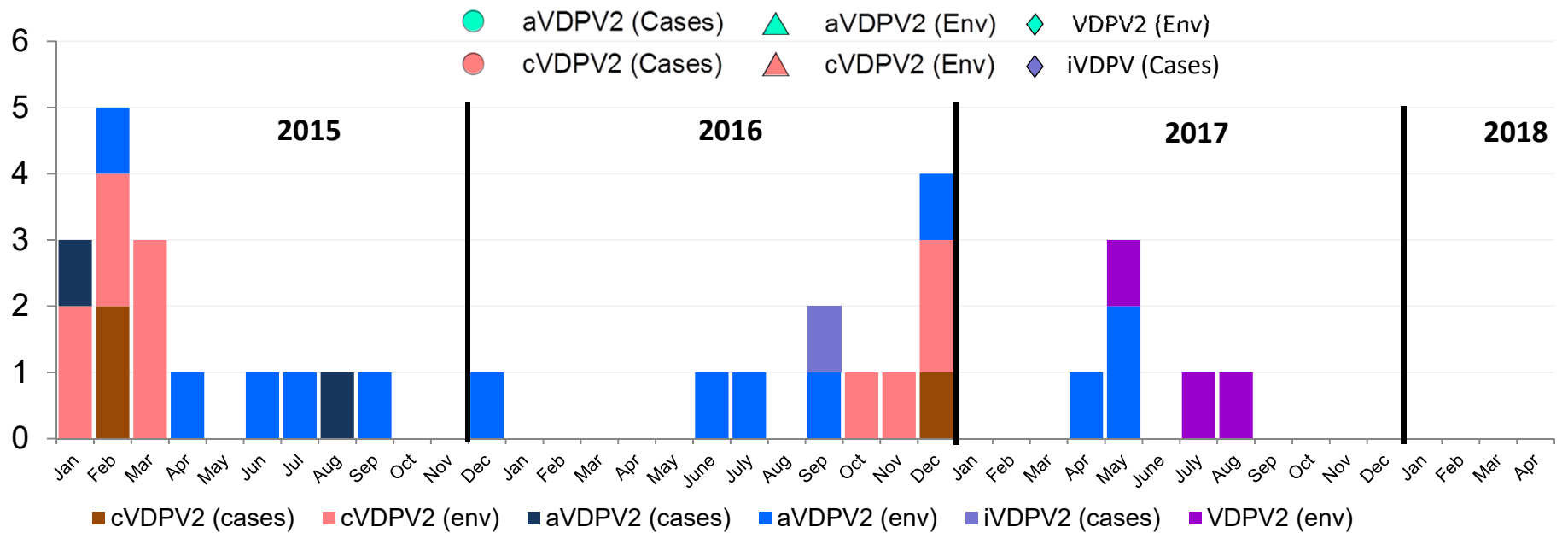
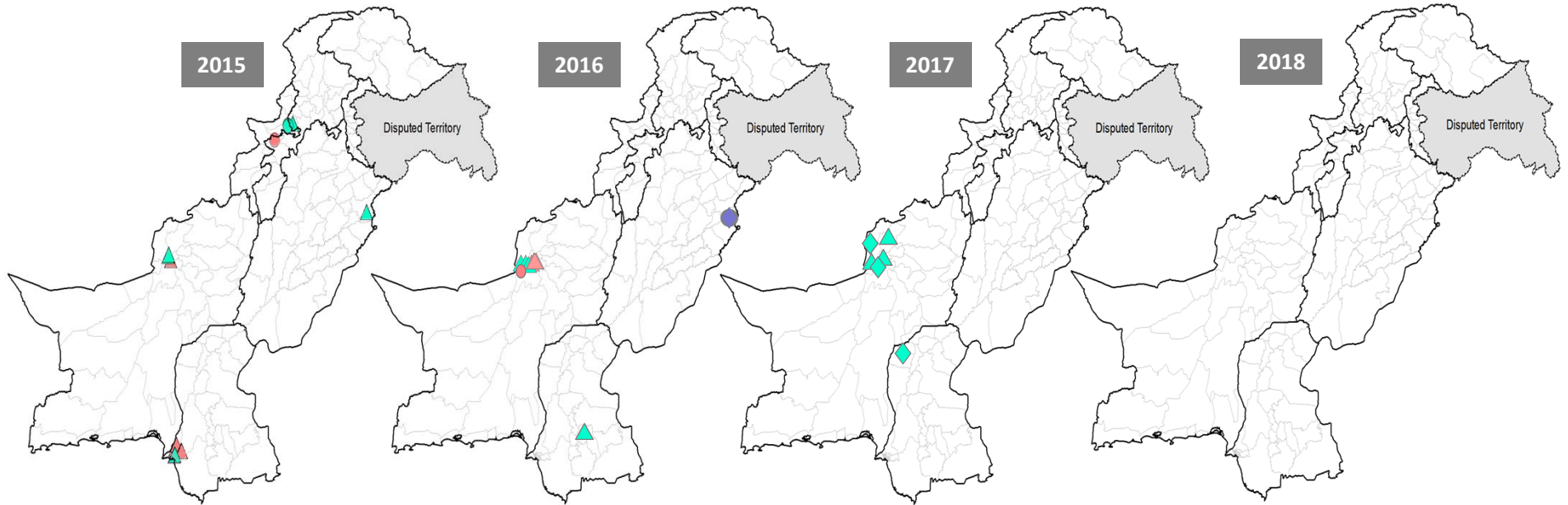
Table 5: Polio Eradication Update, Pakistan 2015-2018*

Province/Region	Polio 1			
	2015	2016	2017	2018
FATA	16	02	-	-
KP	17	08	01	-
SINDH	12	08	02	-
PUNJAB	02	-	01	-
BALUCHISTAN	07	02	03	01
AJK	-	-	-	-
Gilgit-Baltistan	-	-	01	-
ISLAMABAD	-	-	-	-
PAKISTAN	54	20	08	01



* Afp.rec Data as of 23-04-2018

VDPV isolates (Cases + ES), 2015 – 2018*



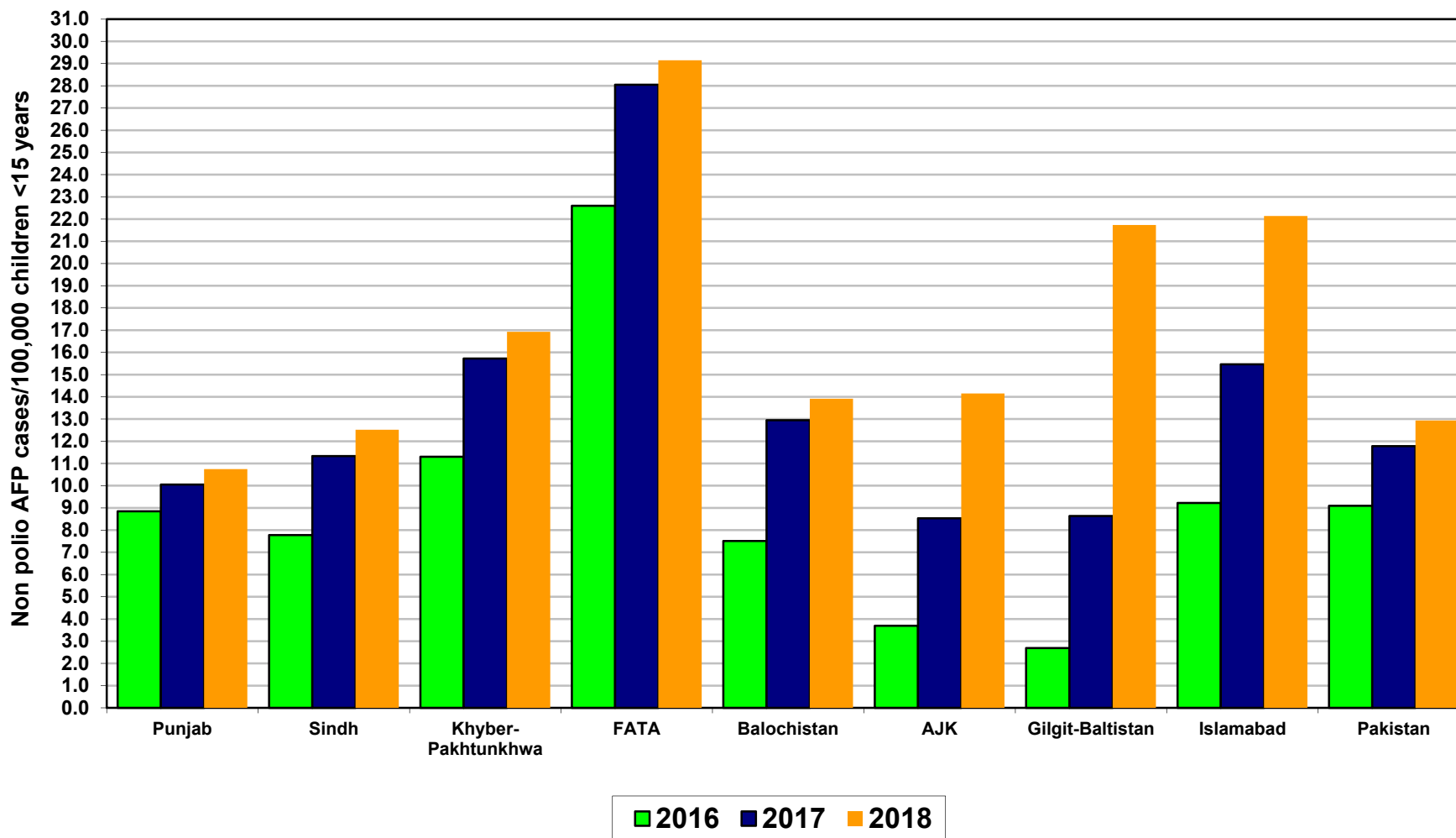
* Afp.rec Data as of 23-04-2018

Table 6: Vaccination status of non polio AFP cases age 6-59 months 2016-2018*

REGION	0 dose			1-2 doses			3 doses			4-6 doses			7+ doses		
	16	17	18	16	17	18	16	17	18	16	17	18	16	17	18
Central Punjab	0%	0%	0%	0%	0%	0%	1%	1%	2%	3%	3%	1%	97%	96%	97%
North Punjab	0%	0%	0%	0%	0%	1%	0%	1%	0%	2%	2%	2%	98%	97%	97%
South Punjab	0%	0%	0%	0%	0%	0%	0%	0%	2%	2%	2%	1%	98%	98%	96%
PUNJAB	0%	0%	0%	0%	0%	1%	0%	1%	2%	2%	2%	1%	97%	97%	97%
Karachi	0%	1%	0%	1%	1%	0%	1%	1%	3%	5%	7%	4%	93%	91%	93%
North Sindh	0%	0%	0%	0%	0%	0%	0%	0%	0%	5%	3%	2%	94%	97%	98%
South Sindh	0%	0%	0%	1%	0%	0%	1%	1%	1%	6%	4%	1%	92%	95%	98%
SINDH	0%	0%	0%	1%	0%	0%	1%	0%	1%	5%	4%	2%	93%	95%	96%
Central Khyber Pakhtunkhwa	0%	0%	0%	0%	1%	0%	0%	0%	0%	1%	1%	2%	99%	98%	98%
North Khyber Pakhtunkhwa	1%	0%	1%	1%	1%	0%	0%	1%	1%	2%	3%	1%	96%	94%	97%
South Khyber Pakhtunkhwa	0%	0%	0%	1%	2%	0%	1%	2%	0%	1%	4%	1%	96%	92%	99%
Khyber Pakhtunkhwa	0%	0%	0%	1%	1%	0%	0%	1%	0%	1%	3%	1%	97%	95%	98%
FATA	0%	0%	0%	2%	0%	1%	1%	1%	0%	10%	8%	6%	88%	91%	93%
Rest of Balochistan	7%	3%	0%	7%	9%	5%	2%	4%	0%	23%	13%	16%	62%	71%	79%
North Balochistan	0%	4%	0%	3%	6%	5%	3%	2%	0%	10%	10%	10%	83%	78%	85%
Quetta Block	1%	0%	3%	1%	1%	0%	4%	0%	0%	10%	7%	0%	83%	92%	97%
BALUCHISTAN	2%	2%	1%	3%	4%	3%	3%	3%	0%	13%	10%	9%	80%	82%	87%
PAKISTAN	0%	0%	0%	1%	1%	0%	1%	1%	2%	4%	4%	2%	95%	95%	96%

* Afp.rec Data as of 23-04-2018

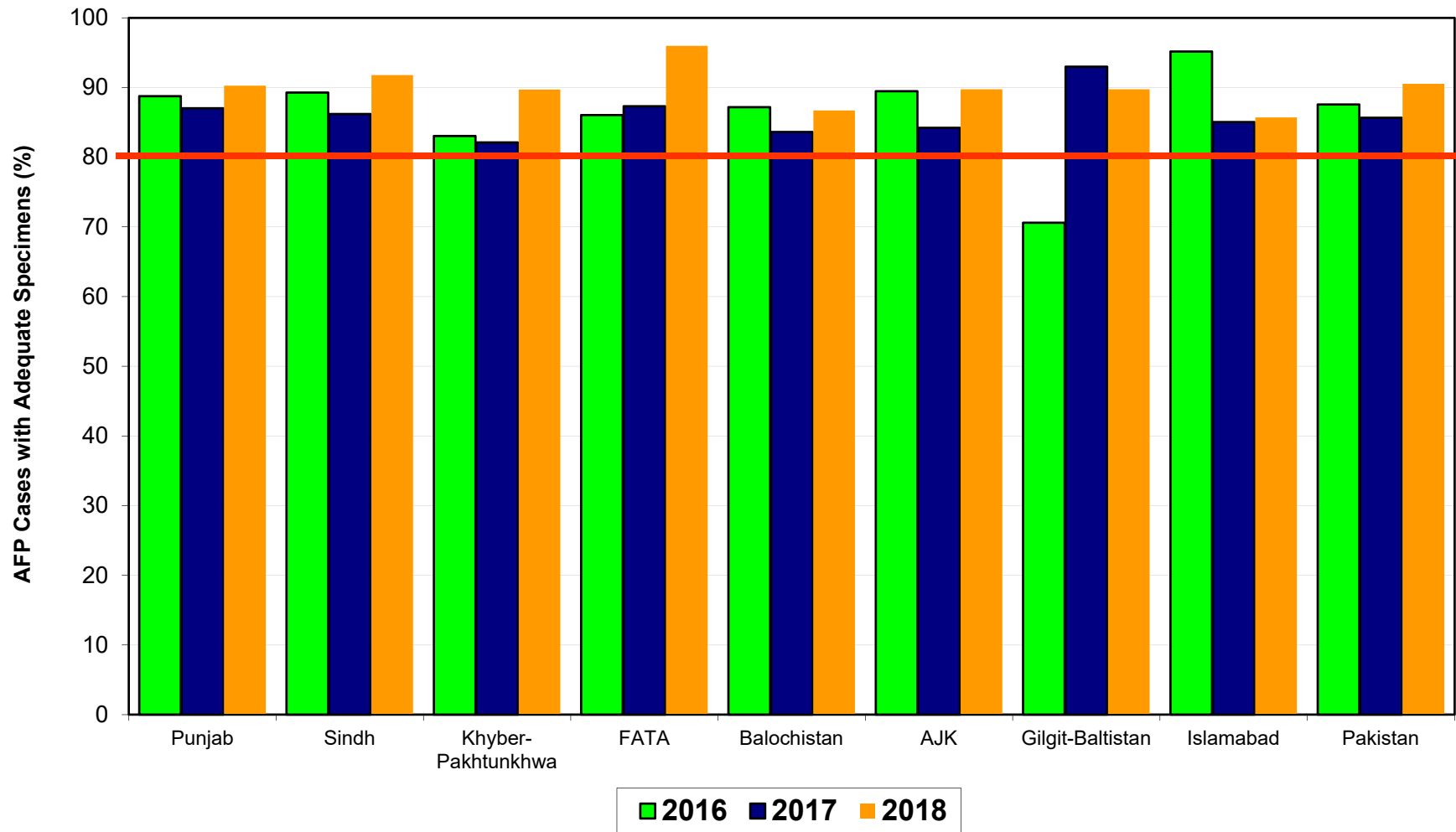
Non Polio AFP Rate By Province/Regions, 2016-2018*



Minimum Target Non-Polio AFP Rate for Tier-1 and Tier-2 districts is 6/100000 < 15 years of the age
 Minimum Target Non-Polio AFP Rate for Tier-3 and Tier-4 districts is 3/100000 < 15 years of the age

* Afp.rec Data as of 23-04-2018

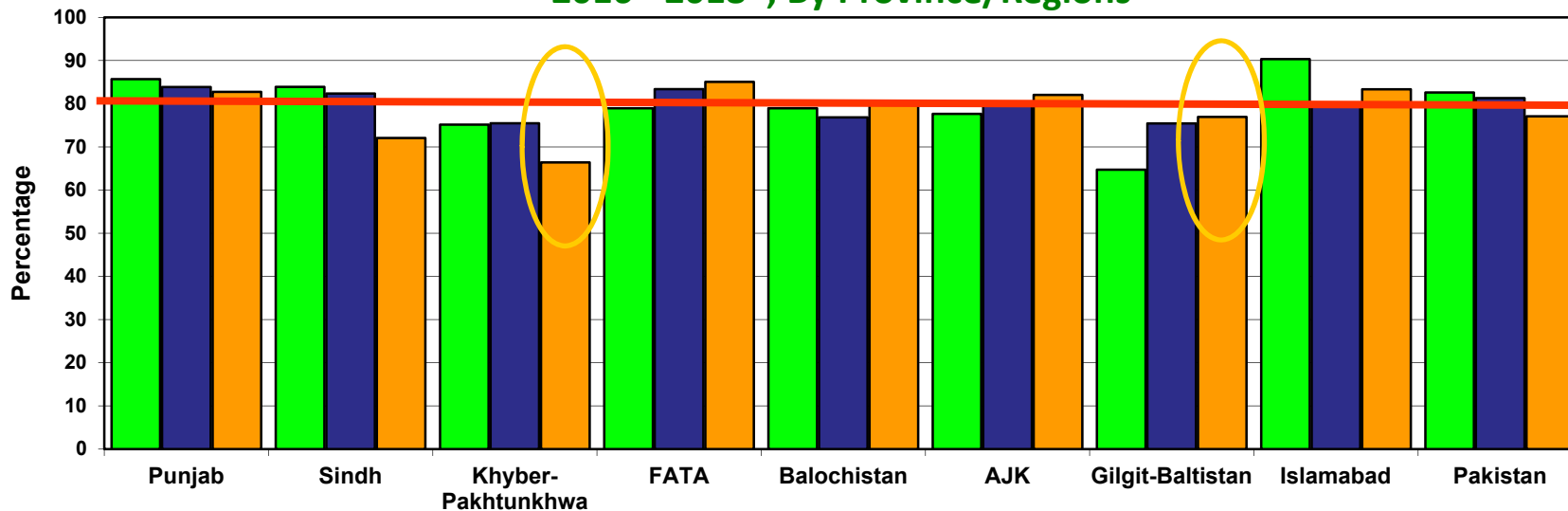
Percent AFP Cases with Adequate Specimens By Province/Regions, 2016-2018*



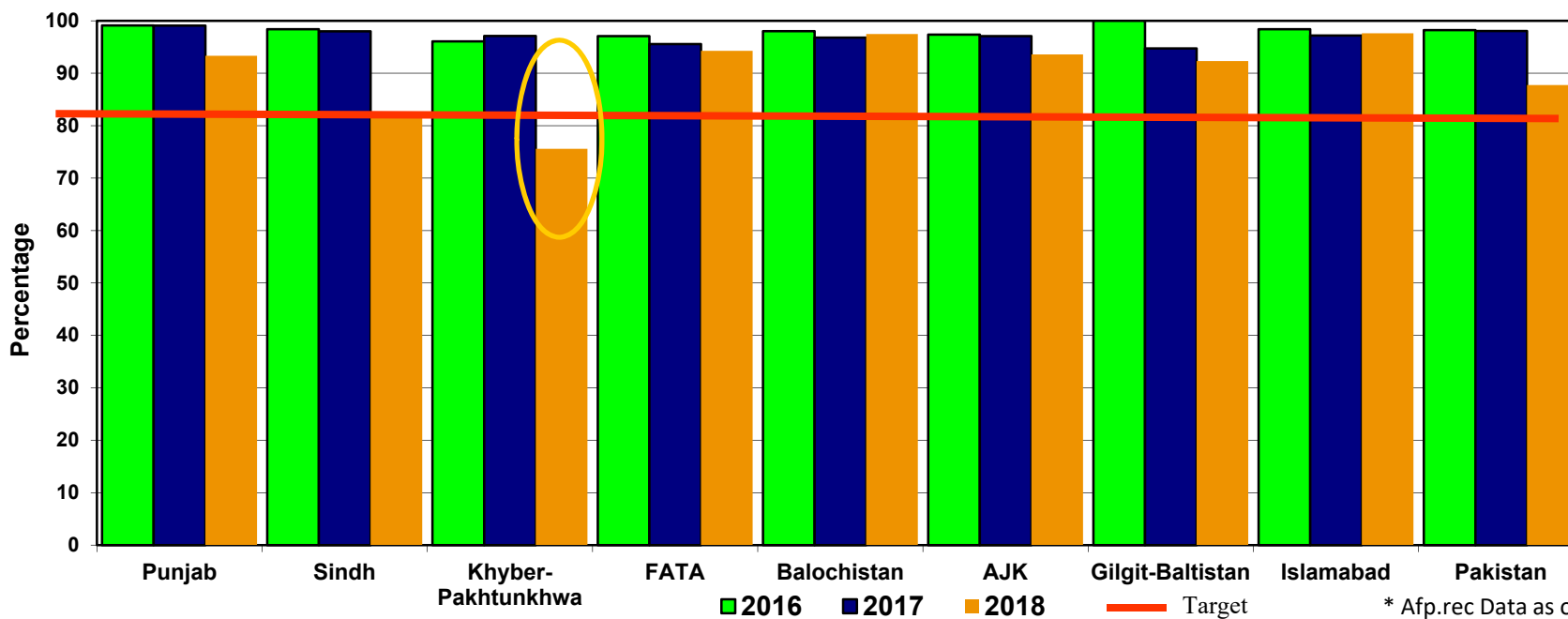
* Afp.rec Data as of 23-04-2018

— Target Adequate Sample cases = 80%

**Graph 5: Percent AFP Cases Notified within 07 days of paralysis onset
2016 - 2018*; By Province/Regions**

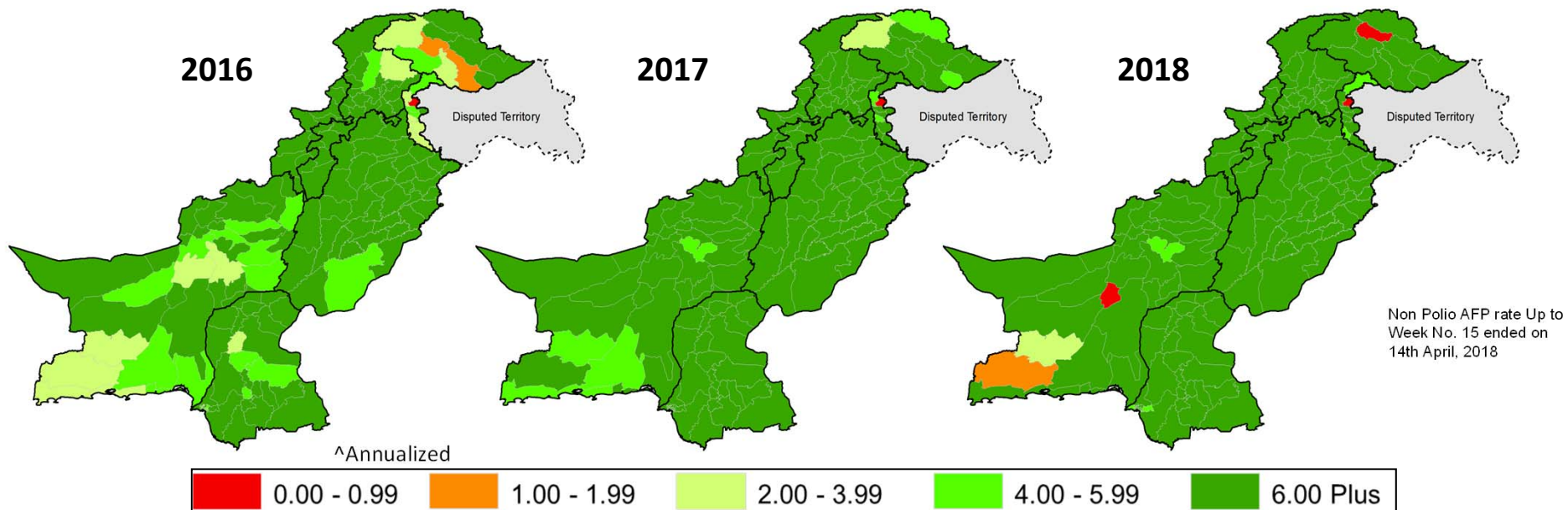


**Graph 6: Percent AFP Cases Investigated within 48 hours of notification
2016 ~ 2018*; By Province/Regions**

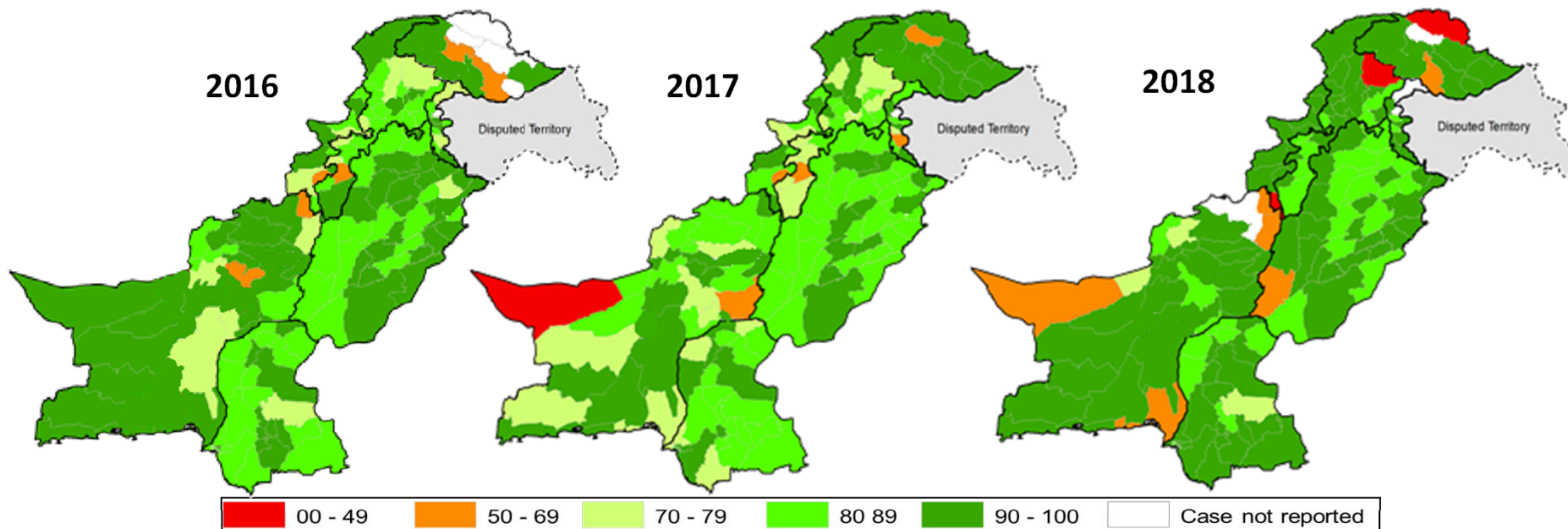


* Afp.rec Data as of 23-04-2018

Non-Polio ^ AFP Rate by District



Percent AFP Cases with Adequate Specimens, by District



**Table 7.3: AFP CASES PENDING FOR CLASSIFICATION
WITH DATE OF ONSET MORE THAN 90 DAYS* 2017 (1/2)**

S. No	DISTRICT	TEHSIL	EPID	SEX	AGE	DONSET	DOSESE	DSTOOL1	DSTOOL2	LAB	FEVER	ASVM	PROG	FUP	PEND (DAYS)
1	DIRUPPER	DIRUPPER	KP/25/17/0800	M	36	12-09-17	7+	08-10-17	09-10-17	EV	UK	UK	UK		223
2	DIRUPPER	DIRUPPER	KP/25/17/801	M	9	13-12-17	7+				UK	UK	UK		131
3	KARAK	KARAK	KP/51/17/800	M	144	20-11-17	7+	LATE NOTIFIED			UK	UK	UK		154
4	SKARDU	SKARDU	GB/21/17/003	M	72	04-01-17	7+	17-05-17		NVI	UK	UK	UK		474
5	KHUSHAB	KHUSHAB	PB/42/17/037	M	30	29-07-17	7+				N	Y	UK	Y	268
6	ABOTABAD	HAWALLIAN	KP/10/17/073	M	108	01-12-17	7+	LATE NOTIFIED			N	N	Y	Y	143
7	BATAGRAM	BATTAGRAM	KP/11/17/043	M	126	26-12-17	7+	20-01-18	21-01-18	NVI	Y	N	Y	Y	118
8	BUNER	DAGGAR	KP/22/17/049	M	28	20-09-17	7+	LATE NOTIFIED			Y	N	Y	Y	215
9	CHARSADA	CHARSADDA	KP/31/17/157	M	124	16-12-17	7+	31-12-17	02-01-18	NVI	Y	N	Y	Y	128
10	CHARSADA	CHARSADDA	KP/31/17/167	M	9	06-12-17	7+	02-02-18	03-02-18	VACC	Y	Y	Y	Y	138
11	CHARSADA	SHABQADAR	KP/31/17/166	M	45	27-12-17	2	19-01-18	20-01-18	NVI	Y	N	Y	DIED	117
12	CHARSADA	CHARSADDA	KP/31/17/169	F	73	07-12-17	7+	LATE NOTIFIED			Y	Y	Y	Y	137
13	DIKHAN	DERA ISMAIL KHAN	KP/60/17/048	M	48	28-11-17	7+	06-12-17		NVI	Y	N	Y	DIED	146
14	DIKHAN	DRABAN	KP/60/17/055	F	24	23-12-17	7+	12-01-18	13-01-18	NVI	Y	N	Y	Y	121
15	DIRLOWER	TIMERGARA	KP/23/17/071	M	40	24-11-17	7+	04-01-18	05-01-18	NVI	Y	Y	Y	Y	150
16	DIRUPPER	DIR	KP/25/17/038	M	7	30-10-17	7+	16-11-17	17-11-17	NVI	Y	Y	Y	Y	175
17	HARIPUR	GHAZI	KP/12/17/049	F	123	09-10-17	7+				Y	Y	N	Y	196
18	KARAK	KARAK	KP/51/17/067	F	72	06-07-17	0	LATE NOTIFIED			N	Y	Y	Y	291
19	KARAK	KARAK	KP/51/17/084	M	51	13-11-17	7+	14-12-17	15-12-17	NVI	N	Y	Y	Y	161
20	KARAK	KARAK	KP/51/17/092	M	26	27-08-17	7+				Y	Y	Y	Y	239
21	KARAK	KARAK	KP/51/17/093	M	26	20-10-17	7+				N	Y	Y	Y	185
22	KOHAT	KOHAT	KP/50/17/039	F	13	25-09-17	7+				N	Y	Y	Y	210
23	KOHAT	KOHAT	KP/50/17/054	M	72	28-10-17	3	LATE NOTIFIED			Y	N	N	Y	177
24	LAKKIMRWT	LAKKI MARWAT	KP/62/17/067	M	66	21-10-17	7+	25-11-17	26-11-17	EV	Y	Y	Y	Y	184
25	LAKKIMRWT	SERAI NAURANG	KP/62/17/052	M	36	18-08-17	1				Y	Y	Y	Y	248
26	LAKKIMRWT	LAKKI MARWAT	KP/62/17/081	M	27	21-12-17	7+	LATE NOTIFIED			Y	Y	N	Y	123
27	MALAKAND	BATKHELA	KP/20/17/056	F	18	05-10-17	7+	01-11-17	03-11-17	NVI	Y	N	Y	Y	200
28	MARDAN	MARDAN	KP/40/17/230	M	15	02-12-17	7+	LATE NOTIFIED			Y	Y	UK	Y	142
29	NOWSHERA	NOWSHERA	KP/32/17/082	F	6	08-12-17	7+	DIED BEFORE STOOL			Y	Y	Y	DIED	136
30	NOWSHERA	CAMPS	KP/32/17/096	M	26	22-12-17	7+	06-01-18	08-01-18	NVI	Y	Y	N	Y	122
31	PESHAWAR	PESHAWAR	KP/30/17/281	M	4	22-12-17	5	08-02-18	13-02-18	NVI	N	Y	N	Y	122
32	PESHAWAR	PESHAWAR	KP/30/17/285	F	55	05-10-17	7+				Y	Y	Y	Y	200
33	SHANGLA	PURAN	KP/26/17/044	M	41	15-09-17	7+	02-10-17	03-10-17	EV	N	Y	Y	Y	220
34	SHANGLA	ALPURI	KP/26/17/039	F	96	03-09-17	0	DIED BEFORE STOOL			N	Y	UK	DIED	232
35	SHANGLA	PURAN	KP/26/17/052	M	144	26-11-17	7+	20-12-17	23-12-17	NVI	N	Y	Y	Y	148
36	SHANGLA	ALPURI	KP/26/17/058	M	36	20-12-17	7+	24-01-18	25-01-18	NVI	Y	Y	Y	Y	124
37	SWABI	RAZAR	KP/41/17/120	M	178	27-10-17	7+	20-11-17	22-11-17	NVI	Y	Y	Y	Y	178
38	SWABI	SWABI	KP/41/17/132	F	25	26-11-17	7+	14-12-17	15-12-17	NVI	UK	UK	UK	DIED	148
39	SWABI	RAZAR	KP/41/17/143	M	60	16-12-17	7+	08-01-18	09-01-18	NVI	Y	N	N	Y	128
40	SWABI	TOPI	KP/41/17/145	M	40	01-08-17	3	LATE NOTIFIED			Y	N	UK	Y	265
41	SWAT	BAHRAIN	KP/24/17/131	M	72	19-11-17	7+	06-12-17	08-12-17	NVI	N	Y	N	Y	155
42	TANK	TANK	KP/63/17/036	M	12	02-12-17	7+	LATE NOTIFIED			UK	Y	Y	Y	142

* Afp.rec Data as of 23-04-2018

€ Based on recall of parents

60 days Follow-up not done

FUP = Residual Weakness at 60 days follow up.

**Table 7.3: AFP CASES PENDING FOR CLASSIFICATION
WITH DATE OF ONSET MORE THAN 90 DAYS* 2017 (2/2)**

S. No	DISTRICT	TEHSIL	EPID	SEX	AGE	DONSET	DOSE€	DSTOOL1	DSTOOL2	LAB	FEVER	ASYM	PROG	FUP	PEND (DAYS)
43	CHAGHAI	CHAGAI	BN/13/17/009	M	96	24-11-17	6	10-12-17	14-12-17	NVI	N	N	Y		146
44	LORALAI	BORI	BN/22/17/014	M	2	24-11-17	3	22-01-18	23-01-18	NVI	Y	Y	N	Y	146
45	JEHLUM VALLEY	HATTIAN BALA	AJ/90/17/001	F	156	05-03-17	3	30-03-17	31-03-17	NVI	Y	N	Y	Y	410
46	NEELUM	SHARDA	AJ/80/17/004	F	18	05-09-17	5	30-10-17	31-10-17	NVI	N	N	Y	Y	226
47	CDA	CDA	IB/01/17/008	F	6	17-03-17	7+	12-04-17	13-04-17	NVI	N	Y	Y		398
48	CDA	CDA	IB/01/17/009	F	22	24-04-17	4	LATE NOTIFIED			Y	N	Y		360
49	CDA	CDA	IB/01/17/045	M	138	20-12-17	7+	17-01-18	18-01-18	NVI	N	N	Y		120
50	CDA	CDA	IB/01/17/044	M	156	25-12-17	7+	09-01-18	10-01-18	NVI	Y	N	Y		115
51	ICT	ICT	IB/02/17/024	M	33	30-04-17	7+	23-05-17	25-05-17	NVI	UK	UK	Y	Y	354
52	ICT	ICT	IB/02/17/032	M	74	29-06-17	7+	23-08-17	25-08-17	NVI	N	N	Y	Y	294
53	ICT	ICT	IB/02/17/052	M	100	02-10-17	7+	07-11-17	09-11-17	EV	Y	Y	Y	Y	199
54	ICT	ICT	IB/02/17/051	F	18	20-10-17	7+	08-11-17	10-11-17	EV	N	Y	Y	Y	181
55	ICT	ICT	IB/02/17/065	M	46	04-11-17	7+	29-12-17	30-12-17	VACC	Y	N	Y	Y	166

* Afp.rec Data as of 23-04-2018

€ Based on recall of parents

60 days Follow-up not done

FUP = Residual Weakness at 60 days follow up.

**Table 7.4: AFP CASES PENDING FOR CLASSIFICATION
WITH DATE OF ONSET MORE THAN 90 DAYS* 2018. Page (1/2)**

S. No	DISTRICT	TEHSIL	EPID	SEX	AGE	DONSET	DOSESE	DSTOOL1	DSTOOL2	LAB	FEVER	ASVM	PROG	FUP	PEND (DAYS)
1	LAKKIMRWT	LAKKIMRWT	KP/62/18/012	M	30	17-01-18	7+	18-02-18	19-02-18	VACC	UK	UK	UK		96
2	BAHWLNAGAR	MINCHANABA	PB/73/18/001	M	36	05-01-18	7+				N	N	Y		108
3	CHAKWAL	TALAGANG	PB/13/18/009	F	48	19-01-18	7+	09-02-18	10-02-18	NVI	Y	N	Y	Y	94
4	DGKHAN	DG KHAN	PB/81/18/022	M	96	22-01-18	7+	18-02-18	20-02-18	NVI	Y	Y	Y		91
5	DGKHAN	DG KHAN	PB/81/18/029	M	13	22-01-18	7+	24-02-18	25-02-18	NVI	N	Y	Y	Y	91
6	DGKHAN	DG KHAN	PB/81/18/040	F	7	02-01-18	7+	02-03-18	04-03-18	NVI	N	N	Y		111
7	FAISALABAD	FSD SADAR	PB/51/18/057	M	86	15-01-18	7+				N	Y	Y		98
8	GUJRANWALA	K.S PUR TOWN	PB/21/18/010	M	82	05-01-18	7+	25-01-18	26-01-18	NVI	Y	Y	Y		108
9	GUJRANWALA	WAZIRABAD TOWN	PB/21/18/025	F	17	17-01-18	7+	17-02-18	18-02-18	NVI	Y	N	Y		96
10	GUJRANWALA	K.S PUR TOWN	PB/21/18/029	M	118	19-01-18	7+	04-03-18	13-03-18	NVI	Y	N	Y		94
11	GUJRANWALA	N.VIRKAN TOWN	PB/21/18/044	F	3	09-01-18	3				N	N	Y		104
12	HAFIZABAD	HAFIZABAD	PB/22/18/006	M	62	03-01-18	7+	31-01-18	01-02-18	VACC	N	N	Y		110
13	HAFIZABAD	PINDI BHATTIAN	PB/22/18/002	F	83	01-01-18	3				Y	Y	Y		112
14	KASUR	PATTOKI	PB/32/18/003	M	48	05-01-18	7+	30-01-18	31-01-18	NVI	N	N	Y		108
15	KHUSHAB	KHUSHAB	PB/42/18/002	M	78	07-01-18	7+	26-01-18	28-01-18	NVI	N	N	Y		106
16	LODHRAN	LODHRAN	PB/64/18/009	F	35	07-01-18	7+	03-02-18	04-02-18	NVI	Y	Y	Y	Y	106
17	OKARA	DEPALPUR	PB/34/18/028	M	156	13-01-18	7+				N	N	Y	Y	100
18	OKARA	DEPALPUR	PB/34/18/029	M	18	12-01-18	7+				N	Y	Y	Y	101
19	RAWALPINDI	RWP CITY	PB/11/18/014	F	11	19-01-18	7+	22-01-18	22-01-18	EV	Y	N	Y		94
20	RYKHAN	KHANPUR	PB/72/18/060	M	72	07-01-18	7+	10-03-18	11-03-18	NVI	N	Y	Y	Y	106
21	SARGODHA	SAHIWAL	PB/41/18/006	M	144	05-01-18	7+	10-02-18	11-02-18	NVI	N	Y	Y	Y	108
22	SARGODHA	SHAHPUR	PB/41/18/008	M	22	12-01-18	7+	13-02-18	14-02-18	NVI	Y	Y	Y	Y	101
23	SHEIKHUPURA	FEROZEWALA	PB/33/18/006	F	11	13-01-18	7+	17-01-18	04-03-18	NVI	Y	N	Y		100
24	SHEIKHUPURA	FEROZEWALA	PB/33/18/028	F	34	16-01-18	7+	24-02-18	25-02-18	NVI	N	N	Y		97
25	SIALKOT	SAMBRIAL	PB/25/18/019	M	22	05-01-18	7+	09-02-18	11-02-18	NVI	Y	Y	Y		108
26	SIALKOT	SIALKOT	PB/25/18/028	M	2	07-01-18	4	28-02-18	02-03-18	VACC	N	Y	Y		106
27	BADIN	GOLARCHI	SD/23/18/015	F	48	03-01-18	7+				Y	Y	Y	Y	110
28	DADU	DADU	SD/24/18/010	F	48	08-01-18	7+	06-02-18	07-02-18	EV	Y	Y	Y		105
29	KAMBAR	SIJAWAL	SD/55/18/002	F	54	07-01-18	7+	23-01-18	24-01-18	NVI	Y	Y	Y	Y	106
30	KHAIRPUR	THARI MIR WAH	SD/43/18/024	M	30	20-01-18	7+	16-02-18	17-02-18	EV	N	Y	Y	Y	93
31	LARKANA	RATO DERO	SD/51/18/016	F	36	22-01-18	7+	19-02-18	20-02-18	EV	Y	N	Y		91
32	NFEROZ	MORO	SD/45/18/005	M	84	02-01-18	7+	17-01-18	18-01-18	EV	Y	N	Y		111
33	SUJAWAL	SUJAWAL	SD/79/18/003	M	36	06-01-18	7+	11-01-18		NVI	Y	N	Y	DIED	107
34	DIRUPPER	WARI	KP/25/18/003	F	132	15-01-18	7+	11-02-18	13-02-18	NVI	N	N	Y		98
35	HARIPUR	HARIPUR	KP/12/18/004	F	89	20-01-18	7+	31-01-18	06-02-18	NVI	Y	N	Y		93
36	LAKKIMRWT	SERAI NAURANG	KP/62/18/017	F	84	01-01-18	7+				N	Y	N	Y	112
37	PESHAWAR	PESHAWAR	KP/30/18/011	M	29	15-01-18	7+				Y	N	Y	DIED	98
38	PESHAWAR	PESHAWAR	KP/30/18/017	F	96	22-01-18	7+	06-02-18	06-02-18	NVI	Y	N	N	Y	91
39	PESHAWAR	PESHAWAR	KP/30/18/029	M	36	21-01-18	7+	11-02-18	12-02-18	VACC	Y	Y	Y		92
40	PESHAWAR	PESHAWAR	KP/30/18/046	F	24	21-01-18	7+	20-02-18	21-02-18	NVI	Y	Y	Y	Y	92
41	PESHAWAR	PESHAWAR	KP/30/18/047	M	144	12-01-18	7+	23-02-18	24-02-18	NVI	N	Y	Y	Y	101
42	LASBELA	SONMIANI	BN/55/18/002	F	45	05-01-18	7+	04-02-18	05-02-18	NVI	Y	N	Y	Y	108

* Afp.rec Data as of 23-04-2018

€ Based on recall of parents

60 days Follow-up not done

FUP = Residual Weakness at 60 days follow up.

**Table 7.4: AFP CASES PENDING FOR CLASSIFICATION
WITH DATE OF ONSET MORE THAN 90 DAYS* 2018. Page (2/2)**

S. No	DISTRICT	TEHSIL	EPID	SEX	AGE	DONSET	DOSE€	DSTOOL1	DSTOOL2	LAB	FEVER	ASYM	PROG	FUP	PEND (DAYS)
43	MUSAKHEL	SADDAR	BN/24/18/002	F	48	05-01-18	7+	21-02-18	22-02-18	VACC	N	Y	N	Y	108
44	PISHIN	PISHIN	BN/12/18/006	F	42	11-01-18	7+	01-02-18	04-02-18	NVI	Y	N	Y	Y	102
45	PISHIN	PISHIN	BN/12/18/013	F	84	05-01-18	7+				Y	N	Y		108
46	POONCH	ABBASPUR	AJ/40/18/007	M	24	20-01-18	7+	07-02-18	08-02-18	NVI	Y	Y	Y	Y	93
47	HUNZA	ALIABAD	GB/72/18/001	F	12	15-01-18	7+	04-03-18	05-03-18	NVI	UK	Y	UK		98

* Afp.rec Data as of 23-04-2018

€ Based on recall of parents

60 days Follow-up not done

FUP = Residual Weakness at 60 days follow up.