



**World Health  
Organization**

# **Weekly AFP Surveillance Update Pakistan**

**Week 14** (*Ended on 8<sup>th</sup> April, 2018*)

***National Surveillance Cell***

World Health Organization Country Office,  
Chak Shahzad, Park Road,  
Islamabad, Pakistan

Tel: +92-51 9255123 / 9255282 /9255184


AFP Surveillance




<http://www.emro.who.int/pak/information-resources>

# AFP Case Profile, 2017-2018\*

2017



2018



Total AFP Cases Reported = 10264

^ 129 Inadequate cases not due for FUP

^ 119 AFP Cases pending for classification by ERC

Total AFP Cases Reported = 2680

^ 209 Inadequate cases not due for FUP

^ 290 AFP Cases pending in Lab

\* Afp.rec Data as of 09-04-2018

## Table 1.1: List of Confirmed Polio Cases, Pakistan 2017-2018\* (1/1)

S.NO.	PROVINCE/ REGION	DISTRICT	TEHSIL	EPID NO.	SEX	AGE (m)	DATE ONSET OF PARALYSIS	NO. OPV DOSES (based on parents recall)		FEVER	Asymmetric Paralysis	Rapid Progression	REFUSAL	WPV TYPE	GENETICS
								Routine	SIA's						Cluster
01	PUNJAB	LODHRAN	DUNYAPUR	PB/64/17/008	M	4	28-Jan-17	2	5	Y	Y	Y	N	NSL1	R4B1C2
02	GBALTISTAN	DIAMIR	THORE HUDUR	GB/31/17/002	M	12	13-Feb-17	0	0	Y	Y	Y	N	NSL1	R4B5C4
03	BALUCHISTAN	KABDULAH	CHAMAN	BN/14/17/024	M	18	11-June-17	0	3	Y	Y	Y	N	NSL1	R4B5C3
04	SINDH	KHGIQBAL	G-IQBAL	SD/65/17/018	M	7	11-Aug-17	3	1	Y	N	Y	N	NSL1	R4B5C4
05	KPAKHTUNKHWA	LAKKIMRWT	LAKKIMRWT	KP/62/17/025	F	24	21-Aug-17	3	7+	Y	Y	Y	N	NSL1	R4B1C1
06	SINDH	KHIGADAP	GADAP	SD/63/17/051	M	5	09-Nov-17	0	3	Y	Y	Y	Y	NSL1	R4B5C4
07	BALUCHISTAN	ZHOB	ZHOB	BN/21/17/019	M	24	15-Nov-17	0	0	N	Y	N	Y	NSL1	R4B5C4
08	BALUCHISTAN	KABDULAH	GULISTAN	BN/14/17/045	M	12	13-Nov-17	0	0	Y	Y	Y	Y	NSL1	R4B5C4
<b>2018</b>															
08	BALUCHISTAN	DUKI	DUKI	BN/65/18/003	M	38	08-Mar-18	0	7+	Y	Y	Y	N	NSL1	R4B5C4

# Table 3: Urgent/ITD Pending Cases (1/1)

Basic information										OPV doses				Urgent		Prov Diagnosis	Lab update			Remarks
S.#	District	Tier	Tehsil	Union council	Epid number	Date of Onset	Age (M)	Sex	Date of 1st stool	Stool Adeq	RI	S/As	Last 6 S/As	Last dose	Field		NSC	Lab No.	Days Inoc	
<b>Isolates pending for ITSD</b>																				
1	RYKHAN	4	KHANPUR	MUDPHURA	PB/72/18/076	19-Mar-18	11	M	25-Mar-18	Y	3	7+	6	12-Mar-18	N	N	TRAUMATIC NEURIMS	3293	8	L20B+
2	KHILIAQAT *	4	LIAQAT TOWN	UC-5	SD/70/18/007	21-Mar-18	27	M	27-Mar-18	Y	3	7+	6		N	N	A-G-E	3413	9	L20B+

\* New addition    § New results    #Data not available    † NSC Criteria = Fever, Rapid Progress, Age < 48 months and OPV Doses <7    UP = Under process  
 Urgent (Field/NSC) / Inadequate specimens / Age 12-35 months / Zero OPV dose    ‡ Pending for genomic sequencing

# Polio Cases by Province/Region 2016 - 2018\*

Region/ Province	No. of polio cases			No. of infected districts/towns			Most recent polio case
	2016	2017	2018	2016	2017	2018	
Khyber Pakhtunkhwa	8	1	0	6	1	0	21-Aug-17
Sindh	8	2	0	5	2	0	09-Nov-17
Balochistan	2	3	1	2	2	1	08-Mar-18
G-Baltistan	0	1	0	0	1	0	13-Feb-17
Punjab	0	1	0	0	1	0	28-Jan-17
FATA / FR Areas	2	0	0	1	0	0	27-Jul -16
<b>Pakistan</b>	<b>20</b>	<b>8</b>	<b>1</b>	<b>14</b>	<b>7</b>	<b>1</b>	<b>08-Mar-18</b>

Fourteen additional district / town declared infected based on environmental samples in 2018

\* Afp.rec Data as of 09-04-2018





## Table 2: LAB Update 2017-2018\*

Month of Onset	AFP Cases	No virus isolated	Cases Under Process		Isolated Viruses from stools						
			Culture	ITD	Vaccine viruses		NPEV		Wild	Results within 14 days	
			n	n	n	n	n	%	n	%	n
January-17	754	597	0	0	56	7	100	13%	1	753	100%
February-17	772	621	0	0	43	6	107	14%	1	771	100%
March-17	825	634	0	0	55	7	136	16%	0	825	100%
April-17	822	589	0	0	45	5	188	23%	0	815	99%
May-17	906	681	0	0	51	6	174	19%	0	900	99%
June-17	669	460	0	0	17	3	191	29%	1	610	91%
July-17	892	572	0	0	23	3	297	33%	0	892	100%
August-17	853	542	0	0	20	2	289	34%	2	851	100%
September-17	854	501	0	0	68	8	285	33%	0	854	100%
October-17	885	604	0	0	56	6	225	25%	0	885	100%
November-17	819	516	0	0	62	8	238	29%	3	816	100%
December-17	913	712	0	0	57	6	139	15%	0	908	99%
<b>Total-2017</b>	<b>9964</b>	<b>7029</b>	<b>0</b>	<b>0</b>	<b>553</b>	<b>6</b>	<b>2369</b>	<b>24%</b>	<b>8</b>	<b>9880</b>	<b>99%</b>
January -18	1011	837	0	0	76	8	98	10%	0	1011	100%
February -18	897	719	5	0	72	8	101	11%	0	892	99%
March-2018	766	361	314	2	20	3	70	9%	1	451	59%
April-2018	11	0	11	0	0	0	0	0%	0	0	0%
<b>Total-2018</b>	<b>2685</b>	<b>1917</b>	<b>330</b>	<b>2</b>	<b>168</b>	<b>6</b>	<b>269</b>	<b>10%</b>	<b>01</b>	<b>1039</b>	<b>39%</b>

\*Data as of 09-04-2018

## Comparison of Environmental Sampling Results, 2016-17\*

DISTRICT	2017					2018					Last
	TOTAL	WILD			TOTAL	WILD					
	n	GRAB	BMFS	TOTAL		n	GRAB	BMFS	TOTAL		
		n	n	n	%		n	n	n	%	
LAHORE	16			0	0%	15			0	0%	18-Dec-17
MULTAN	10	1		1	10%	8			0	0%	9-Jan-17
DGKHAN	10			0	0%	7		1	1	14%	12-Feb-18
RAWALPINDI	6	2		2	33%	6	1		1	17%	10-Jan-18
FAISALABAD	7			0	0%	6			0	0%	2-Jul-16
SARGODHA	3			0	0%	2			0	0%	
BAHAWALPUR	3			0	0%	2			0	0%	
RAJANPUR						3			0	0%	
CDA	3	2		2	67%	3	1		1	33%	10-Jan-18
KHIGIQBAL	8	2	1	3	38%	6			0	0%	10-Oct-17
KHIGADAP	11	4		4	36%	7	1		1	14%	15-Feb-18
KHIBALDIA	3			0	0%	3			0	0%	3-Nov-17
KHILANDHI	3	1		1	33%	3	1		1	33%	10-Jan-18
KHIKORANGI	3			0	0%	3			0	0%	16-Oct-17
KHISITE	3			0	0%	3	1		1	33%	1-Jan-18
KHISADDAR						2			0	0%	
KHILIAQAT						2	1		1	50%	7-Mar-18
SUKKUR	6			0	0%	7		1	1	14%	8-Feb-18
HYDERABAD	4			0	0%	3	1		1	33%	9-Feb-18
JACOBABAD	3			0	0%	5	1	1	2	40%	7-Mar-18
SANGHAR	3			0	0%	1			0	0%	
DADU	4			0	0%	3			0	0%	
KAMBAR	4			0	0%	3			0	0%	15-Aug-17
PESHAWAR	6	2		2	33%	6	2	1	3	50%	10-Mar-18
DIKHAN	8			0	0%	6			0	0%	16-Jul-16
BANNU	2			0	0%	2			0	0%	
KOHAT	3			0	0%	3	1		1	33%	5-Jan-18
CHARSADA	3			0	0%	2			0	0%	
MARDAN	3			0	0%	3			0	0%	
NOWSHERA	3			0	0%	3			0	0%	
KABDULAH	7	7		7	100%	6	1		1	17%	1-Jan-18
QUETTA	13	4	1	5	38%	10	1		1	10%	13-Feb-18
PISHIN	4	4		4	100%	3			0	0%	2-Oct-17
KHUZDAR	3			0	0%	3			0	0%	
LORALAI	3			0	0%	1			0	0%	17-Nov-17
ZHOB	3			0	0%	3			0	0%	18-Dec-17
<b>PAKISTAN</b>	<b>174</b>	<b>29</b>	<b>2</b>	<b>31</b>	<b>18%</b>	<b>154</b>	<b>13</b>	<b>4</b>	<b>17</b>	<b>11%</b>	<b>10-Mar-18</b>

New Positive Sample

\* Data as of April 09, 2018



## WPV and cVDPV Cases by District in 2017

PROVINCE	DISTRICT	WPV Cases		cVDPV Cases	
		Onset of Last Case	Cases	Onset of Last Case	Cases
KPAKHTUNKHWA	LAKKIMRWT	21-Aug	1		
<b>Total</b>		<b>21-Aug</b>	<b>01</b>		
SINDH	KHIGADAP	09-Nov	1		
	KHIGIQBAL	11-Aug	1		
<b>Total</b>		<b>09-Nov</b>	<b>02</b>		
BALOCHISTAN	ZHOB	15-Nov	1		
	KABDULAH	13-Nov	2		
<b>Total</b>		<b>15-Nov</b>	<b>03</b>		
G-Baltistan	DIAMIR	13-Feb	1		
<b>Total</b>		<b>13-Feb</b>	<b>01</b>		
PUNJAB	LODHRAN	28-Jan	1		
<b>Total</b>		<b>28-Jan</b>	<b>01</b>		
<b>PAKISTAN</b>		<b>15-Nov</b>	<b>08</b>		

## 2018

One new Polio cases was reported from District Duki with following characteristics:

Age: 38 months

Onset: 8<sup>th</sup> March, 2018

OPV doses: Routine=0 and SIAs=7+

# Map 2.1: Point in Time Comparison of Wild Polio virus Compatible and cVDPV2 isolates

## Infected districts/Towns/Agencies/Areas

### On the basis of WPV isolation

- WPV cases = 02
- Sewage water = 10 (no WPV case)
- Total = 12

2017

#### Source

#### AFP Surveillance

- P1 = 02
- Compatible = 0
- cVDPV Cases = -
- cVDPV Env = -

#### Sewage water

- Grab = 29
- BMFS = 02

## Infected districts/Towns/Agencies/Areas

### On the basis of WPV isolation

- WPV cases = 01
- Sewage water = 14 (no WPV case)
- Total = 15

2018

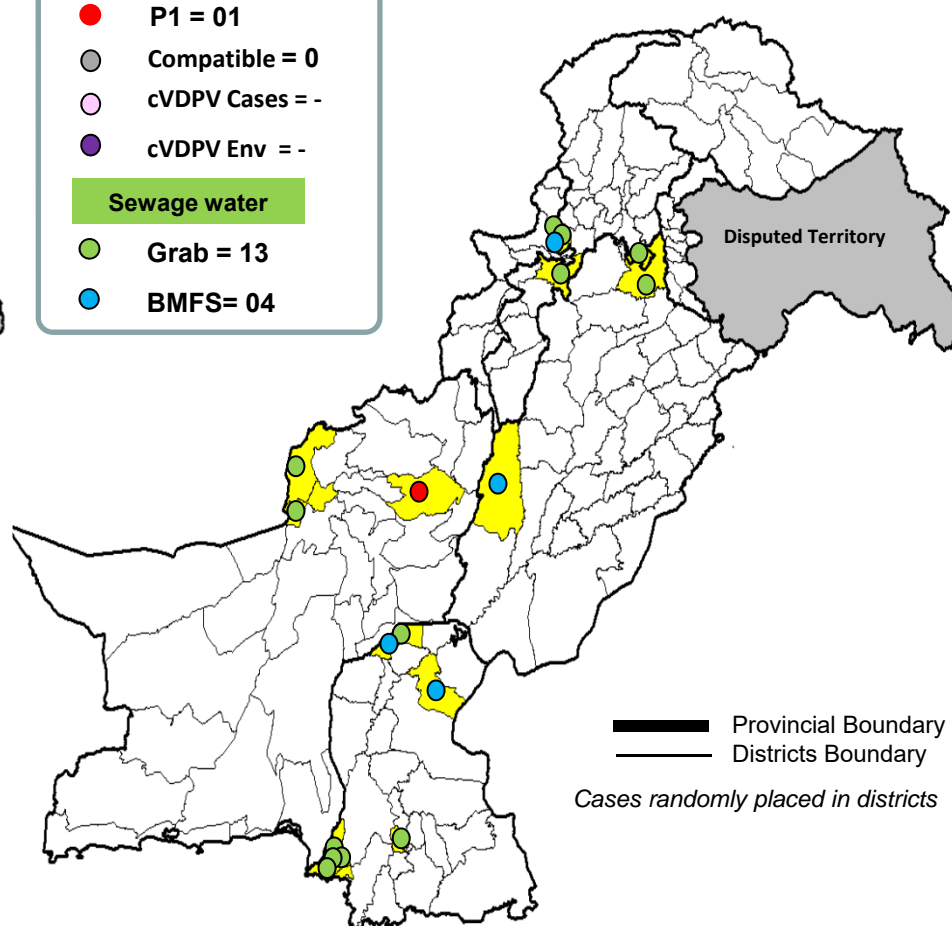
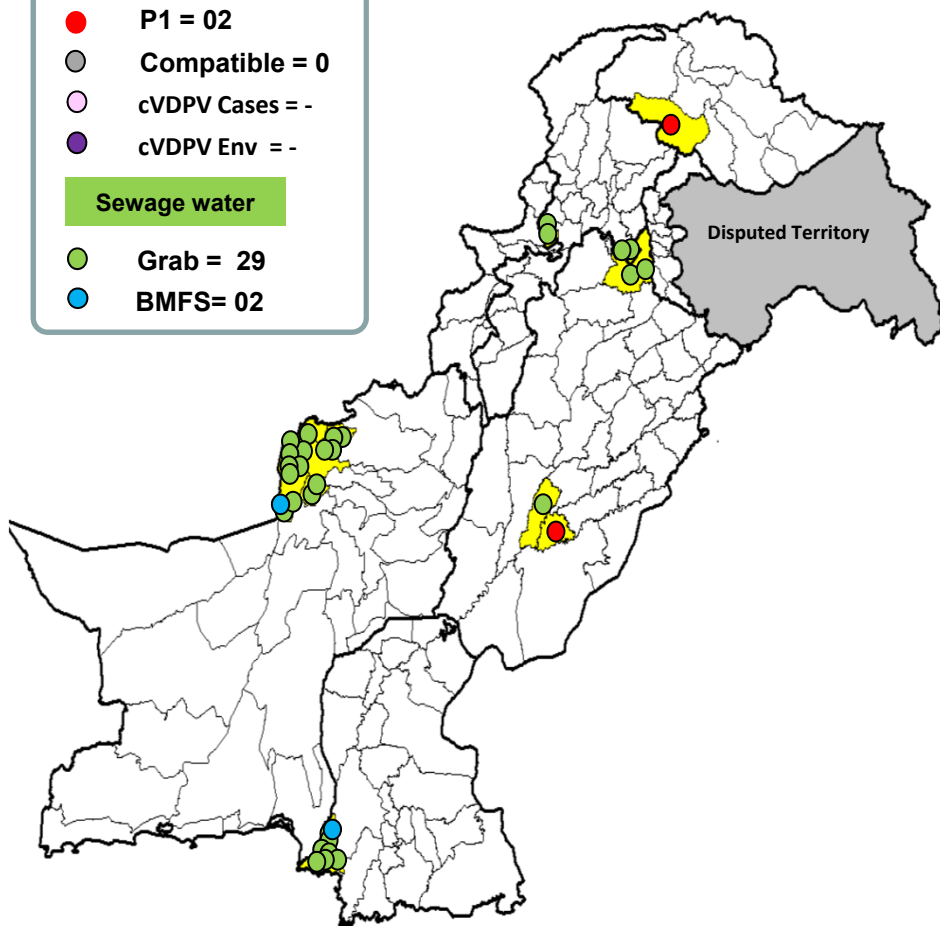
#### Source

#### AFP Surveillance

- P1 = 01
- Compatible = 0
- cVDPV Cases = -
- cVDPV Env = -

#### Sewage water

- Grab = 13
- BMFS = 04



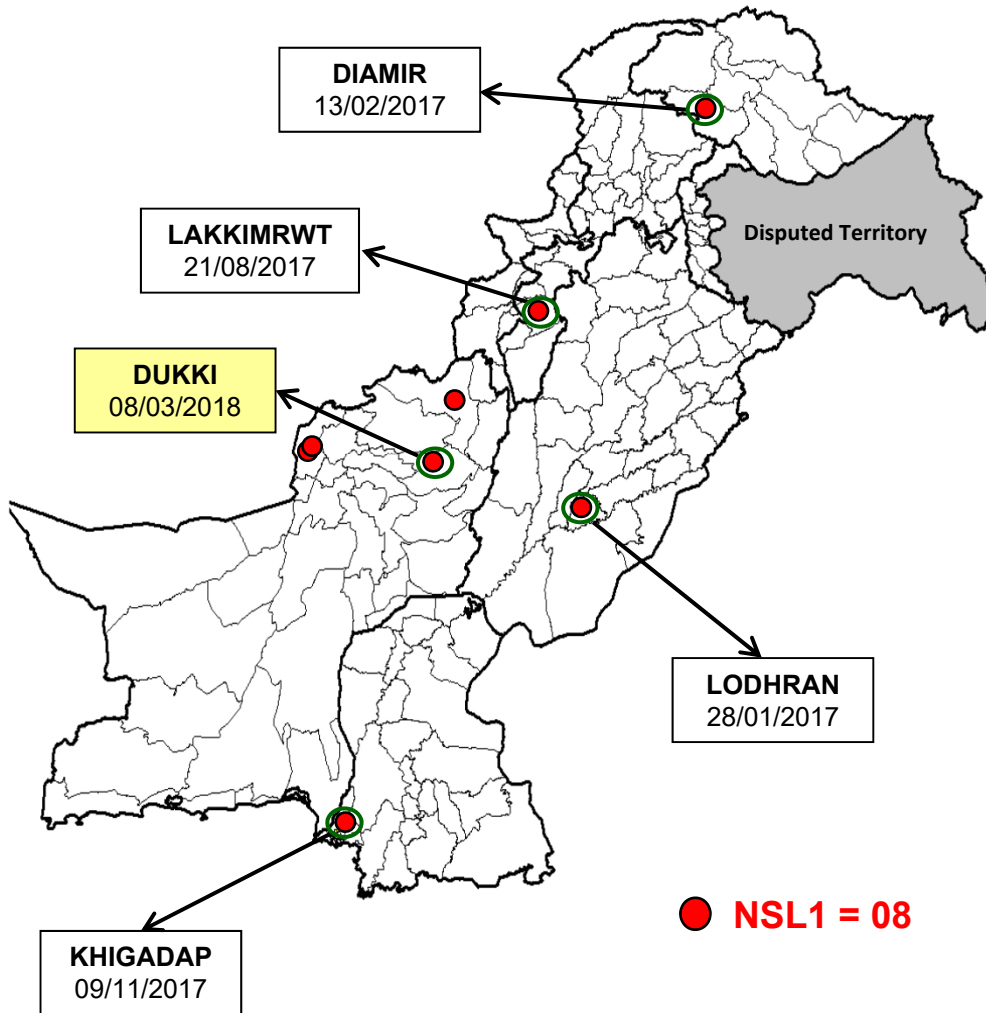
— Provincial Boundary  
 — Districts Boundary

Cases randomly placed in districts

\* Afp.rec Data as of 09-04-2018

# Map1: Distribution of Wild Polio Cases Pakistan 2017-2018\*

**2017:** Districts/Towns with Wild Polio Cases = 08



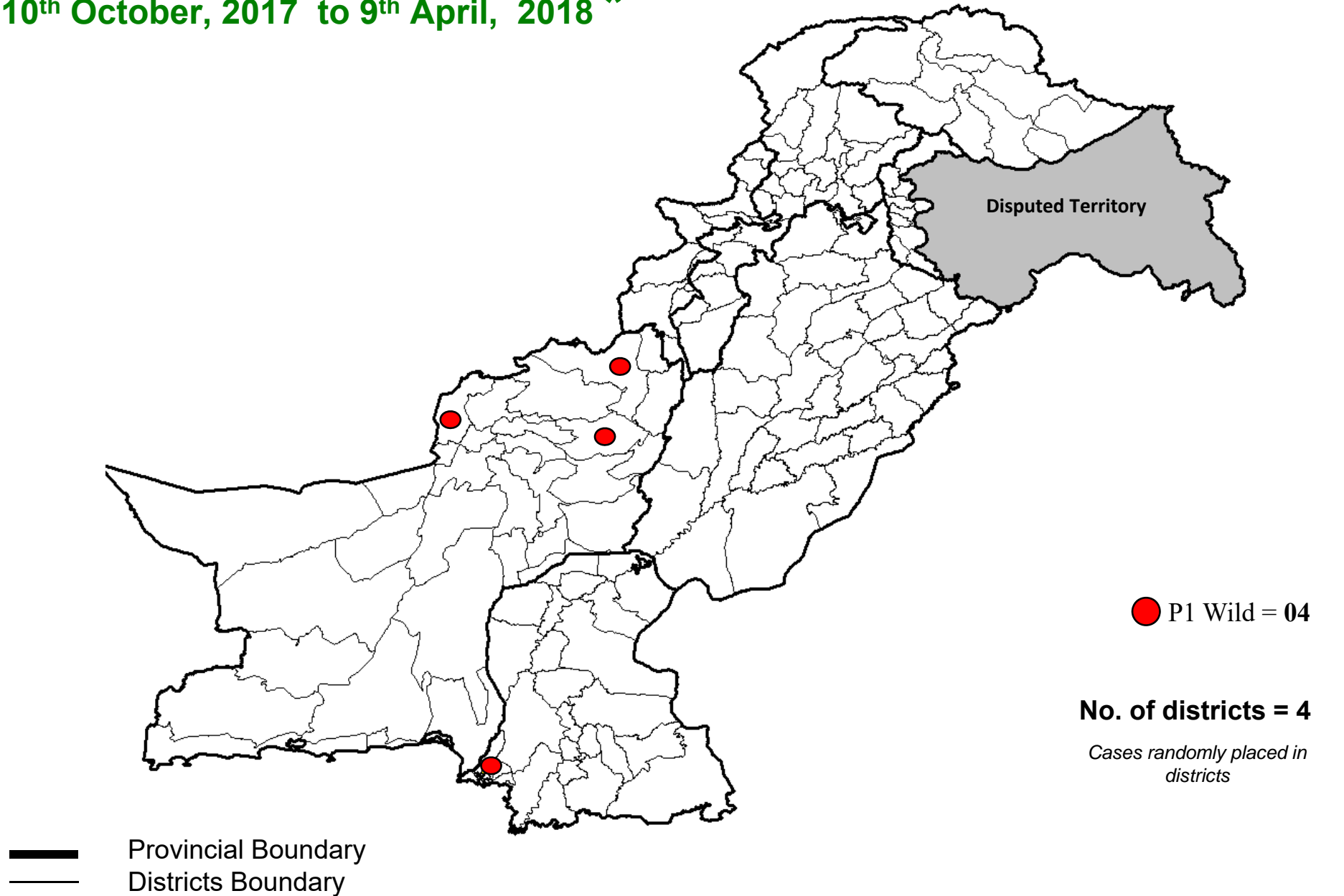
Province/ Country	Date of Last Case		Number of cases 2017		Number of cases 2018	
	P1	P3	P1	P3	P1	P3
FATA	Jul, 2016	Apr, 2012	-	-	-	-
KHYBER-PAKHTUNKHWA	Aug, 2017	Oct, 2010	01	-	-	-
SINDH	Nov, 2017	Jan, 2010	02	-	-	-
BALUCHISTAN	Mar, 2018	Apr, 2010	03	-	01	-
PUNJAB	Jan, 2017	Jun, 2010	01	-	-	-
AJK	Jun, 2000	Jun, 2000	-	-	-	-
GILGIT-BALTISTAN	Feb, 2017	-	01	-	-	-
ISLAMABAD	Sep, 2008	Sep, 2008	-	-	-	-
<b>PAKISTAN</b>	<b>Mar, 2018</b>	<b>Apr, 2012</b>	<b>08</b>	<b>-</b>	<b>01</b>	<b>-</b>

Cases randomly placed in districts

\* Afp.rec Data as of 09-04-2018

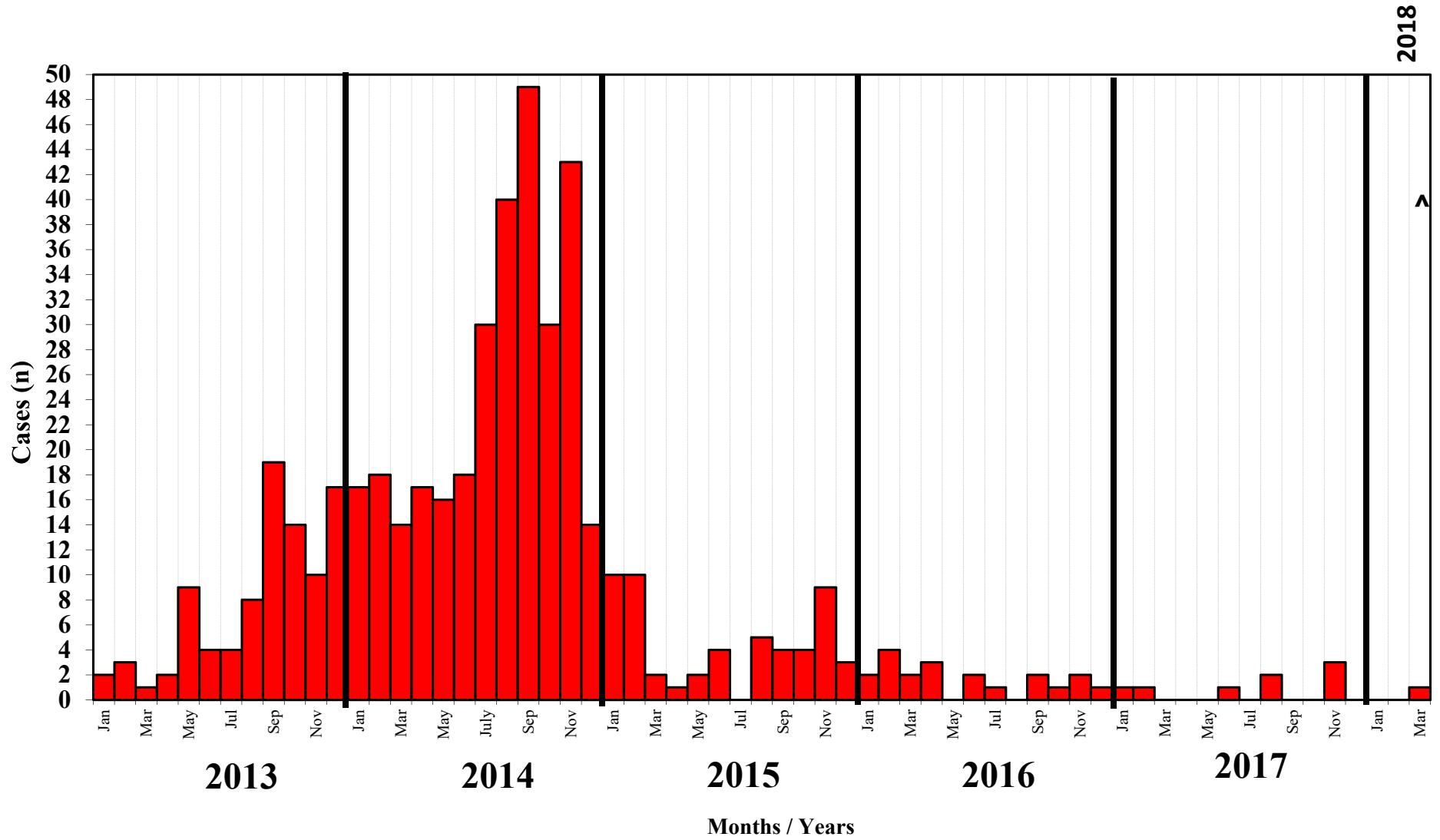
## Map 3: Wild Polio cases in the last 6 months

10<sup>th</sup> October, 2017 to 9<sup>th</sup> April, 2018 \*



\* Afp.rec Data as of 09-04-2018

# Confirmed Polio Cases 2013-2018\*

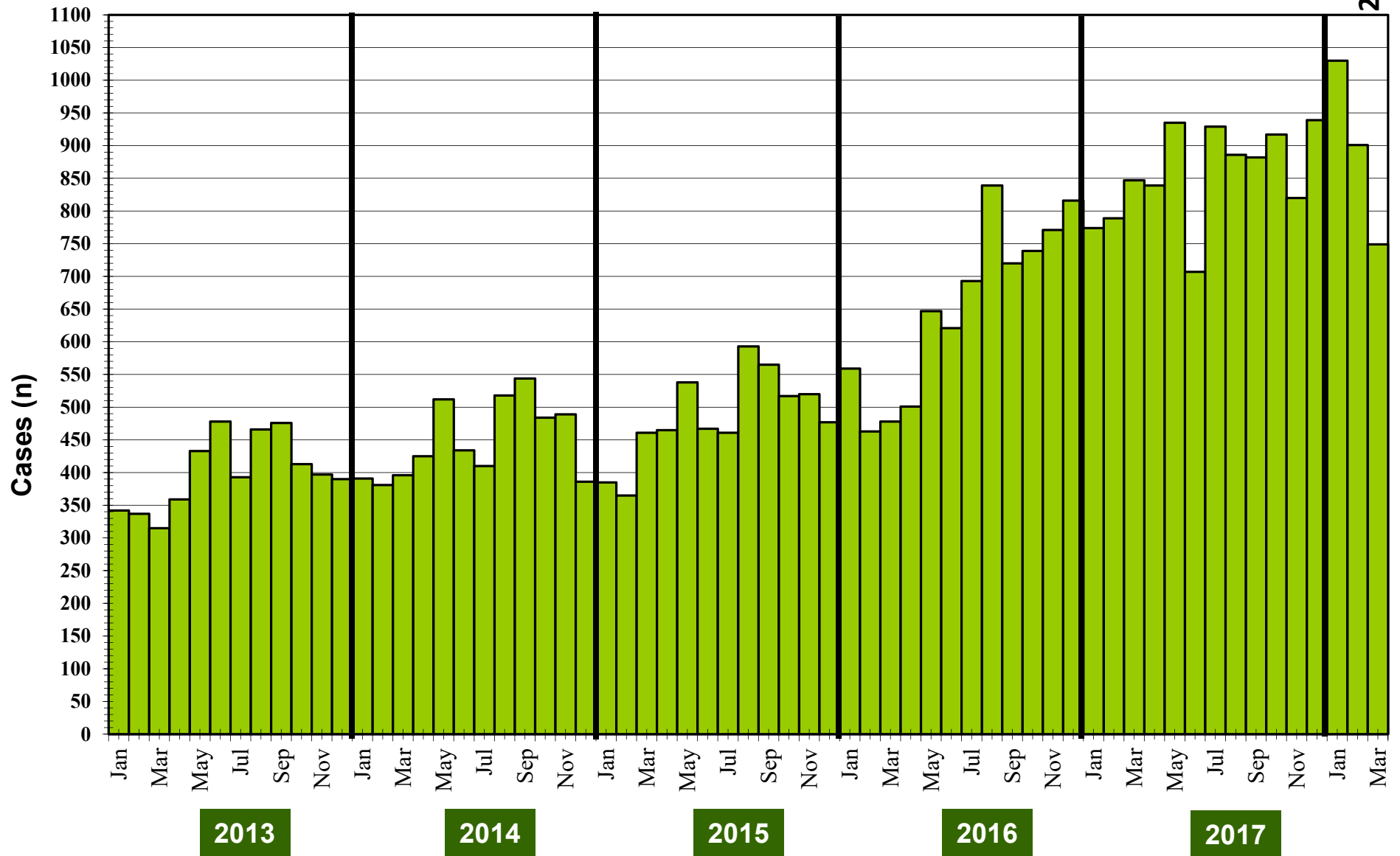


\* Afp.rec Data as of 09-04-2018

■ NSL1

^ Data incomplete

# Graph 1: Distribution of AFP Cases by Month, Pakistan 2013-2018\*



\* Afp.rec Data as of 09-04-2018

**Table 4: Distribution of AFP Cases By Week of Onset <sup>^</sup>  
Pakistan- 2017-2018\* [Week number / Ending on]**

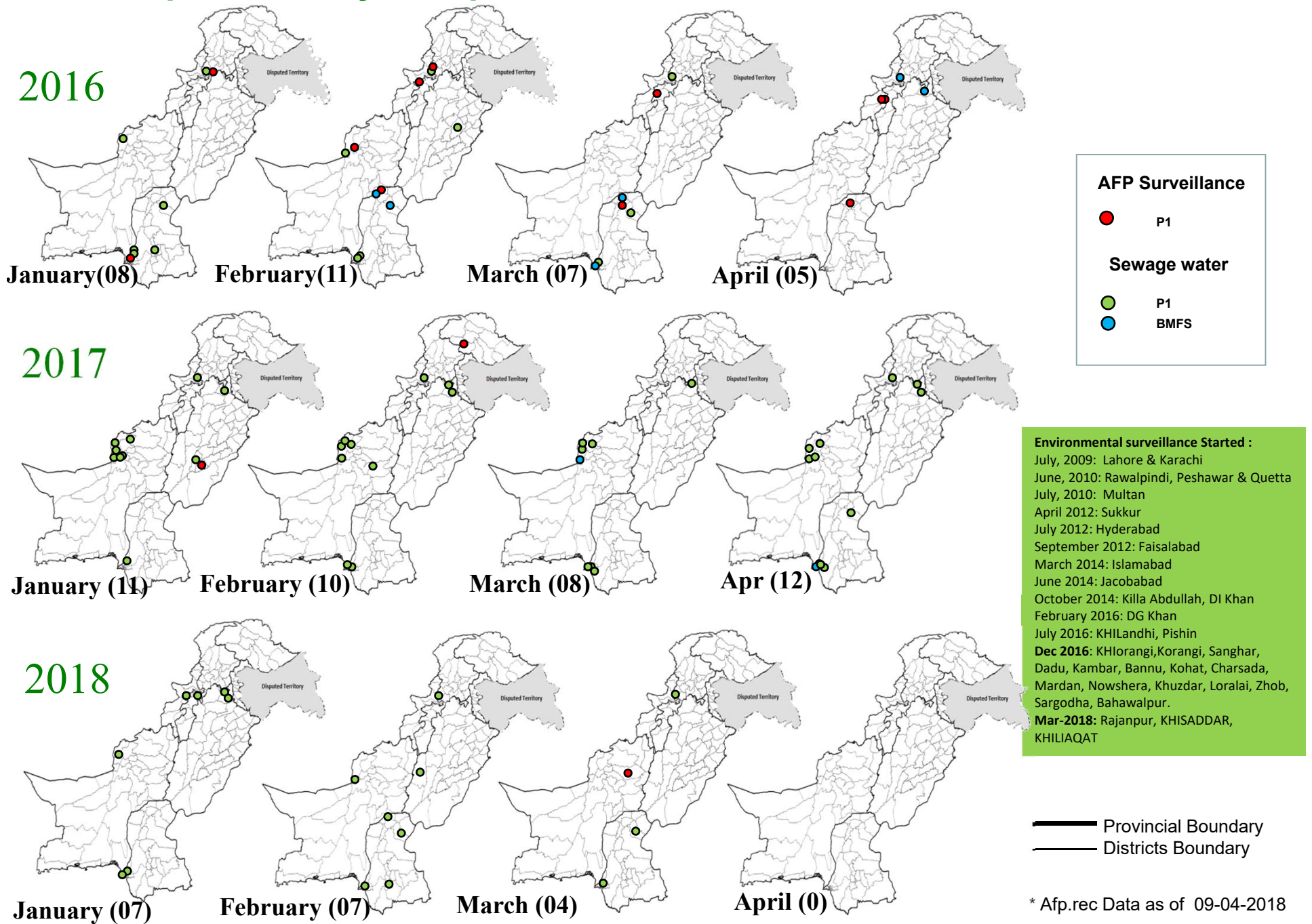
<b>PROVINCE</b>	<b>W 51 23 Dec 2017</b>	<b>W 52 30 Dec 2017</b>	<b>W 01 06 Jan 2018</b>	<b>W 02 13 Jan 2018</b>	<b>W 03 20 Jan 2018</b>	<b>W 04 27 Jan 2018</b>	<b>W 05 03 Feb 2018</b>	<b>W 06 10 Feb 2018</b>	<b>W 07 17 Feb 2018</b>	<b>W 08 24 Feb 2018</b>	<b>W 09 03 Mar 2018</b>	<b>W 10 10 Mar 2018</b>	<b>W 11 17 Mar 2018</b>	<b>W 12 24 Mar 2018</b>	<b>W 13 31 Mar 2018</b>
<b>PUNJAB</b>	94	112	87	105	111	82	93	101	96	96	86	68	48	68	48
<b>SINDH</b>	31	52	37	49	56	63	50	61	54	41	29	32	18	32	18
<b>FATA</b>	9	10	14	18	25	11	6	8	5	7	4	16	6	16	6
<b>BALUCHISTAN</b>	15	9	15	10	15	5	8	11	9	13	7	12	3	12	3
<b>AJK</b>	3	1	6	3	7	3	2	8	6	10	9	4	2	4	2
<b>GILGIT BILTISTAN</b>	1	2	0	5	3	1	1	2	4	4	2	1	0	1	0
<b>ISLAMABAD</b>	1	1	2	2	5	3	1	4	2	3	5	3	1	3	1
<b>KPAKHTUNKHWA</b>	41	66	42	49	41	36	43	40	42	36	46	40	16	40	16
<b>PAKISTAN</b>	<b>161</b>	<b>195</b>	<b>203</b>	<b>241</b>	<b>263</b>	<b>204</b>	<b>204</b>	<b>235</b>	<b>218</b>	<b>210</b>	<b>188</b>	<b>176</b>	<b>94</b>	<b>176</b>	<b>94</b>

\* Afp.rec & Afplab.rec: Data as of 09-04-2018

<sup>^</sup> MMWR Epidemiological Weeks



# Map 4: Monthly Comparison of Polio Cases/Isolates 2016-2018\*



2016

January (08)

February (11)

March (07)

April (05)

2017

January (11)

February (10)

March (08)

Apr (12)

2018

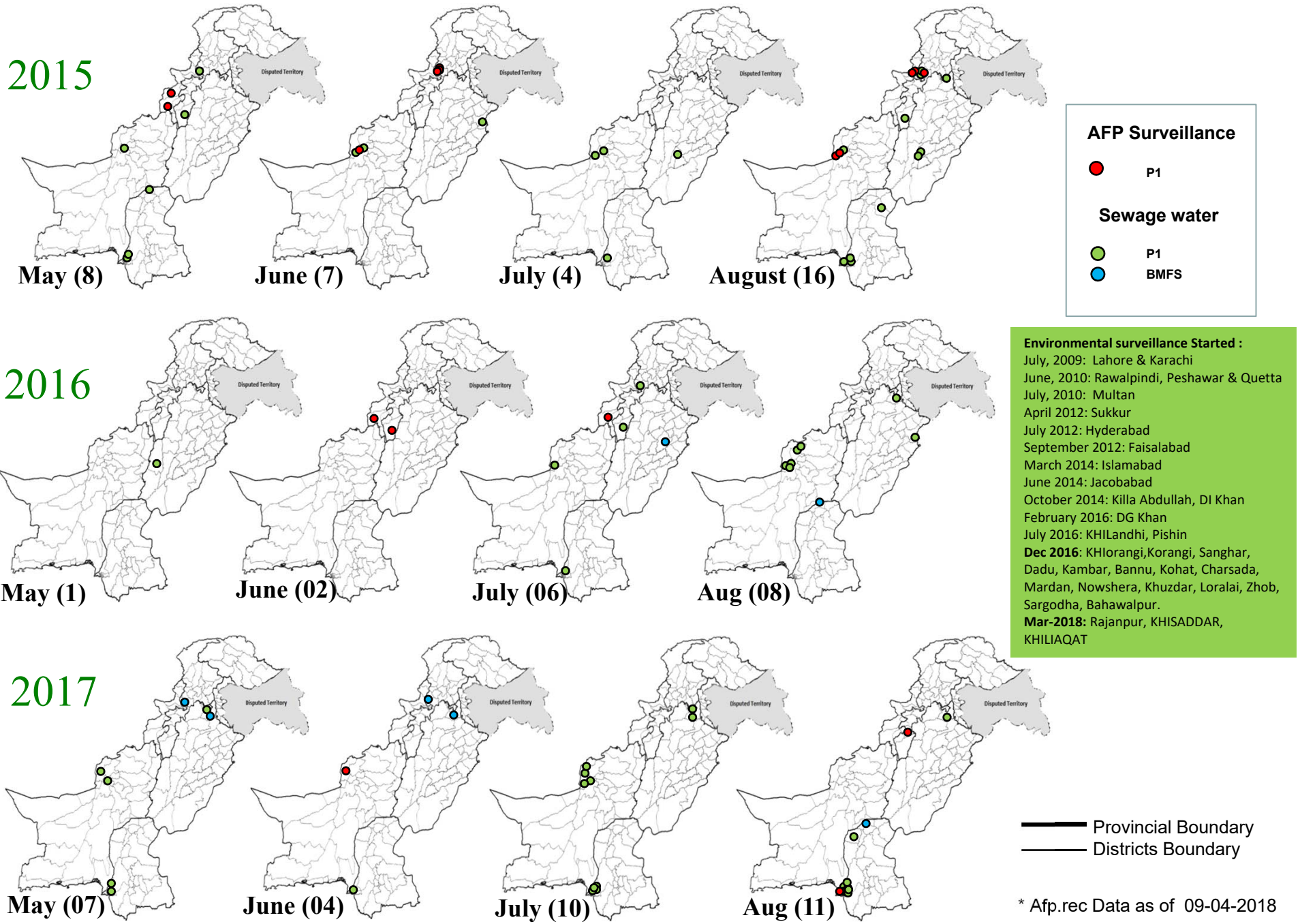
January (07)

February (07)

March (04)

April (0)

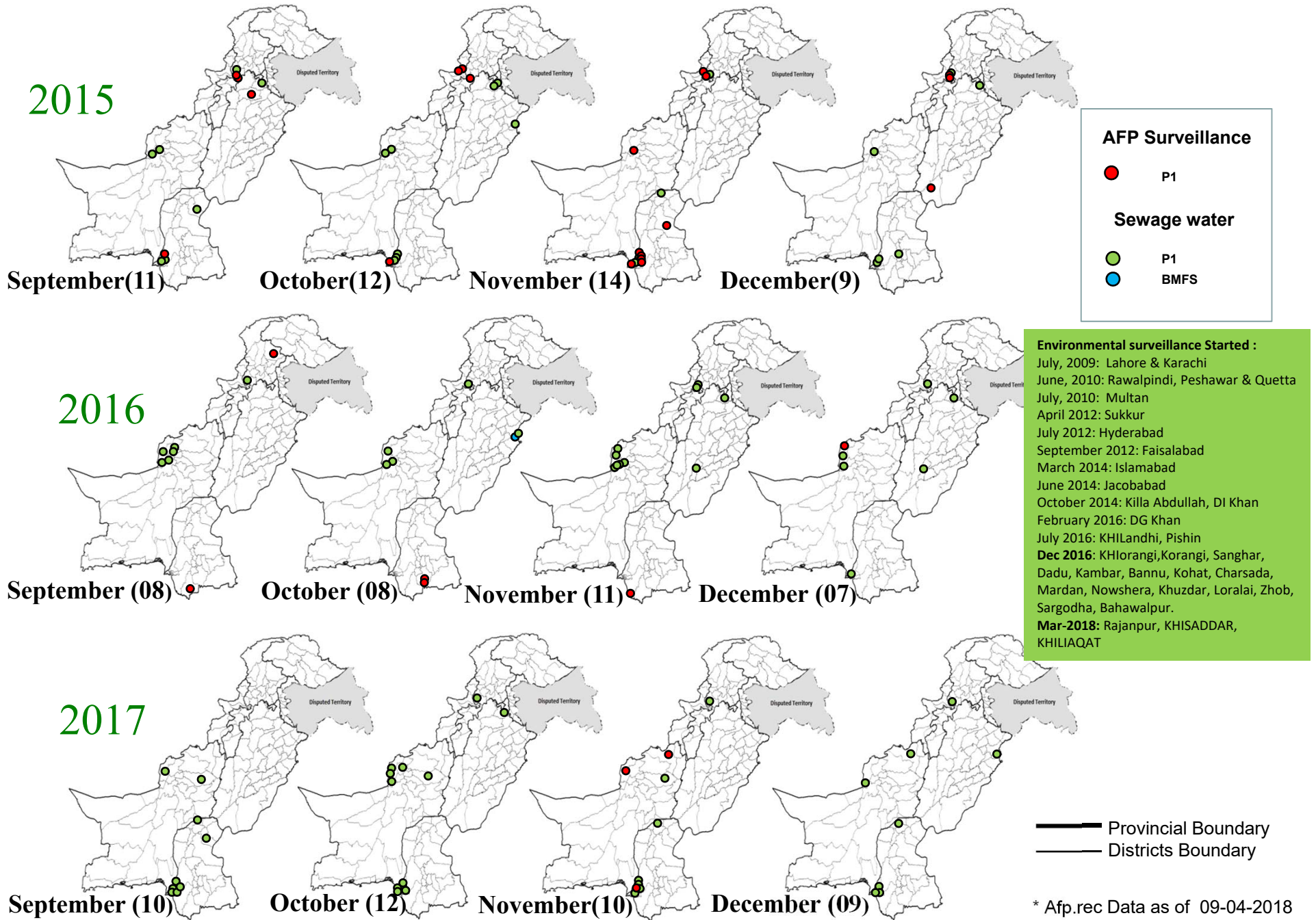
# Map 4.1: Monthly Comparison of Polio Cases/Isolates 2015-2017\*



\* Afp.rec Data as of 09-04-2018



# Map 4.2: Monthly Comparison of Polio Cases/Isolates 2015-2017\*



\* Afp.rec Data as of 09-04-2018

# Table 5: Polio Eradication Update, Pakistan 2015-2018\*

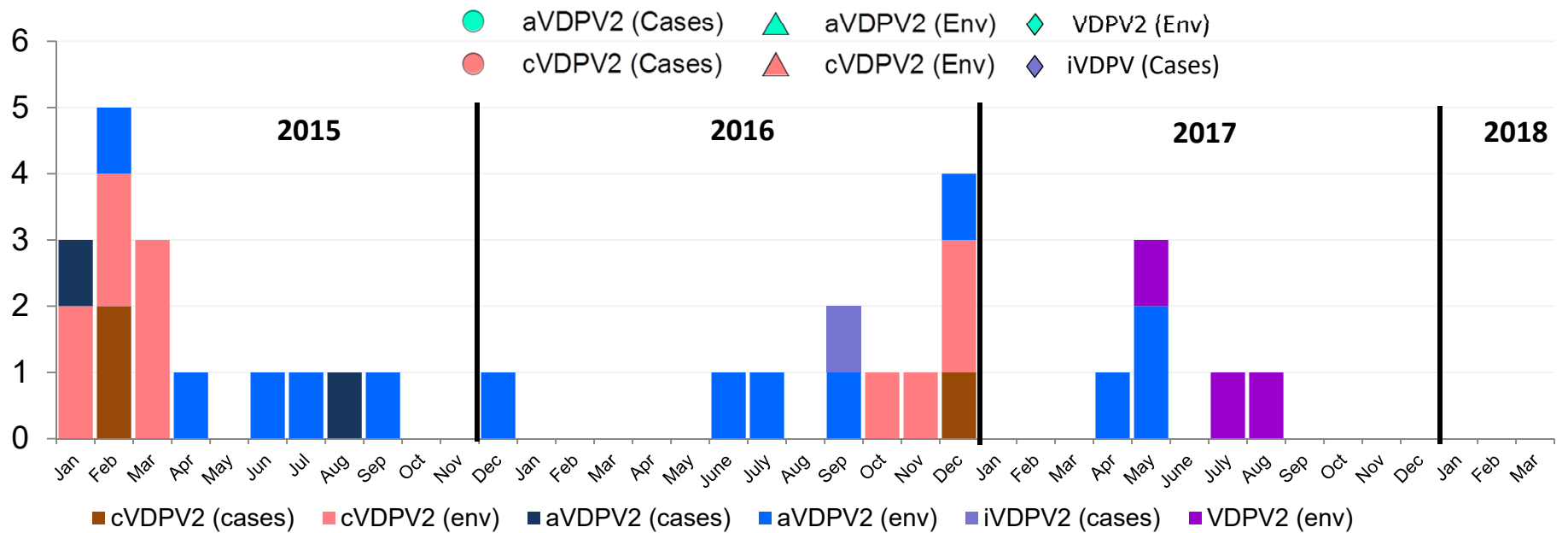
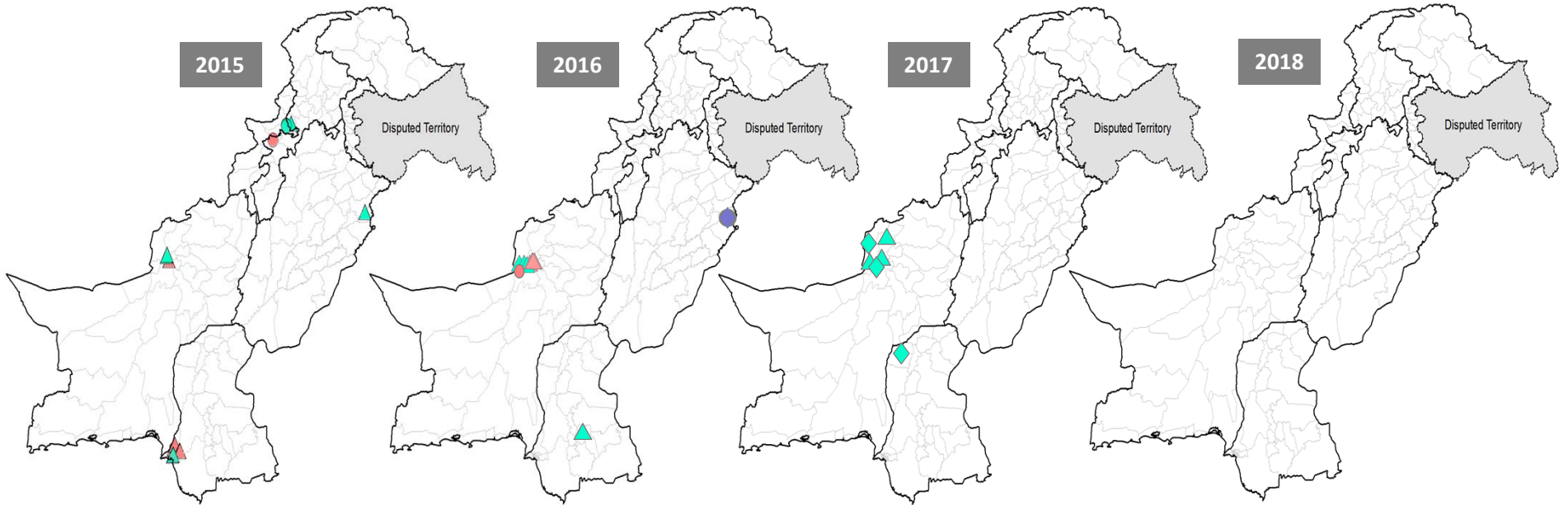
Province/Region	Polio 1			
	2015	2016	2017	2018
FATA	16	02	-	-
KP	17	08	01	-
SINDH	12	08	02	-
PUNJAB	02	-	01	-
BALUCHISTAN	07	02	03	01
AJK	-	-	-	-
Gilgit-Baltistan	-	-	01	-
ISLAMABAD	-	-	-	-
<b>PAKISTAN</b>	<b>54</b>	<b>20</b>	<b>08</b>	<b>01</b>



\* Afp.rec Data as of 09-04-2018



# VDPV isolates (Cases + ES), 2015 – 2018\*



\* Afp.rec Data as of 09-04-2018

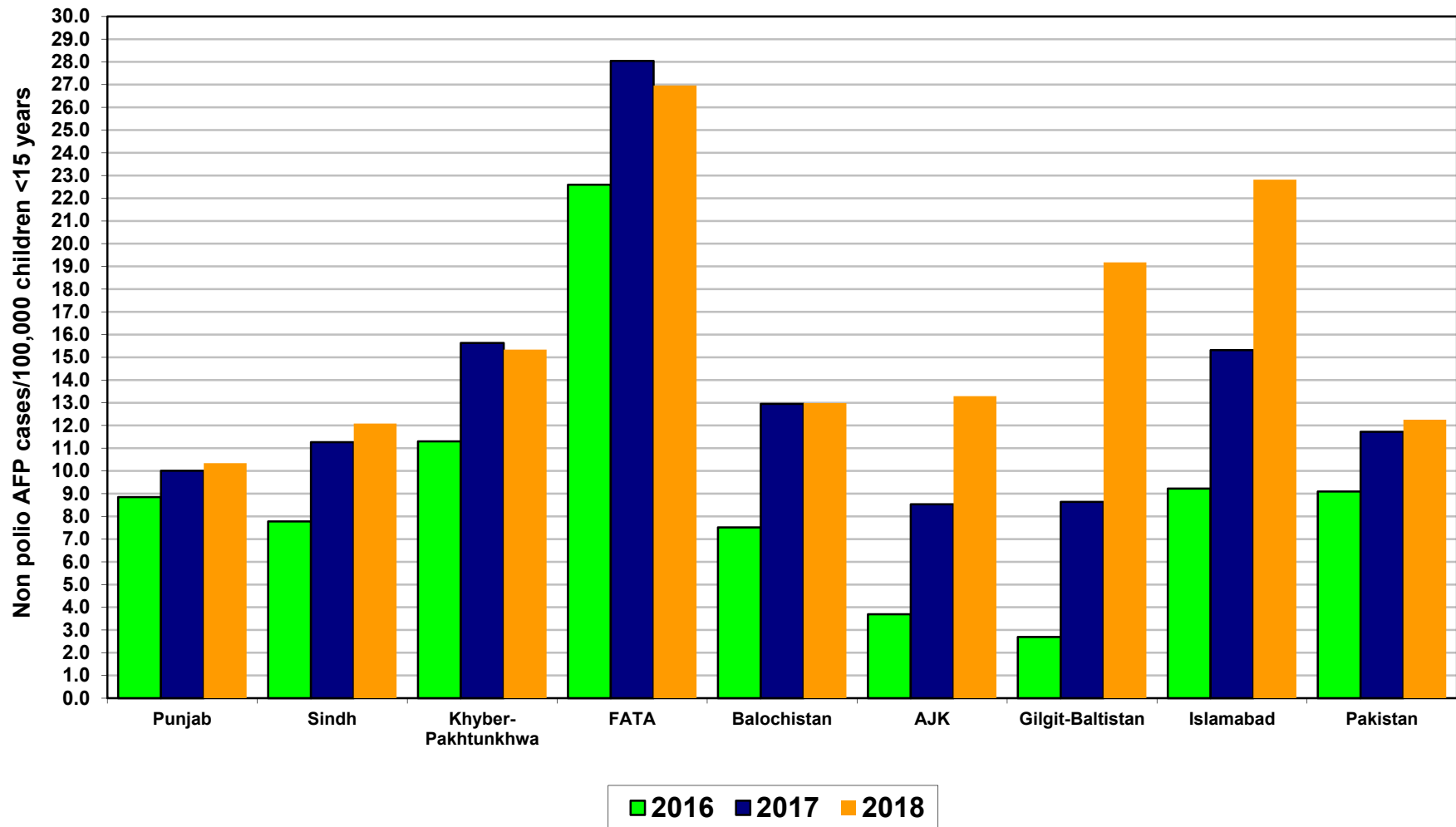
**Table 6: Vaccination status of non polio AFP cases age 6-59 months 2016-2018\***

REGION	0 dose			1-2 doses			3 doses			4-6 doses			7+ doses		
	16	17	18	16	17	18	16	17	18	16	17	18	16	17	18
Central Punjab	0%	0%	0%	0%	0%	0%	1%	1%	2%	3%	3%	1%	97%	96%	97%
North Punjab	0%	0%	0%	0%	0%	1%	0%	1%	0%	2%	2%	2%	98%	97%	97%
South Punjab	0%	0%	0%	0%	0%	0%	0%	0%	2%	2%	2%	1%	98%	98%	96%
<b>PUNJAB</b>	<b>0%</b>	<b>0%</b>	<b>0%</b>	<b>0%</b>	<b>0%</b>	<b>1%</b>	<b>0%</b>	<b>1%</b>	<b>2%</b>	<b>2%</b>	<b>2%</b>	<b>1%</b>	<b>97%</b>	<b>97%</b>	<b>97%</b>
Karachi	0%	1%	0%	1%	1%	0%	1%	1%	3%	5%	7%	5%	93%	91%	93%
North Sindh	0%	0%	0%	0%	0%	0%	0%	0%	0%	5%	3%	3%	94%	97%	98%
South Sindh	0%	0%	0%	1%	0%	0%	1%	1%	1%	6%	4%	1%	92%	95%	98%
<b>SINDH</b>	<b>0%</b>	<b>0%</b>	<b>0%</b>	<b>1%</b>	<b>0%</b>	<b>0%</b>	<b>1%</b>	<b>0%</b>	<b>1%</b>	<b>5%</b>	<b>4%</b>	<b>3%</b>	<b>93%</b>	<b>95%</b>	<b>96%</b>
Central Khyber Pakhtunkhwa	0%	0%	0%	0%	1%	0%	0%	0%	0%	1%	1%	2%	99%	98%	98%
North Khyber Pakhtunkhwa	1%	0%	0%	1%	1%	0%	0%	1%	0%	2%	3%	2%	96%	94%	98%
South Khyber Pakhtunkhwa	0%	0%	0%	1%	2%	0%	1%	2%	0%	1%	4%	1%	96%	92%	99%
<b>Khyber Pakhtunkhwa</b>	<b>0%</b>	<b>0%</b>	<b>0%</b>	<b>1%</b>	<b>1%</b>	<b>0%</b>	<b>0%</b>	<b>1%</b>	<b>0%</b>	<b>1%</b>	<b>3%</b>	<b>2%</b>	<b>97%</b>	<b>95%</b>	<b>98%</b>
<b>FATA</b>	<b>0%</b>	<b>0%</b>	<b>0%</b>	<b>2%</b>	<b>0%</b>	<b>1%</b>	<b>1%</b>	<b>1%</b>	<b>0%</b>	<b>10%</b>	<b>8%</b>	<b>8%</b>	<b>88%</b>	<b>91%</b>	<b>91%</b>
Rest of Balochistan	7%	3%	0%	7%	9%	6%	2%	4%	0%	23%	13%	18%	62%	71%	76%
North Balochistan	0%	4%	0%	3%	6%	8%	3%	2%	0%	10%	10%	15%	83%	78%	77%
Quetta Block	1%	0%	3%	1%	1%	0%	4%	0%	0%	10%	7%	0%	83%	92%	97%
<b>BALUCHISTAN</b>	<b>2%</b>	<b>2%</b>	<b>1%</b>	<b>3%</b>	<b>4%</b>	<b>3%</b>	<b>3%</b>	<b>3%</b>	<b>0%</b>	<b>13%</b>	<b>10%</b>	<b>11%</b>	<b>80%</b>	<b>82%</b>	<b>85%</b>
<b>PAKISTAN</b>	<b>0%</b>	<b>0%</b>	<b>0%</b>	<b>1%</b>	<b>1%</b>	<b>1%</b>	<b>1%</b>	<b>1%</b>	<b>1%</b>	<b>4%</b>	<b>4%</b>	<b>2%</b>	<b>95%</b>	<b>95%</b>	<b>96%</b>

\* Afp.rec Data as of 09-04-2018



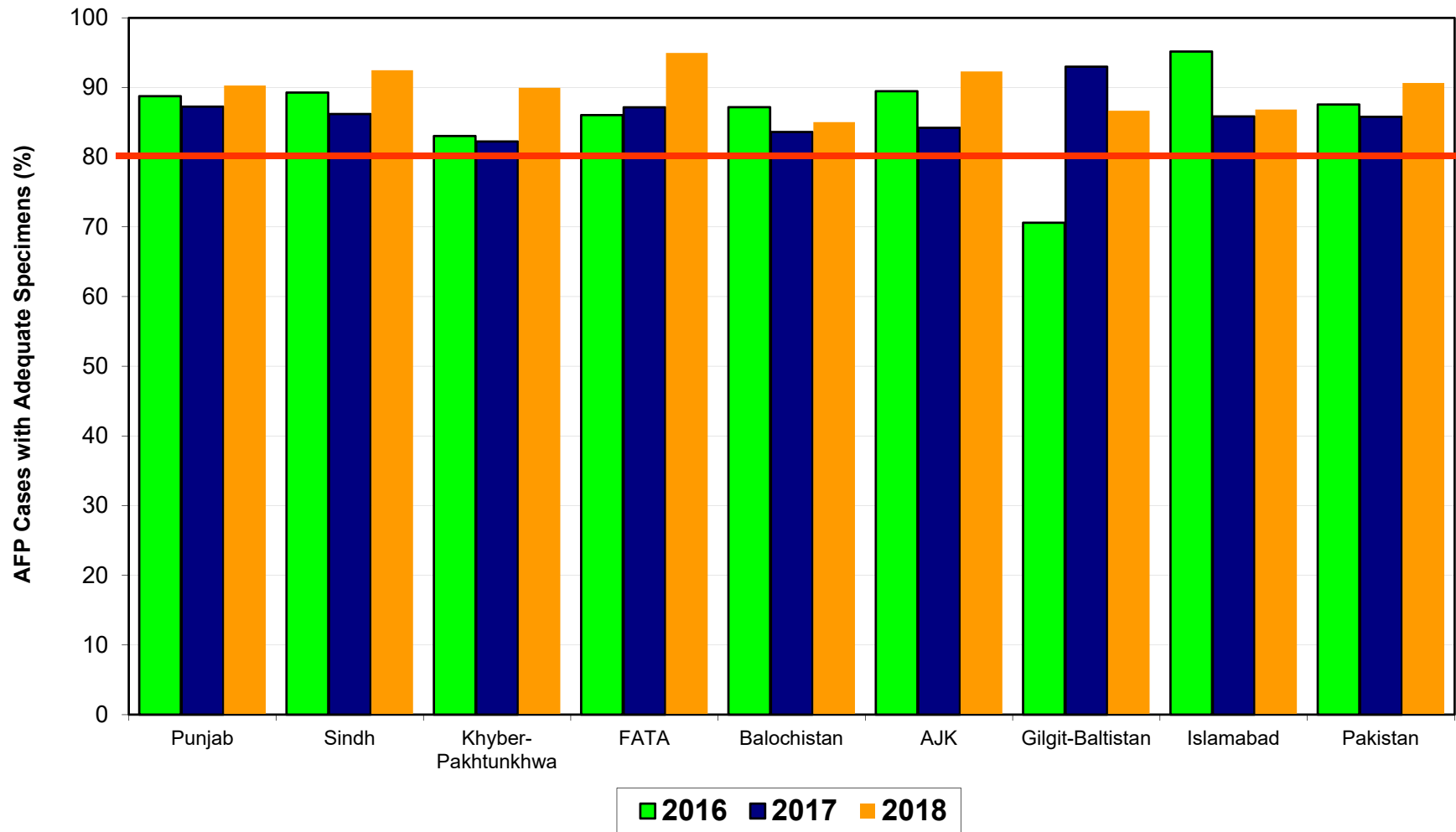
# Non Polio AFP Rate By Province/Regions, 2016-2018\*



Minimum Target Non-Polio AFP Rate for Tier-1 and Tier-2 districts is 6/100000 < 15 years of the age  
 Minimum Target Non-Polio AFP Rate for Tier-3 and Tier-4 districts is 3/100000 < 15 years of the age

\* Afp.rec Data as of 09-04-2018

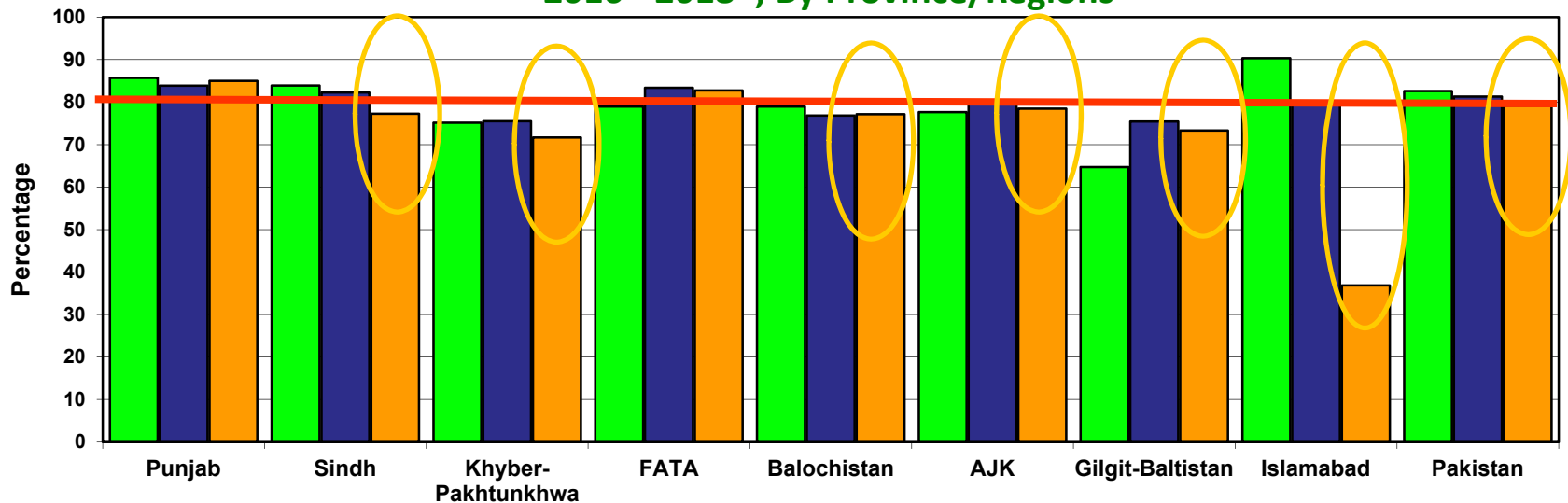
# Percent AFP Cases with Adequate Specimens By Province/Regions, 2016-2018\*



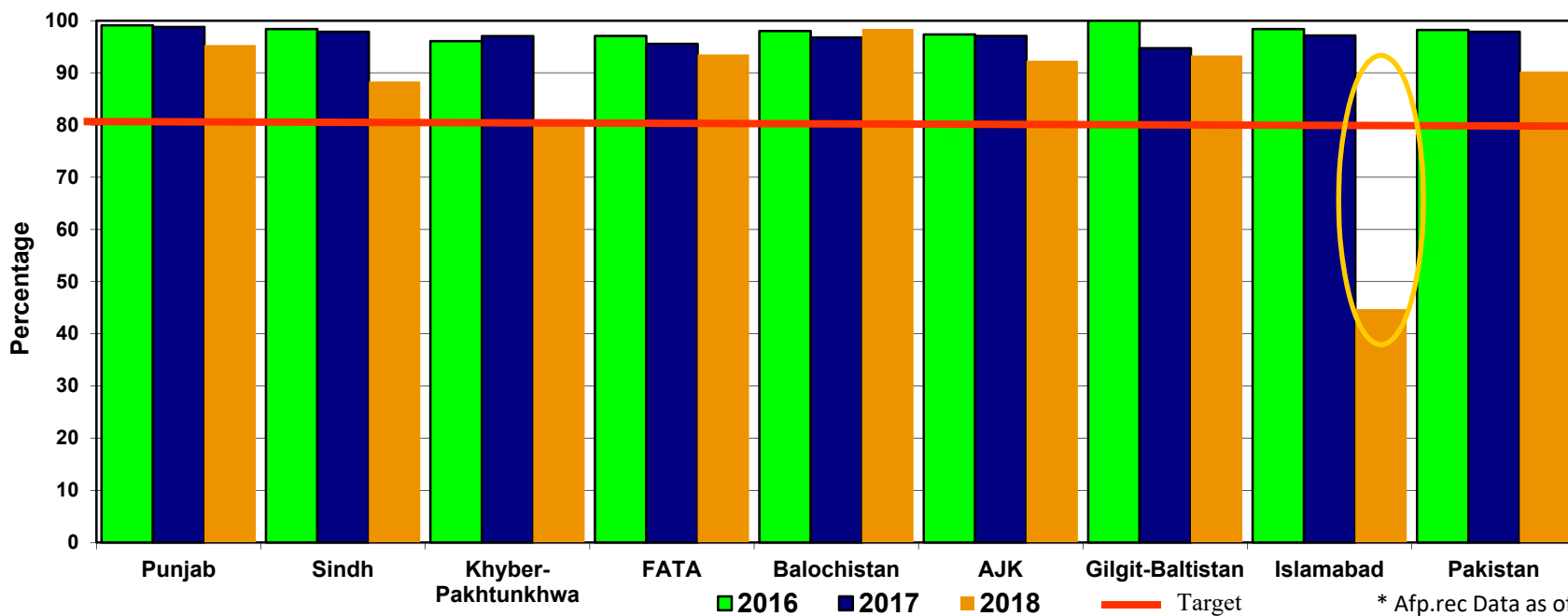
\* Afp.rec Data as of 09-04-2018

— Target Adequate Sample cases = 80%

**Graph 5: Percent AFP Cases Notified within 07 days of paralysis onset  
2016 - 2018\*; By Province/Regions**



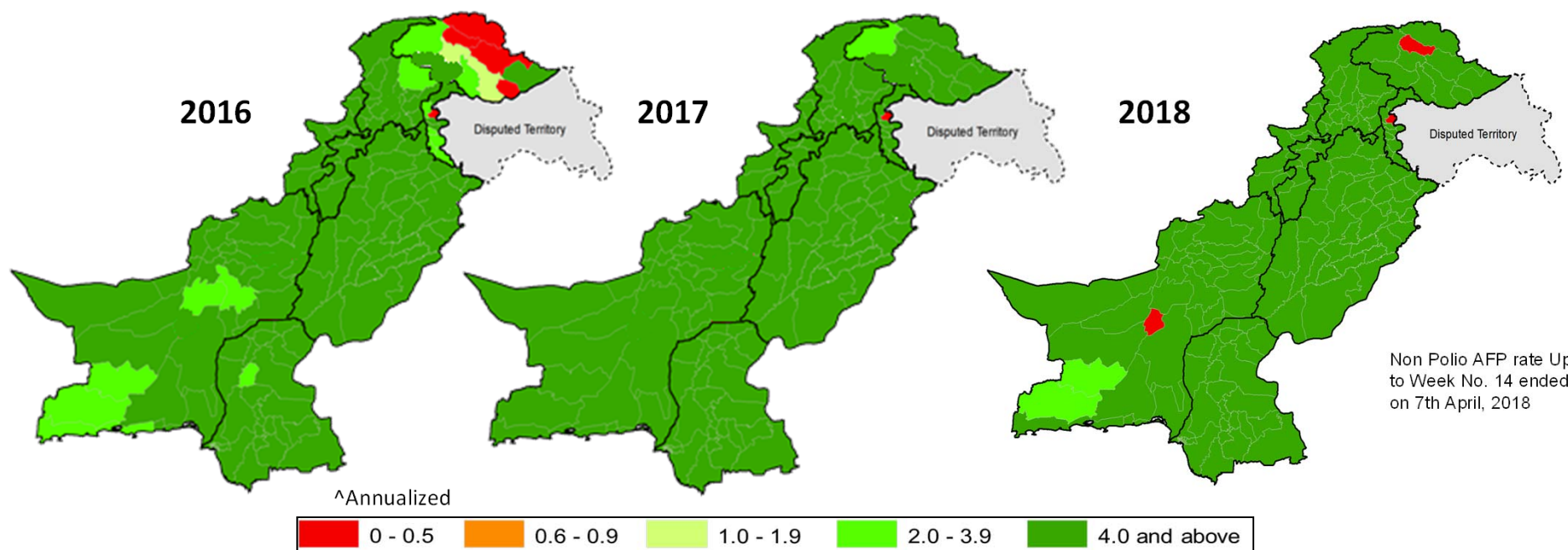
**Graph 6: Percent AFP Cases Investigated within 48 hours of notification  
2016 ~ 2018\*; By Province/Regions**



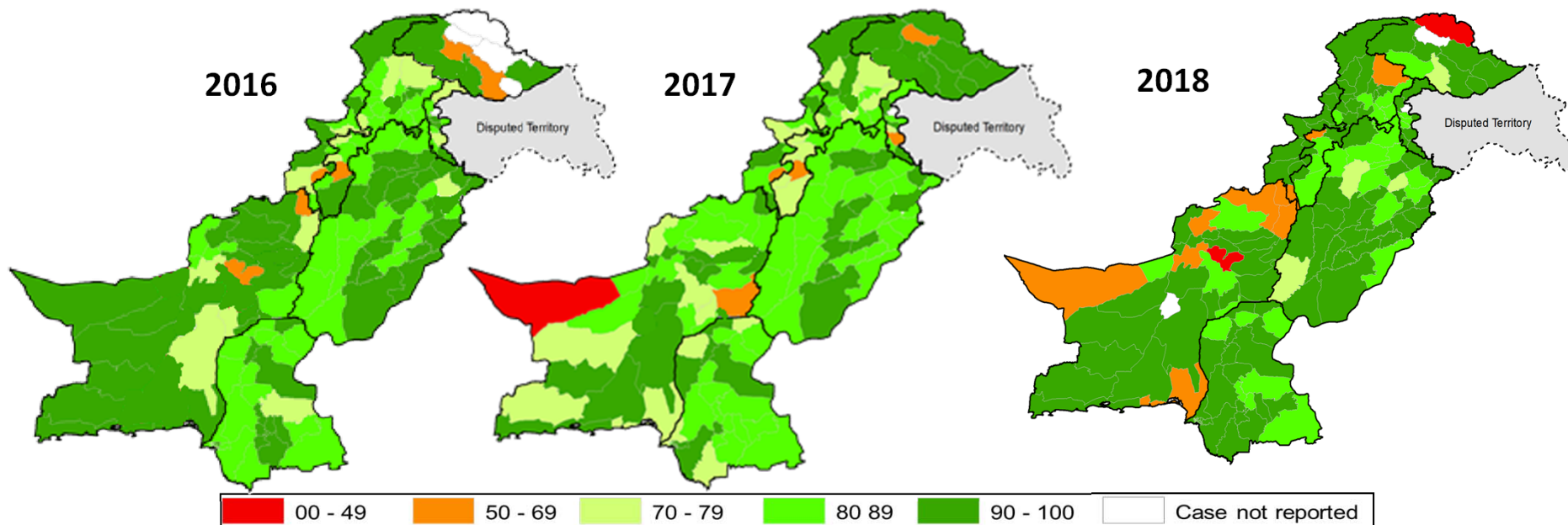
2016 2017 2018 Target

\* Afp.rec Data as of 09-04-2018

## Non-Polio ^ AFP Rate by District



## Percent AFP Cases with Adequate Specimens, by District



**Table 7.3: AFP CASES PENDING FOR CLASSIFICATION  
WITH DATE OF ONSET MORE THAN 90 DAYS\* 2017 (1/3)**

S. No	DISTRICT	TEHSIL	EPID	SEX	AGE	DONSET	DOSESE	DSTOOL1	DSTOOL2	LAB	FEVER	ASVM	PROG	FUP	PEND (DAYS)
1	DIRUPPER	DIRUPPER	KP/25/17/0800	M	36	12-09-17	7+	08-10-17	09-10-17	EV	UK	UK	UK		209
2	DIRUPPER	DIRUPPER	KP/25/17/801	M	9	13-12-17	7+				UK	UK	UK		117
3	KARAK	KARAK	KP/51/17/800	M	144	20-11-17	7+	LATE NOTIFIED			UK	UK	UK		140
4	MALAKAND	MALAKAND	PB/20/17/042	M	19	07-09-17	7+				UK	UK	UK		214
5	SKARDU	SKARDU	GB/21/17/003	M	72	04-01-17	7+	17-05-17		NVI	UK	UK	UK		460
6	BHAKKAR	BHAKKAR	PB/44/17/043	M	96	07-09-17	7+	23-09-17	24-09-17	NVI	N	N	Y	Y	214
7	CHAKWAL	CHAKWAL	PB/13/17/040	M	66	16-08-17	7+	25-08-17	08-09-17	NVI	Y	N	Y	Y	236
8	CHAKWAL	CHAKWAL	PB/13/17/047	M	12	03-07-17	7+	03-10-17	05-10-17	NVI	Y	Y	UK	Y	280
9	DGKHAN	DG KHAN	PB/81/17/178	M	20	09-08-17	7+	LATE NOTIFIED			Y	N	Y	Y	243
10	FAISALABAD	JARANWALA	PB/51/17/146	M	162	23-05-17	3	LATE NOTIFIED			Y	Y	UK	Y	321
11	FAISALABAD	TANDLIANWALA	PB/51/17/151	M	84	28-07-17	7+	14-08-17	16-08-17	EV	N	N	Y	Y	255
12	FAISALABAD	FSD SADAR	PB/51/17/201	F	20	22-07-17	7+	LATE NOTIFIED			N	Y	UK	Y	261
13	FAISALABAD	SAMUNDRI	PB/51/17/208	F	30	10-09-17	7+	10-10-17	11-10-17	NVI	Y	N	N		211
14	FAISALABAD	FSD SADAR	PB/51/17/247	F	60	22-12-17	7+	LATE NOTIFIED			N	Y	Y		108
15	GUJRANWALA	AROOP TOWN	PB/21/17/125	F	18	26-06-17	7+	01-07-17		NVI	Y	Y	Y	DIED	287
16	GUJRANWALA	K.S PUR TOWN	PB/21/17/163	M	18	02-08-17	7+	07-09-17	08-09-17	EV	Y	N	Y	Y	250
17	GUJRANWALA	AROOP TOWN	PB/21/17/165	F	33	01-08-17	7+	10-09-17	11-09-17	NVI	Y	N	N	Y	251
18	GUJRAT	KHARIAN	PB/23/17/075	M	144	06-08-17	7+	11-08-17		NVI	N	N	Y	DIED	246
19	GUJRAT	KHARIAN	PB/23/17/087	M	42	18-07-17	7+	12-09-17	13-09-17	EV	Y	Y	Y	Y	265
20	JHANG	18-HAZARI	PB/53/17/082	M	168	29-08-17	7+	DIED BEFORE STOOL			N	N	Y	DIED	223
21	KASUR	PATTOKI	PB/32/17/060	M	58	27-06-17	7+	12-07-17	15-07-17	EV	N	N	Y	Y	286
22	KASUR	CHUNIAN	PB/32/17/069	M	3	12-07-17	2	02-08-17	04-08-17	EV	N	N	Y	DIED	271
23	KASUR	PATTOKI	PB/32/17/070	M	27	30-06-17	7+	03-08-17	04-08-17	EV	Y	Y	Y	Y	283
24	KHANEWAL	KABIRWALA	PB/62/17/058	F	156	02-08-17	7+	DIED BEFORE STOOL			N	N	Y	DIED	250
25	KHANEWAL	KABIRWALA	PB/62/17/061	F	1	01-07-17	1	11-08-17	12-08-17	NVI	N	N	Y	Y	282
26	KHANEWAL	KABIRWALA	PB/62/17/070	M	1	20-08-17	0	13-09-17	15-09-17	NVI	N	N	N	Y	232
27	KHANEWAL	JAHANIAN	PB/62/17/091	F	46	25-10-17	7+	26-11-17	27-11-17	NVI	N	N	Y		166
28	KHUSHAB	KHUSHAB	PB/42/17/037	M	30	29-07-17	7+	LATE NOTIFIED			N	Y	UK	Y	254
29	LAHORE	AZIZ BHATTI TOWN	PB/31/17/146	F	48	11-07-17	7+	25-07-17	26-07-17	NVI	Y	Y	Y	Y	272
30	LAHORE	RAVI TOWN	PB/31/17/157	M	78	28-06-17	7+	26-07-17	28-07-17	NVI	N	N	N	Y	285
31	LAHORE	DATA GUNJBUX TOWN	PB/31/17/175	M	72	26-07-17	7+	13-08-17	14-08-17	EV	N	Y	Y	Y	257
32	LAYYAH	KAROR LAL ESAN	PB/84/17/181	M	8	30-11-17	7+	LATE NOTIFIED			Y	Y	Y		130
33	LODHRAN	LODHRAN	PB/64/17/053	F	36	26-07-17	7+	21-08-17	23-08-17	NVI	Y	N	Y	Y	257
34	MIANWALI	EISAKHAIL	PB/43/17/044	M	120	13-07-17	7+	28-07-17	29-07-17	EV	Y	N	Y		270
35	MIANWALI	MAINWALI	PB/43/17/074	F	48	14-11-17	6	LATE NOTIFIED			Y	Y	Y		146
36	MULTAN	JALALPUR PIRWALA	PB/61/17/095	F	36	24-07-17	7+	27-07-17		EV	Y	N	Y	DIED	259
37	MULTAN	MULTAN URBAN	PB/61/17/103	F	42	08-08-17	7+	DIED BEFORE STOOL			N	N	Y	DIED	244
38	MULTAN	MULTAN URBAN	PB/61/17/123	M	12	23-08-17	7+	27-09-17	29-09-17	NVI	N	Y	Y	Y	229
39	MUZFARGARH	KOT ADU	PB/83/17/178	M	21	05-08-17	7+	26-08-17	28-08-17	EV	Y	Y	Y	Y	247
40	MUZFARGARH	ALIPUR	PB/83/17/199	M	21	12-09-17	7+	27-09-17	29-09-17	NVI	Y	Y	Y	Y	209
41	NANKANASAHIB	NANKANA SAHIB	PB/35/17/060	M	21	12-08-17	7+	10-09-17	12-09-17	NVI	N	Y	Y	Y	240
42	OKARA	OKARA	PB/34/17/275	M	4	21-10-17	6	LATE NOTIFIED			Y	N	Y		170

\* Afp.rec Data as of 09-04-2018

€ Based on recall of parents

60 days Follow-up not done

FUP = Residual Weakness at 60 days follow up.

**Table 7.3: AFP CASES PENDING FOR CLASSIFICATION  
WITH DATE OF ONSET MORE THAN 90 DAYS\* 2017 (2/3)**

S. No	DISTRICT	TEHSIL	EPID	SEX	AGE	DONSET	DOSESE	DSTOOL1	DSTOOL2	LAB	FEVER	ASVM	PROG	FUP	PEND (DAYS)
43	OKARA	OKARA	PB/34/17/276	M	96	22-12-17	7+	LATE NOTIFIED			N	Y	Y	Y	108
44	OKARA	DEPALPUR	PB/34/17/277	F	30	10-12-17	7+	LATE NOTIFIED			Y	Y	Y	Y	120
45	PAKPATTEN	PAKPATTEN	PB/66/17/044	M	17	07-07-17	7+	19-07-17	26-07-17	EV	N	Y	Y	Y	276
46	RAJANPUR	ROJHAN	PB/82/17/100	F	48	13-04-17	7+	LATE NOTIFIED			Y	Y	UK	Y	361
47	RAJANPUR	RAJAN PUR	PB/82/17/133	M	12	25-10-17	7+	26-11-17	27-11-17	EV	Y	Y	Y	Y	166
48	RAJANPUR	RAJAN PUR	PB/82/17/144	M	66	24-12-17	7+	LATE NOTIFIED			N	N	Y	Y	106
49	RAWALPINDI	RWP CITY	PB/11/17/155	M	30	24-08-17	7+	14-09-17	15-09-17	EV	N	N	Y	Y	228
50	RAWALPINDI	RWP CANTT	PB/11/17/161	M	33	22-08-17	7+	22-09-17	24-09-17	NVI	N	N	N	DIED	230
51	RAWALPINDI	RWP RURAL	PB/11/17/175	M	38	04-08-17	6	LATE NOTIFIED			Y	Y	Y	Y	248
52	SHEIKHUPURA	FEROZEWALA	PB/33/17/074	F	108	23-07-17	7+	24-08-17	25-08-17	NVI	Y	Y	Y	Y	260
53	SHEIKHUPURA	FEROZEWALA	PB/33/17/081	M	32	21-08-17	7+	28-09-17	29-09-17	NVI	N	Y	Y	Y	231
54	SHEIKHUPURA	MURIDKE	PB/33/17/084	M	36	20-08-17	7+	09-10-17	10-10-17	NVI	Y	N	Y	Y	232
55	TTSINGH	PIR MAHAL	PB/52/17/109	M	82	08-08-17	7+	LATE NOTIFIED			N	Y	Y	Y	244
56	TTSINGH	KAMALIA	PB/52/17/128	M	63	20-11-17	7+	04-01-18	07-01-18	NVI	UK	UK	UK	Y	140
57	VEHARI	VEHARI	PB/63/17/057	F	24	11-09-17	7+	DIED BEFORE STOOL			Y	N	Y	DIED	210
58	VEHARI	BUREWALA	PB/63/17/065	M	54	17-06-17	7+	LATE NOTIFIED			N	N	N	Y	296
59	DADU	JOHI	SD/24/17/069	F	36	08-12-17	7+	08-01-18	09-01-18	NVI	Y	Y	Y	Y	122
60	DADU	K.N.SHAH	SD/24/17/070	M	46	21-12-17	7+	13-01-18	16-01-18	NVI	Y	Y	Y	Y	109
61	JAMSHORO	KOTRI	SD/25/17/055	M	38	20-12-17	7+	18-01-18	21-01-18	NVI	N	Y	Y	Y	110
62	SUJAWAL	MIRPURBATHORO	SD/79/17/104	M	36	20-12-17	7+	20-01-18	22-01-18	NVI	Y	N	Y	Y	110
63	ABOTABAD	HAWALLIAN	KP/10/17/073	M	108	01-12-17	7+	LATE NOTIFIED			N	N	Y	Y	129
64	BATAGRAM	BATTAGRAM	KP/11/17/043	M	126	26-12-17	7+	20-01-18	21-01-18	NVI	Y	N	Y	Y	104
65	BUNER	DAGGAR	KP/22/17/049	M	28	20-09-17	7+	LATE NOTIFIED			Y	N	Y	Y	201
66	CHARSADA	CHARSADDA	KP/31/17/157	M	124	16-12-17	7+	31-12-17	02-01-18	NVI	Y	N	Y	Y	114
67	CHARSADA	CHARSADDA	KP/31/17/167	M	9	06-12-17	7+	02-02-18	03-02-18	VACC	Y	Y	Y	Y	124
68	CHARSADA	SHABQADAR	KP/31/17/166	M	45	27-12-17	2	19-01-18	20-01-18	NVI	Y	N	Y	DIED	103
69	CHARSADA	CHARSADDA	KP/31/17/169	F	73	07-12-17	7+	LATE NOTIFIED			Y	Y	Y	Y	123
70	DIKHAN	DRABAN	KP/60/17/055	F	24	23-12-17	7+	12-01-18	13-01-18	NVI	Y	N	Y	Y	107
71	DIRLOWER	TIMERGARA	KP/23/17/071	M	40	24-11-17	7+	04-01-18	05-01-18	NVI	Y	Y	Y	Y	136
72	DIRUPPER	DIR	KP/25/17/038	M	7	30-10-17	7+	16-11-17	17-11-17	NVI	Y	Y	Y	Y	161
73	HARIPUR	GHAZI	KP/12/17/049	F	123	09-10-17	7+	LATE NOTIFIED			Y	Y	N	Y	182
74	KARAK	KARAK	KP/51/17/067	F	72	06-07-17	0	LATE NOTIFIED			N	Y	Y	Y	277
75	KARAK	KARAK	KP/51/17/084	M	51	13-11-17	7+	14-12-17	15-12-17	NVI	N	Y	Y	Y	147
76	KARAK	KARAK	KP/51/17/092	M	26	27-08-17	7+	LATE NOTIFIED			Y	Y	Y	Y	225
77	KARAK	KARAK	KP/51/17/093	M	26	20-10-17	7+	LATE NOTIFIED			N	Y	Y	Y	171
78	KOHAT	KOHAT	KP/50/17/039	F	13	25-09-17	7+	LATE NOTIFIED			N	Y	Y	Y	196
79	KOHAT	KOHAT	KP/50/17/054	M	72	28-10-17	3	LATE NOTIFIED			Y	N	N	Y	163
80	LAKKIMRWT	LAKKI MARWAT	KP/62/17/067	M	66	21-10-17	7+	25-11-17	26-11-17	EV	Y	Y	Y	Y	170
81	LAKKIMRWT	SERAI NAURANG	KP/62/17/052	M	36	18-08-17	1	LATE NOTIFIED			Y	Y	Y	Y	234
82	LAKKIMRWT	LAKKI MARWAT	KP/62/17/081	M	27	21-12-17	7+	LATE NOTIFIED			Y	Y	N	Y	109
83	MALAKAND	BATKHELA	KP/20/17/056	F	18	05-10-17	7+	01-11-17	03-11-17	NVI	Y	N	Y	Y	186
84	MARDAN	MARDAN	KP/40/17/230	M	15	02-12-17	7+	LATE NOTIFIED			Y	Y	UK	Y	128

\* Afp.rec Data as of 09-04-2018

€ Based on recall of parents

60 days Follow-up not done

FUP = Residual Weakness at 60 days follow up.

**Table 7.3: AFP CASES PENDING FOR CLASSIFICATION  
WITH DATE OF ONSET MORE THAN 90 DAYS\* 2017 (3/3)**

S. No	DISTRICT	TEHSIL	EPID	SEX	AGE	DONSET	DOSE€	DSTOOL1	DSTOOL2	LAB	FEVER	ASVM	PROG	FUP	PEND (DAYS)
85	NOWSHERA	NOWSHERA	KP/32/17/082	F	6	08-12-17	7+	DIED BEFORE STOOL			Y	Y	Y	DIED	122
86	NOWSHERA	CAMPS	KP/32/17/096	M	26	22-12-17	7+	06-01-18	08-01-18	NVI	Y	Y	N	Y	108
87	PESHAWAR	PESHAWAR	KP/30/17/281	M	4	22-12-17	5	08-02-18	13-02-18	NVI	N	Y	N	Y	108
88	SHANGLA	PURAN	KP/26/17/044	M	41	15-09-17	7+	02-10-17	03-10-17	EV	N	Y	Y	Y	206
89	SHANGLA	ALPURI	KP/26/17/039	F	96	03-09-17	0	DIED BEFORE STOOL			N	Y	UK	DIED	218
90	SHANGLA	PURAN	KP/26/17/052	M	144	26-11-17	7+	20-12-17	23-12-17	NVI	N	Y	Y	Y	134
91	SHANGLA	ALPURI	KP/26/17/058	M	36	20-12-17	7+	24-01-18	25-01-18	NVI	Y	Y	Y	Y	110
92	SWABI	RAZAR	KP/41/17/120	M	178	27-10-17	7+	20-11-17	22-11-17	NVI	Y	Y	Y	Y	164
93	SWABI	SWABI	KP/41/17/132	F	25	26-11-17	7+	14-12-17	15-12-17	NVI	UK	UK	UK	DIED	134
94	SWABI	RAZAR	KP/41/17/143	M	60	16-12-17	7+	08-01-18	09-01-18	NVI	Y	N	N	Y	114
95	SWABI	TOPI	KP/41/17/145	M	40	01-08-17	3	LATE NOTIFIED			Y	N	UK	Y	251
96	SWAT	BAHRAIN	KP/24/17/131	M	72	19-11-17	7+	06-12-17	08-12-17	NVI	N	Y	N	Y	141
97	SWAT	BAHRAIN	KP/24/17/133	F	27	14-12-17	7+	16-12-17		NVI	Y	N	Y		116
98	TANK	TANK	KP/63/17/036	M	12	02-12-17	7+	LATE NOTIFIED			UK	Y	Y	Y	128
99	CHAGHAI	CHAGAI	BN/13/17/009	M	96	24-11-17	6	10-12-17	14-12-17	NVI	N	N	Y		136
100	LORALAI	BORI	BN/22/17/014	M	2	24-11-17	3	22-01-18	23-01-18	NVI	Y	Y	N	Y	136
101	JEHLUM VALLEY	HATTIAN BALA	AJ/90/17/001	F	156	05-03-17	3	30-03-17	31-03-17	NVI	Y	N	Y	Y	400
102	KOTLI	FATHEH PUR	AJ/30/17/016	M	136	08-09-17	7+	LATE NOTIFIED			Y	Y	Y	Y	213
103	KOTLI	FATHEH PUR	AJ/30/17/017	F	140	10-10-17	7+	15-11-17		NVI	Y	N	Y	Y	181
104	KOTLI	FATHEH PUR	AJ/30/17/020	F	25	14-11-17	7+	30-11-17	02-12-17	NVI	Y	N	Y	Y	146
105	KOTLI	FATHEH PUR	AJ/30/17/023	F	60	20-10-17	7+	21-12-17	22-12-17	NVI	Y	Y	Y	Y	171
106	MIRPUR	MIRPUR	AJ/20/17/017	M	2	09-12-17	3	25-12-17	26-12-17	NVI	N	N	Y	Y	121
107	MUZAFFARABAD	NASIRABAD (PATTIKA)	AJ/10/17/015	M	9	22-10-17	6	25-01-18	26-01-18	NVI	Y	N	Y	Y	169
108	NEELUM	SHARDA	AJ/80/17/004	F	18	05-09-17	5	30-10-17	31-10-17	NVI	N	N	Y	Y	216
109	NAGAR	NAGAR2	GB/73/17/002	M	40	15-09-17	7+	06-10-17	07-10-17	EV	N	Y	Y	Y	206
110	CD A	CD A	IB/01/17/008	F	6	17-03-17	7+	12-04-17	13-04-17	NVI	N	Y	Y		388
111	CD A	CD A	IB/01/17/009	F	22	24-04-17	4	LATE NOTIFIED			Y	N	Y		350
112	CD A	CD A	IB/01/17/045	M	138	20-12-17	7+	17-01-18	18-01-18	NVI	N	N	Y		110
113	ICT	ICT	IB/02/17/024	M	33	30-04-17	7+	23-05-17	25-05-17	NVI	UK	UK	Y	Y	344
114	ICT	ICT	IB/02/17/032	M	74	29-06-17	7+	23-08-17	25-08-17	NVI	N	N	Y	Y	284
115	ICT	ICT	IB/02/17/052	M	100	02-10-17	7+	07-11-17	09-11-17	EV	Y	Y	Y	Y	189
116	ICT	ICT	IB/02/17/051	F	18	20-10-17	7+	08-11-17	10-11-17	EV	N	Y	Y	Y	171
117	ICT	ICT	IB/02/17/065	M	46	04-11-17	7+	29-12-17	30-12-17	VACC	Y	N	Y	Y	156
118	BAJOUR	KHAR	FT/33/17/126	M	36	25-09-17	7+	LATE NOTIFIED			Y	Y	Y	Y	196
119	FR BANNU	FR BANNU	FT/69/17/024	M	48	22-10-17	7+	DIED BEFORE STOOL			Y	N	Y	DIED	169

\* Afp.rec Data as of 09-04-2018

€ Based on recall of parents

60 days Follow-up not done

FUP = Residual Weakness at 60 days follow up.