



**World Health
Organization**

**Weekly
AFP Surveillance Update
Pakistan**

Week 07 (*Ended on 17th February, 2018*)

National Surveillance Cell

World Health Organization Country Office,
Chak Shahzad, Park Road,
Islamabad, Pakistan


Tel: +92-51 9255123 / 9255282 /9255184

AFP Surveillance



<http://www.emro.who.int/pak/information-resources>

AFP Case Profile, 2017*



Total AFP Cases Reported = 10200
^ 455 Inadequate cases not due for FUP
^ 01 case Pending in the Lab
^ 297 AFP Cases pending for classification by ERC

* Afp.rec Data as of 19-02-2018

Table 1.1: List of Confirmed Polio Cases, Pakistan 2017* (1/1)

S.NO.	PROVINCE/ REGION	DISTRICT	TEHSIL	EPID NO.	SEX	AGE (m)	DATE ONSET OF PARALYSIS	NO. OPV DOSES (based on parents recall)		FEVER	Asymmetric Paralysis	Rapid Progression	REFUSAL	WPV TYPE	GENETICS
								Routine	SIA's						Cluster
01	PUNJAB	LODHRAN	DUNYAPUR	PB/64/17/008	M	4	28-Jan-17	2	5	Y	Y	Y	N	NSL1	R4B1C2
02	GBALTISTAN	DIAMIR	THORE HUDUR	GB/31/17/002	M	12	13-Feb-17	0	0	Y	Y	Y	N	NSL1	R4B5C4
03	BALUCHISTAN	KABDULAH	CHAMAN	BN/14/17/024	M	18	11-June-17	0	3	Y	Y	Y	N	NSL1	R4B5C3
04	SINDH	KHGIQBAL	G-IQBAL	SD/65/17/018	M	7	11-Aug-17	3	1	Y	N	Y	N	NSL1	R4B5C4
05	KPAKHTUNKHWA	LAKKIMRWT	LAKKIMRWT	KP/62/17/025	F	24	21-Aug-17	3	7+	Y	Y	Y	N	NSL1	R4B1C1
06	SINDH	KHIGADAP	GADAP	SD/63/17/051	M	5	09-Nov-17	0	3	Y	Y	Y	Y	NSL1	R4B5C4
07	BALUCHISTAN	ZHOB	ZHOB	BN/21/17/019	M	24	15-Nov-17	0	0	N	Y	N	Y	NSL1	R4B5C4
08	BALUCHISTAN	KABDULAH	GULISTAN	BN/14/17/045	M	12	13-Nov-17	0	0	Y	Y	Y	Y	NSL1	R4B5C4

* Afp.rec Data as of 19-02-2018

Table 3: Urgent/ITD Pending Cases (1/1)

S. #	Basic information									OPV doses				Urgent		Prov Diagnosis	Lab update			Remarks	
	District	Tier	Tehsil	Union council	Epid number	Date of Onset	Age (M)	Sex	Date of 1st stool	Stool Adeq	RI	SAs	Last 6 SAs	Last dose	Field		NSC ‡	Lab No.	Days Inoc		Culture update
Isolates pending for ITSD																					
1	SUDNOTI		PLANDRI	JHANDA BAGLA	AJ/57/18/005	14-Jan-18	15	F	08-Feb-18	N	3	7+	6		N	N	MMOSIS	1104	4	L20B+	
2	KABDULAH	1	GULUSTAN	GULUSTAN-2	BN/14/18/003-C1		30	M	05-Feb-18	-	-	-		N	-	-		1207	4	L20B+	
3	KABDULAH *	1	GULUSTAN	GULUSTAN-2	BN/14/18/004-C1		24	M	08-Feb-18	-	-	-		N	-	-		1243		L20B+	
4	TANK	1	TANK	SHEIKH UTTAR	KP/63/18/003	31-Jan-18	36	F	04-Feb-18	Y	0	7	6	15-Jan-18	N	N	STROKE	1046	8	L20B+	
5	MULTAN	3	MULTAN URBAN	GLASS FACTORY	PB/61/18/014	25-Jan-18	36	M	31-Jan-18	Y	3	7+	6	15-Jan-18	N	N	PARAPARESIS	945	6	L20B+	
6	MIANWALI	4	PIPLAN	KHOLA	PB/43/18/008	07-Jan-18	56	M	04-Feb-18	N	3	7+	3	18-Jan-18	N	N	TRAUMA (UNNOTICED)	959	8	L20B+	
7	OKARA	4	DEPALPUR	DEPALPUR CITY-	PB/34/18/010	02-Feb-18	27	F	04-Feb-18	Y	3	7+	6	15-Jan-18	N	N	HYPOKALEMIC PARALYSIS	1066	8	L20B+	
Reported urgent (by field / NSC‡ criteria)																					
8	KABDULAH	1	GULUSTAN	GULUSTAN-2	BN/14/18/003	24-Jan-18	13	M	05-Feb-18	Y	0	7	6	18-Jan-18	Y	N	POLIO MYELITIS			UP	Index of C-1
9	KABDULAH *	1	GULUSTAN	GULUSTAN-2	BN/14/18/004	03-Feb-18	6	M	07-Feb-18	Y	0	0	0		Y	Y	PARAPLEGIA			UP	Index of C-1

* New addition § New results #Data not available ‡ NSC Criteria = Fever, Rapid Progress, Age < 48 months and OPV Doses < 7 UP = Under process
 Urgent (Field/NSC) / Inadequate specimens / Age 12-35 months / Zero OPV dose † Pending for genomic sequencing

Point in time comparison of Polio Cases by Province/Region 2016 - 2017*

Region/ Province	No. of polio cases		No. of infected districts/towns		Most recent polio case
	2016	2017	2016	2017	
Khyber Pakhtunkhwa	08	01	06	01	21-Aug-17
Sindh	08	02	05	02	09-Nov-17
Balochistan	02	03	02	02	15-Nov-17
G-Baltistan	0	01	0	01	13-Feb-17
Punjab	0	01	0	01	28-Jan-17
FATA / FR Areas	02	0	01	0	27-Jul -16
Pakistan	20	08	14	07	15-Nov-17

Fifteen additional district / town declared infected based on environmental samples in 2017

* Afp.rec Data as of 19-02-2018

Table 2: LAB Update 2017*

Month of Onset	AFP Cases	No virus isolated	Cases Under Process		Isolated Viruses from stools						
			Culture	ITD	Vaccine viruses		NPEV		Wild	Results within 14 days	
	n	n	n	n	n	%	n	%	n	n	%
January-17	754	597	0	0	56	7	100	13%	1	753	100%
February-17	772	621	0	0	43	6	107	14%	1	771	100%
March-17	825	634	0	0	55	7	136	16%	0	825	100%
April-17	823	590	0	0	45	5	188	23%	0	815	99%
May-17	906	681	0	0	51	6	174	19%	0	900	99%
June-17	669	460	0	0	17	3	191	29%	1	610	91%
July-17	892	572	0	0	23	3	297	33%	0	892	100%
August-17	853	542	0	0	20	2	289	34%	2	851	100%
September-17	854	501	0	0	68	8	285	33%	0	854	100%
October-17	885	604	0	0	56	6	225	25%	0	885	100%
November-17	818	515	0	0	62	8	238	29%	3	815	100%
December-17	887	712	3	0	35	4	137	15%	0	884	100%
Total-2017	9938	7029	3	0	531	5	2367	24%	8	9488	95%
January -18	892	739	15	5	58	7	78	9%	0	875	98%
February -18	120	15	103	2	0	0	2	2%	0	17	14%
Total-2018	1012	754	118	7	58	6	80	8%	0	892	88%

*Data as of 19-02-2018

Environmental Sampling Results, 2016-18*

DISTRICT	2016					2017					2018					Last
	TOTAL	WILD				TOTAL	WILD				TOTAL	WILD				
		n	GRAB	BMFS	TOTAL		n	GRAB	BMFS	TOTAL		n	GRAB	BMFS	TOTAL	
			n	n	n			%	n	n			n	%	n	
LAHORE	62	2	1	3	5%	63	1		1	2%	4			0	0%	18-Dec-17
MULTAN	36	2		2	6%	36	1		1	3%	2			0	0%	9-Jan-17
DGKHAN	33	1		1	3%	36			0	0%	2			0	0%	12-May-16
RAWALPINDI	25	3	1	4	16%	26	6	2	8	31%	1	1		1	100%	10-Jan-18
FAISALABAD	36	1	1	2	6%	23			0	0%	2			0	0%	2-Jul-16
SARGODHA *	1			0		12			0	0%				0		
BAHAWALPUR *	1			0		12			0	0%				0		
CDA	12			0	0%	12	5		5	42%	1	1		1	100%	10-Jan-18
KHIGIQBAL	25	1	1	2	8%	26	5	1	6	23%	2			0		10-Oct-17
KHIGADAP	36	4		4	11%	36	21		21	58%	3			0	0%	12-Dec-17
KHIBALDIA	23	1		1	4%	12	2		2	17%	1			0	0%	3-Nov-17
KHILANDHI	6	1		1	17%	12	7		7	58%	1	1		1	100%	10-Jan-18
KHIKORANGI *	1			0		12	1		1	8%	1			0		16-Oct-17
KHISITE *	1			0		12	5		5	42%	1	1		1	100%	1-Jan-18
SUKKUR	27	2	1	3	11%	32	1	1	2	6%	1			0	0%	19-Sep-17
HYDERABAD	18	1		1	6%	12			0	0%	1			0		5-Jan-16
JACOBABAD	16		3	3	19%	15	3	1	4	27%	1			0	0%	13-Dec-17
SANGHAR *	1			0		12			0	0%	1			0	0%	
DADU *	1			0		12			0	0%	1			0	0%	
KAMBAR *				0		12	1		1	8%	1			0		15-Aug-17
PESHAWAR	39	9	1	10	26%	27	6	2	8	30%	1	1		1	100%	10-Jan-18
DIKHAN	46	1		1	2%	23			0	0%	2			0	0%	16-Jul-16
BANNU *	1			0		12			0	0%				0		
KOHAT *	1			0		10			0	0%	1	1		1	100%	5-Jan-18
CHARSADA *	1			0		12			0	0%	1			0		
MARDAN *	1			0		12			0	0%	1			0		
NOWSHERA *				0		12			0	0%				0		
KABDULAH	24	6		6	25%	24	13		13	54%	3	1		1	33%	1-Jan-18
QUETTA	58	14		14	24%	49	11	1	12	24%	2			0	0%	20-Dec-17
PISHIN	8	4		4	50%	12	5		5	42%	1			0	0%	2-Oct-17
KHUZDAR *	1			0		12			0	0%				0		
LORALAI *	1			0		12	3		3	25%				0		17-Nov-17
ZHOB *	1			0		12	1		1	8%				0		18-Dec-17
PAKISTAN	543	53	9	62	11%	654	98	8	106	16%	39	7	0	7	18%	10-Jan-18

* New addition in Env Surveillance Network

* Data as of February 19, 2018

WPV and cVDPV Cases by District in 2017

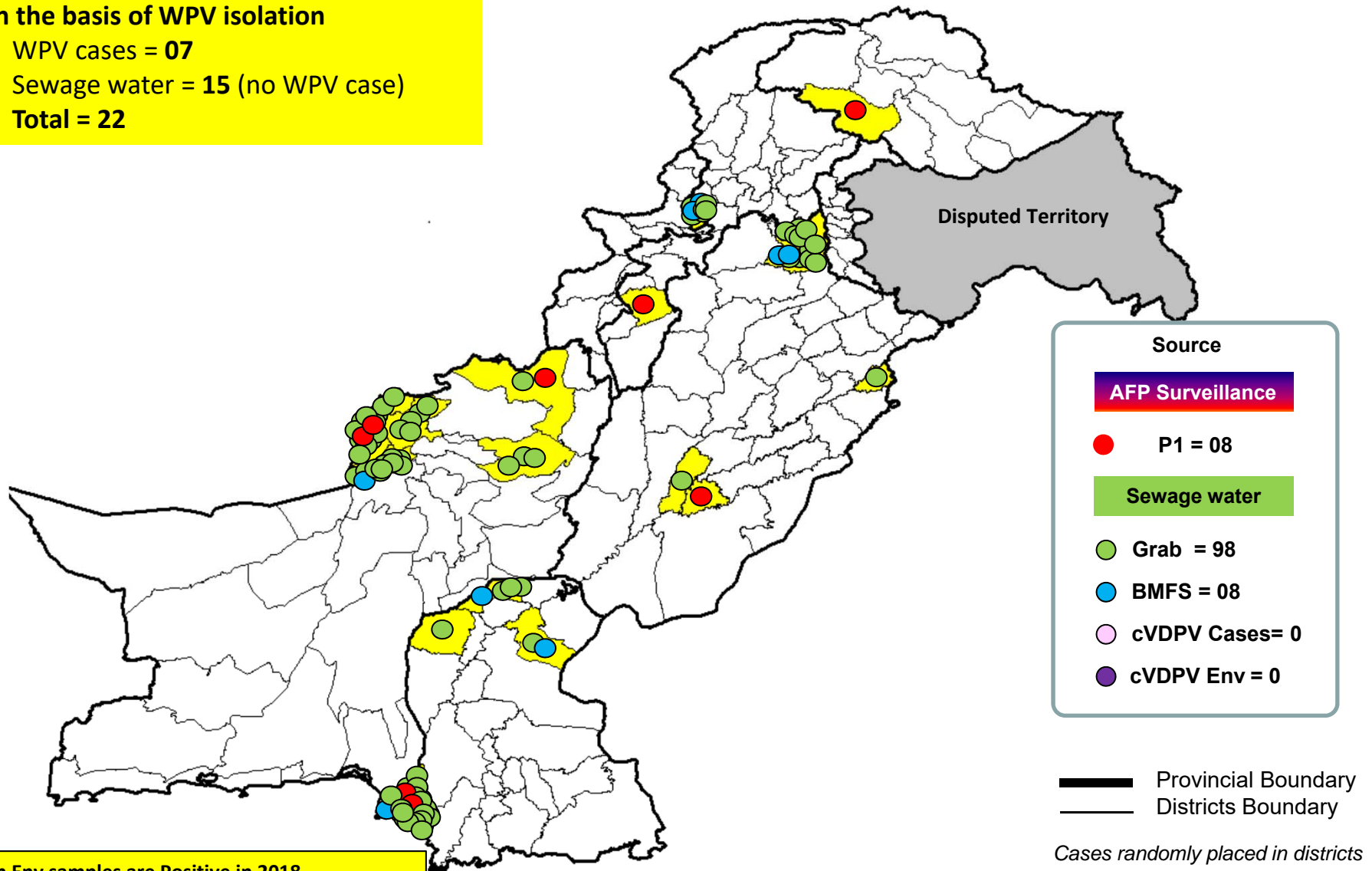
PROVINCE	DISTRICT	WPV Cases		cVDPV Cases	
		Onset of Last Case	Cases	Onset of Last Case	Cases
KPAKHTUNKHWA	LAKKIMRWT	21-Aug	1		
Total		21-Aug	01		
SINDH	KHIGADAP	09-Nov	1		
	KHIGIQBAL	11-Aug	1		
Total		09-Nov	02		
BALOCHISTAN	ZHOB	15-Nov	1		
	KABDULAH	13-Nov	2		
Total		15-Nov	03		
G-Baltistan	DIAMIR	13-Feb	1		
Total		13-Feb	01		
PUNJAB	LODHRAN	28-Jan	1		
Total		28-Jan	01		
PAKISTAN		15-Nov	08		

Map 2: Wild Polio virus isolates and cVDPV, 2017*

Infected districts/Towns/Agencies/Areas

On the basis of WPV isolation

- WPV cases = 07
- Sewage water = 15 (no WPV case)
- Total = 22

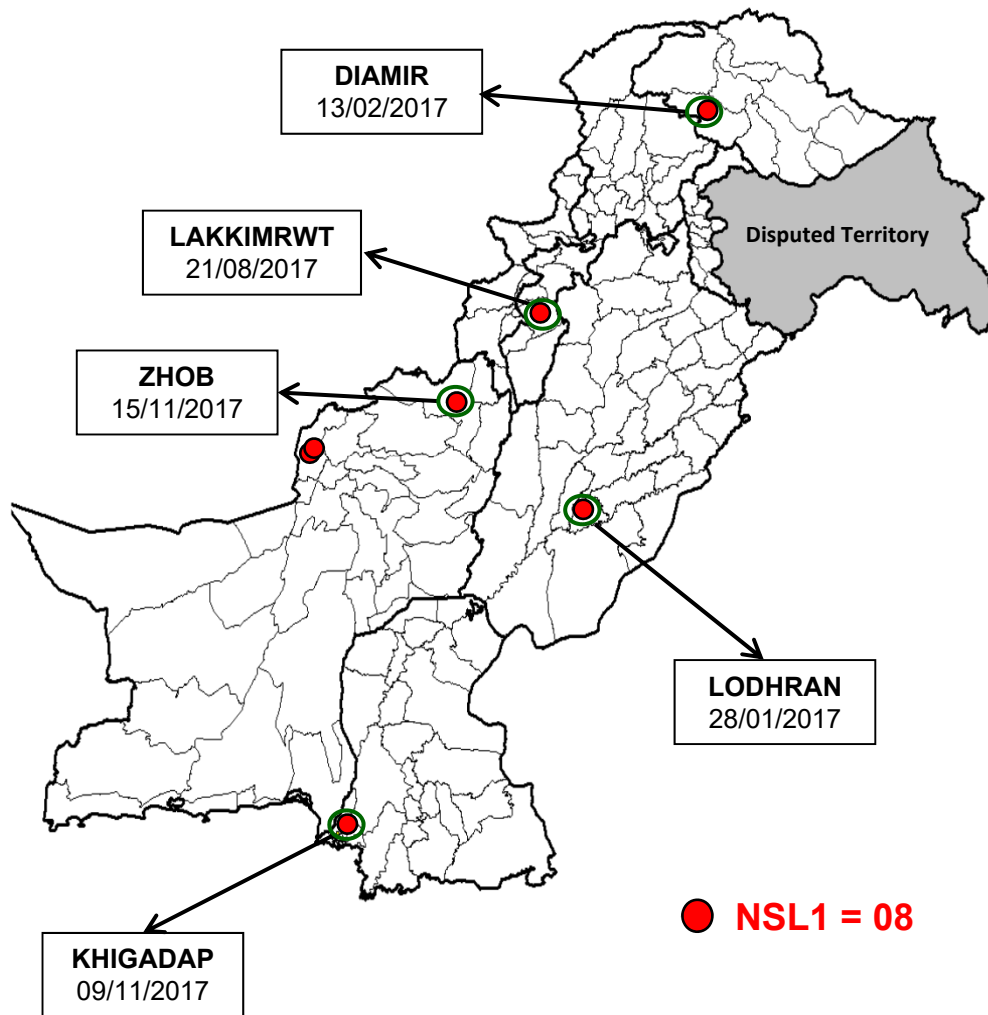


Seven Env samples are Positive in 2018

KHISITE, KHILANDHI, Kabdulah, Kohat, Peshawar, Rawalpindi and Islamabad

Map1: Distribution of Wild Polio Cases Pakistan 2017*

Districts/Towns with Wild Polio Cases = 08



Province/ Country	Date of Last Case		Number of cases 2017	
	P1	P3	P1	P3
FATA	Jul, 2016	Apr, 2012	-	-
KHYBER-PAKHTUNKHWA	Aug, 2017	Oct, 2010	01	-
SINDH	Nov, 2017	Jan, 2010	02	-
BALUCHISTAN	Nov, 2017	Apr, 2010	03	-
PUNJAB	Jan, 2017	Jun, 2010	01	-
AJK	Jun, 2000	Jun, 2000	-	-
GILGIT-BALTISTAN	Feb, 2017	-	01	-
ISLAMABAD	Sep, 2008	Sep, 2008	-	-
PAKISTAN	Nov, 2017	Apr, 2012	08	-

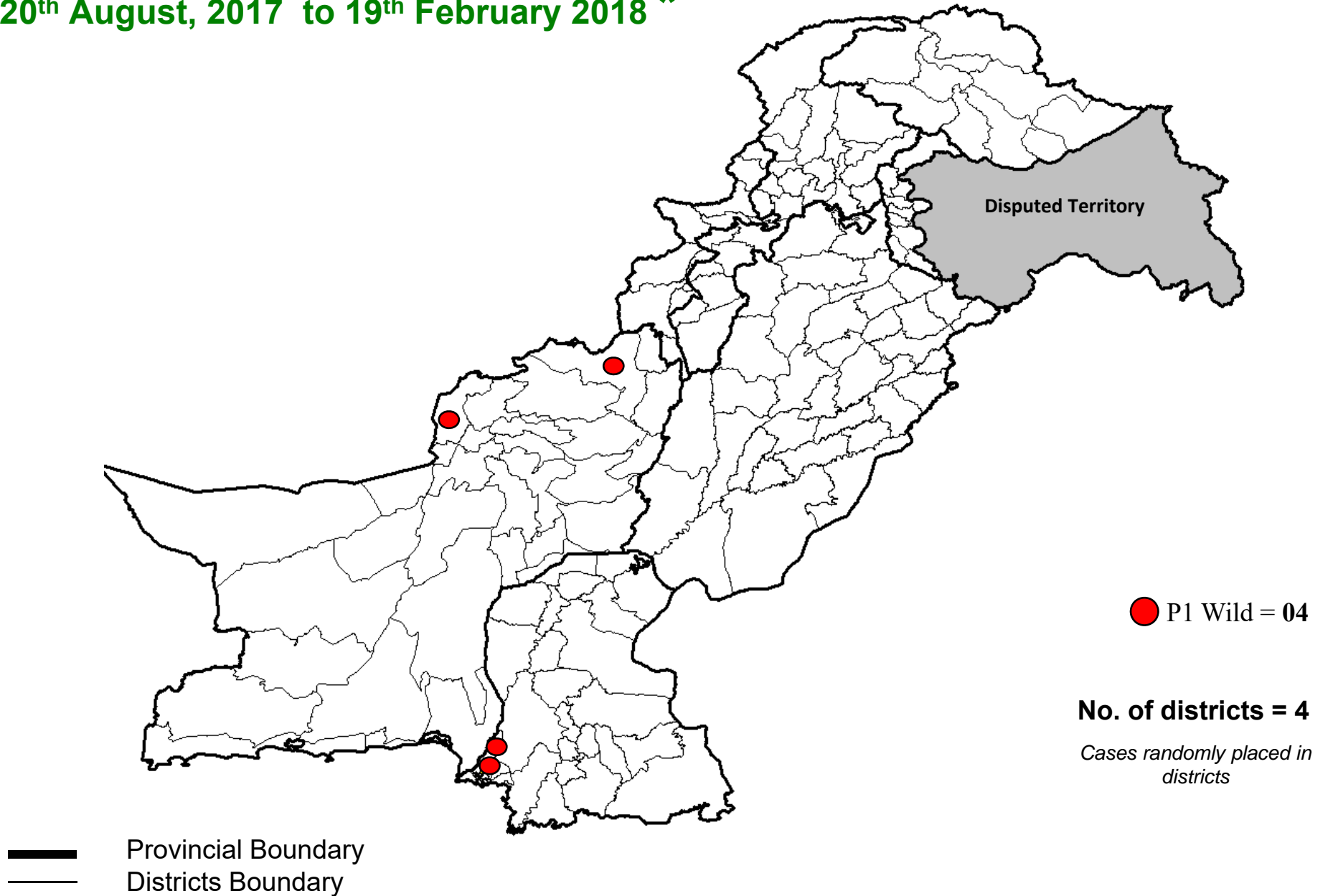
- District with last polio case in province
- Provincial Boundary
- Districts Boundary

Cases randomly placed in districts

* Afp.rec Data as of 19-02-2018

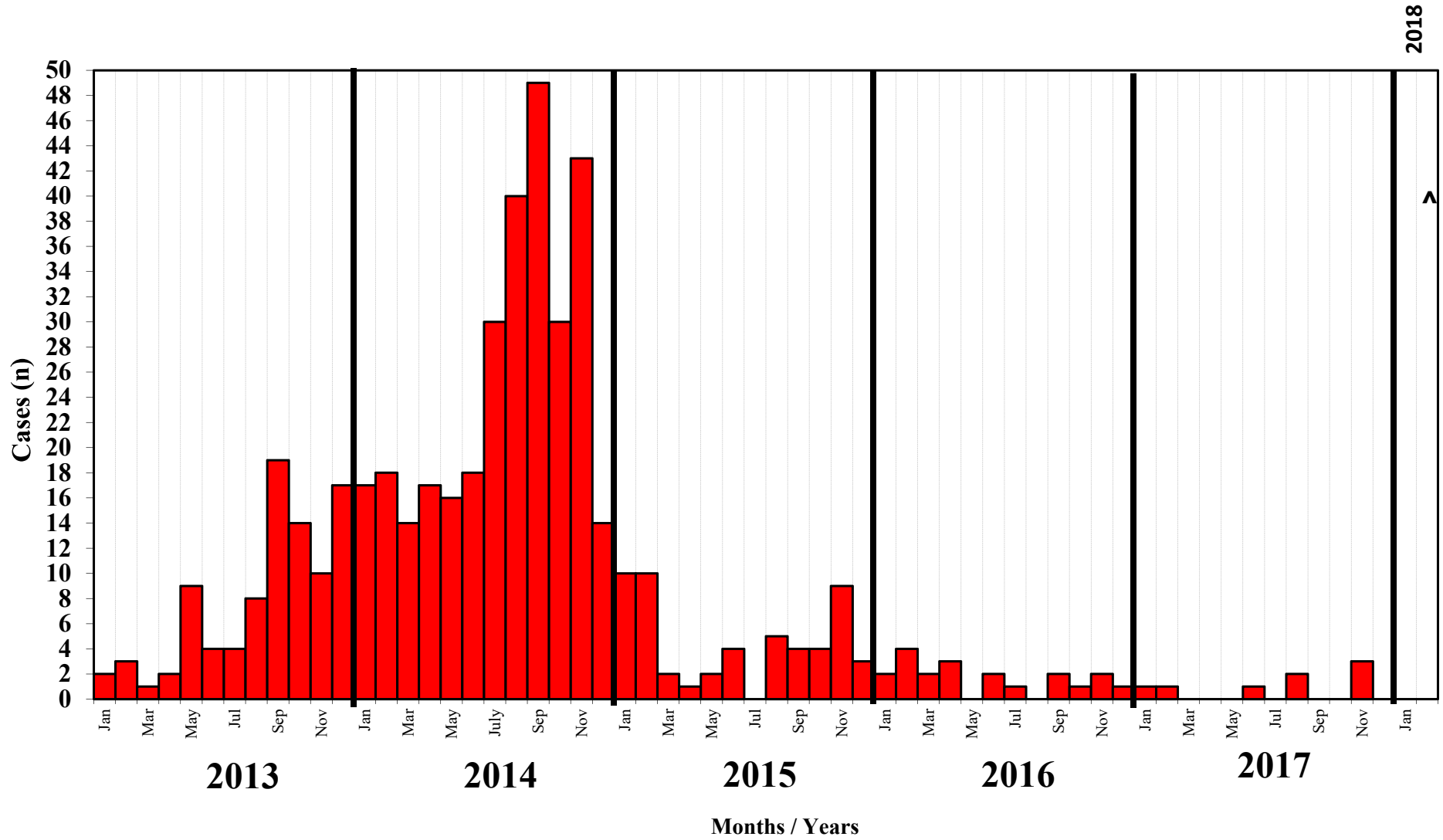
Map 3: Wild Polio cases in the last 6 months

20th August, 2017 to 19th February 2018 *



* Afp.rec Data as of 19-02-2018

Confirmed Polio Cases 2013-2018*

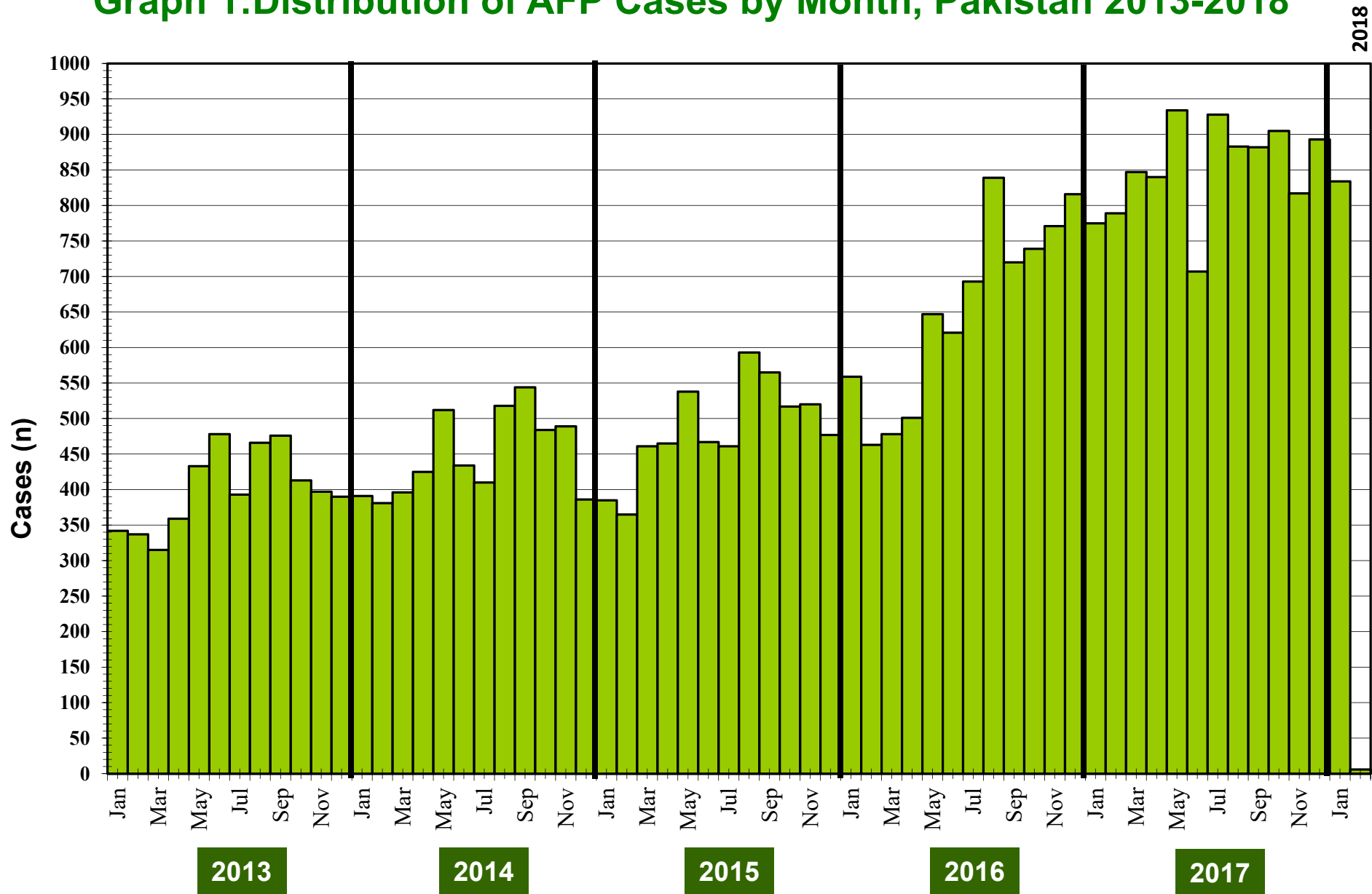


* Afp.rec Data as of 19-02-2018

■ NSL1

^ Data incomplete

Graph 1: Distribution of AFP Cases by Month, Pakistan 2013-2018*



* Afp.rec Data as of 19-02-2018

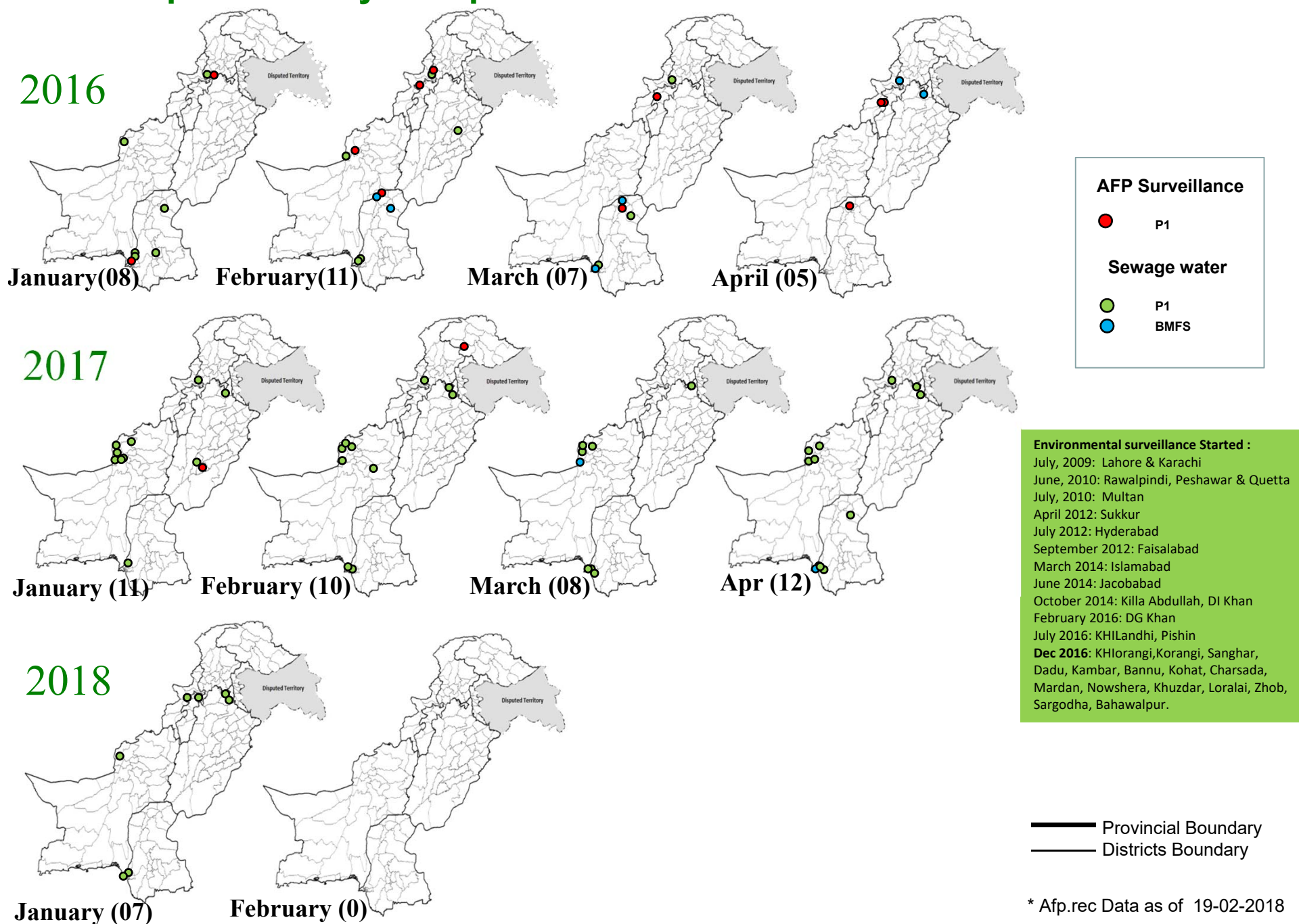
**Table 4: Distribution of AFP Cases By Week of Onset ^
Pakistan- 2017-2018* [Week number / Ending on]**

PROVINCE	W 43 28 Oct 2017	W 44 04 Nov 2017	W 45 11 Nov 2017	W 46 18 Nov 2017	W 47 25 Nov 2017	W 48 03 Dec 2017	W 49 09 Dec 2017	W 50 16 Dec 2017	W 51 23 Dec 2017	W 52 30 Dec 2017	W 01 06 Jan 2017	W 02 13 Jan 2017	W 03 20 Jan 2017	W 04 27 Jan 2017	W 05 03 Feb 2017
PUNJAB	70	55	62	83	74	82	86	119	107	70	84	98	104	63	23
SINDH	50	50	36	59	53	32	32	45	43	28	35	46	54	38	4
FATA	9	7	11	15	16	12	11	9	14	7	14	18	25	6	0
BALUCHISTAN	12	7	11	10	12	1	14	10	11	5	15	9	15	4	3
AJK	4	5	4	4	1	5	3	1	2	8	6	3	4	3	0
GILGIT BILTISTAN	1	0	0	2	1	0	1	1	3	2	0	4	2	0	0
ISLAMABAD	3	3	4	0	1	0	1	2	8	3	2	2	5	2	0
KPAKHTUNKHWA	52	56	41	39	45	35	38	62	41	36	40	44	37	20	7
PAKISTAN	201	183	169	212	203	167	186	249	229	159	196	224	246	136	37

* Afp.rec & Afplab.rec: Data as of 19-02-2018

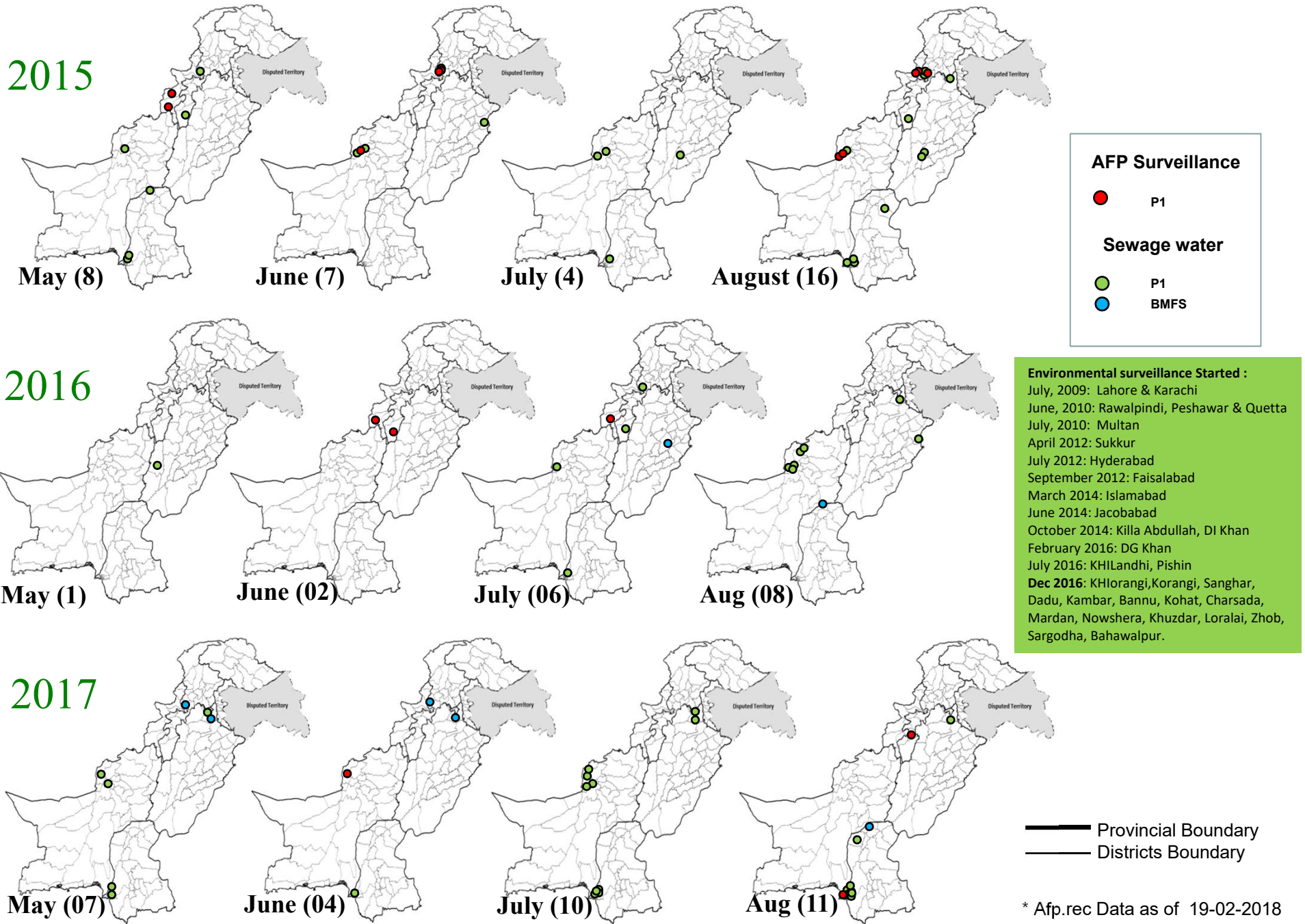
^ MMWR Epidemiological Weeks

Map 4: Monthly Comparison of Polio Cases/Isolates 2016-2018*



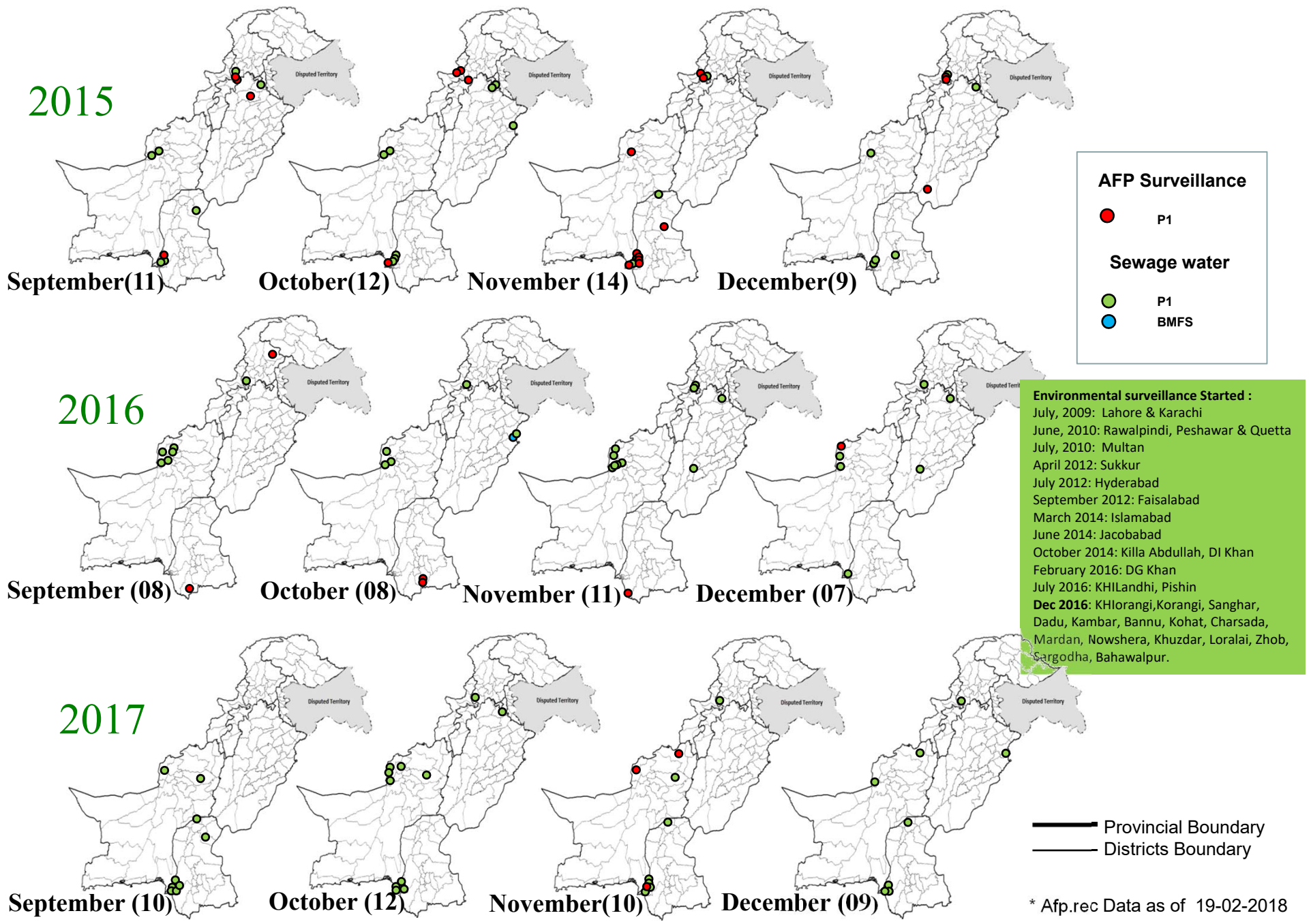
* Afp.rec Data as of 19-02-2018

Map 4.1: Monthly Comparison of Polio Cases/Isolates 2015-2017*



* Afp.rec Data as of 19-02-2018

Map 4.2: Monthly Comparison of Polio Cases/Isolates 2015-2017*



* Afp.rec Data as of 19-02-2018

Table 5: Polio Eradication Update, Pakistan 2015-2017*

Province/Region	Polio 1		
	2015	2016	2017
FATA	16	02	-
KP	17	08	01
SINDH	12	08	02
PUNJAB	02	-	01
BALUCHISTAN	07	02	03
AJK	-	-	-
Gilgit-Baltistan	-	-	01
ISLAMABAD	-	-	-
PAKISTAN	54	20	08

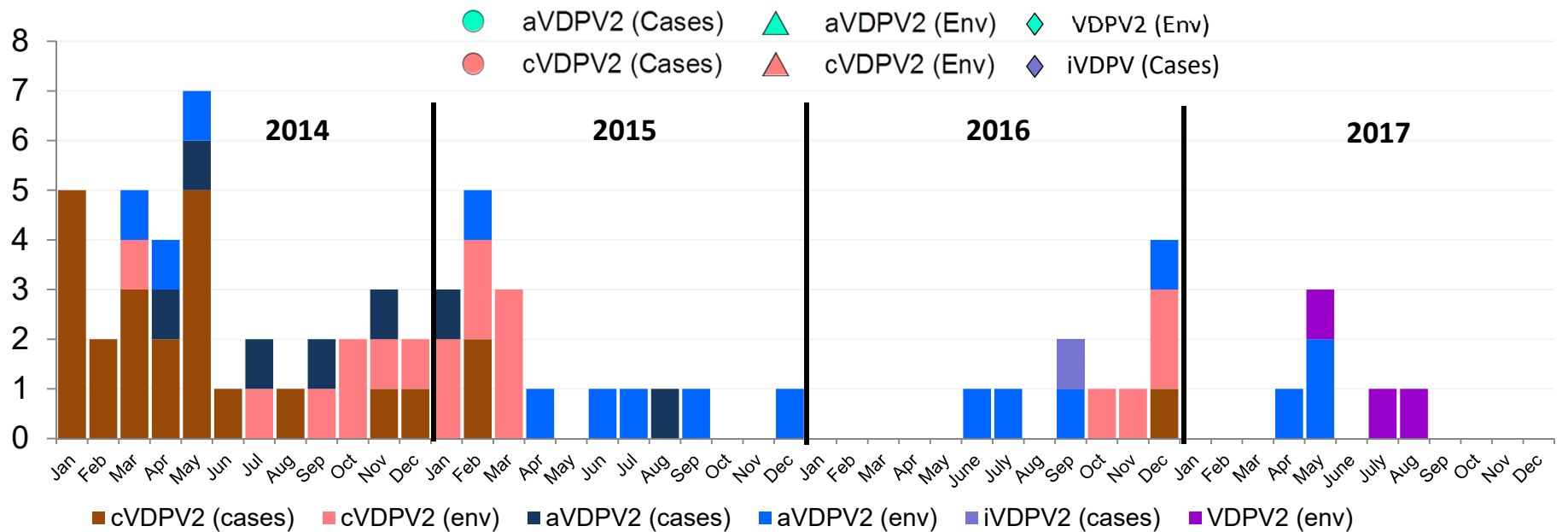
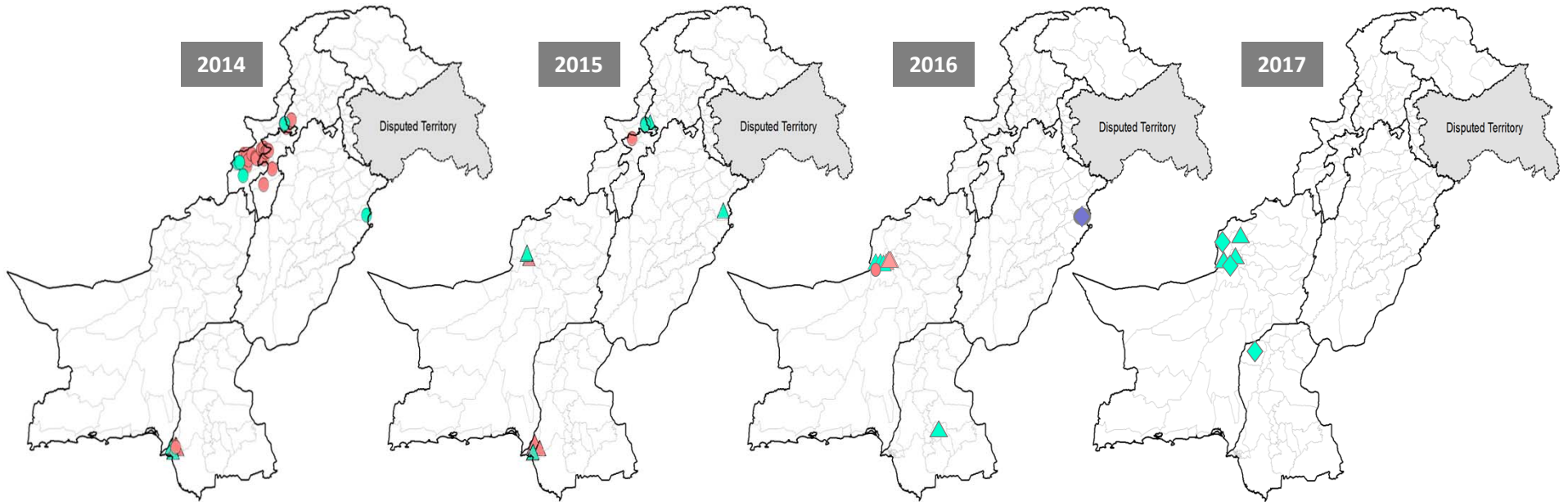


* Afp.rec Data as of 19-02-2018

VDPV2 isolates, 2013 to 2017*

DISTRICT	2013		2014				2015				2016						2017											
	aVDPV-2		cVDPV-2		aVDPV-2		cVDPV-2		aVDPV-2		cVDPV-2		aVDPV-2		iVDPV-2		cVDPV-2		VDPV 2		aVDPV-2		iVDPV-2		cVDPV-2		VDPV 2	
	Cases	Env	Cases	Env	Cases	Env	Cases	Env	Cases	Env	Cases	Env	Cases	Env	Cases	Env	Cases	Env	Env	Cases	Env	Cases	Env	Cases	Env	Env		
JAFARABAD		1																										
MASTUNG		1																										
PISHIN																									1			
QUETTA								2	1				3			1	4							2			1	
KABDULAH																											1	
BALOCHISTAN		2						2	1				3			1	4							3			2	
FR BANNU							8																					
KHYBER					1	2		1	1																			
MOHMAND		1																										
WAZIR-N		41			2	7																						
WAZIR-S					1																							
FATA		42			4	17		1	1																			
BANNU						1																						
HANGU									1																			
LAKKIMRWT						1																						
PESHAWAR						1		1																				
KPAKHTUNKHWA						3		1	1																			
LAHORE					1			1						1														
PUNJAB					1			1						1														
KAMBAR																											1	
KHIGADAP		4	2		2	1	7				6																	
KHIGIQBAL					1				2																			
KHIGULBERG								1																				
HYDERABAD														1														
SINDH		4	2		3	1	7	1	2	6			1														1	
PAKISTAN		48	2		5	3	21	7	2	6	2	7		4	1		1	4						3			3	

VDPV isolates (Cases + ES), 2014 – 2017*



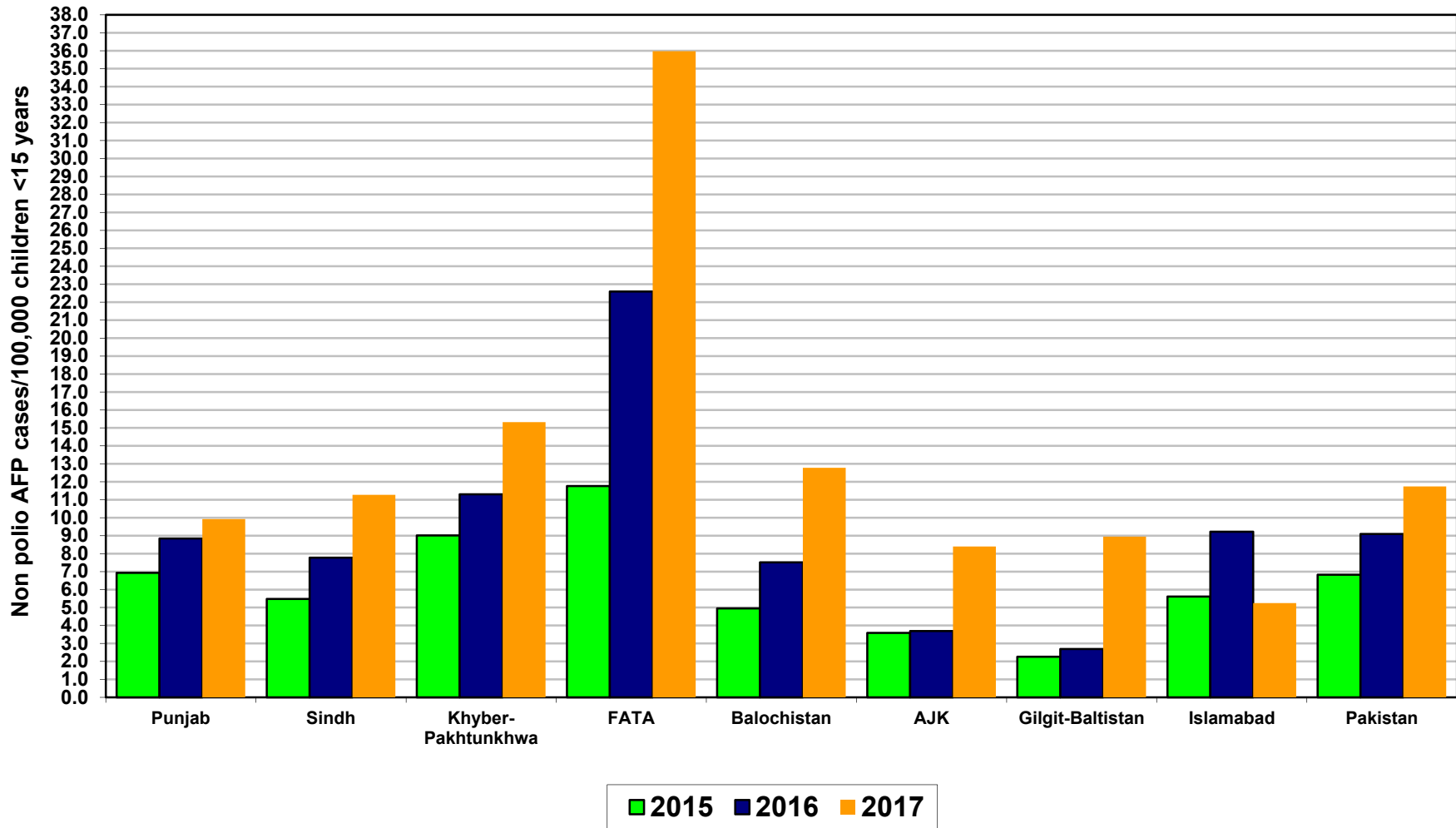
* Afp.rec Data as of 19-02-2018

Table 6: Vaccination status of non polio AFP cases age 6-59 months 2015-2017*

REGION	0 dose			1-2 doses			3 doses			4-6 doses			7+ doses		
	15	16	17	15	16	17	15	16	17	15	16	17	15	16	17
Central Punjab	0%	0%	0%	0%	0%	0%	0%	1%	1%	3%	3%	3%	96%	97%	96%
North Punjab	0%	0%	0%	0%	0%	0%	1%	0%	1%	3%	2%	2%	95%	98%	97%
South Punjab	0%	0%	0%	0%	0%	0%	1%	0%	0%	2%	2%	2%	97%	98%	98%
PUNJAB	0%	0%	0%	0%	0%	0%	0%	0%	1%	3%	2%	2%	96%	97%	97%
Karachi	2%	0%	0%	3%	1%	1%	1%	1%	1%	5%	5%	7%	89%	93%	91%
North Sindh	0%	0%	0%	1%	0%	0%	1%	0%	0%	8%	5%	3%	90%	94%	97%
South Sindh	0%	0%	0%	1%	1%	0%	1%	1%	1%	7%	6%	4%	91%	92%	96%
SINDH	0%	0%	0%	1%	1%	0%	1%	1%	0%	7%	5%	4%	90%	93%	95%
Central Khyber Pakhtunkhwa	1%	0%	0%	1%	0%	0%	1%	0%	0%	3%	1%	1%	94%	99%	98%
North Khyber Pakhtunkhwa	1%	1%	0%	1%	1%	1%	1%	0%	1%	4%	2%	3%	94%	96%	94%
South Khyber Pakhtunkhwa	1%	0%	0%	1%	1%	2%	2%	1%	2%	11%	1%	4%	83%	96%	92%
Khyber Pakhtunkhwa	1%	0%	0%	1%	1%	1%	1%	0%	1%	5%	1%	3%	91%	97%	96%
FATA	3%	0%	0%	3%	2%	0%	4%	1%	1%	7%	10%	8%	84%	88%	91%
Rest of Balochistan	11%	7%	0%	9%	7%	9%	2%	2%	4%	25%	23%	14%	54%	62%	73%
North Balochistan	11%	0%	0%	14%	3%	6%	0%	3%	2%	17%	10%	10%	57%	83%	82%
Quetta Block	3%	1%	0%	15%	1%	2%	9%	4%	3%	12%	10%	8%	61%	83%	87%
BALUCHISTAN	9%	2%	0%	12%	3%	4%	3%	3%	3%	19%	13%	9%	56%	80%	83%
PAKISTAN	1%	0%	0%	1%	1%	1%	1%	1%	1%	5%	4%	4%	92%	95%	95%

* Afp.rec Data as of 19-02-2018

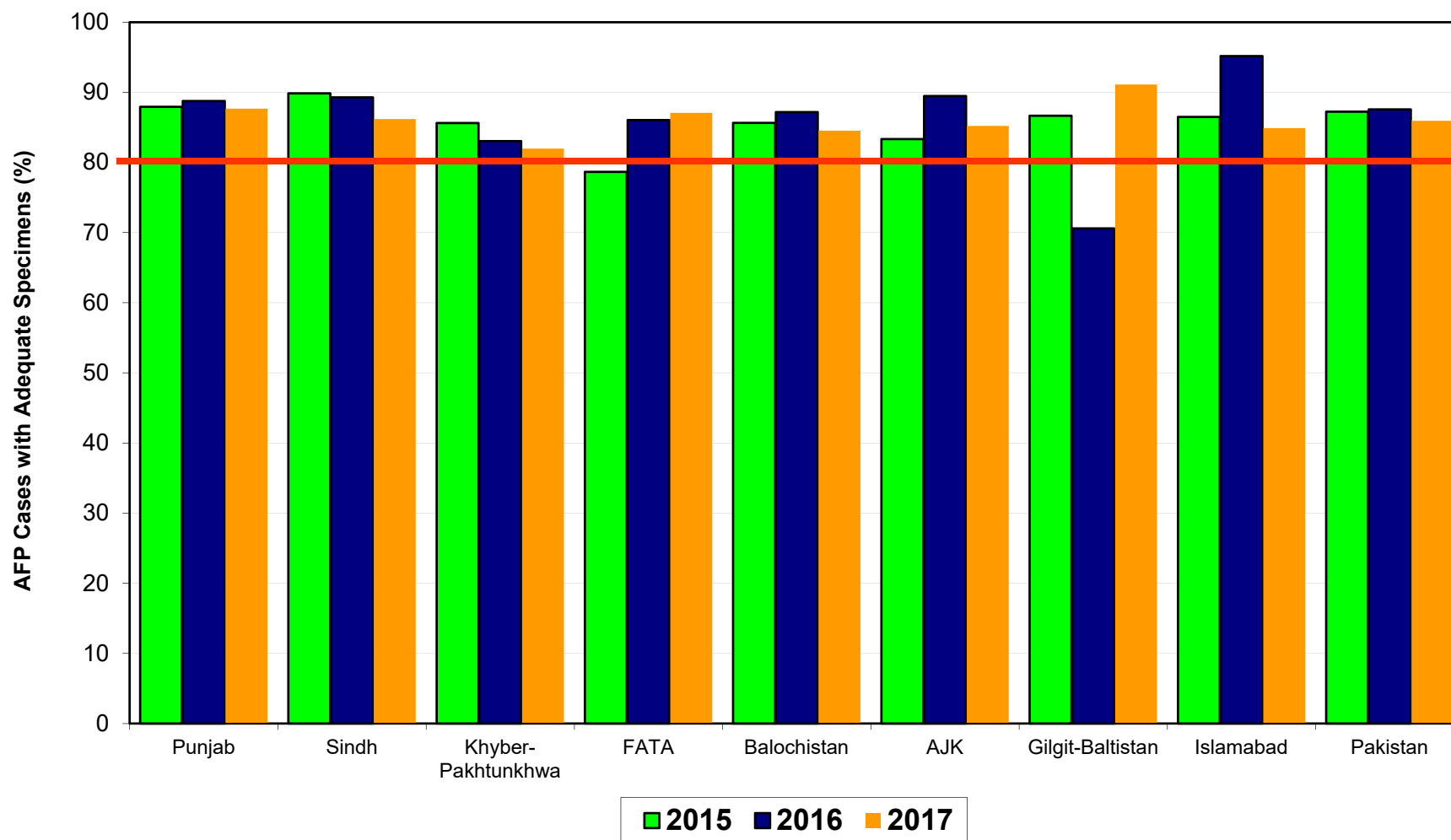
Non Polio AFP Rate By Province/Regions, 2015-2017*



Minimum Target Non-Polio AFP Rate for Tier-1 and Tier-2 districts is 6/100000 < 15 years of the age
 Minimum Target Non-Polio AFP Rate for Tier-3 and Tier-4 districts is 3/100000 < 15 years of the age

* Afp.rec Data as of 19-02-2018

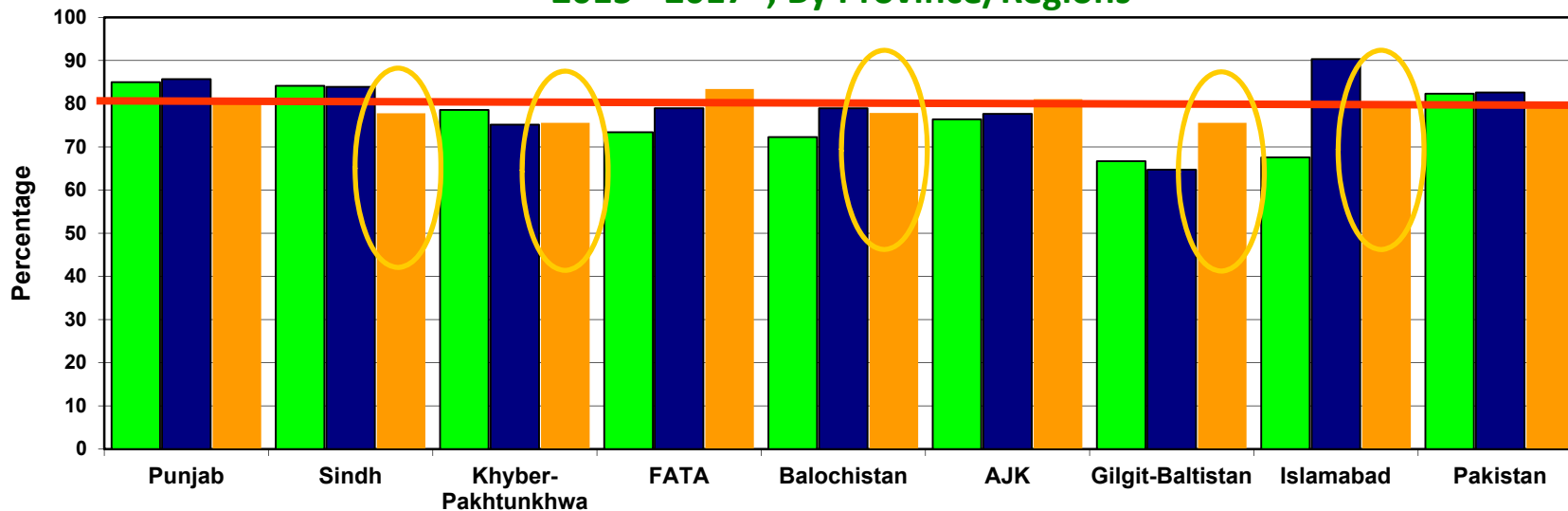
Percent AFP Cases with Adequate Specimens By Province/Regions, 2015-2017*



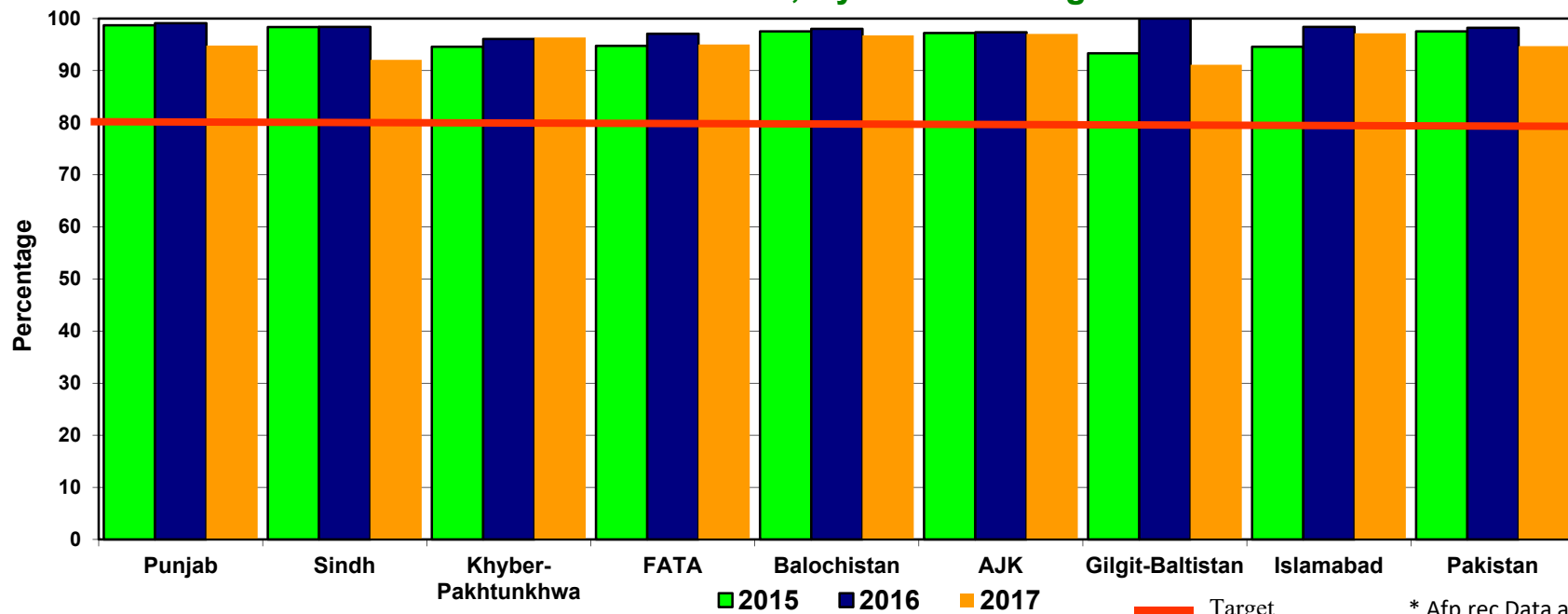
* Afp.rec Data as of 19-02-2018

— Target Adequate Sample cases = 80%

**Graph 5: Percent AFP Cases Notified within 07 days of paralysis onset
2015 - 2017*; By Province/Regions**



**Graph 6: Percent AFP Cases Investigated within 48 hours of notification
2015 ~ 2017*; By Province/Regions**

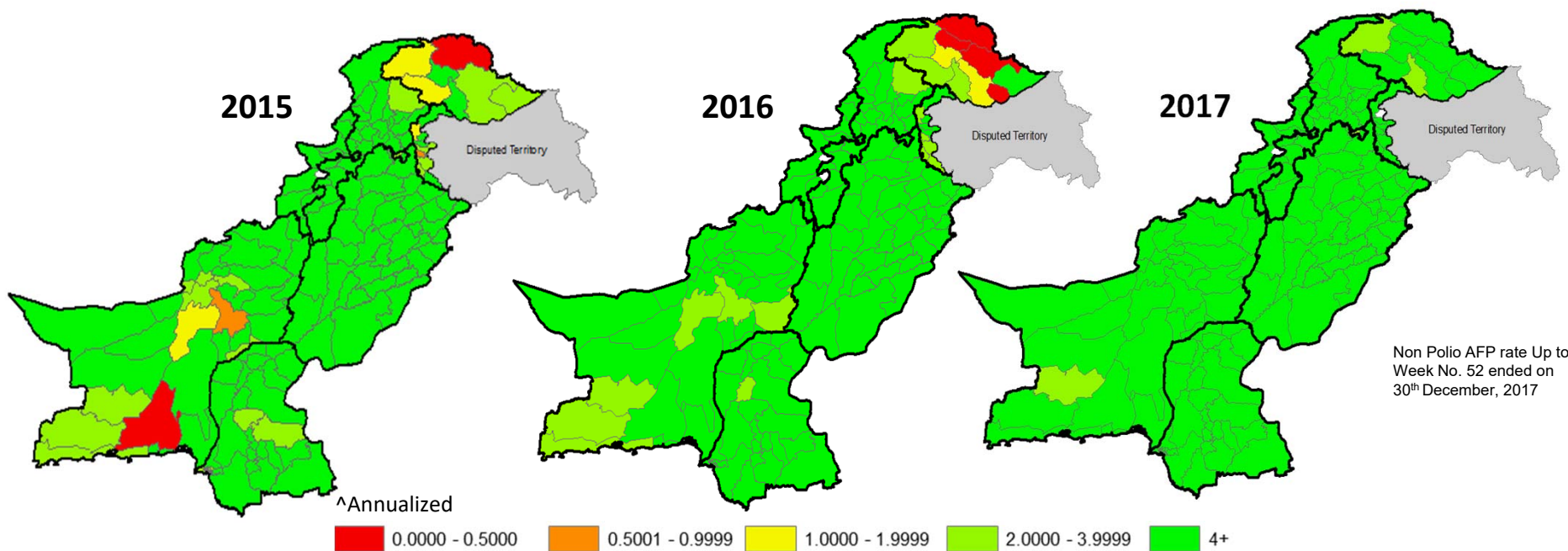


■ 2015 ■ 2016 ■ 2017

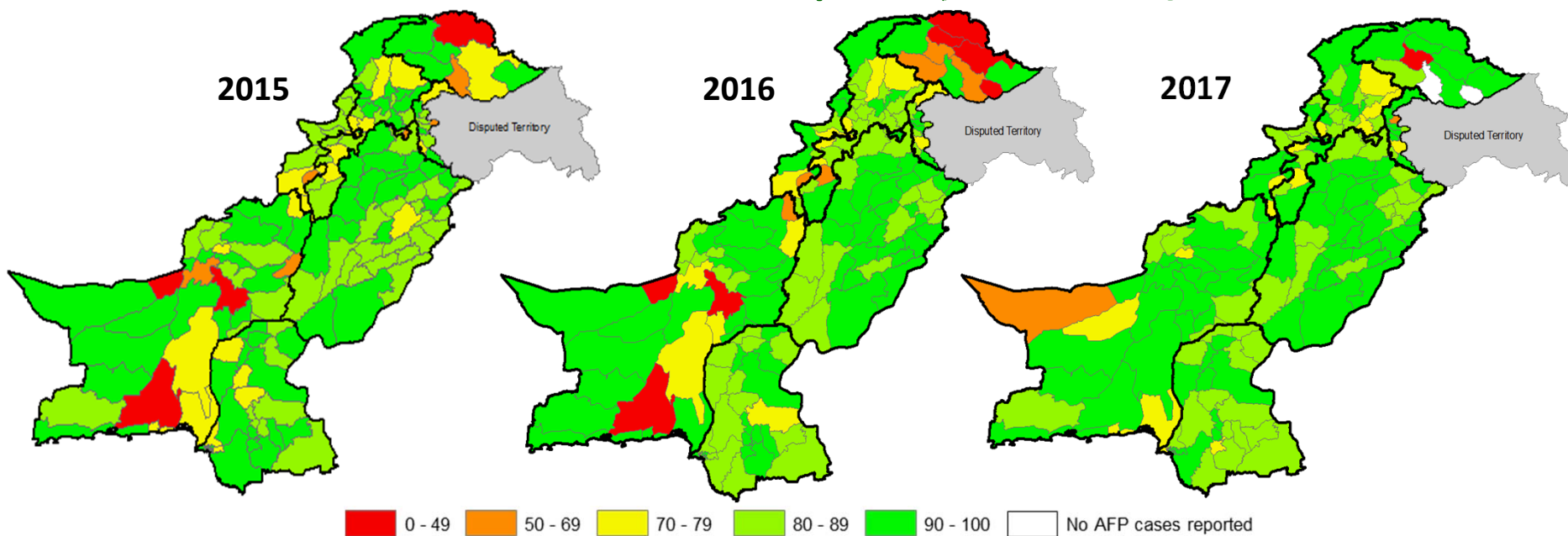
— Target

* Afp.rec Data as of 19-02-2018

Non-Polio ^ AFP Rate by District



Percent AFP Cases with Adequate Specimens, by District



**Table 7.3: AFP CASES PENDING FOR CLASSIFICATION
WITH DATE OF ONSET MORE THAN 90 DAYS* 2017 (1/7)**

S. No	DISTRICT	TEHSIL	EPID	SEX	AGE	DONSET	DOSE€	DSTOOL1	DSTOOL2	LAB	FEVER	ASVM	PROG	FUP	PEND (DAYS)
1	BHAKKAR	BHAKKAR	PB/44/17/035	M	168	24-07-17	7+	12-08-17	13-08-17	NVI	Y	N	Y	Y	210
2	DIRUPPER	DIRUPPER	KP/25/17/0800	M	36	12-09-17	7+	08-10-17	09-10-17	EV	UK	UK	UK		160
3	FR BANNU	FR BANNU	FT/59/17/013	M	108	17-04-17	7+	23-05-17	24-05-17		UK	UK	UK		308
4	GHANCHE	GHANCHE	GB/51/17/007	F	7	19-01-17	7+	27-12-17	28-12-17	NVI	UK	UK	UK		396
5	GHOTKI	GHOTKI	SD/42/17/092	F	24	19-11-17	7+	23-11-17		EV	UK	UK	UK		92
6	GUJRANWALA	GUJRANWALA	PB/21/17/197	M	72	19-10-17	7+	04-11-17	05-11-17	NVI	UK	UK	UK		123
7	GUJRANWALA	GUJRANWALA	PB/21/17/214	M	26	10-11-17	7+	16-12-17	17-12-17	NVI	UK	UK	UK		101
8	GUJRAT	GUJRAT	PB/23/17/111	F	150	14-11-17	7+	25-11-17		NVI	UK	UK	UK		97
9	KAMBAR	KAMBAR	SD/55/17/072	M	48	14-11-17	7+	30-11-17	02-12-17	NVI	UK	UK	UK		97
10	KARAK	KARAK	KP/51/17/071	F	5	19-10-17	7+	02-11-17	03-11-17	VACC	UK	UK	UK		123
11	KARAK	KARAK	KP/51/17/800	M	144	20-11-17	7+				UK	UK	UK		91
12	KHAIRPUR	KHAIRPUR	SD/73/17/096	F	48	04-11-17	7+		LATE NOTIFIED		UK	UK	UK		107
13	KHIBINOASIM	KHIBINOASIM	SD/62/17/043	F	18	10-10-17	7+	24-12-17	25-12-17	NVI	UK	UK	UK		132
14	KHIGADAP	KHIGADAP	SD/63/17/053	M	36	16-10-17	7+	16-11-17	18-11-17	VACC	UK	UK	UK		126
15	KHIGADAP	KHIGADAP	SD/63/17/060	M	23	15-11-17	7+	25-12-17	26-12-17	NVI	UK	UK	UK		96
16	KHIORANGI	KHIORANGI	SD/75/17/033	F	34	30-09-17	7+	27-11-17	29-11-17	EV	UK	UK	UK		142
17	LAHORE	LAHORE	PB/31/17/253	F	84	20-11-17	7+	03-12-17		NVI	UK	UK	UK		91
18	LAHORE	LAHORE	PB/31/17/275	M	4	21-10-17	7+	20-12-17	21-12-17	NVI	UK	UK	UK		121
19	LARKANA	LARKANA	SD/51/17/086	M	96	20-11-17	7+	21-12-17	22-12-17	NVI	UK	UK	UK		91
20	MALAKAND	MALAKAND	PB/20/17/042	M	19	07-09-17	7+		LATE NOTIFIED		UK	UK	UK		165
21	MBDIN	MBDIN	PB/24/17/052	F	60	25-08-17	7+				Y	N	N	Y	178
22	MIANWALI	MIANWALI	PB/43/17/044	M	120	13-07-17	7+	28-07-17	29-07-17	EV	UK	UK	UK		221
23	MIANWALI	MIANWALI	PB/43/17/082	M	36	07-08-17	7+	11-01-18	12-01-18	NVI	Y	Y	Y		196
24	MUZFARGARH	MUZFARGARH	PB/83/17/233	F	120	15-10-17	7+	17-11-17	19-11-17	NVI	UK	UK	UK		127
25	PAKPATTEN	PAKPATTEN	PB/66/17/073	M	18	28-10-17	7+	14-11-17	16-11-17	NVI	UK	UK	UK		114
26	PAKPATTEN	PAKPATTEN	PB/66/17/074	F	72	31-10-17	7+	11-11-17	24-11-17	NVI	UK	UK	UK		111
27	RAJANPUR	RAJANPUR	PB/82/17/120	F	58	26-09-17	7+	28-10-17	30-10-17	VACC	UK	N	Y		146
28	RAJANPUR	RAJANPUR	PB/82/17/133	M	13	25-10-17	7+	26-11-17	27-11-17	EV	UK	UK	UK		117
29	SKARDU	SKARDU	GB/21/17/003	M	72	04-01-17	7+	17-05-17		NVI	UK	UK	UK		411
30	SUKKUR	SUKKUR	SD/41/17/076	M	24	29-10-17	7+		LATE NOTIFIED		Y	Y	Y		113
31	SWAT	SWAT	KP/24/17/131	M	72	19-11-17	7+	06-12-17	08-12-17	NVI	UK	UK	UK		92
32	THARPARKAR	THARPARKAR	SD/33/17/060	M	48	08-11-17	7+	09-12-17	10-12-17	NVI	UK	UK	UK		103
33	BAHAWALPUR	BWP CITY	PB/71/17/102	M	144	10-11-17	7+	24-11-17	27-11-17	EV	UK	UK	UK		101
34	BAHWLNAGAR	BAHAWALNAGAR	PB/73/17/050	M	60	01-07-17	7+		LATE NOTIFIED		N	Y	Y		233
35	BAHWLNAGAR	MINCHANABA	PB/73/17/069	M	27	03-09-17	7+	19-09-17	21-09-17	NVI	Y	Y	Y		169
36	BAHWLNAGAR	MINCHANABA	PB/73/17/072	M	48	15-09-17	7+		DIED BEFORE STOOL		Y	N	Y	DIED	157
37	BAHWLNAGAR	BAHAWALNAGAR	PB/73/17/080	F	46	18-10-17	7+		LATE NOTIFIED		Y	Y	Y		124
38	BAHWLNAGAR	BAHAWALNAGAR	PB/73/17/081	F	24	11-10-17	7+	27-10-17	30-10-17	NVI	N	N	N		131
39	BAHWLNAGAR	CHISHTIAN	PB/73/17/088	M	48	01-11-17	7+	20-11-17	21-11-17	NVI	N	N	Y		110
40	BAHWLNAGAR	CHISHTIAN	PB/73/17/104	M	120	14-10-17	7+		LATE NOTIFIED		UK	UK	UK		128
41	BHAKKAR	BHAKKAR	PB/44/17/043	M	96	07-09-17	7+	23-09-17	24-09-17	NVI	N	N	Y	Y	165
42	CHAKWAL	CHAKWAL	PB/13/17/040	M	66	16-08-17	7+	25-08-17	08-09-17	NVI	Y	N	Y	Y	187

* Afp.rec Data as of 19-02-2018

€ Based on recall of parents

60 days Follow-up not done

FUP = Residual Weakness at 60 days follow up.

**Table 7.3: AFP CASES PENDING FOR CLASSIFICATION
WITH DATE OF ONSET MORE THAN 90 DAYS* 2017 (2/7)**

S. No	DISTRICT	TEHSIL	EPID	SEX	AGE	DONSET	DOSESE	DSTOOL1	DSTOOL2	LAB	FEVER	ASVM	PROG	FUP	PEND (DAYS)
43	CHAKWAL	CHAKWAL	PB/13/17/047	M	12	03-07-17	7+	03-10-17	05-10-17	NVI	Y	Y	UK	Y	231
44	CHAKWAL	KALLAR KAHAR	PB/13/17/063	F	145	06-11-17	7+	LATE NOTIFIED			N	N	Y		105
45	CHINIOT	CHINIOT	PB/54/17/045	M	48	09-10-17	7+	23-10-17		EV	Y	Y	Y		133
46	DGKHAN	DG KHAN	PB/81/17/129	F	120	02-08-17	7+	LATE NOTIFIED			Y	Y	Y		201
47	DGKHAN	DG KHAN	PB/81/17/146	M	120	27-08-17	7+	11-09-17	23-09-17	NVI	N	N	Y	Y	176
48	DGKHAN	TAUNSA	PB/81/17/148	M	9	07-08-17	7+	07-09-17	08-09-17	EV	Y	Y	Y	Y	196
49	DGKHAN	DG KHAN	PB/81/17/175	M	18	20-07-17	7+	LATE NOTIFIED			Y	Y	Y	Y	214
50	DGKHAN	DG KHAN	PB/81/17/178	M	20	09-08-17	7+	LATE NOTIFIED			Y	N	Y	Y	194
51	DGKHAN	DG KHAN	PB/81/17/181	M	30	08-10-17	7+	26-10-17	27-10-17	NVI	N	N	Y		134
52	DGKHAN	DG KHAN	PB/81/17/193	F	48	03-09-17	7+	LATE NOTIFIED			Y	Y	Y		169
53	DGKHAN	DG KHAN	PB/81/17/204	M	3	24-09-17	4	LATE NOTIFIED			Y	Y	Y		148
54	FAISALABAD	JARANWALA	PB/51/17/146	M	162	23-05-17	3	LATE NOTIFIED			Y	Y	UK	Y	272
55	FAISALABAD	TANDLIANWALA	PB/51/17/151	M	84	28-07-17	7+	14-08-17	16-08-17	EV	N	N	Y	Y	206
56	FAISALABAD	JARANWALA	PB/51/17/191	M	84	12-09-17	7+	LATE NOTIFIED			N	N	Y		160
57	FAISALABAD	FSD CITY	PB/51/17/198	F	108	03-09-17	7+	22-09-17	23-09-17	EV	Y	N	Y		169
58	FAISALABAD	FSD SADAR	PB/51/17/201	F	20	22-07-17	7+	LATE NOTIFIED			N	Y	UK	Y	212
59	FAISALABAD	JARANWALA	PB/51/17/203	M	39	02-09-17	7+	28-09-17	29-09-17	EV	Y	Y	Y		170
60	FAISALABAD	SAMUNDRI	PB/51/17/208	F	30	10-09-17	7+	10-10-17	11-10-17	NVI	Y	N	N		162
61	FAISALABAD	FSD SADAR	PB/51/17/209	M	11	04-08-17	7+	LATE NOTIFIED			N	Y	Y		199
62	FAISALABAD	FSD CITY	PB/51/17/215	M	166	13-10-17	7+	23-10-17		NVI	N	N	Y	DIED	129
63	GUJRANWALA	AROOP TOWN	PB/21/17/125	F	18	26-06-17	7+	01-07-17		NVI	Y	Y	Y	DIED	238
64	GUJRANWALA	K.S PUR TOWN	PB/21/17/163	M	18	02-08-17	7+	07-09-17	08-09-17	EV	Y	N	Y	Y	201
65	GUJRANWALA	WAZIRABAD TOWN	PB/21/17/164	F	144	17-08-17	7+	10-09-17	12-09-17	EV	N	Y	Y	Y	186
66	GUJRANWALA	AROOP TOWN	PB/21/17/165	F	33	01-08-17	7+	10-09-17	11-09-17	NVI	Y	N	N	Y	202
67	GUJRANWALA	WAZIRABAD TOWN	PB/21/17/171	M	96	09-08-17	7+	16-09-17	18-09-17	NVI	N	Y	Y	Y	194
68	GUJRANWALA	K.S PUR TOWN	PB/21/17/184	F	147	20-09-17	7+	15-10-17	16-10-17	NVI	Y	Y	Y		152
69	GUJRANWALA	N.VIRKAN TOWN	PB/21/17/186	M	96	28-09-17	7+	18-10-17	19-10-17	NVI	N	Y	Y		144
70	GUJRANWALA	N.VIRKAN TOWN	PB/21/17/191	M	60	19-09-17	7+	21-10-17	22-10-17	NVI	N	Y	Y		153
71	GUJRANWALA	N.VIRKAN TOWN	PB/21/17/192	M	120	15-08-17	7+	LATE NOTIFIED			Y	Y	Y		188
72	GUJRANWALA	WAZIRABAD TOWN	PB/21/17/204	M	59	15-11-17	7+	LATE NOTIFIED			Y	Y	Y		96
73	GUJRAT	KHARIAN	PB/23/17/075	M	144	06-08-17	7+	11-08-17		NVI	N	N	Y	DIED	197
74	GUJRAT	KHARIAN	PB/23/17/087	M	42	18-07-17	7+	12-09-17	13-09-17	EV	Y	Y	Y	Y	216
75	GUJRAT	KHARIAN	PB/23/17/097	M	99	11-09-17	5	06-10-17	07-10-17	NVI	N	Y	Y		161
76	GUJRAT	KHARIAN	PB/23/17/101	M	120	11-10-17	7+	26-10-17	02-11-17	NVI	N	N	Y		131
77	GUJRAT	GUJRAT	PB/23/17/118	F	108	13-11-17	7+	01-12-17	03-12-17	NVI	UK	UK	UK		98
78	HAFIZABAD	PINDI BHATTIAN	PB/22/17/053	F	156	28-07-17	7+	10-08-17	12-08-17	NVI	N	N	Y	Y	206
79	HAFIZABAD	PINDI BHATTIAN	PB/22/17/060	F	36	18-08-17	7+	25-08-17		NVI	Y	N	Y	DIED	185
80	HAFIZABAD	HAFIZABAD	PB/22/17/064	F	9	17-08-17	7+	09-09-17	10-09-17	NVI	Y	Y	N	Y	186
81	HAFIZABAD	HAFIZABAD	PB/22/17/075	F	1	29-10-17	2	09-12-17	11-12-17	VACC	N	Y	Y		113
82	HAFIZABAD	HAFIZABAD	PB/22/17/077	M	62	18-11-17	7+	13-12-17	14-12-17	NVI	Y	N	Y		93
83	JHANG	JHANG	PB/53/17/069	F	60	07-08-17	7+	24-08-17	26-08-17	EV	Y	Y	Y		196
84	JHANG	18-HAZARI	PB/53/17/082	M	168	29-08-17	7+	DIED BEFORE STOOL			N	N	Y	DIED	174

* Afp.rec Data as of 19-02-2018

€ Based on recall of parents

60 days Follow-up not done

FUP = Residual Weakness at 60 days follow up.

**Table 7.3: AFP CASES PENDING FOR CLASSIFICATION
WITH DATE OF ONSET MORE THAN 90 DAYS* 2017 (3/7)**

S. No	DISTRICT	TEHSIL	EPID	SEX	AGE	DONSET	DOSESE	DSTOOL1	DSTOOL2	LAB	FEVER	ASVM	PROG	FUP	PEND (DAYS)	
85	JHANG	SHORKOT	PB/53/17/086	M	17	30-06-17	7+	LATE NOTIFIED			Y	Y	Y		234	
86	JHANG	18-HAZARI	PB/53/17/091	M	70	28-10-17	7+	17-11-17		NVI	Y	N	Y		114	
87	JHANG	JHANG	PB/53/17/076	M	900	26-09-17	7+	LATE NOTIFIED			Y	N	Y		146	
88	JHANG	SHORKOT	PB/53/17/087	M	96	19-10-17	7+	LATE NOTIFIED			Y	Y	Y		123	
89	JHELUM	PD KHAN	PB/14/17/040	M	36	20-07-17	7+	LATE NOTIFIED			N	N	Y	Y	214	
90	JHELUM	DINA	PB/14/17/046	M	123	29-10-17	7+	18-11-17	19-11-17	NVI	Y	N	Y		113	
91	KASUR	PATTOKI	PB/32/17/060	M	58	27-06-17	7+	12-07-17	15-07-17	EV	N	N	Y	Y	237	
92	KASUR	CHUNIAN	PB/32/17/069	M	3	12-07-17	2	02-08-17	04-08-17	EV	N	N	Y	DIED	222	
93	KASUR	PATTOKI	PB/32/17/070	M	27	30-06-17	7+	03-08-17	04-08-17	EV	Y	Y	Y	Y	234	
94	KASUR	PATTOKI	PB/32/17/087	M	148	28-07-17	7+	LATE NOTIFIED			Y	N	Y		206	
95	KASUR	PATTOKI	PB/32/17/090	M	14	10-07-17	7+	LATE NOTIFIED			Y	Y	Y		224	
96	KHANEWAL	KABIRWALA	PB/62/17/058	F	156	02-08-17	7+	DIED BEFORE STOOL			N	N	N	Y	DIED	201
97	KHANEWAL	KABIRWALA	PB/62/17/061	F	1	01-07-17	1	11-08-17	12-08-17	NVI	N	N	Y	Y	233	
98	KHANEWAL	KABIRWALA	PB/62/17/070	M	1	20-08-17	0	13-09-17	15-09-17	NVI	N	N	N	Y	183	
99	KHANEWAL	KABIRWALA	PB/62/17/087	M	60	10-11-17	7+	LATE NOTIFIED			N	N	Y		101	
100	KHANEWAL	JAHANIAN	PB/62/17/091	F	46	25-10-17	7+	26-11-17	27-11-17	NVI	N	N	Y		117	
101	KHUSHAB	KHUSHAB	PB/42/17/037	M	30	29-07-17	7+	LATE NOTIFIED			N	Y	UK	Y	205	
102	KHUSHAB	KHUSHAB	PB/42/17/042	F	132	10-10-17	7+	LATE NOTIFIED			N	N	Y		132	
103	LAHORE	AZIZ BHATTI TOWN	PB/31/17/146	F	48	11-07-17	7+	25-07-17	26-07-17	NVI	Y	Y	Y	Y	223	
104	LAHORE	SAMANABAD TOWN	PB/31/17/154	F	83	03-07-17	7+	DIED BEFORE STOOL			Y	N	N	DIED	231	
105	LAHORE	RAVI TOWN	PB/31/17/157	M	78	28-06-17	7+	26-07-17	28-07-17	NVI	N	N	N	Y	236	
106	LAHORE	DATA GUNJBUX TOWN	PB/31/17/175	M	72	26-07-17	7+	13-08-17	14-08-17	EV	N	Y	Y	Y	208	
107	LAHORE	RAVI TOWN	PB/31/17/204	M	18	20-07-17	7+	LATE NOTIFIED			Y	Y	Y	Y	214	
108	LAHORE	SHALIMAR TOWN	PB/31/17/205	M	203	04-09-17	7+	23-09-17	24-09-17	EV	Y	Y	Y		168	
109	LAHORE	NISHTER TOWN	PB/31/17/211	F	7	04-05-17	7+	LATE NOTIFIED			Y	Y	Y	Y	291	
110	LAHORE	RAVI TOWN	PB/31/17/223	F	73	26-10-17	7+	28-10-17		NVI	N	N	Y	DIED	116	
111	LAHORE	DATA GUNJBUX TOWN	PB/31/17/230	M	15	11-08-17	7+	LATE NOTIFIED			Y	Y	Y	Y	192	
112	LAHORE	CANTT.	PB/31/17/242	F	18	01-11-17	7+	20-11-17	25-11-17	EV	UK	UK	UK		110	
113	LAHORE	NISHTER TOWN	PB/31/17/271	M	20	01-10-17	7+	LATE NOTIFIED			Y	Y	Y		141	
114	LAHORE	DATA GUNJBUX TOWN	PB/31/17/276	M	84	20-08-17	7+	LATE NOTIFIED			Y	Y	Y		183	
115	LAYYAH	KAROR LAL ESAN	PB/84/17/063	M	84	02-08-17	7+	15-09-17	16-09-17	NVI	Y	Y	Y		201	
116	LAYYAH	KAROR LAL ESAN	PB/84/17/076	M	48	12-11-17	7+	23-11-17	23-11-17	NVI	Y	N	Y		99	
117	LODHRAN	LODHRAN	PB/64/17/053	F	36	26-07-17	7+	21-08-17	23-08-17	NVI	Y	N	Y	Y	208	
118	IMBDIN	M.B DIN	PB/24/17/027	F	4	03-07-17	5	DIED BEFORE STOOL			N	Y	Y	DIED	231	
119	IMBDIN	M.B DIN	PB/24/17/038	M	132	20-08-17	7+	DIED BEFORE STOOL			Y	Y	Y	DIED	183	
120	MIANWALI	MIANWALI	PB/43/17/051	F	9	30-07-17	7+	01-08-17		NVI	Y	N	Y	DIED	204	
121	MIANWALI	MIANWALI	PB/43/17/055	F	168	05-08-17	7+	LATE NOTIFIED			Y	N	N		198	
122	MIANWALI	MIANWALI	PB/43/17/056	F	55	06-08-17	7+	LATE NOTIFIED			Y	N	N		197	
123	MIANWALI	MIANWALI	PB/43/17/063	M	24	03-09-17	7+	DIED BEFORE STOOL			Y	N	N	Y	DIED	169
124	MIANWALI	MIANWALI	PB/43/17/074	F	48	14-11-17	6	LATE NOTIFIED			Y	Y	Y		97	
125	MULTAN	JALALPUR PIRWALA	PB/61/17/095	F	36	24-07-17	7+	27-07-17		EV	Y	N	Y	DIED	210	
126	MULTAN	MULTAN URBAN	PB/61/17/103	F	42	08-08-17	7+	DIED BEFORE STOOL			N	N	Y	DIED	195	

* Afp.rec Data as of 19-02-2018

€ Based on recall of parents

60 days Follow-up not done

FUP = Residual Weakness at 60 days follow up.

**Table 7.3: AFP CASES PENDING FOR CLASSIFICATION
WITH DATE OF ONSET MORE THAN 90 DAYS* 2017 (4/7)**

S. No	DISTRICT	TEHSIL	EPID	SEX	AGE	DONSET	DOSESE	DSTOOL1	DSTOOL2	LAB	FEVER	ASVM	PROG	FUP	PEND (DAYS)
127	MULTAN	MULTAN URBAN	PB/61/17/126	M	60	25-09-17	7+	LATE NOTIFIED			Y	Y	Y		147
128	MULTAN	MULTAN URBAN	PB/61/17/123	M	12	23-08-17	7+	27-09-17	29-09-17	NVI	N	Y	Y	Y	180
129	MULTAN	SHUJABAD	PB/61/17/125	M	48	24-09-17	7+	LATE NOTIFIED			Y	N	Y		148
130	MUZFARGARH	ALIPUR	PB/83/17/198	M	66	10-08-17	7+	26-09-17	28-09-17	NVI	Y	Y	Y		193
131	MUZFARGARH	KOT ADU	PB/83/17/178	M	21	05-08-17	7+	26-08-17	28-08-17	EV	Y	Y	Y	Y	198
132	MUZFARGARH	JATOI	PB/83/17/180	M	23	02-08-17	7+	28-08-17	29-08-17	EV	N	N	Y	Y	201
133	MUZFARGARH	JATOI	PB/83/17/182	M	36	27-07-17	7+	28-08-17	29-08-17	EV	N	Y	Y	Y	207
134	MUZFARGARH	KOT ADU	PB/83/17/194	M	49	03-09-17	7+	20-09-17	21-09-17	EV	Y	N	Y		169
135	MUZFARGARH	MUZAFFARGARH	PB/83/17/197	F	18	25-08-17	7+	22-09-17	23-09-17	VACC	N	Y	Y		178
136	MUZFARGARH	ALIPUR	PB/83/17/199	M	21	12-09-17	7+	27-09-17	29-09-17	NVI	Y	Y	Y		160
137	MUZFARGARH	KOT ADU	PB/83/17/201	M	3	19-07-17	2	LATE NOTIFIED			N	Y	Y		215
138	MUZAFFARGARH	MUZAFFARGARH	PB/83/17/222	M	37	06-08-17	7+	LATE NOTIFIED			Y	N	Y		197
139	MUZAFFARGARH	MUZAFFARGARH	PB/83/17/224	M	25	26-10-17	7+	03-11-17	02-12-17	NVI	Y	N	Y		116
140	MUZAFFARGARH	MUZAFFARGARH	PB/83/17/234	M	48	13-11-17	7+	LATE NOTIFIED			Y	UK	Y		98
141	NANKANASAHIB	NANKANA SAHIB	PB/35/17/060	M	21	12-08-17	7+	10-09-17	12-09-17	NVI	N	Y	Y	Y	191
142	NANKANASAHIB	NANKANA SAHIB	PB/35/17/063	M	19	04-09-17	7+	29-09-17	01-10-17	NVI	Y	Y	Y		168
143	NANKANASAHIB	SANGLA HILL	PB/35/17/070	F	15	15-09-17	7+	25-10-17	27-10-17	EV	Y	Y	Y		157
144	NAROWAL	SHAKARGARH	PB/26/17/039	F	36	05-08-17	7+	20-09-17	21-09-17	EV	Y	Y	Y	Y	198
145	NAROWAL	NAROWAL	PB/26/17/044	M	30	08-09-17	7+	10-10-17	13-10-17	EV	Y	N	Y		164
146	NAROWAL	NAROWAL	PB/26/17/063	M	156	18-10-17	7+	LATE NOTIFIED			N	Y	Y		124
147	OKARA	OKARA	PB/34/17/103	M	48	06-10-17	7+	07-11-17	09-11-17	NVI	N	N	Y		136
148	OKARA	DEPALPUR	PB/34/17/101	M	36	01-10-17	7+	04-11-17	05-11-17	NVI	Y	Y	Y		141
149	OKARA	RENALA KHURD	PB/34/17/104	F	22	29-08-17	7+	LATE NOTIFIED			Y	Y	Y		174
150	OKARA	OKARA	PB/34/17/107	M	11	13-11-17	7+	08-12-17	09-12-17	NVI	Y	Y	Y		98
151	OKARA	OKARA	PB/34/17/112	M	72	16-10-17	7+	LATE NOTIFIED			N	Y	Y		126
152	OKARA	OKARA	PB/34/17/275	M	4	21-10-17	6	LATE NOTIFIED			Y	N	Y		121
153	PAKPATTEN	PAKPATTEN	PB/66/17/044	M	17	07-07-17	7+	19-07-17	26-07-17	EV	N	Y	Y	Y	227
154	PAKPATTEN	JARIFWALA	PB/66/17/070	M	36	06-10-17	7+	27-10-17	28-10-17	EV	N	N	N		136
155	RAJANPUR	ROJHAN	PB/82/17/094	M	84	10-08-17	7+	27-08-17	28-08-17	NVI	Y	Y	Y		193
156	RAJANPUR	RAJAN PUR	PB/82/17/098	F	96	06-08-17	7+	06-09-17	07-09-17	NVI	Y	Y	Y		197
157	RAJANPUR	ROJHAN	PB/82/17/100	F	48	13-04-17	7+	LATE NOTIFIED			Y	Y	UK	Y	312
158	RAJANPUR	ROJHAN	PB/82/17/104	F	42	10-09-17	7+	DIED BEFORE STOOL			Y	N	Y	DIED	162
159	RAJANPUR	RAJAN PUR	PB/82/17/101	M	120	11-09-17	7+	30-09-17	01-10-17	NVI	Y	N	Y		161
160	RAJANPUR	JAM PUR	PB/82/17/109	M	36	25-08-17	7+	07-10-17	08-10-17	EV	N	Y	Y		178
161	RAJANPUR	ROJHAN	PB/82/17/111	M	60	30-08-17	7+	07-10-17	08-10-17	NVI	N	Y	Y		173
162	RAJANPUR	ROJHAN	PB/82/17/131	F	30	15-11-17	7+	LATE NOTIFIED			Y	Y	Y		96
163	RAJANPUR	RAJAN PUR	PB/82/17/132	F	22	08-08-17	7+	LATE NOTIFIED			Y	Y	Y		195
164	RAWALPINDI	RWP CITY	PB/11/17/155	M	30	24-08-17	7+	14-09-17	15-09-17	EV	N	N	Y	Y	179
165	RAWALPINDI	RWP CANTT	PB/11/17/161	M	33	22-08-17	7+	22-09-17	24-09-17	NVI	N	N	N	DIED	181
166	RAWALPINDI	RWP CITY	PB/11/17/166	F	42	08-09-17	7+	29-09-17	30-09-17	EV	Y	N	UK		164
167	RAWALPINDI	MURREE	PB/11/17/172	M	120	03-10-17	7+	22-10-17	24-10-17	NVI	Y	Y	Y		139
168	RAWALPINDI	GUJAR KHAN	PB/11/17/174	M	144	10-10-17	7+	DIED BEFORE STOOL			Y	N	Y	DIED	132

* Afp.rec Data as of 19-02-2018

€ Based on recall of parents

60 days Follow-up not done

FUP = Residual Weakness at 60 days follow up.

**Table 7.3: AFP CASES PENDING FOR CLASSIFICATION
WITH DATE OF ONSET MORE THAN 90 DAYS* 2017 (5/7)**

S. No	DISTRICT	TEHSIL	EPID	SEX	AGE	DONSET	DOSES€	DSTOOL1	DSTOOL2	LAB	FEVER	ASVM	PROG	FUP	PEND (DAYS)
169	RAWALPINDI	RWP RURAL	PB/11/17/175	M	38	04-08-17	6	LATE NOTIFIED			Y	Y	Y	Y	199
170	RAWALPINDI	RWP RURAL	PB/11/17/183	M	156	02-10-17	7+	21-10-17	22-10-17	NVI	Y	Y	Y		140
171	RAWALPINDI	RWP RURAL	PB/11/17/185	F	84	10-10-17	7+	21-10-17		EV	N	N	Y	DIED	132
172	RAWALPINDI	RWP RURAL	PB/11/17/197	M	100	26-10-17	7+	10-11-17	12-11-17	NVI	N	Y	Y		116
173	RAWALPINDI	RWP CITY	PB/11/17/206	F	96	01-11-17	7+	20-11-17	22-11-17	NVI	N	N	N		110
174	RAWALPINDI	RWP CITY	PB/11/17/214	F	22	12-11-17	7+	05-12-17	10-12-17	NVI	N	N	Y		99
175	RYKHAN	RAHIMYAR KHAN	PB/72/17/172	M	72	22-08-17	7+	23-08-17		NVI	Y	N	Y	DIED	181
176	RYKHAN	RAHIMYAR KHAN	PB/72/17/213	M	27	01-09-17	7+	24-10-17	25-10-17	EV	Y	Y	Y		171
177	RYKHAN	LIAQUAITPUR	PB/72/17/189	M	132	16-09-17	7+	DIED BEFORE STOOL			Y	N	Y	DIED	156
178	RYKHAN	KHANPUR	PB/72/17/206	M	30	01-09-17	7+	15-10-17	16-10-17	NVI	N	Y	Y	Y	171
179	RYKHAN	KHANPUR	PB/72/17/219	F	72	27-10-17	7+	LATE NOTIFIED			Y	N	Y		115
180	RYKHAN	SADIQABAD	PB/72/17/268	M	12	20-11-17	7+	LATE NOTIFIED			Y	Y	Y		91
181	SAHIWAL	SAHIWAL	PB/65/17/078	M	36	21-08-17	7+	16-09-17	18-09-17	NVI	N	Y	Y		182
182	SAHIWAL	SAHIWAL	PB/65/17/089	F	156	02-10-17	7+	20-10-17	21-10-17	NVI	Y	Y	Y		140
183	SARGODHA	SARGODHA	PB/41/17/092	M	36	21-09-17	7+	LATE NOTIFIED			Y	N	Y		151
184	SARGODHA	SAHIWAL	PB/41/17/101	M	11	13-09-17	7+	17-10-17	18-10-17	NVI	Y	Y	Y		159
185	SHEIKHUPURA	FEROZEWALA	PB/33/17/035	M	36	04-05-17	7+	LATE NOTIFIED			N	N	Y		291
186	SHEIKHUPURA	FEROZEWALA	PB/33/17/074	F	108	23-07-17	7+	24-08-17	25-08-17	NVI	Y	Y	Y	Y	211
187	SHEIKHUPURA	FEROZEWALA	PB/33/17/081	M	32	21-08-17	7+	28-09-17	29-09-17	NVI	N	Y	Y	Y	182
188	SHEIKHUPURA	MURIDKE	PB/33/17/084	M	36	20-08-17	7+	09-10-17	10-10-17	NVI	Y	N	Y	Y	183
189	SHEIKHUPURA	SHEIKHUPURA	PB/33/17/087	M	114	15-09-17	7+	19-10-17	21-10-17	NVI	N	Y	UK		157
190	SHEIKHUPURA	MURIDKE	PB/33/17/095	M	60	16-11-17	7+	LATE NOTIFIED			N	N	Y		95
191	SIALKOT	DASKA	PB/25/17/069	M	18	24-07-17	7+	06-09-17	07-09-17	NVI	Y	Y	Y	Y	210
192	SIALKOT	SIALKOT	PB/25/17/073	F	110	31-08-17	7+	12-09-17	15-09-17	NVI	N	Y	Y	Y	172
193	SIALKOT	SIALKOT	PB/25/17/082	F	72	01-11-17	7+	04-11-17	19-11-17	NVI	N	N	Y		110
194	SIALKOT	DASKA	PB/25/17/097	F	40	20-11-17	7+	24-12-17	26-12-17	NVI	N	Y	Y		91
195	TT Singh	TT SINGH	PB/52/17/072	M	6	12-07-17	7+	LATE NOTIFIED			N	Y	Y		222
196	TT Singh	KAMALIA	PB/52/17/077	F	1	29-06-17	0	LATE NOTIFIED			N	Y	Y		235
197	TT Singh	PIR MAHAL	PB/52/17/115	M	32	10-10-17	7+	10-11-17	11-11-17	NVI	Y	Y	Y		132
198	TT Singh	GOJRA	PB/52/17/103	M	48	11-10-17	7+	DIED BEFORE STOOL			Y	N	Y	DIED	131
199	TT Singh	PIR MAHAL	PB/52/17/109	M	82	08-08-17	7+	LATE NOTIFIED			N	Y	Y	Y	195
200	TT Singh	PIR MAHAL	PB/52/17/111	M	21	06-10-17	7+	25-10-17	26-10-17	NVI	Y	Y	Y		136
201	TT Singh	TT SINGH	PB/52/17/113	M	27	11-10-17	7+	29-10-17	30-10-17	NVI	N	Y	Y		131
202	TT Singh	TT SINGH	PB/52/17/116	M	30	20-11-17	7+	26-11-17	26-11-17	VACC	N	Y	Y		91
203	TT Singh	KAMALIA	PB/52/17/128	M	63	20-11-17	7+	04-01-18	07-01-18	NVI	UK	UK	UK		91
204	VEHARI	VEHARI	PB/63/17/057	F	24	11-09-17	7+	DIED BEFORE STOOL			Y	N	Y	DIED	161
205	VEHARI	BUREWALA	PB/63/17/065	M	54	17-06-17	7+	LATE NOTIFIED			N	N	N	Y	247
206	VEHARI	BUREWALA	PB/63/17/066	M	132	19-10-17	7+	DIED BEFORE STOOL			N	N	Y	DIED	123
207	VEHARI	BUREWALA	PB/63/17/070	M	27	18-11-17	0	22-11-17		NVI	Y	Y	Y		93
208	BADIN	TANDO BAGO	SD/23/17/055	F	60	03-10-17	7+	08-10-17		NVI	Y	Y	Y	DIED	139
209	BADIN	MATLI	SD/23/17/065	F	84	17-11-17	7+	20-11-17		NVI	UK	Y	Y	DIED	94
210	GHOTKI	DAHARKI	SD/42/17/087	F	15	09-10-17	7+	07-11-17	08-11-17	NVI	N	Y	Y		133

* Afp.rec Data as of 19-02-2018

€ Based on recall of parents

60 days Follow-up not done

FUP = Residual Weakness at 60 days follow up.

**Table 7.3: AFP CASES PENDING FOR CLASSIFICATION
WITH DATE OF ONSET MORE THAN 90 DAYS* 2017 (6/7)**

S. No	DISTRICT	TEHSIL	EPID	SEX	AGE	DONSET	DOSE€	DSTOOL1	DSTOOL2	LAB	FEVER	ASVM	PROG	FUP	PEND (DAYS)
211	JACOBABAD	THULL	SD/53/17/077	M	27	04-10-17	7+	30-11-17	03-12-17	EV	Y	Y	Y		138
212	JACOBABAD	GARHI KHAIRO	SD/53/17/080	F	120	10-11-17	7+	03-12-17	04-12-17	NVI	Y	Y	Y		101
213	JAMSHORO	KOTRI	SD/25/17/053	F	48	20-11-17	7+	24-12-17	25-12-17	VACC	N	N	Y		91
214	KHAIRPUR	THARI MIR WAH	SD/43/17/112	F	60	25-10-17	7+	20-12-17	21-12-17	NVI	Y	Y	Y	Y	117
215	KHIGADAP	GADAP	SD/63/17/052	M	5	12-11-17	0	15-11-17		NVI	Y	N	Y		99
216	KHIGQBAL	GIQBAL	SD/65/17/024	F	132	30-09-17	7+	15-10-17	16-10-17	NVI	N	N	Y	Y	142
217	MATIARI	MATIARI	SD/28/17/041	M	60	06-11-17	7+	13-12-17	14-12-17	NVI	Y	N	Y	Y	105
218	SANGHAR	TANDO ADAM	SD/32/17/056	M	16	04-11-17	7+	24-11-17	25-11-17	EV	Y	N	Y	Y	107
219	SBENAZIRABAD	SAKRAND	SD/44/17/057	F	24	20-11-17	7+	25-11-17		NVI	Y	Y	Y	DIED	91
220	SBENAZIRABAD	DAULAT PUR	SD/44/17/059	M	36	10-11-17	7+	01-12-17	02-12-17	EV	Y	N	Y		101
221	SUJAWAL	JATI	SD/79/17/084	M	36	29-10-17	7+	11-11-17	13-11-17	EV	Y	Y	Y		113
222	SUJAWAL	JATI	SD/79/17/089	M	60	23-10-17	7+	25-11-17	26-11-17	VACC	Y	N	Y		119
223	SUJAWAL	JATI	SD/79/17/093	F	12	27-10-17	7+	03-12-17	04-12-17	NVI	Y	N	Y		115
224	SUJAWAL	SUJAWAL	SD/79/17/094	M	42	27-10-17	7+	04-12-17	05-12-17	EV	Y	Y	Y		115
225	SUJAWAL	MIRPURBATHORO	SD/79/17/097	F	13	29-10-17	7+	01-12-17	03-12-17	NVI	Y	Y	Y	Y	113
226	SUJAWAL	SUJAWAL	SD/79/17/095	F	24	16-11-17	7+	01-12-17	02-12-17	NVI	UK	UK	UK		95
227	SUJAWAL	JATI	SD/79/17/101	M	36	12-11-17	7+	27-12-17	29-12-17	NVI	Y	N	Y		99
228	T.ALLAHYAR	JHANDO MARI	SD/27/17/028	M	126	01-11-17	7+	10-11-17	22-11-17	EV	Y	N	Y		110
229	BANNU	BANNU	KP/61/17/046	F	168	26-10-17	7+	12-11-17	13-11-17	NVI	N	Y	Y	Y	116
230	BANNU	BANNU	KP/61/17/050	M	12	02-11-17	7+	06-12-17	08-12-17	EV	N	Y	Y	Y	109
231	BANNU	BANNU	KP/61/17/040	F	10	12-06-17	7+	LATE NOTIFIED			N	Y	UK	Y	252
232	BATAGRAM	BATTAGRAM	KP/11/17/035	F	6	08-10-17	1	08-11-17	26-11-17	NVI	Y	Y	Y	Y	134
233	BATAGRAM	BATTAGRAM	KP/11/17/033	F	20	21-10-17	7+	25-11-17	26-11-17	VACC	N	Y	Y	Y	121
234	BATAGRAM	ALLAI	KP/11/17/039	M	24	05-11-17	7+	DIED BEFORE STOOL			Y	N	Y	DIED	106
235	BUNER	GAGRA	KP/22/17/050	M	36	20-10-17	7+	24-11-17	25-11-17	NVI	Y	Y	Y		122
236	BUNER	DAGGAR	KP/22/17/051	M	8	08-10-17	7+	28-11-17	29-11-17	NVI	Y	Y	Y		134
237	CHARSADA	TANGI	KP/31/17/168	M	14	18-10-17	7+	LATE NOTIFIED			N	Y	N	Y	124
238	DIKHAN	DERA ISMAIL KHAN	KP/60/17/039	F	170	14-10-17	3	31-10-17	01-11-17	NVI	UK	UK	UK	Y	128
239	DIKHAN	KULACHI	KP/60/17/046	M	168	16-11-17	7+	26-11-17		NVI	N	N	Y	Y	95
240	DIKHAN	PHARPUR	KP/60/17/014	F	156	04-07-17	7+	DIED BEFORE STOOL			N	N	Y	DIED	230
241	DIRUPPER	DIR	KP/25/17/034	M	36	12-09-17	7+	08-10-17	09-10-17	EV	Y	Y	Y	Y	160
242	DIRUPPER	DIR	KP/25/17/037	M	175	07-10-17	7+	15-11-17	16-11-17	NVI	Y	N	Y	DIED	135
243	DIRUPPER	DIR	KP/25/17/038	M	7	30-10-17	7+	16-11-17	17-11-17	NVI	Y	Y	Y		112
244	HANGU	HANGU	KP/54/17/039	M	46	21-10-17	7+	01-11-17	22-11-17	NVI	Y	N	Y	Y	121
245	HARIPUR	GHAZI	KP/12/17/049	F	123	09-10-17	7+	LATE NOTIFIED			Y	Y	N		133
246	KARAK	KARAK	KP/51/17/067	F	72	06-07-17	0	LATE NOTIFIED			N	Y	Y	Y	228
247	KARAK	KARAK	KP/51/17/084	M	51	13-11-17	7+	14-12-17	15-12-17	NVI	N	Y	Y		98
248	KARAK	B.D.SHAH	KP/51/17/079	F	6	02-11-17	7+	17-12-17	18-12-17	NVI	N	Y	UK		109
249	KARAK	TAKHT-E-NASRATI	KP/51/17/088	F	56	06-11-17	7+	21-12-17	22-12-17	NVI	Y	N	Y		105
250	KOHAT	KOHAT	KP/50/17/032	F	38	15-09-17	7+	30-10-17	31-10-17	EV	N	N	Y	Y	157
251	KOHAT	KOHAT	KP/50/17/039	F	13	25-09-17	7+	LATE NOTIFIED			N	Y	Y	Y	147
252	KOHISTAN	DASSU	KP/13/17/024	M	48	10-11-17	7+	29-11-17	30-11-17	EV	N	Y	Y	Y	101

* Afp.rec Data as of 19-02-2018

€ Based on recall of parents

60 days Follow-up not done

FUP = Residual Weakness at 60 days follow up.

**Table 7.3: AFP CASES PENDING FOR CLASSIFICATION
WITH DATE OF ONSET MORE THAN 90 DAYS* 2017 (7/7)**

S. No	DISTRICT	TEHSIL	EPID	SEX	AGE	DONSET	DOSE€	DSTOOL1	DSTOOL2	LAB	FEVER	ASYM	PROG	FUP	PEND (DAYS)
253	LAKKIMRWT	LAKKI MARWAT	KP/62/17/067	M	66	21-10-17	7+	25-11-17	26-11-17	EV	Y	Y	Y	Y	121
254	LAKKIMRWT	LAKKI MARWAT	KP/62/17/078	M	24	02-11-17	7+	25-12-17	26-12-17	EV	Y	Y	Y	Y	109
255	LAKKIMRWT	LAKKI MARWAT	KP/62/17/069	F	18	25-09-17	7+	LATE NOTIFIED			Y	Y	Y	Y	147
256	MALAKAND	BATKHELA	KP/20/17/056	F	18	05-10-17	7+	01-11-17	03-11-17	NVI	Y	N	Y	Y	137
257	MANSEHRA	MANSEHRA	KP/14/17/060	M	96	02-09-17	7+	15-10-17	16-10-17	EV	Y	N	Y		170
258	MARDAN	MARDAN	KP/40/17/206	F	80	04-11-17	7+	26-11-17	27-11-17	EV	N	N	Y	Y	107
259	NOWSHERA	NOWSHERA	KP/32/17/062	M	78	18-09-17	7+	DIED BEFORE STOOL			Y	Y	UK	DIED	154
260	NOWSHERA	NOWSHERA	KP/32/17/075	F	48	20-09-17	7+	16-11-17		NVI	N	Y	N	Y	152
261	NOWSHERA	NOWSHERA	KP/32/17/093	F	3	20-10-17	4	LATE NOTIFIED			N	N	N	Y	122
262	PESHAWAR	PESHAWAR	KP/30/17/253	M	7	05-11-17	7+	17-12-17	19-12-17	NVI	N	Y	N	Y	106
263	PESHAWAR	PESHAWAR	KP/30/17/247	F	7	09-07-17	4	LATE NOTIFIED			N	N	UK	Y	225
264	SHANGLA	PURAN	KP/26/17/044	M	41	15-09-17	7+	02-10-17	03-10-17	EV	N	Y	Y	Y	157
265	SHANGLA	ALPURI	KP/26/17/039	F	96	03-09-17	0	DIED BEFORE STOOL			N	Y	UK	DIED	169
266	SWABI	RAZAR	KP/41/17/120	M	178	27-10-17		20-11-17	22-11-17	NVI	Y	Y	Y	Y	115
267	SWABI	TOPI	KP/41/17/145	M	40	01-08-17	3	LATE NOTIFIED			Y	N	UK	Y	202
268	TANK	TANK	KP/63/17/028	M	11	08-11-17	7+	25-11-17	26-11-17	VACC	Y	Y	Y	Y	103
269	HARNAI	HARNAI	BN/33/17/006	M	19	20-10-17	7+	26-10-17	26-10-17	EV	Y	Y	Y	Y	122
270	JAFARABAD	SOHBAT PUR	BN/43/17/040	M	108	28-10-17	7+	11-11-17	12-11-17	VACC	Y	Y	Y	Y	114
271	NSIRABAD	CHATTER	BN/41/17/037	M	120	20-11-17	7+	DIED BEFORE STOOL			Y	Y	Y	DIED	91
272	NSIRABAD	DM JAMALI	BN/41/17/040	M	144	11-11-17	7+	13-12-17	14-12-17	NVI	N	N	Y	Y	100
273	BAGH	BAGH	AJ/50/17/008	M	1	26-05-17	3	DIED BEFORE STOOL			Y	N	Y	DIED	269
274	BAGH	DHIR KOT	AJ/50/17/017	M	72	18-08-17	7+				Y	N	Y	DIED	185
275	HAVELI	KHURSHIDABAD	AJ/51/17/002	M	13	18-02-17	7+	24-04-17	25-04-17	EV	N	Y	Y	Y	366
276	HAVELI	KHURSHIDABAD	AJ/51/17/006	M	60	07-08-17	7+	DIED BEFORE STOOL			Y	N	Y	DIED	196
277	JEHLUM VALLEY	HATTIAN BALA	AJ/90/17/001	F	156	05-03-17	3	30-03-17	31-03-17	NVI	Y	N	Y	Y	351
278	JEHLUM VALLEY	LEEPA	AJ/90/17/005	M	174	15-06-17	7+	21-07-17	22-07-17	NVI	N	N	N	Y	249
279	KOTLI	KHUIRATTA	AJ/30/17/002	F	156	01-01-17	7+	LATE NOTIFIED			Y	Y	Y	Y	414
280	KOTLI	FATHEH PUR	AJ/30/17/016	M	136	08-09-17	7+				Y	Y	Y	Y	164
281	KOTLI	FATHEH PUR	AJ/30/17/017	F	140	10-10-17	7+	15-11-17		NVI	Y	N	Y	Y	132
282	KOTLI	FATHEH PUR	AJ/30/17/020	F	25	14-11-17	7+	30-11-17	02-12-17	NVI	Y	N	Y	Y	97
283	KOTLI	FATHEH PUR	AJ/30/17/023	F	60	20-10-17	7+	21-12-17	22-12-17	NVI	Y	Y	Y	Y	122
284	MIRPUR	MIRPUR	AJ/20/17/002	F	42	20-01-17	7+	19-02-17		NVI	Y	N	N	Y	395
285	MIRPUR	MIRPUR	AJ/20/17/007	F	59	17-06-17	7+	DIED BEFORE STOOL			N	Y	Y	DIED	247
286	MUZAFFARABAD	NASIRABAD (PATTIKA)	AJ/10/17/015	M	9	22-10-17	6	25-01-18	26-01-18	NVI	Y	N	Y		120
287	NEELUM	SHARDA	AJ/80/17/004	F	18	05-09-17	5	30-10-17	31-10-17	NVI	N	N	Y	Y	167
288	NAGAR	NAGAR2	GB/73/17/002	M	40	15-09-17	7+	06-10-17	07-10-17	EV	N	Y	Y	Y	157
289	ICT	ICT	IB/02/17/024	M	33	30-04-17	7+	23-05-17	25-05-17	NVI	UK	UK	Y	Y	295
290	ICT	ICT	IB/02/17/032	M	74	29-06-17	7+	23-08-17	25-08-17	NVI	N	N	Y	Y	235
291	ICT	ICT	IB/02/17/052	M	100	02-10-17	7+	07-11-17	09-11-17	EV	Y	Y	Y	Y	140
292	ICT	ICT	IB/02/17/051	F	18	20-10-17	7+	08-11-17	10-11-17	EV	N	Y	Y	Y	122
293	ICT	ICT	IB/02/17/065	M	46	04-11-17	7+	29-12-17	30-12-17	VACC	Y	N	Y	Y	107
294	BAJOUR	KHAR	FT/33/17/126	M	36	25-09-17	7+	LATE NOTIFIED			Y	Y	Y	Y	147
295	FR BANNU	FR BANNU	FT/69/17/024	M	48	22-10-17	7+	DIED BEFORE STOOL			Y	N	Y	DIED	120
296	KHYBER	JAMRUD	FT/34/17/121	F	96	05-11-17	7+	LATE NOTIFIED			N	Y	UK	Y	106
297	WAZIR-N	MIRAN SHAH	FT/64/17/035	F	15	20-09-17	7+	07-10-17	08-10-17	EV	Y	Y	Y	Y	152

* Afp.rec Data as of 19-02-2018

€ Based on recall of parents

60 days Follow-up not done

FUP = Residual Weakness at 60 days follow up.