



**World Health  
Organization**

# **Weekly AFP Surveillance Update Pakistan**

**Week 06** (*Ended on 10<sup>th</sup> February, 2018*)

***National Surveillance Cell***

World Health Organization Country Office,  
Chak Shahzad, Park Road,  
Islamabad, Pakistan

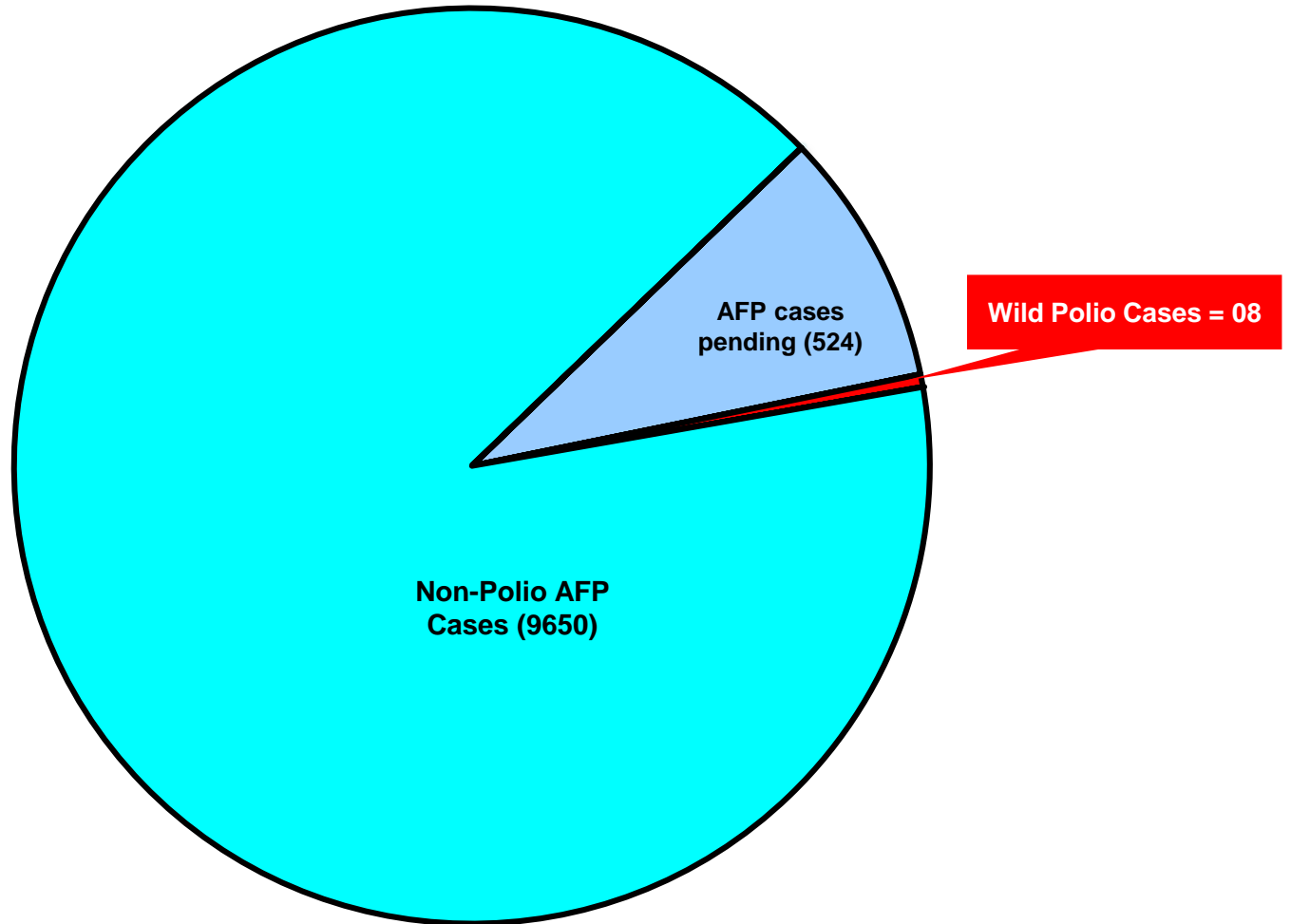
Tel: +92-51 9255123 / 9255282 /9255184

AFP Surveillance



<http://www.emro.who.int/pak/information-resources>

# AFP Case Profile, 2017\*



**Total AFP Cases Reported = 10182**

**^ 498 Inadequate cases not due for FUP**

**^ 26 cases Pending in the Lab**

**^ 287 AFP Cases pending for classification by ERC**

\* Afp.rec Data as of 12-02-2018

# Table 1.1: List of Confirmed Polio Cases, Pakistan 2017\* (1/1)

S.NO.	PROVINCE/ REGION	DISTRICT	TEHSIL	EPID NO.	SEX	AGE (m)	DATE ONSET OF PARALYSIS	NO. OPV DOSES (based on parents recall)		FEVER	Asymetric Paralysis	Rapid Progression	REFUSAL	WPV TYPE	GENETICS
								Routine	SIA's						Cluster
01	PUNJAB	LODHRAN	DUNYAPUR	PB/64/17/008	M	4	28-Jan-17	2	5	Y	Y	Y	N	NSL1	R4B1C2
02	GBALTISTAN	DIAMIR	THORE HUDUR	GB/31/17/002	M	12	13-Feb-17	0	0	Y	Y	Y	N	NSL1	R4B5C4
03	BALUCHISTAN	KABDULAH	CHAMAN	BN/14/17/024	M	18	11-June-17	0	3	Y	Y	Y	N	NSL1	R4B5C3
04	SINDH	KHGIQBAL	G-IQBAL	SD/65/17/018	M	7	11-Aug-17	3	1	Y	N	Y	N	NSL1	R4B5C4
05	KPAKHTUNKHWA	LAKKIMRWT	LAKKIMRWT	KP/62/17/025	F	24	21-Aug-17	3	7+	Y	Y	Y	N	NSL1	R4B1C1
06	SINDH	KHIGADAP	GADAP	SD/63/17/051	M	5	09-Nov-17	0	3	Y	Y	Y	Y	NSL1	R4B5C4
07	BALUCHISTAN	ZHOB	ZHOB	BN/21/17/019	M	24	15-Nov-17	0	0	N	Y	N	Y	NSL1	R4B5C4
08	BALUCHISTAN	KABDULAH	GULISTAN	BN/14/17/045	M	12	13-Nov-17	0	0	Y	Y	Y	Y	NSL1	R4B5C4

\* Afp.rec Data as of 12-02-2018

# Table 3: Urgent/ITD Pending Cases (1/1)

Basic information										OPV doses				Urgent		Prov	Lab update			Remarks		
S.#	District	Tier	Tehsil	Union council	Epid number	Date of Onset	Age (M)	Sex	Date of 1st stool	Stool Adeq	RI	S1As	Last 6 S1As	Last dose	Field	NSC	Diagnosis	Lab No.	Days Inoc	Culture update	Remarks	
<b>Isolates pending for ITSD</b>																						
1	BUNIR *	4	#	#	KP/22/18/001	19-Jan-18	2	M	26-Jan-18	Y	#	#			N	#	*		807	9	L20B+	
2	DGKHAN *	2	DGKHAN	KOT HAIBAT	PB/81/18/011	17-Jan-18	30	M	27-Jan-18	Y	2	7+	6	16-Jan-18	N	N	TRAUMATIC NEURIMS	758	9	L20B+		
3	MUZFARGARH *	2	JATOI	KOTLA	PB/83/18/025	25-Jan-18	27	M	29-Jan-18	Y	3	7+	6	17-Jan-18	N	N	ARTHRALGIA	934	6	L20B+		
4	MULTAN *	3	MULTAN URBAN	GLASS FECTORY	PB/61/18/014	25-Jan-18	36	M	31-Jan-18	Y	3	7+	6	15-Jan-18	N	N	PARAPARESIS	945	6	L20B+		
5	GUJRANWALA	4	K.S PUR TOWN	DHARIWAL	PB/21/18/010-C1		32	M		-	-	-	22-Nov-17	-	-	-		732	39	L20B+		
6	GUJRANWALA *	4	K.S PUR TOWN	DHARIWAL	PB/21/18/010-C2		60	M	25-Jan-18	-	-	-	22-Nov-17	N	-	-		733	9	L20B+		
7	LANDHI *		KHILANDHI	MOINABAD - 4	SD/89/18/004	23-Jan-18	14	F	27-Jan-18	Y	3	7+	6	24-Dec-17	N	N	UNNOTICED TRAUMA	775	9	L20B+		
<b>Reported urgent (by field / NSC criteria)</b>																						
8	GUJRANWALA	4	K.S PUR TOWN	DHARIWAL	PB/21/18/010	05-Jan-18	82	M	25-Jan-18	N	3	7+	0		N	N	ASPTIC ARTHRITIS			UP	Index of C-1 and C-2	

\* New addition    § New results    #Data not available    † NSC Criteria = Fever , Rapid Progress, Age < 48 months and OPV Doses <7    UP = Under process  
 Urgent (Field/NSC) / Inadequate specimens / Age 12-35 months / Zero OPV dose    ‡ Pending for genomic sequencing

# Point in time comparison of Polio Cases by Province/Region 2016 - 2017\*

Region/ Province	No. of polio cases		No. of infected districts/towns		Most recent polio case
	2016	2017	2016	2017	
<b>Khyber Pakhtunkhwa</b>	08	01	06	01	21-Aug-17
<b>Sindh</b>	08	02	05	02	09-Nov-17
<b>Balochistan</b>	02	03	02	02	15-Nov-17
<b>G-Baltistan</b>	0	01	0	01	13-Feb-17
<b>Punjab</b>	0	01	0	01	28-Jan-17
<b>FATA / FR Areas</b>	02	0	01	0	27-Jul -16
<b>Pakistan</b>	<b>20</b>	<b>08</b>	<b>14</b>	<b>07</b>	<b>15-Nov-17</b>

Fifteen additional district / town declared infected based on environmental samples in 2017

\* Afp.rec Data as of 12-02-2018



# Table 2: LAB Update 2017\*

Month of Onset	AFP Cases	No virus isolated	Cases Under Process		Isolated Viruses from stools						
			Culture	ITD	Vaccine viruses		NPEV		Wild	Results within 14 days	
			n	n	n	n	n	%	n	%	n
January-17	754	597	0	0	56	7	100	13%	1	753	100%
February-17	772	621	0	0	43	6	107	14%	1	771	100%
March-17	825	634	0	0	55	7	136	16%	0	825	100%
April-17	823	590	0	0	45	5	188	23%	0	815	99%
May-17	906	681	0	0	51	6	174	19%	0	900	99%
June-17	669	460	0	0	17	3	191	29%	1	610	91%
July-17	892	572	0	0	23	3	297	33%	0	892	100%
August-17	852	541	0	0	20	2	289	34%	2	850	100%
September-17	854	501	0	0	68	8	285	33%	0	854	100%
October-17	884	603	0	0	56	6	225	25%	0	884	100%
November-17	814	511	0	0	62	8	238	29%	3	811	100%
December-17	892	712	8	0	36	4	136	15%	0	884	99%
<b>Total-2017</b>	<b>9937</b>	<b>7023</b>	<b>8</b>	<b>0</b>	<b>532</b>	<b>5</b>	<b>2366</b>	<b>24%</b>	<b>8</b>	<b>9488</b>	<b>95%</b>
January -18	806	359	389	6	25	3	33	4%	0	417	52%
February -18	16	0	16	0	0	0	0	0%		0	0%
<b>Total-2018</b>	<b>822</b>	<b>359</b>	<b>405</b>	<b>6</b>	<b>25</b>	<b>3</b>	<b>33</b>	<b>4%</b>	<b>0</b>	<b>0</b>	<b>0%</b>

\*Data as of 12-02-2018

# Environmental Sampling Results, 2016-18\*

DISTRICT	2016					2017					2018					Last			
	TOTAL	WILD				TOTAL	WILD				TOTAL	WILD							
		n	GRAB	BMFS	TOTAL		n	GRAB	BMFS	TOTAL		n	GRAB	BMFS	TOTAL				
			n	n	n			%	n	n			n	%	n		n	n	%
LAHORE	62	2	1	3	5%	63	1		1	2%	4			0	0%	18-Dec-17			
MULTAN	36	2		2	6%	36	1		1	3%	1			0	0%	9-Jan-17			
DGKHAN	33	1		1	3%	36			0	0%	2			0	0%	12-May-16			
RAWALPINDI	25	3	1	4	16%	26	6	2	8	31%	1	1		1	100%	10-Jan-18			
FAISALABAD	36	1	1	2	6%	23			0	0%	2			0	0%	2-Jul-16			
SARGODHA *	1			0		12			0	0%				0					
BAHAWALPUR *	1			0		12			0	0%				0					
CDA	12			0	0%	12	5		5	42%	1	1		1	100%	10-Jan-18			
KHIGIQBAL	25	1	1	2	8%	26	5	1	6	23%	2			0		10-Oct-17			
KHIGADAP	36	4		4	11%	36	21		21	58%	3			0	0%	12-Dec-17			
KHIBALDIA	23	1		1	4%	12	2		2	17%	1			0	0%	3-Nov-17			
KHILANDHI	6	1		1	17%	12	7		7	58%	1	1		1	100%	10-Jan-18			
KHIKORANGI *	1			0		12	1		1	8%	1			0		16-Oct-17			
KHISITE *	1			0		12	5		5	42%	1	1		1	100%	1-Jan-18			
SUKKUR	27	2	1	3	11%	32	1	1	2	6%	1			0	0%	19-Sep-17			
HYDERABAD	18	1		1	6%	12			0	0%	1			0		5-Jan-16			
JACOBABAD	16		3	3	19%	15	3	1	4	27%	1			0	0%	13-Dec-17			
SANGHAR *	1			0		12			0	0%	1			0	0%				
DADU *	1			0		12			0	0%	1			0	0%				
KAMBAR *				0		12	1		1	8%	1			0		15-Aug-17			
PESHAWAR	39	9	1	10	26%	27	6	2	8	30%	1	1		1	100%	10-Jan-18			
DIKHAN	46	1		1	2%	23			0	0%	2			0	0%	16-Jul-16			
BANNU *	1			0		12			0	0%				0					
KOHAT *	1			0		10			0	0%	1	1		1	100%	5-Jan-18			
CHARSADA *	1			0		12			0	0%	1			0					
MARDAN *	1			0		12			0	0%	1			0					
NOWSHERA *				0		12			0	0%				0					
KABDULAH	24	6		6	25%	24	13		13	54%	2	1		1	50%	1-Jan-18			
QUETTA	58	14		14	24%	49	11	1	12	24%	2			0	0%	20-Dec-17			
PISHIN	8	4		4	50%	12	5		5	42%	1			0	0%	2-Oct-17			
KHUZDAR *	1			0		12			0	0%				0					
LORALAI *	1			0		12	3		3	25%				0		17-Nov-17			
ZHOB *	1			0		12	1		1	8%				0		18-Dec-17			
<b>PAKISTAN</b>	<b>543</b>	<b>53</b>	<b>9</b>	<b>62</b>	<b>11%</b>	<b>654</b>	<b>98</b>	<b>8</b>	<b>106</b>	<b>16%</b>	<b>37</b>	<b>7</b>	<b>0</b>	<b>7</b>	<b>19%</b>	<b>10-Jan-18</b>			

\* New addition in Env Surveillance Network

\* Data as of February 12, 2018



# WPV and cVDPV Cases by District in 2017

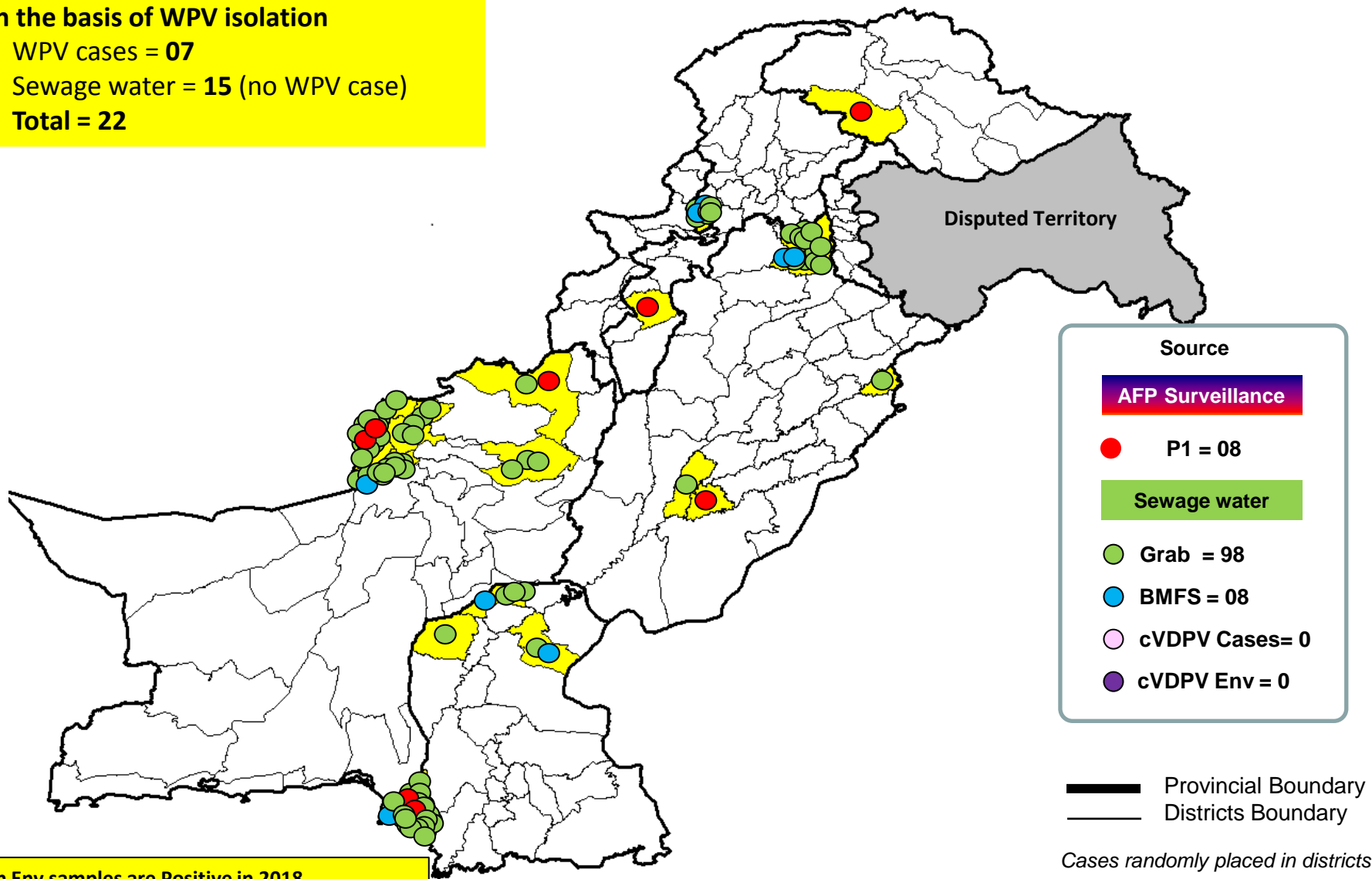
PROVINCE	DISTRICT	WPV Cases		cVDPV Cases	
		Onset of Last Case	Cases	Onset of Last Case	Cases
KPAKHTUNKHWA	LAKKIMRWT	21-Aug	1		
<b>Total</b>		<b>21-Aug</b>	<b>01</b>		
SINDH	KHIGADAP	09-Nov	1		
	KHIGIQBAL	11-Aug	1		
<b>Total</b>		<b>09-Nov</b>	<b>02</b>		
BALOCHISTAN	ZHOB	15-Nov	1		
	KABDULAH	13-Nov	2		
<b>Total</b>		<b>15-Nov</b>	<b>03</b>		
G-Baltistan	DIAMIR	13-Feb	1		
<b>Total</b>		<b>13-Feb</b>	<b>01</b>		
PUNJAB	LODHRAN	28-Jan	1		
<b>Total</b>		<b>28-Jan</b>	<b>01</b>		
<b>PAKISTAN</b>		<b>15-Nov</b>	<b>08</b>		

# Map 2: Wild Polio virus isolates and cVDPV, 2017\*

## Infected districts/Towns/Agencies/Areas

### On the basis of WPV isolation

- WPV cases = 07
- Sewage water = 15 (no WPV case)
- Total = 22



**Source**

- AFP Surveillance
  - P1 = 08
- Sewage water
  - Grab = 98
  - BMFS = 08
- cVDPV Cases = 0
- cVDPV Env = 0

Provincial Boundary  
 Districts Boundary

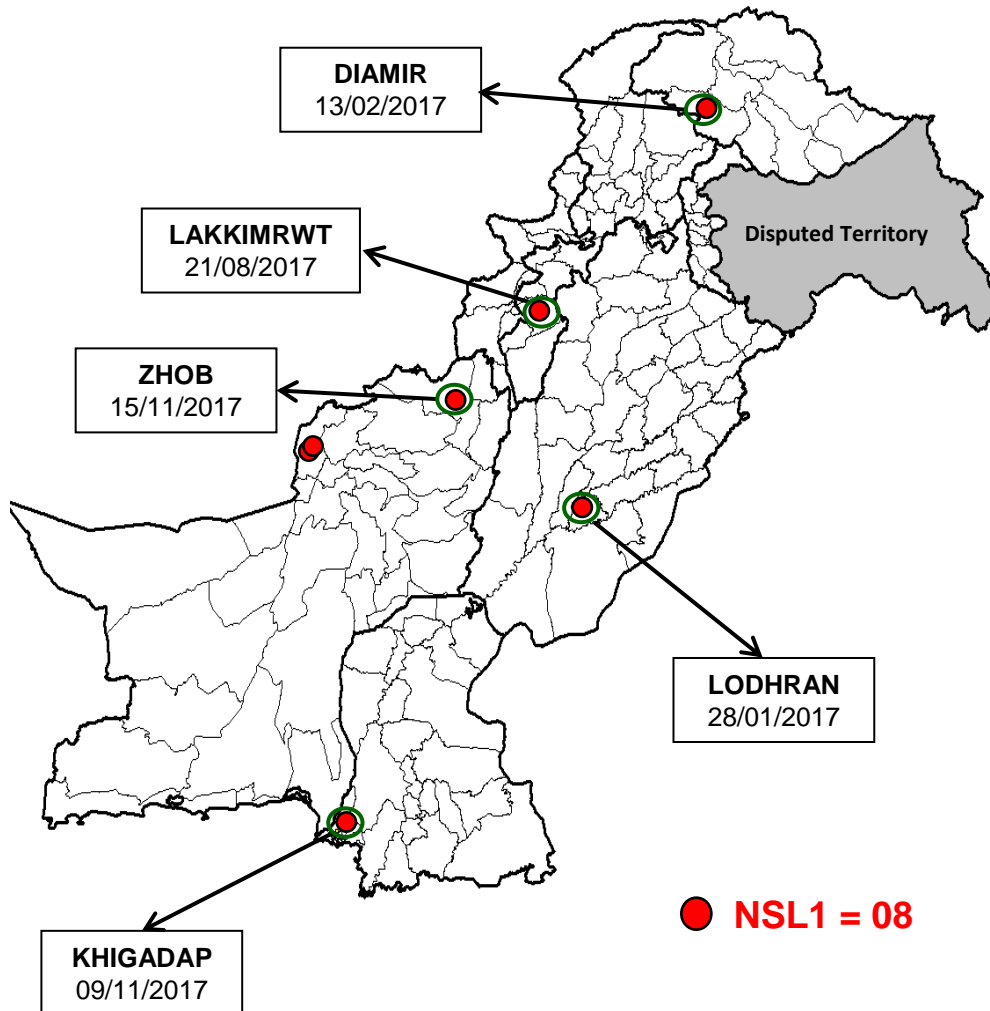
Cases randomly placed in districts

\* Afp.rec Data as of 12-02-2018




**Seven Env samples are Positive in 2018**  
 KHISITE, KHILANDHI, Kabdulah, Kohat, Peshawar, Rawalpindi and Islamabad

# Map1: Distribution of Wild Polio Cases Pakistan 2017\*

Districts/Towns with Wild Polio Cases = 08



Province/ Country	Date of Last Case		Number of cases 2017	
	P1	P3	P1	P3
FATA	Jul, 2016	Apr, 2012	-	-
KHYBER-PAKHTUNKHWA	Aug, 2017	Oct, 2010	01	-
SINDH	Nov, 2017	Jan, 2010	02	-
BALUCHISTAN	Nov, 2017	Apr, 2010	03	-
PUNJAB	Jan, 2017	Jun, 2010	01	-
AJK	Jun, 2000	Jun, 2000	-	-
GILGIT-BALTISTAN	Feb, 2017	-	01	-
ISLAMABAD	Sep, 2008	Sep, 2008	-	-
<b>PAKISTAN</b>	<b>Nov, 2017</b>	<b>Apr, 2012</b>	<b>08</b>	<b>-</b>

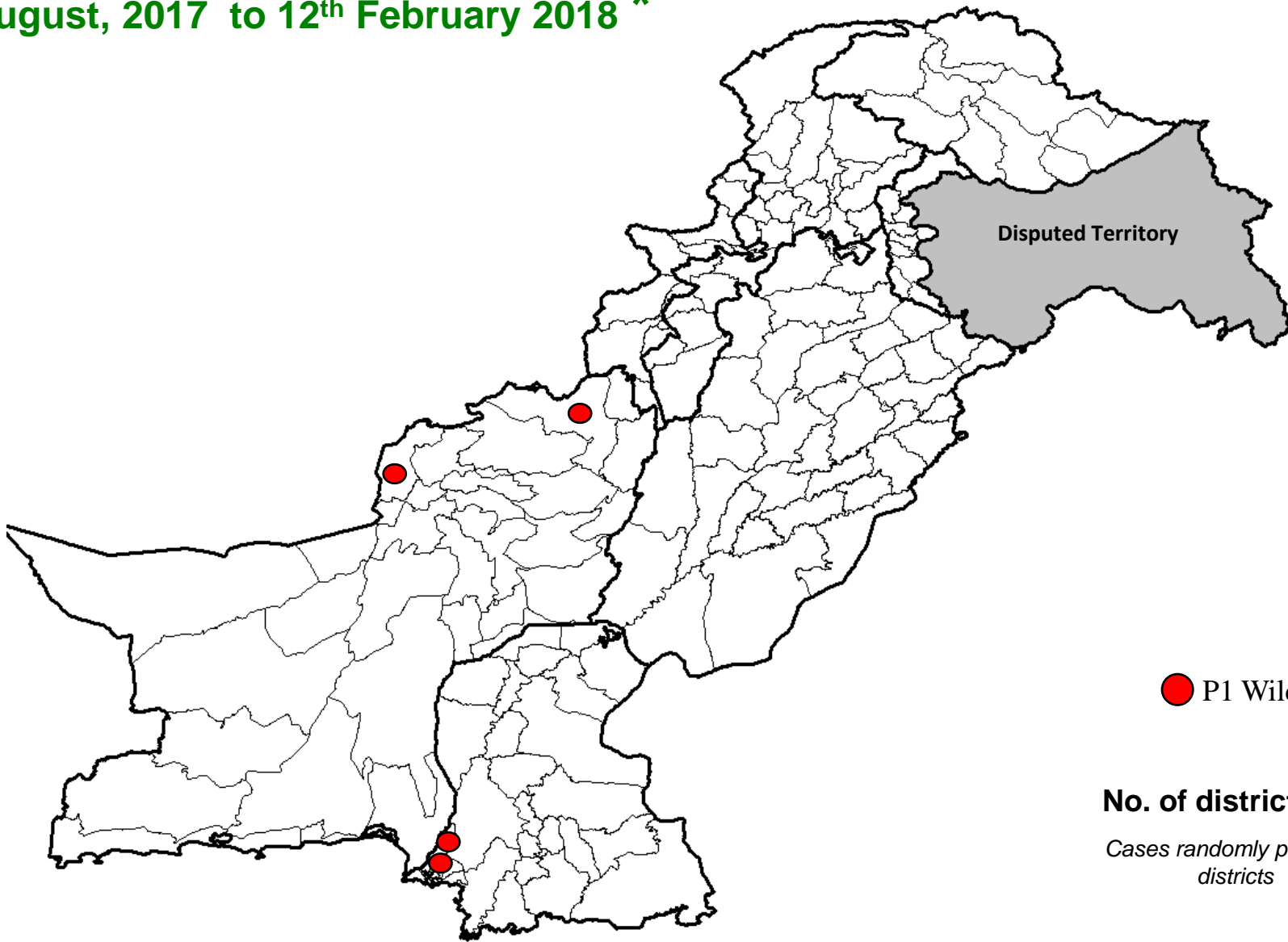
-  District with last polio case in province
-  Provincial Boundary
-  Districts Boundary

Cases randomly placed in districts

\* Afp.rec Data as of 12-02-2018

# Map 3: Wild Polio cases in the last 6 months

13<sup>th</sup> August, 2017 to 12<sup>th</sup> February 2018 \*



● P1 Wild = 04

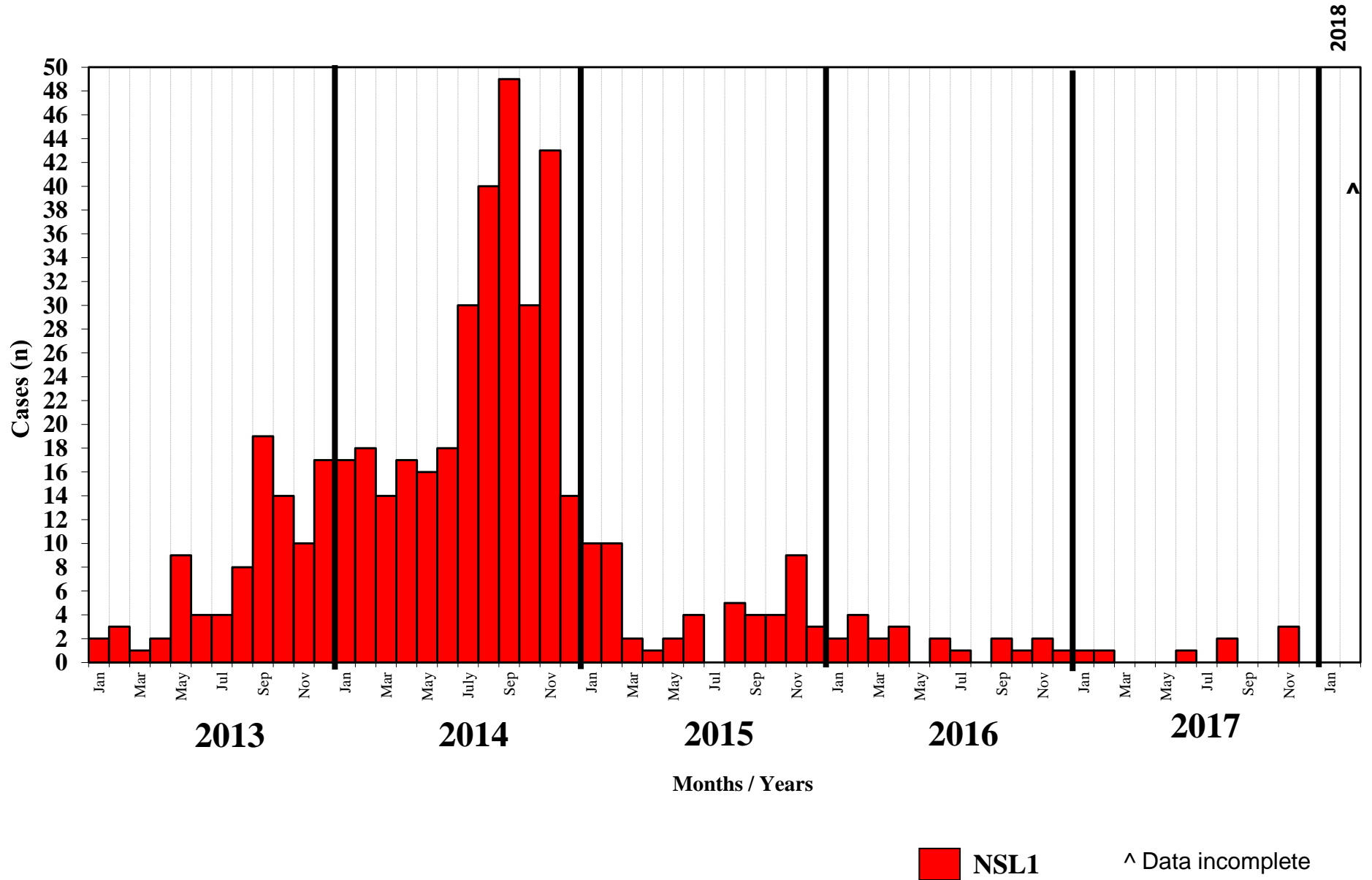
**No. of districts = 4**

*Cases randomly placed in districts*

— Provincial Boundary  
— Districts Boundary

\* Afp.rec Data as of 12-02-2018

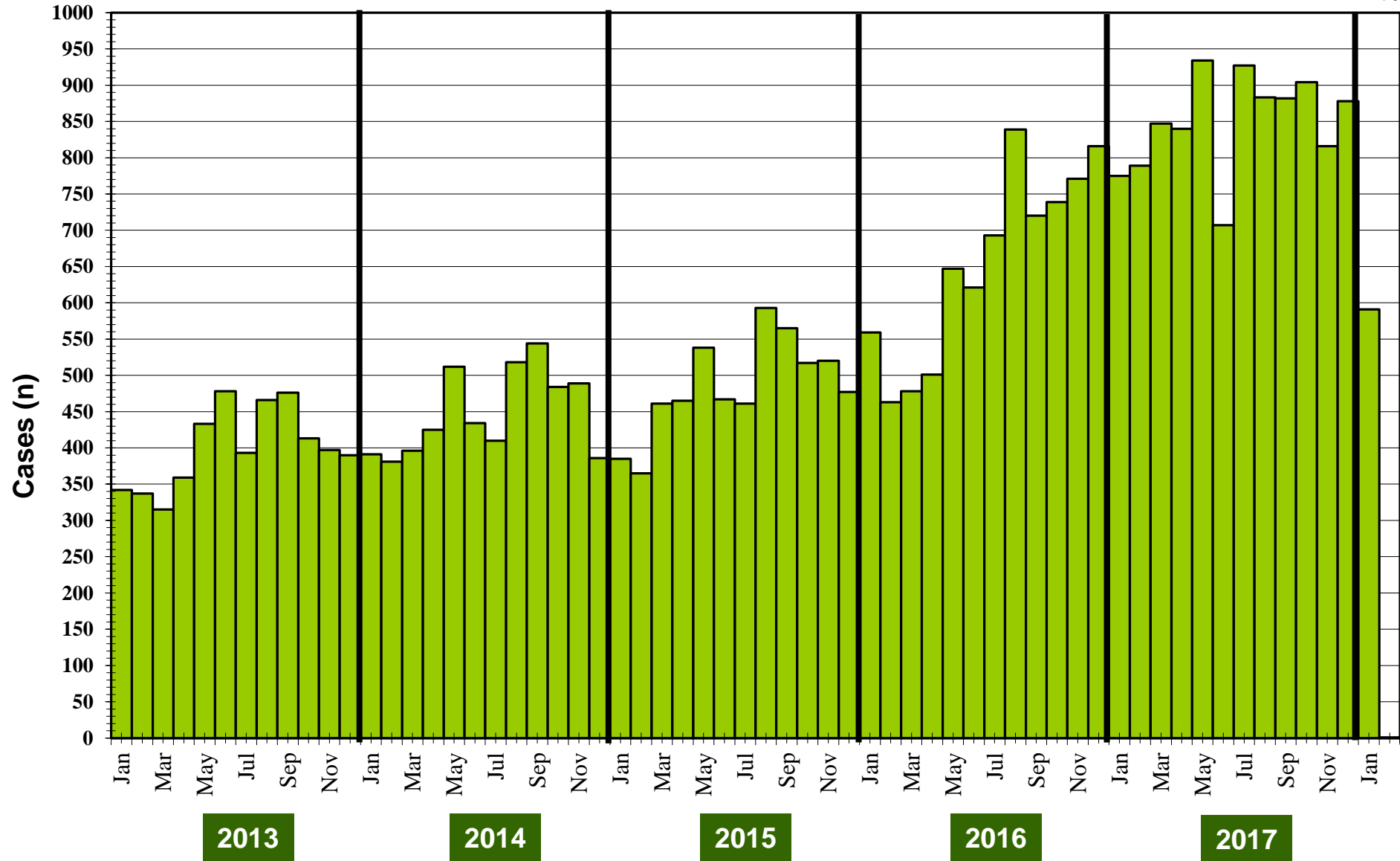
# Confirmed Polio Cases 2013-2018\*



\* Afp.rec Data as of 12-02-2018

# Graph 1: Distribution of AFP Cases by Month, Pakistan 2013-2018\*

2018



\* Afp.rec Data as of 12-02-2018

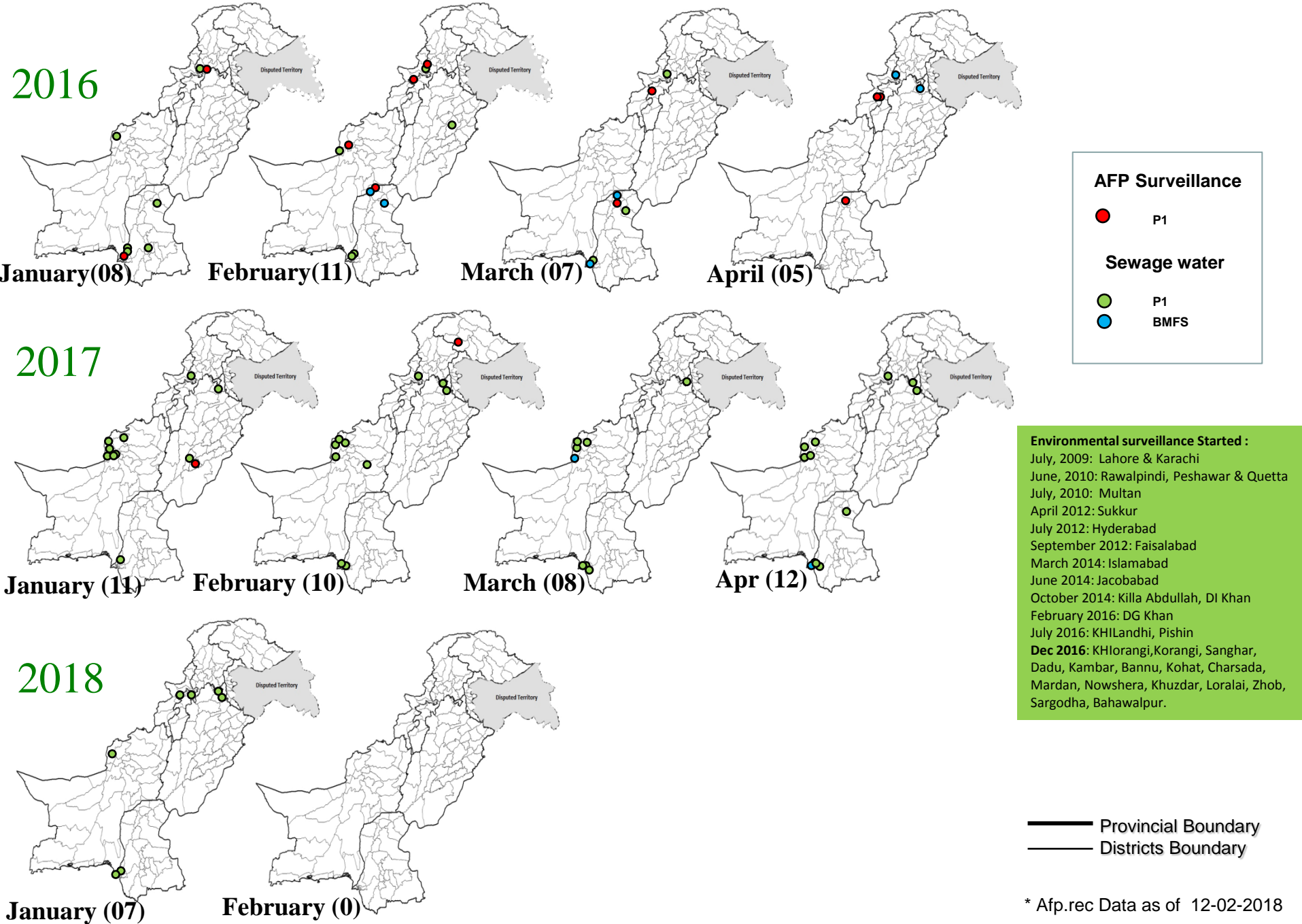
**Table 4: Distribution of AFP Cases By Week of Onset ^  
Pakistan- 2017-2018\* [Week number / Ending on]**

<b>PROVINCE</b>	<b>W 42 21 Oct 2017</b>	<b>W 43 28 Oct 2017</b>	<b>W 44 04 Nov 2017</b>	<b>W 45 11 Nov 2017</b>	<b>W 46 18 Nov 2017</b>	<b>W 47 25 Nov 2017</b>	<b>W 48 03 Dec 2017</b>	<b>W 49 09 Dec 2017</b>	<b>W 50 16 Dec 2017</b>	<b>W 51 23 Dec 2017</b>	<b>W 52 30 Dec 2017</b>	<b>W 01 06 Jan 2017</b>	<b>W 02 13 Jan 2017</b>	<b>W 03 20 Jan 2017</b>	<b>W 04 27 Jan 2017</b>
<b>PUNJAB</b>	79	77	47	70	78	88	74	92	112	109	73	94	93	75	11
<b>SINDH</b>	37	56	48	39	56	49	33	29	49	38	32	42	27	25	11
<b>FATA</b>	10	6	8	12	14	18	11	9	10	14	11	15	19	19	2
<b>BALUCHISTAN</b>	8	15	5	11	10	11	3	15	9	9	9	17	8	11	1
<b>AJK</b>	9	3	5	5	3	1	5	3	1	2	11	8	3	1	0
<b>GILGIT BILTISTAN</b>	1	0	0	0	3	0	0	1	2	2	2	1	2	0	0
<b>ISLAMABAD</b>	3	3	3	4	0	1	1	1	1	10	1	2	1	1	0
<b>KPAKHTUNKHWA</b>	47	55	52	36	41	48	31	39	65	40	35	47	38	14	1
<b>PAKISTAN</b>	<b>194</b>	<b>215</b>	<b>168</b>	<b>177</b>	<b>205</b>	<b>216</b>	<b>158</b>	<b>189</b>	<b>249</b>	<b>224</b>	<b>174</b>	<b>226</b>	<b>191</b>	<b>146</b>	<b>26</b>

\* Afp.rec & Afplab.rec: Data as of 12-02-2018

^ MMWR Epidemiological Weeks

# Map 4: Monthly Comparison of Polio Cases/Isolates 2016-2018\*

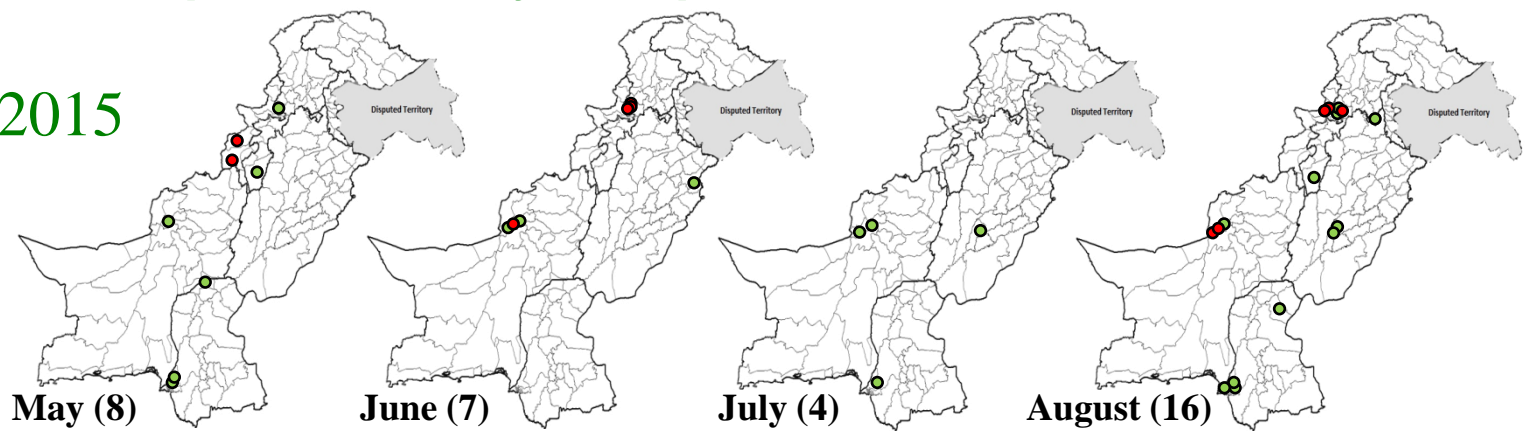


\* Afp.rec Data as of 12-02-2018



# Map 4.1: Monthly Comparison of Polio Cases/Isolates 2015-2017\*

2015



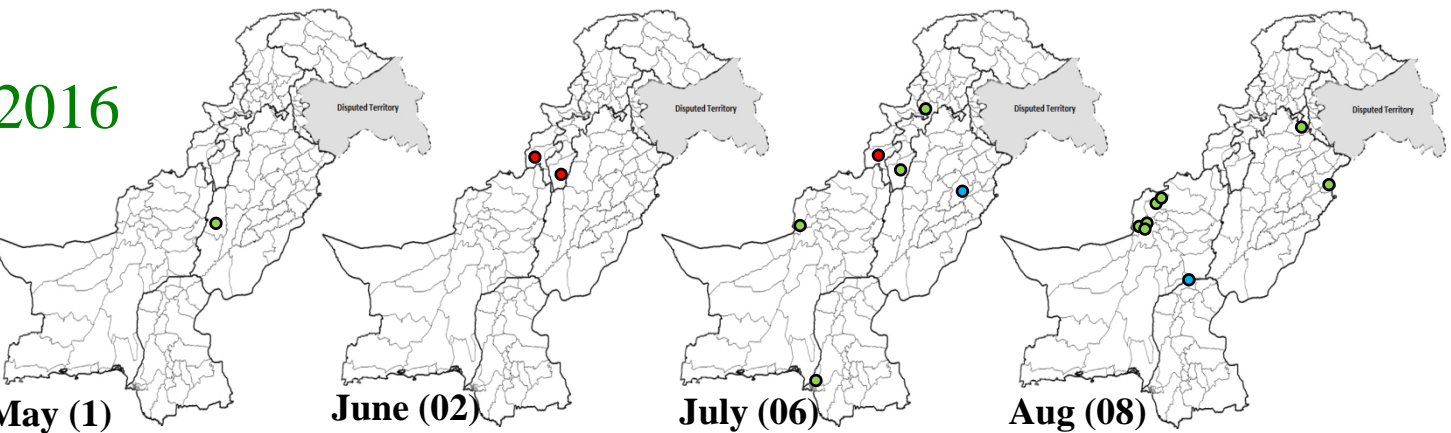
**AFP Surveillance**

- P1

**Sewage water**

- P1
- BMFS

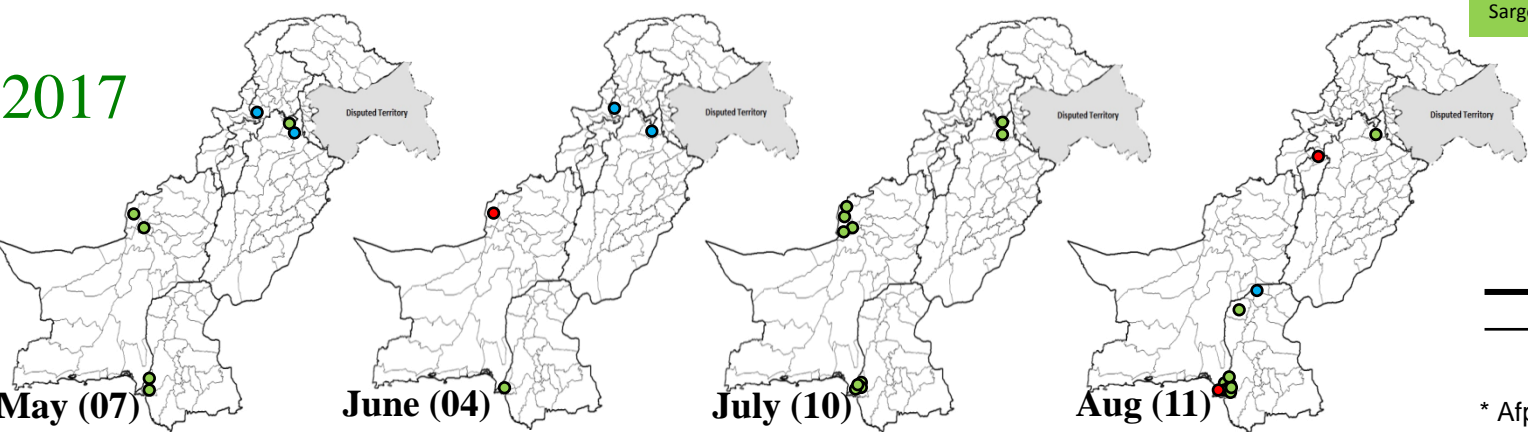
2016



**Environmental surveillance Started :**

- July, 2009: Lahore & Karachi
- June, 2010: Rawalpindi, Peshawar & Quetta
- July, 2010: Multan
- April 2012: Sukkur
- July 2012: Hyderabad
- September 2012: Faisalabad
- March 2014: Islamabad
- June 2014: Jacobabad
- October 2014: Killa Abdullah, DI Khan
- February 2016: DG Khan
- July 2016: KHILandhi, Pishin
- Dec 2016:** KHlorangi, Korangi, Sanghar, Dadu, Kambar, Bannu, Kohat, Charsada, Mardan, Nowshera, Khuzdar, Loralai, Zhob, Sargodha, Bahawalpur.

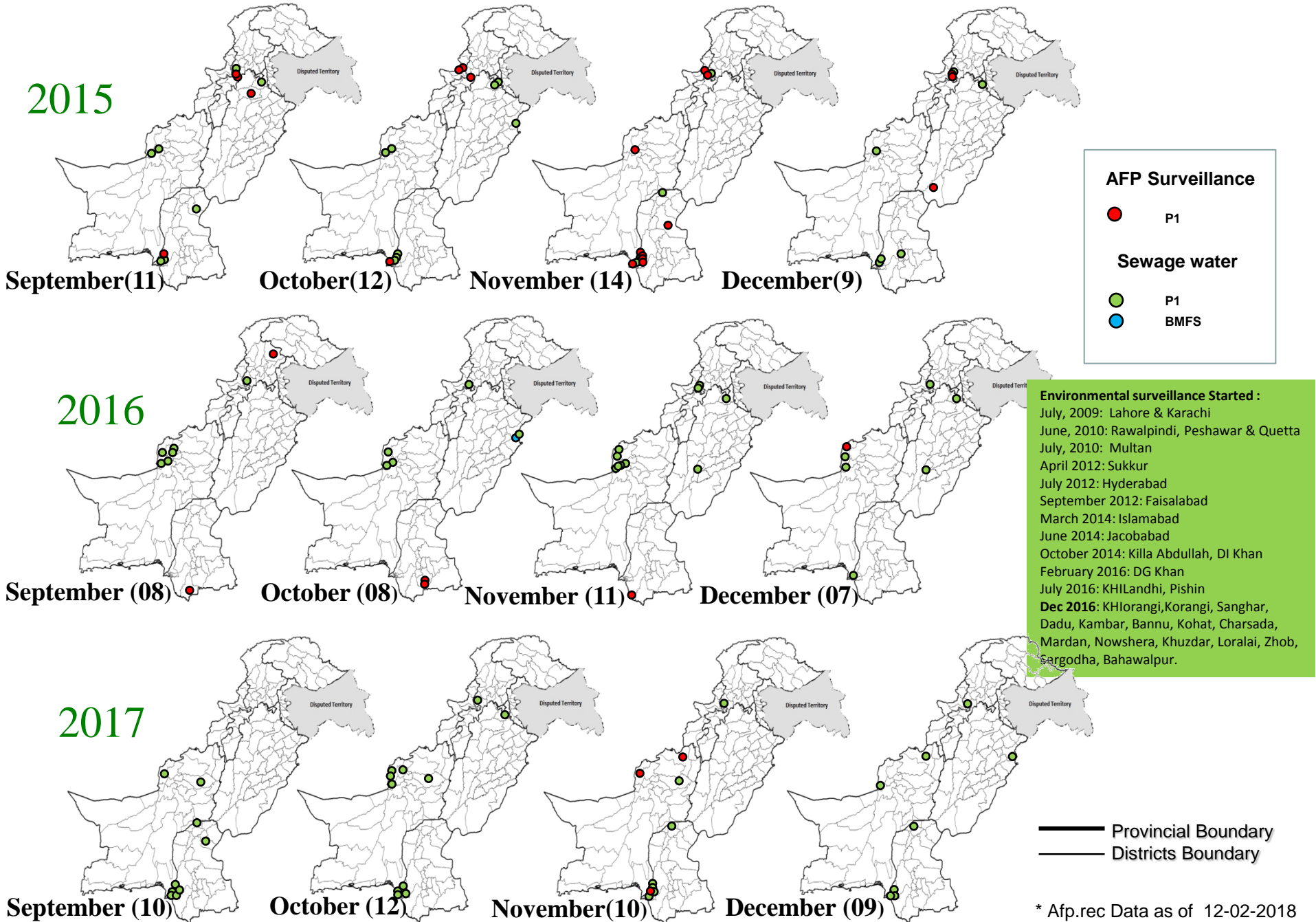
2017



— Provincial Boundary  
 — Districts Boundary

\* Afp.rec Data as of 12-02-2018

# Map 4.2: Monthly Comparison of Polio Cases/Isolates 2015-2017\*



\* Afp.rec Data as of 12-02-2018

# Table 5: Polio Eradication Update, Pakistan 2015-2017\*

Province/Region	Polio 1		
	2015	2016	2017
FATA	16	02	-
KP	17	08	01
SINDH	12	08	02
PUNJAB	02	-	01
BALUCHISTAN	07	02	03
AJK	-	-	-
Gilgit-Baltistan	-	-	01
ISLAMABAD	-	-	-
<b>PAKISTAN</b>	<b>54</b>	<b>20</b>	<b>08</b>

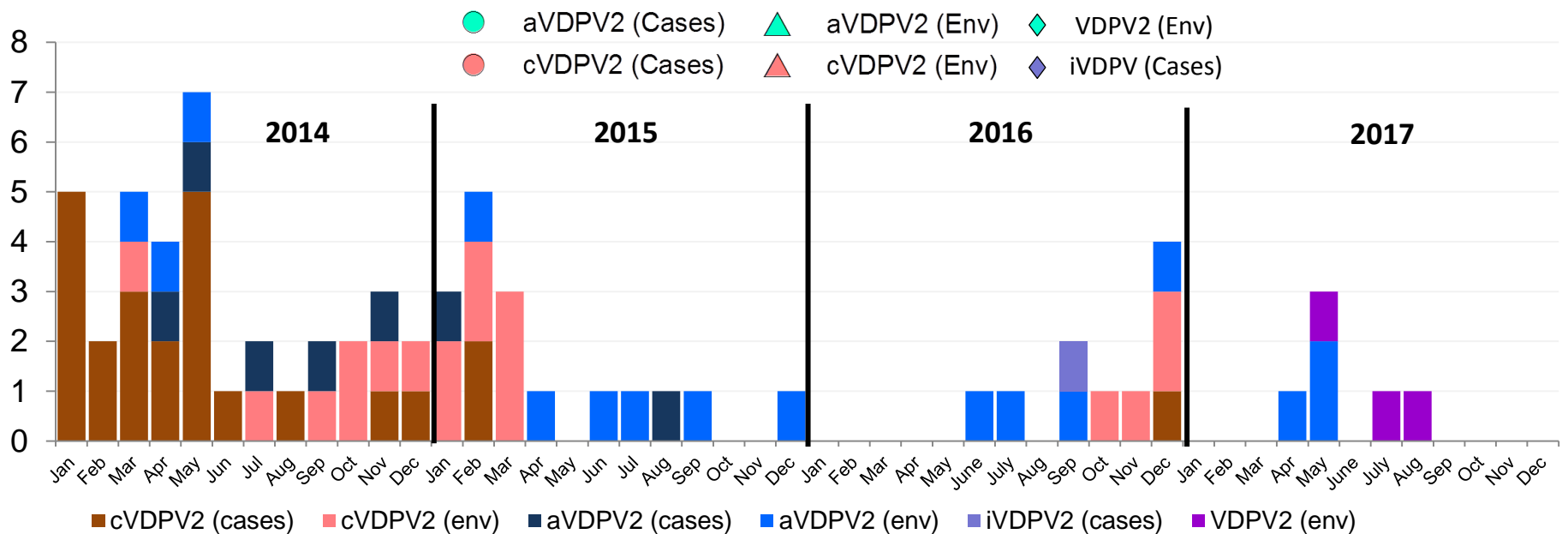
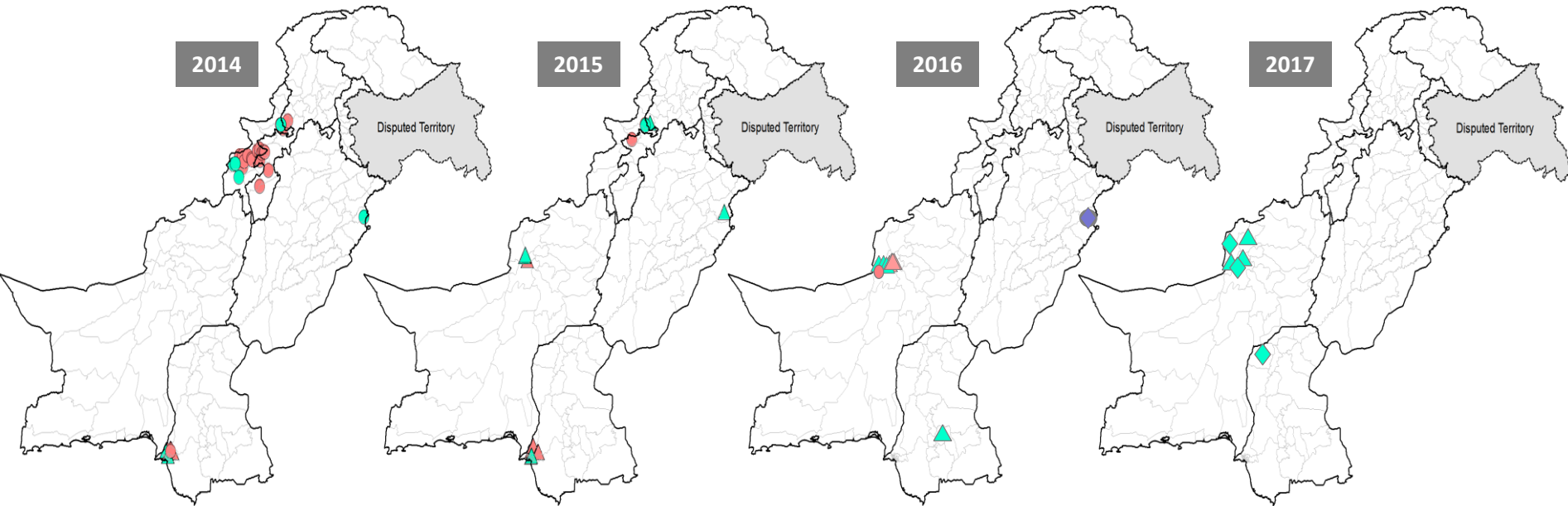


\* Afp.rec Data as of 12-02-2018

# VDPV2 isolates, 2013 to 2017\*

DISTRICT	2013		2014				2015				2016						2017									
	aVDPV-2		cVDPV-2		aVDPV-2		cVDPV-2		aVDPV-2		cVDPV-2		aVDPV-2		iVDPV-2		cVDPV-2		VDPV 2	aVDPV-2		iVDPV-2		cVDPV-2		VDPV 2
	Cases	Env	Cases	Env	Cases	Env	Cases	Env	Cases	Env	Cases	Env	Cases	Env	Cases	Env	Cases	Env		Cases	Env	Cases	Env	Cases	Env	
JAFARABAD		1																								
MASTUNG		1																								
PISHIN																									1	
QUETTA								2	1			3			1	4								2		1
KABDULAH																										1
<b>BALUCHISTAN</b>		<b>2</b>						<b>2</b>	<b>1</b>			<b>3</b>			<b>1</b>	<b>4</b>								<b>3</b>		<b>2</b>
FR BANNU							8																			
KHYBER					1	2		1	1																	
MOHMAND		1																								
WAZIR-N		41			2	7																				
WAZIR-S					1																					
<b>FATA</b>		<b>42</b>			<b>4</b>	<b>17</b>		<b>1</b>	<b>1</b>																	
BANNU						1																				
HANGU											1															
LAKKIMRWT						1																				
PESHAWAR						1		1																		
<b>KPAKHTUNKHWA</b>						<b>3</b>		<b>1</b>	<b>1</b>																	
LAHORE					1			1					1													
<b>PUNJAB</b>					<b>1</b>			<b>1</b>					<b>1</b>													
KAMBAR																										1
KHIGADAP		4	2		2	1	7				6															
KHIGIQBAL					1				2																	
KHIGULBERG								1																		
HYDERABAD													1													
<b>SINDH</b>		<b>4</b>	<b>2</b>		<b>3</b>	<b>1</b>	<b>7</b>	<b>1</b>	<b>2</b>	<b>6</b>		<b>1</b>														<b>1</b>
<b>PAKISTAN</b>		<b>48</b>	<b>2</b>		<b>5</b>	<b>3</b>	<b>21</b>	<b>7</b>	<b>2</b>	<b>6</b>	<b>2</b>	<b>7</b>	<b>4</b>	<b>1</b>		<b>1</b>	<b>4</b>						<b>3</b>		<b>3</b>	

# VDPV isolates (Cases + ES), 2014 – 2017\*



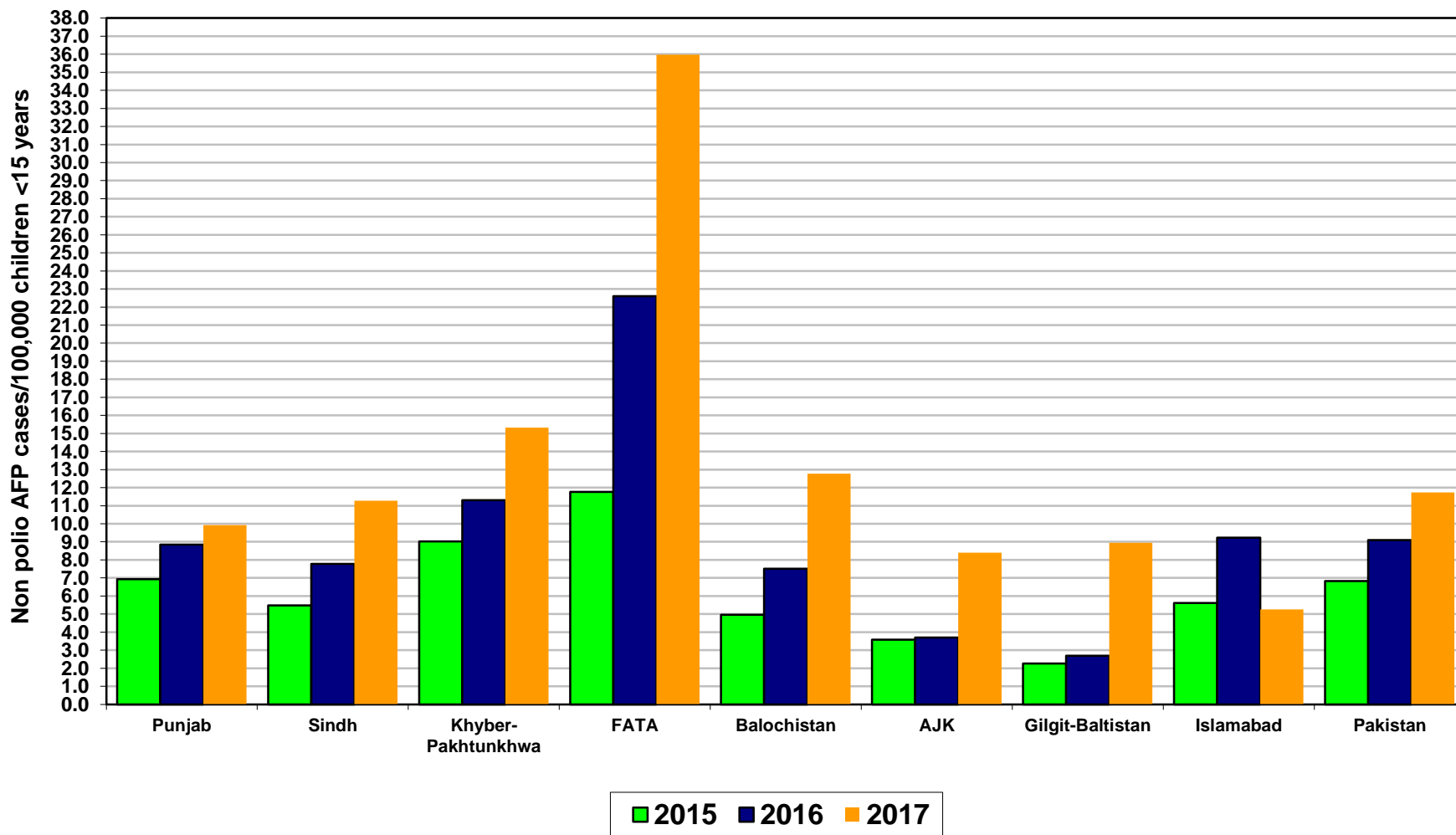
\* Afp.rec Data as of 12-02-2018

## Table 6: Vaccination status of non polio AFP cases age 6-59 months 2015-2017\*

REGION	0 dose			1-2 doses			3 doses			4-6 doses			7+ doses		
	15	16	17	15	16	17	15	16	17	15	16	17	15	16	17
Central Punjab	0%	0%	0%	0%	0%	0%	0%	1%	1%	3%	3%	3%	96%	97%	96%
North Punjab	0%	0%	0%	0%	0%	0%	1%	0%	1%	3%	2%	2%	95%	98%	97%
South Punjab	0%	0%	0%	0%	0%	0%	1%	0%	0%	2%	2%	2%	97%	98%	98%
<b>PUNJAB</b>	<b>0%</b>	<b>0%</b>	<b>0%</b>	<b>0%</b>	<b>0%</b>	<b>0%</b>	<b>0%</b>	<b>0%</b>	<b>1%</b>	<b>3%</b>	<b>2%</b>	<b>2%</b>	<b>96%</b>	<b>97%</b>	<b>97%</b>
Karachi	2%	0%	0%	3%	1%	1%	1%	1%	1%	5%	5%	7%	89%	93%	91%
North Sindh	0%	0%	0%	1%	0%	0%	1%	0%	0%	8%	5%	3%	90%	94%	97%
South Sindh	0%	0%	0%	1%	1%	0%	1%	1%	1%	7%	6%	4%	91%	92%	96%
<b>SINDH</b>	<b>0%</b>	<b>0%</b>	<b>0%</b>	<b>1%</b>	<b>1%</b>	<b>0%</b>	<b>1%</b>	<b>1%</b>	<b>0%</b>	<b>7%</b>	<b>5%</b>	<b>4%</b>	<b>90%</b>	<b>93%</b>	<b>95%</b>
Central Khyber Pakhtunkhwa	1%	0%	0%	1%	0%	0%	1%	0%	0%	3%	1%	1%	94%	99%	98%
North Khyber Pakhtunkhwa	1%	1%	0%	1%	1%	1%	1%	0%	1%	4%	2%	3%	94%	96%	94%
South Khyber Pakhtunkhwa	1%	0%	0%	1%	1%	2%	2%	1%	2%	11%	1%	4%	83%	96%	92%
<b>Khyber Pakhtunkhwa</b>	<b>1%</b>	<b>0%</b>	<b>0%</b>	<b>1%</b>	<b>1%</b>	<b>1%</b>	<b>1%</b>	<b>0%</b>	<b>1%</b>	<b>5%</b>	<b>1%</b>	<b>3%</b>	<b>91%</b>	<b>97%</b>	<b>96%</b>
<b>FATA</b>	<b>3%</b>	<b>0%</b>	<b>0%</b>	<b>3%</b>	<b>2%</b>	<b>0%</b>	<b>4%</b>	<b>1%</b>	<b>1%</b>	<b>7%</b>	<b>10%</b>	<b>8%</b>	<b>84%</b>	<b>88%</b>	<b>91%</b>
Rest of Balochistan	11%	7%	0%	9%	7%	9%	2%	2%	4%	25%	23%	14%	54%	62%	73%
North Balochistan	11%	0%	0%	14%	3%	6%	0%	3%	2%	17%	10%	10%	57%	83%	82%
Quetta Block	3%	1%	0%	15%	1%	2%	9%	4%	3%	12%	10%	8%	61%	83%	87%
<b>BALUCHISTAN</b>	<b>9%</b>	<b>2%</b>	<b>0%</b>	<b>12%</b>	<b>3%</b>	<b>4%</b>	<b>3%</b>	<b>3%</b>	<b>3%</b>	<b>19%</b>	<b>13%</b>	<b>9%</b>	<b>56%</b>	<b>80%</b>	<b>83%</b>
<b>PAKISTAN</b>	<b>1%</b>	<b>0%</b>	<b>0%</b>	<b>1%</b>	<b>1%</b>	<b>1%</b>	<b>1%</b>	<b>1%</b>	<b>1%</b>	<b>5%</b>	<b>4%</b>	<b>4%</b>	<b>92%</b>	<b>95%</b>	<b>95%</b>

\* Afp.rec Data as of 12-02-2018

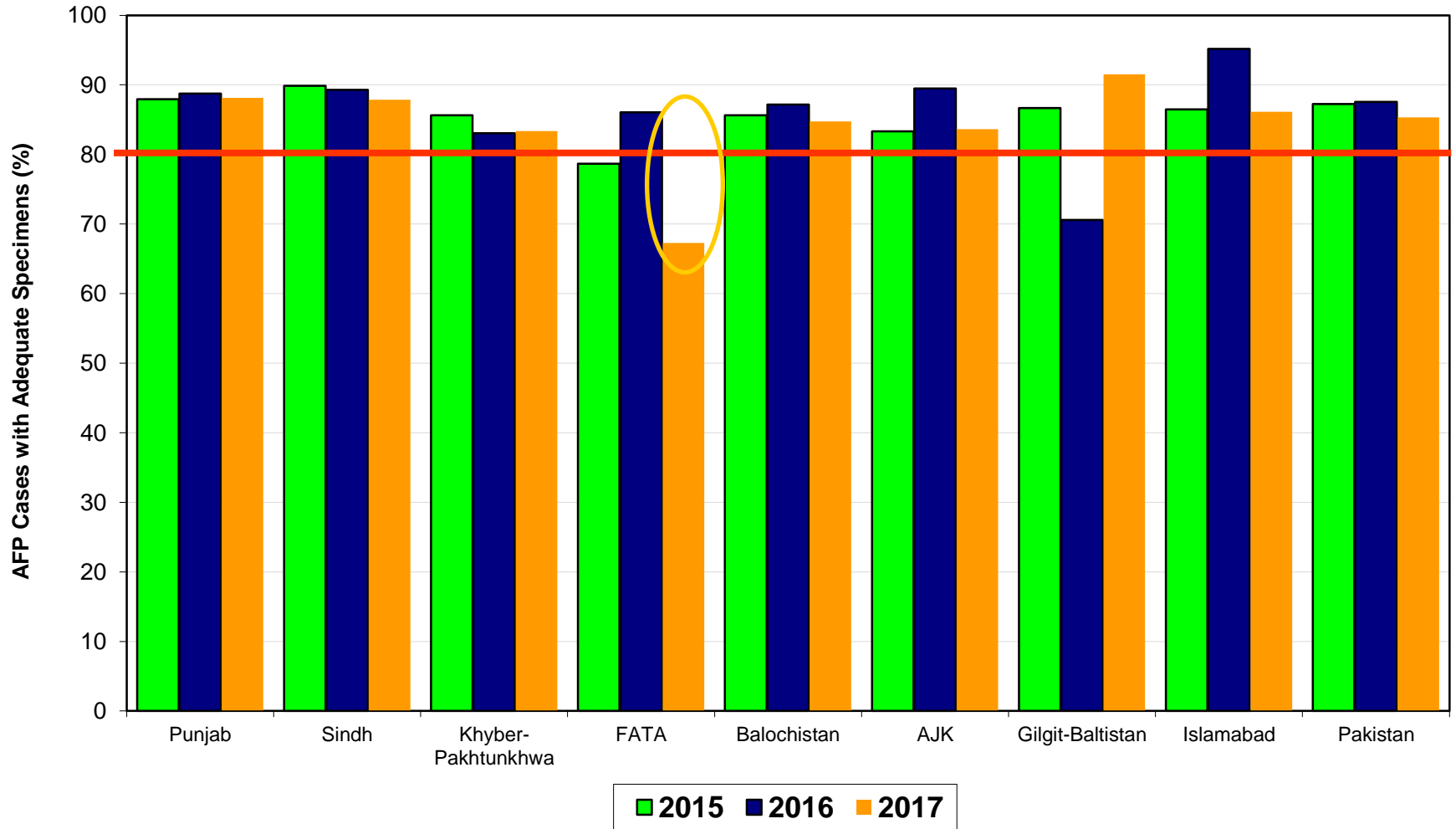
# Non Polio AFP Rate By Province/Regions, 2015-2017\*



Minimum Target Non-Polio AFP Rate for Tier-1 and Tier-2 districts is 6/100000 < 15 years of the age  
 Minimum Target Non-Polio AFP Rate for Tier-3 and Tier-4 districts is 3/100000 < 15 years of the age

\* Afp.rec Data as of 12-02-2018

# Percent AFP Cases with Adequate Specimens By Province/Regions, 2015-2017\*

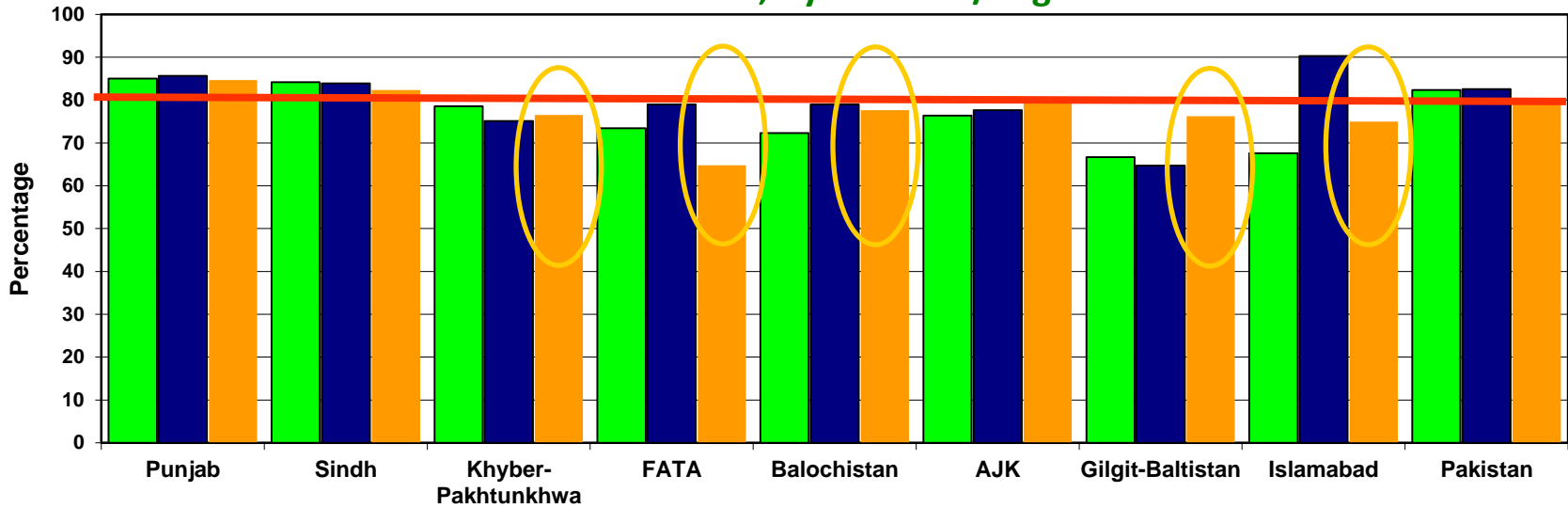


\* Afp.rec Data as of 12-02-2018

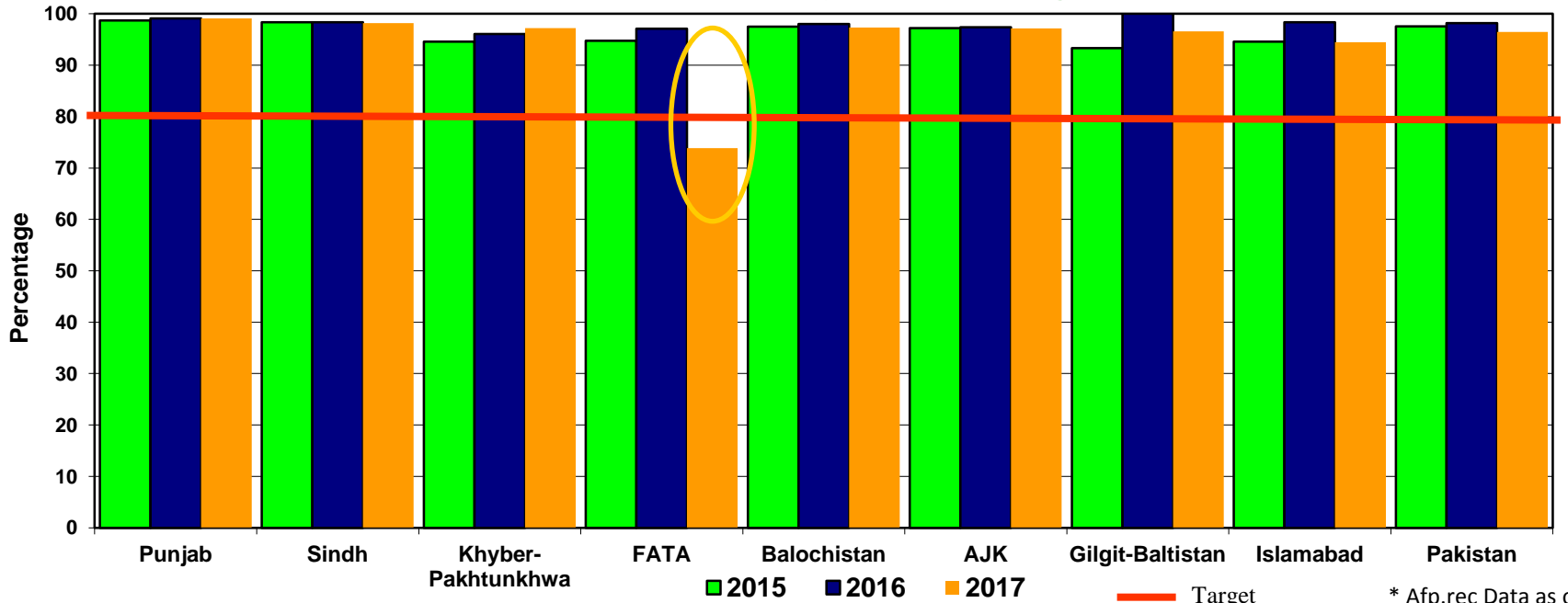
— Target Adequate Sample cases = 80%



**Graph 5: Percent AFP Cases Notified within 07 days of paralysis onset  
2015 - 2017\*; By Province/Regions**



**Graph 6: Percent AFP Cases Investigated within 48 hours of notification  
2015 ~ 2017\*; By Province/Regions**



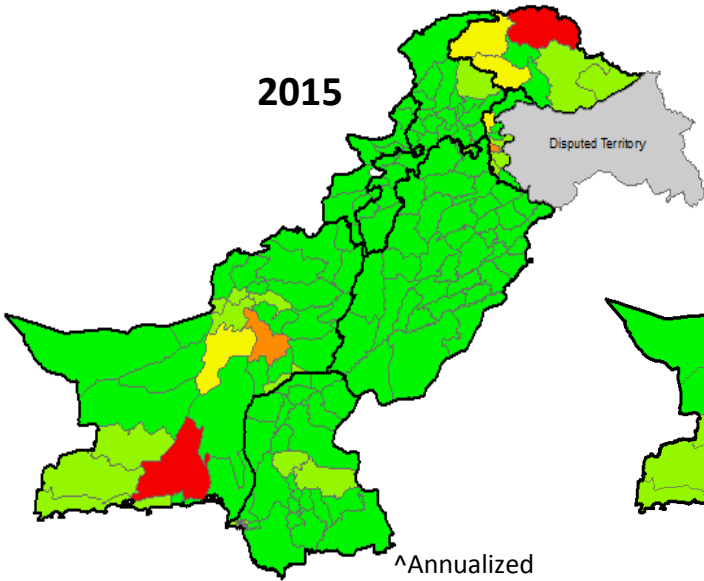
■ 2015 ■ 2016 ■ 2017

— Target

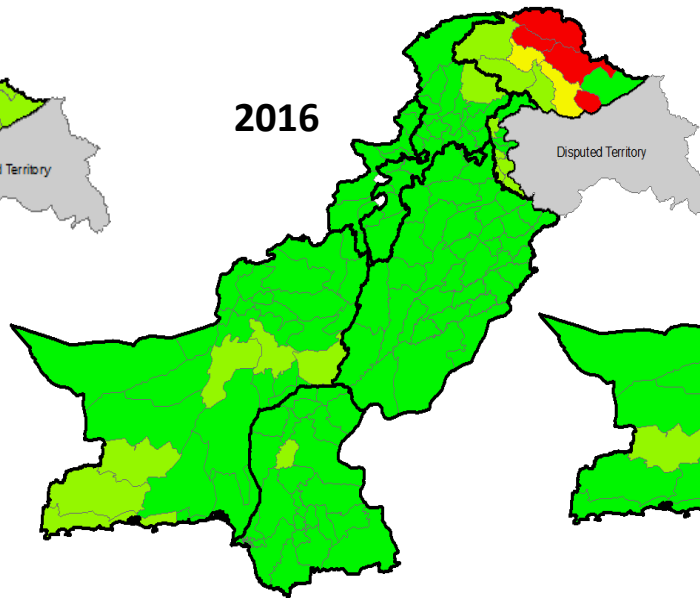
\* Afp.rec Data as of 12-02-2018

# Non-Polio ^ AFP Rate by District

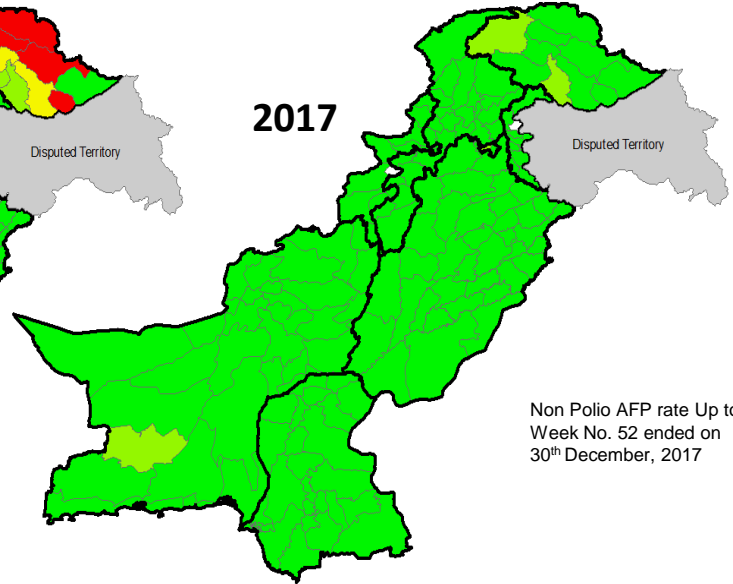
2015



2016



2017



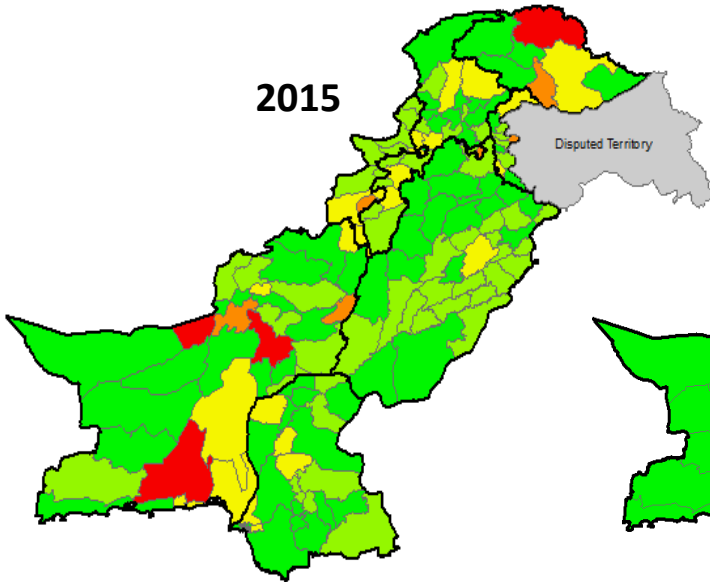
Non Polio AFP rate Up to Week No. 52 ended on 30<sup>th</sup> December, 2017

^Annualized

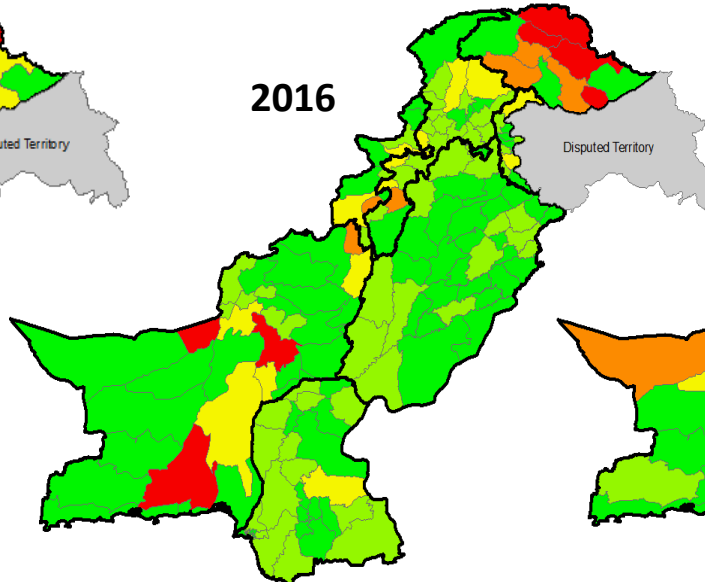


# Percent AFP Cases with Adequate Specimens, by District

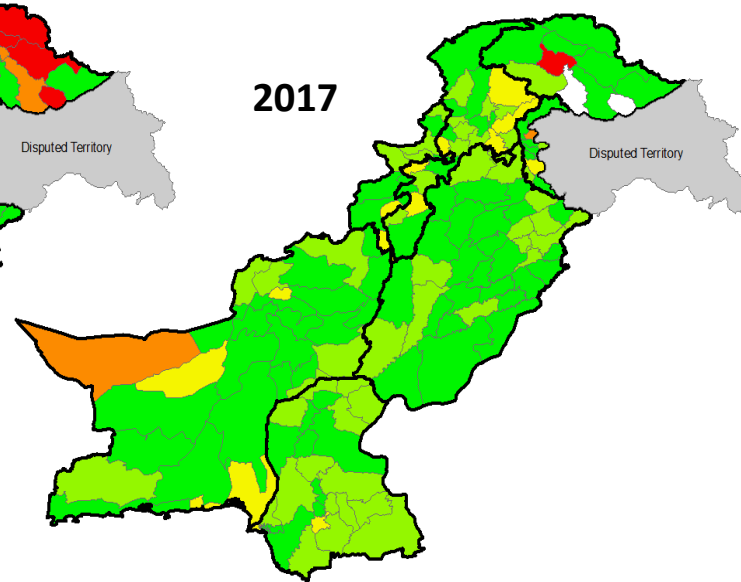
2015



2016



2017



**Table 7.3: AFP CASES PENDING FOR CLASSIFICATION  
WITH DATE OF ONSET MORE THAN 90 DAYS\* 2017 (1/7)**

S. No	DISTRICT	TEHSIL	EPID	SEX	AGE	DONSET	DOSESE	DSTOOL1	DSTOOL2	LAB	FEVER	ASVM	PROG	FUP	PEND (DAYS)
1	BHAKKAR	BHAKKAR	PB/44/17/035	M	168	24-07-17	7+	12-08-17	13-08-17	NVI	Y	N	Y	Y	203
2	DIRUPPER	DIRUPPER	KP/25/17/0800	M	36	12-09-17	7+	08-10-17	09-10-17	EV	UK	UK	UK		153
3	DIRUPPER	DIRUPPER	KP/25/17/038	M	7	30-10-17	7+	16-11-17	17-11-17	NVI	UK	UK	UK		105
4	FR BANNU	FR BANNU	FT/59/17/013	M	108	17-04-17	7+	23-05-17	24-05-17		UK	UK	UK		301
5	GCHANCHE	GCHANCHE	GB/51/17/007	F	7	19-01-17	7+	27-12-17	28-12-17	NVI	UK	UK	UK		389
6	GUJRANWALA	GUJRANWALA	PB/21/17/197	M	72	19-10-17	7+	04-11-17	05-11-17	NVI	UK	UK	UK		116
7	GUJRANWALA	GUJRANWALA	PB/21/17/214	M	26	10-11-17	7+	16-12-17	17-12-17	NVI	UK	UK	UK		94
8	KARAK	KARAK	KP/51/17/071	F	5	19-10-17	7+	02-11-17	03-11-17	VACC	UK	UK	UK		116
9	KARAK	KARAK	KP/51/17/084	M	51	13-11-17	7+	14-12-17	15-12-17	NVI	UK	UK	UK		91
10	KARAK	KARAK	KP/51/17/088	F	56	06-11-17	7+	21-12-17	22-12-17	NVI	UK	UK	UK		98
11	KHAIRPUR	KHAIRPUR	SD/73/17/096	F	48	04-11-17	7+		LATE NOTIFIED		UK	UK	UK		100
12	KHIBINQASIM	KHIBINQASIM	SD/62/17/043	F	18	10-10-17	7+	24-12-17	25-12-17	NVI	UK	UK	UK		125
13	KHIGADAP	KHIGADAP	SD/63/17/053	M	36	16-10-17	7+	16-11-17	18-11-17	VACC	UK	UK	UK		119
14	KHIORANGI	KHIORANGI	SD/75/17/033	F	34	30-09-17	7+	27-11-17	29-11-17	EV	UK	UK	UK		135
15	LAHORE	LAHORE	PB/31/17/275	M	4	21-10-17	7+	20-12-17	21-12-17	NVI	UK	UK	UK		114
16	MALAKAND	MALAKAND	PB/20/17/042	M	19	07-09-17	7+		LATE NOTIFIED		UK	UK	UK		158
17	MBDIN	MBDIN	PB/24/17/052	F	60	25-08-17	7+		LATE NOTIFIED		Y	N	N	Y	171
18	MIANWALI	MIANWALI	PB/43/17/044	M	120	13-07-17	7+	28-07-17	29-07-17	EV	UK	UK	UK		214
19	MIANWALI	MIANWALI	PB/43/17/082	M	36	07-08-17	7+		LATE NOTIFIED		Y	Y	Y		189
20	MUZFARGARH	MUZFARGARH	PB/83/17/233	F	120	15-10-17	7+	17-11-17	19-11-17	NVI	UK	UK	UK		120
21	PAKPATTEN	PAKPATTEN	PB/66/17/073	M	18	28-10-17	7+	14-11-17	16-11-17	NVI	UK	UK	UK		107
22	PAKPATTEN	PAKPATTEN	PB/66/17/074	F	72	31-10-17	7+	11-11-17	24-11-17	NVI	UK	UK	UK		104
23	RAJANPUR	RAJANPUR	PB/82/17/120	F	58	26-09-17	7+	28-10-17	30-10-17	VACC	UK	N	Y		139
24	RAJANPUR	RAJANPUR	PB/82/17/133	M	13	25-10-17	7+	26-11-17	27-11-17	EV	UK	UK	UK		110
25	SKARDU	SKARDU	GB/21/17/003	M	72	04-01-17	7+	17-05-17		NVI	UK	UK	UK		404
26	SUKKUR	SUKKUR	SD/41/17/076	M	24	29-10-17	7+		LATE NOTIFIED		Y	Y	Y		106
27	THARPARKAR	THARPARKAR	SD/33/17/060	M	48	08-11-17	7+	09-12-17	10-12-17	NVI	UK	UK	UK		96
28	BAHAWALPUR	BWP CITY	PB/71/17/102	M	144	10-11-17	7+	24-11-17	27-11-17	EV	UK	UK	UK		94
29	BAHWALNAGAR	BAHAWALNAGAR	PB/73/17/050	M	60	01-07-17	7+		LATE NOTIFIED		N	Y	Y		226
30	BAHWALNAGAR	MINCHANABA	PB/73/17/069	M	27	03-09-17	7+	19-09-17	21-09-17	NVI	Y	Y	Y		162
31	BAHWALNAGAR	MINCHANABA	PB/73/17/072	M	48	15-09-17	7+		DIED BEFORE STOOL		Y	N	Y	DIED	150
32	BAHWALNAGAR	BAHAWALNAGAR	PB/73/17/080	F	46	18-10-17	7+		LATE NOTIFIED		Y	Y	Y		117
33	BAHWALNAGAR	BAHAWALNAGAR	PB/73/17/081	F	24	11-10-17	7+	27-10-17	30-10-17	NVI	N	N	N		124
34	BAHWALNAGAR	CHISHTIAN	PB/73/17/088	M	48	01-11-17	7+	20-11-17	21-11-17	NVI	N	N	Y		103
35	BAHWALNAGAR	CHISHTIAN	PB/73/17/104	M	120	14-10-17	7+		LATE NOTIFIED		UK	UK	UK		121
36	BHAKKAR	BHAKKAR	PB/44/17/043	M	96	07-09-17	7+	23-09-17	24-09-17	NVI	N	N	Y	Y	158
37	CHAKWAL	CHAKWAL	PB/13/17/040	M	66	16-08-17	7+	25-08-17	08-09-17	NVI	Y	N	Y	Y	180
38	CHAKWAL	CHAKWAL	PB/13/17/047	M	12	03-07-17	7+	03-10-17	05-10-17	NVI	Y	Y	UK	Y	224
39	CHAKWAL	KALLAR KAHAR	PB/13/17/063	F	145	06-11-17	7+		LATE NOTIFIED		N	N	Y		98
40	CHINIOT	CHINIOT	PB/54/17/045	M	48	09-10-17	7+	23-10-17		EV	Y	Y	Y		126
41	DGKHAN	DG KHAN	PB/81/17/129	F	120	02-08-17	7+		LATE NOTIFIED		Y	Y	Y		194
42	DGKHAN	DG KHAN	PB/81/17/146	M	120	27-08-17	7+	11-09-17	23-09-17	NVI	N	N	Y	Y	169

\* Afp.rec Data as of 12-02-2018

€ Based on recall of parents

60 days Follow-up not done

FUP = Residual Weakness at 60 days follow up.

**Table 7.3: AFP CASES PENDING FOR CLASSIFICATION  
WITH DATE OF ONSET MORE THAN 90 DAYS\* 2017 (2/7)**

S. No	DISTRICT	TEHSIL	EPID	SEX	AGE	DONSET	DOSE€	DSTOOL1	DSTOOL2	LAB	FEVER	ASVM	PROG	FUP	PEND (DAYS)
43	DGKHAN	TAUNSA	PB/81/17/148	M	9	07-08-17	7+	07-09-17	08-09-17	EV	Y	Y	Y	Y	189
44	DGKHAN	DG KHAN	PB/81/17/175	M	18	20-07-17	7+	LATE NOTIFIED			Y	Y	Y	Y	207
45	DGKHAN	DG KHAN	PB/81/17/178	M	20	09-08-17	7+	LATE NOTIFIED			Y	N	Y	Y	187
46	DGKHAN	DG KHAN	PB/81/17/181	M	30	08-10-17	7+	26-10-17	27-10-17	NVI	N	N	Y	Y	127
47	DGKHAN	DG KHAN	PB/81/17/193	F	48	03-09-17	7+	LATE NOTIFIED			Y	Y	Y	Y	162
48	DGKHAN	DG KHAN	PB/81/17/204	M	3	24-09-17	4	LATE NOTIFIED			Y	Y	Y	Y	141
49	FAISALABAD	JARANWALA	PB/51/17/146	M	162	23-05-17	3	LATE NOTIFIED			Y	Y	UK	Y	265
50	FAISALABAD	TANDLIANWALA	PB/51/17/151	M	84	28-07-17	7+	14-08-17	16-08-17	EV	N	N	Y	Y	199
51	FAISALABAD	JARANWALA	PB/51/17/191	M	84	12-09-17	7+	LATE NOTIFIED			N	N	Y	Y	153
52	FAISALABAD	FSD CITY	PB/51/17/198	F	108	03-09-17	7+	22-09-17	23-09-17	EV	Y	N	Y	Y	162
53	FAISALABAD	FSD SADAR	PB/51/17/201	F	20	22-07-17	7+	LATE NOTIFIED			N	Y	UK	Y	205
54	FAISALABAD	JARANWALA	PB/51/17/203	M	39	02-09-17	7+	28-09-17	29-09-17	EV	Y	Y	Y	Y	163
55	FAISALABAD	SAMUNDRI	PB/51/17/208	F	30	10-09-17	7+	10-10-17	11-10-17	NVI	Y	N	N	Y	155
56	FAISALABAD	FSD SADAR	PB/51/17/209	M	11	04-08-17	7+	LATE NOTIFIED			N	Y	Y	Y	192
57	FAISALABAD	FSD CITY	PB/51/17/215	M	166	13-10-17	7+	23-10-17		NVI	N	N	Y	DIED	122
58	GUJRANWALA	AROOP TOWN	PB/21/17/125	F	18	26-06-17	7+	01-07-17		NVI	Y	Y	Y	DIED	231
59	GUJRANWALA	K.S PUR TOWN	PB/21/17/163	M	18	02-08-17	7+	07-09-17	08-09-17	EV	Y	N	Y	Y	194
60	GUJRANWALA	WAZIRABAD TOWN	PB/21/17/164	F	144	17-08-17	7+	10-09-17	12-09-17	EV	N	Y	Y	Y	179
61	GUJRANWALA	AROOP TOWN	PB/21/17/165	F	33	01-08-17	7+	10-09-17	11-09-17	NVI	Y	N	N	Y	195
62	GUJRANWALA	WAZIRABAD TOWN	PB/21/17/171	M	96	09-08-17	7+	16-09-17	18-09-17	NVI	N	Y	Y	Y	187
63	GUJRANWALA	K.S PUR TOWN	PB/21/17/184	F	147	20-09-17	7+	15-10-17	16-10-17	NVI	Y	Y	Y	Y	145
64	GUJRANWALA	N.VIRKAN TOWN	PB/21/17/186	M	96	28-09-17	7+	18-10-17	19-10-17	NVI	N	Y	Y	Y	137
65	GUJRANWALA	N.VIRKAN TOWN	PB/21/17/191	M	60	19-09-17	7+	21-10-17	22-10-17	NVI	N	Y	Y	Y	146
66	GUJRANWALA	N.VIRKAN TOWN	PB/21/17/192	M	120	15-08-17	7+	LATE NOTIFIED			Y	Y	Y	Y	181
67	GUJRAT	KHARIAN	PB/23/17/075	M	144	06-08-17	7+	11-08-17		NVI	N	N	Y	DIED	190
68	GUJRAT	KHARIAN	PB/23/17/087	M	42	18-07-17	7+	12-09-17	13-09-17	EV	Y	Y	Y	Y	209
69	GUJRAT	KHARIAN	PB/23/17/097	M	99	11-09-17	5	06-10-17	07-10-17	NVI	N	Y	Y	Y	154
70	GUJRAT	KHARIAN	PB/23/17/101	M	120	11-10-17	7+	26-10-17	02-11-17	NVI	N	N	Y	Y	124
71	GUJRAT	GUJRAT	PB/23/17/118	F	108	13-11-17	7+	01-12-17	03-12-17	NVI	UK	UK	UK	Y	91
72	HAFIZABAD	PINDI BHATTIAN	PB/22/17/053	F	156	28-07-17	7+	10-08-17	12-08-17	NVI	N	N	Y	Y	199
73	HAFIZABAD	PINDI BHATTIAN	PB/22/17/060	F	36	18-08-17	7+	25-08-17		NVI	Y	N	Y	DIED	178
74	HAFIZABAD	HAFIZABAD	PB/22/17/064	F	9	17-08-17	7+	09-09-17	10-09-17	NVI	Y	Y	N	Y	179
75	HAFIZABAD	HAFIZABAD	PB/22/17/075	F	1	29-10-17	2	09-12-17	11-12-17	VACC	N	Y	Y	Y	106
76	JHANG	JHANG	PB/53/17/069	F	60	07-08-17	7+	24-08-17	26-08-17	EV	Y	Y	Y	Y	189
77	JHANG	18-HAZARI	PB/53/17/082	M	168	29-08-17	7+	DIED BEFORE STOOL			N	N	Y	DIED	167
78	JHANG	SHORKOT	PB/53/17/086	M	17	30-06-17	7+	LATE NOTIFIED			Y	Y	Y	Y	227
79	JHANG	18-HAZARI	PB/53/17/091	M	70	28-10-17	7+	17-11-17		NVI	Y	N	Y	Y	107
80	JHANG	JHANG	PB/53/17/076	M	900	26-09-17	7+	LATE NOTIFIED			Y	N	Y	Y	139
81	JHANG	SHORKOT	PB/53/17/087	M	96	19-10-17	7+	LATE NOTIFIED			Y	Y	Y	Y	116
82	JHELMUM	PD KHAN	PB/14/17/040	M	36	20-07-17	7+	LATE NOTIFIED			N	N	Y	Y	207
83	JHELMUM	DINA	PB/14/17/046	M	123	29-10-17	7+	18-11-17	19-11-17	NVI	Y	N	Y	Y	106
84	KASUR	PATTOKI	PB/32/17/060	M	58	27-06-17	7+	12-07-17	15-07-17	EV	N	N	Y	Y	230

\* Afp.rec Data as of 12-02-2018

€ Based on recall of parents

60 days Follow-up not done

FUP = Residual Weakness at 60 days follow up.

**Table 7.3: AFP CASES PENDING FOR CLASSIFICATION  
WITH DATE OF ONSET MORE THAN 90 DAYS\* 2017 (3/7)**

S. No	DISTRICT	TEHSIL	EPID	SEX	AGE	DONSET	DOSES€	DSTOOL1	DSTOOL2	LAB	FEVER	ASVM	PROG	FUP	PEND (DAYS)
85	KASUR	CHUNIAN	PB/32/17/069	M	3	12-07-17	2	02-08-17	04-08-17	EV	N	N	Y	DIED	215
86	KASUR	PATTOKI	PB/32/17/070	M	27	30-06-17	7+	03-08-17	04-08-17	EV	Y	Y	Y	Y	227
87	KASUR	PATTOKI	PB/32/17/087	M	148	28-07-17	7+	LATE NOTIFIED			Y	N	Y		199
88	KASUR	PATTOKI	PB/32/17/090	M	14	10-07-17	7+	LATE NOTIFIED			Y	Y	Y		217
89	KHANEWAL	KABIRWALA	PB/62/17/058	F	156	02-08-17	7+	DIED BEFORE STOOL			N	N	Y	DIED	194
90	KHANEWAL	KABIRWALA	PB/62/17/061	F	1	01-07-17	1	11-08-17	12-08-17	NVI	N	N	Y	Y	226
91	KHANEWAL	KABIRWALA	PB/62/17/070	M	1	20-08-17	0	13-09-17	15-09-17	NVI	N	N	N	Y	176
92	KHANEWAL	KABIRWALA	PB/62/17/087	M	60	10-11-17	7+	LATE NOTIFIED			N	N	Y		94
93	KHANEWAL	JAHANIAN	PB/62/17/091	F	46	25-10-17	7+	26-11-17	27-11-17	NVI	N	N	Y		110
94	KHUSHAB	KHUSHAB	PB/42/17/037	M	30	29-07-17	7+	LATE NOTIFIED			N	Y	UK	Y	198
95	KHUSHAB	KHUSHAB	PB/42/17/042	F	132	10-10-17	7+	LATE NOTIFIED			N	N	Y		125
96	LAHORE	AZIZ BHATTI TOWN	PB/31/17/146	F	48	11-07-17	7+	25-07-17	26-07-17	NVI	Y	Y	Y	Y	216
97	LAHORE	SAMANABAD TOWN	PB/31/17/154	F	83	03-07-17	7+	DIED BEFORE STOOL			Y	N	N	DIED	224
98	LAHORE	RAVI TOWN	PB/31/17/157	M	78	28-06-17	7+	26-07-17	28-07-17	NVI	N	N	N	Y	229
99	LAHORE	DATA GUNJBUX TOWN	PB/31/17/175	M	72	26-07-17	7+	13-08-17	14-08-17	EV	N	Y	Y	Y	201
100	LAHORE	RAVI TOWN	PB/31/17/204	M	18	20-07-17	7+	LATE NOTIFIED			Y	Y	Y	Y	207
101	LAHORE	SHALIMAR TOWN	PB/31/17/205	M	203	04-09-17	7+	23-09-17	24-09-17	EV	Y	Y	Y		161
102	LAHORE	NISHTER TOWN	PB/31/17/211	F	7	04-05-17	7+	LATE NOTIFIED			Y	Y	Y	Y	284
103	LAHORE	RAVI TOWN	PB/31/17/223	F	73	26-10-17	7+	28-10-17		NVI	N	N	Y	DIED	109
104	LAHORE	DATA GUNJBUX TOWN	PB/31/17/230	M	15	11-08-17	7+	LATE NOTIFIED			Y	Y	Y	Y	185
105	LAHORE	SCANTT.	PB/31/17/242	F	18	01-11-17	7+	20-11-17	25-11-17	EV	UK	UK	UK		103
106	LAHORE	NISHTER TOWN	PB/31/17/271	M	20	01-10-17	7+	LATE NOTIFIED			Y	Y	Y		134
107	LAHORE	DATA GUNJBUX TOWN	PB/31/17/276	M	84	20-08-17	7+	LATE NOTIFIED			Y	Y	Y		176
108	LAYYAH	KAROR LAL ESAN	PB/84/17/063	M	84	02-08-17	7+	15-09-17	16-09-17	NVI	Y	Y	Y		194
109	LAYYAH	KAROR LAL ESAN	PB/84/17/076	M	48	12-11-17	7+	23-11-17	23-11-17	NVI	Y	N	Y		92
110	LODHRAN	LODHRAN	PB/64/17/053	F	36	26-07-17	7+	21-08-17	23-08-17	NVI	Y	N	Y	Y	201
111	IMBDIN	M.B DIN	PB/24/17/027	F	4	03-07-17	5	DIED BEFORE STOOL			N	Y	Y	DIED	224
112	IMBDIN	M.B DIN	PB/24/17/038	M	132	20-08-17	7+	DIED BEFORE STOOL			Y	Y	Y	DIED	176
113	MIANWALI	MAINWALI	PB/43/17/051	F	9	30-07-17	7+	01-08-17		NVI	Y	N	Y	DIED	197
114	MIANWALI	MAINWALI	PB/43/17/055	F	168	05-08-17	7+	LATE NOTIFIED			Y	N	N		191
115	MIANWALI	MAINWALI	PB/43/17/056	F	55	06-08-17	7+	LATE NOTIFIED			Y	N	N		190
116	MIANWALI	MAINWALI	PB/43/17/063	M	24	03-09-17	7+	DIED BEFORE STOOL			Y	N	Y	DIED	162
117	MULTAN	JALALPUR PIRWALA	PB/61/17/095	F	36	24-07-17	7+	27-07-17		EV	Y	N	Y	DIED	203
118	MULTAN	MULTAN URBAN	PB/61/17/103	F	42	08-08-17	7+	DIED BEFORE STOOL			N	N	Y	DIED	188
119	MULTAN	MULTAN URBAN	PB/61/17/126	M	60	25-09-17	7+	LATE NOTIFIED			Y	Y	Y		140
120	MULTAN	MULTAN URBAN	PB/61/17/123	M	12	23-08-17	7+	27-09-17	29-09-17	NVI	N	Y	Y	Y	173
121	MULTAN	SHUJABAD	PB/61/17/125	M	48	24-09-17	7+	LATE NOTIFIED			Y	N	Y		141
122	MUZFARGARH	ALIPUR	PB/83/17/198	M	66	10-08-17	7+	26-09-17	28-09-17	NVI	Y	Y	Y		186
123	MUZFARGARH	KOT ADU	PB/83/17/178	M	21	05-08-17	7+	26-08-17	28-08-17	EV	Y	Y	Y	Y	191
124	MUZFARGARH	JATOI	PB/83/17/180	M	23	02-08-17	7+	28-08-17	29-08-17	EV	N	N	Y	Y	194
125	MUZFARGARH	JATOI	PB/83/17/182	M	36	27-07-17	7+	28-08-17	29-08-17	EV	N	Y	Y	Y	200
126	MUZFARGARH	KOT ADU	PB/83/17/194	M	49	03-09-17	7+	20-09-17	21-09-17	EV	Y	N	Y		162

\* Afp.rec Data as of 12-02-2018

€ Based on recall of parents

60 days Follow-up not done

FUP = Residual Weakness at 60 days follow up.

**Table 7.3: AFP CASES PENDING FOR CLASSIFICATION  
WITH DATE OF ONSET MORE THAN 90 DAYS\* 2017 (4/7)**

S. No	DISTRICT	TEHSIL	EPID	SEX	AGE	DONSET	DOSES€	DSTOOL1	DSTOOL2	LAB	FEVER	ASVM	PROG	FUP	PEND (DAYS)
127	MUZFARGARH	MUZAFFARGARH	PB/83/17/197	F	18	25-08-17	7+	22-09-17	23-09-17	VACC	N	Y	Y		171
128	MUZFARGARH	ALIPUR	PB/83/17/199	M	21	12-09-17	7+	27-09-17	29-09-17	NVI	Y	Y	Y		153
129	MUZFARGARH	KOT ADU	PB/83/17/201	M	3	19-07-17	2				N	Y	Y		208
130	MUZFARGARH	MUZAFFARGARH	PB/83/17/222	M	37	06-08-17	7+		LATE NOTIFIED		Y	N	Y		190
131	MUZFARGARH	MUZAFFARGARH	PB/83/17/224	M	25	26-10-17	7+	03-11-17	02-12-17	NVI	Y	N	Y		109
132	MUZFARGARH	MUZAFFARGARH	PB/83/17/234	M	48	13-11-17	7+		LATE NOTIFIED		Y	UK	Y		91
133	NANKANASAHIB	NANKANA SAHIB	PB/35/17/060	M	21	12-08-17	7+	10-09-17	12-09-17	NVI	N	Y	Y	Y	184
134	NANKANASAHIB	NANKANA SAHIB	PB/35/17/063	M	19	04-09-17	7+	29-09-17	01-10-17	NVI	Y	Y	Y		161
135	NANKANASAHIB	SANGLA HILL	PB/35/17/070	F	15	15-09-17	7+	25-10-17	27-10-17	EV	Y	Y	Y		150
136	NAROWAL	SHAKARGARH	PB/26/17/039	F	36	05-08-17	7+	20-09-17	21-09-17	EV	Y	Y	Y	Y	191
137	NAROWAL	NAROWAL	PB/26/17/044	M	30	08-09-17	7+	10-10-17	13-10-17	EV	Y	N	Y		157
138	NAROWAL	NAROWAL	PB/26/17/063	M	156	18-10-17	7+		LATE NOTIFIED		N	Y	Y		117
139	OKARA	OKARA	PB/34/17/103	M	48	06-10-17	7+	07-11-17	09-11-17	NVI	N	N	Y		129
140	OKARA	DEPALPUR	PB/34/17/101	M	36	01-10-17	7+	04-11-17	05-11-17	NVI	Y	Y	Y		134
141	OKARA	RENALA KHURD	PB/34/17/104	F	22	29-08-17	7+		LATE NOTIFIED		Y	Y	Y		167
142	OKARA	OKARA	PB/34/17/107	M	11	13-11-17	7+	08-12-17	09-12-17	NVI	Y	Y	Y		91
143	OKARA	OKARA	PB/34/17/112	M	72	16-10-17	7+		LATE NOTIFIED		N	Y	Y		119
144	OKARA	OKARA	PB/34/17/275	M	4	21-10-17	6		LATE NOTIFIED		Y	N	Y		114
145	PAKPATTEN	PAKPATTEN	PB/66/17/044	M	17	07-07-17	7+	19-07-17	26-07-17	EV	N	Y	Y	Y	220
146	PAKPATTEN	ARIFWALA	PB/66/17/070	M	36	06-10-17	7+	27-10-17	28-10-17	EV	N	N	N		129
147	RAJANPUR	ROJHAN	PB/82/17/094	M	84	10-08-17	7+	27-08-17	28-08-17	NVI	Y	Y	Y		186
148	RAJANPUR	RAJAN PUR	PB/82/17/098	F	96	06-08-17	7+	06-09-17	07-09-17	NVI	Y	Y	Y		190
149	RAJANPUR	ROJHAN	PB/82/17/100	F	48	13-04-17	7+		LATE NOTIFIED		Y	Y	UK	Y	305
150	RAJANPUR	ROJHAN	PB/82/17/104	F	42	10-09-17	7+		DIED BEFORE STOOL		Y	N	Y	DIED	155
151	RAJANPUR	RAJAN PUR	PB/82/17/101	M	120	11-09-17	7+	30-09-17	01-10-17	NVI	Y	N	Y		154
152	RAJANPUR	JAM PUR	PB/82/17/109	M	36	25-08-17	7+	07-10-17	08-10-17	EV	N	Y	Y		171
153	RAJANPUR	ROJHAN	PB/82/17/111	M	60	30-08-17	7+	07-10-17	08-10-17	NVI	N	Y	Y		166
154	RAJANPUR	RAJAN PUR	PB/82/17/132	F	22	08-08-17	7+		LATE NOTIFIED		Y	Y	Y		188
155	RAWALPINDI	RWP CITY	PB/11/17/155	M	30	24-08-17	7+	14-09-17	15-09-17	EV	N	N	Y	Y	172
156	RAWALPINDI	RWP CANTT	PB/11/17/161	M	33	22-08-17	7+	22-09-17	24-09-17	NVI	N	N	N	DIED	174
157	RAWALPINDI	RWP CITY	PB/11/17/166	F	42	08-09-17	7+	29-09-17	30-09-17	EV	Y	N	UK		157
158	RAWALPINDI	MURREE	PB/11/17/172	M	120	03-10-17	7+	22-10-17	24-10-17	NVI	Y	Y	Y		132
159	RAWALPINDI	GUJAR KHAN	PB/11/17/174	M	144	10-10-17	7+		DIED BEFORE STOOL		Y	N	Y	DIED	125
160	RAWALPINDI	RWP RURAL	PB/11/17/175	M	38	04-08-17	6		LATE NOTIFIED		Y	Y	Y	Y	192
161	RAWALPINDI	RWP RURAL	PB/11/17/183	M	156	02-10-17	7+	21-10-17	22-10-17	NVI	Y	Y	Y		133
162	RAWALPINDI	RWP RURAL	PB/11/17/185	F	84	10-10-17	7+	21-10-17		EV	N	N	Y	DIED	125
163	RAWALPINDI	RWP RURAL	PB/11/17/197	M	100	26-10-17	7+	10-11-17	12-11-17	NVI	N	Y	Y		109
164	RAWALPINDI	RWP CITY	PB/11/17/206	F	96	01-11-17	7+	20-11-17	22-11-17	NVI	N	N	N		103
165	RAWALPINDI	RWP CITY	PB/11/17/214	F	22	12-11-17	7+	05-12-17	10-12-17	NVI	N	N	Y		92
166	RYKHAN	RAHIMYAR KHAN	PB/72/17/172	M	72	22-08-17	7+	23-08-17		NVI	Y	N	Y	DIED	174
167	RYKHAN	RAHIMYAR KHAN	PB/72/17/213	M	27	01-09-17	7+	24-10-17	25-10-17	EV	Y	Y	Y		164
168	RYKHAN	LIAQUAITPUR	PB/72/17/189	M	132	16-09-17	7+		DIED BEFORE STOOL		Y	N	Y	DIED	149

\* Afp.rec Data as of 12-02-2018

€ Based on recall of parents

60 days Follow-up not done

FUP = Residual Weakness at 60 days follow up.

**Table 7.3: AFP CASES PENDING FOR CLASSIFICATION  
WITH DATE OF ONSET MORE THAN 90 DAYS\* 2017 (5/7)**

S. No	DISTRICT	TEHSIL	EPID	SEX	AGE	DONSET	DOSES€	DSTOOL1	DSTOOL2	LAB	FEVER	ASVM	PROG	FUP	PEND (DAYS)
169	RYKHAN	KHANPUR	PB/72/17/206	M	30	01-09-17	7+	15-10-17	16-10-17	NVI	N	Y	Y	Y	164
170	RYKHAN	KHANPUR	PB/72/17/219	F	72	27-10-17	7+	LATE NOTIFIED			Y	N	Y		108
171	SAHIWAL	SAHIWAL	PB/65/17/078	M	36	21-08-17	7+	16-09-17	18-09-17	NVI	N	Y	Y		175
172	SAHIWAL	SAHIWAL	PB/65/17/089	F	156	02-10-17	7+	20-10-17	21-10-17	NVI	Y	Y	Y		133
173	SARGODHA	SARGODHA	PB/41/17/092	M	36	21-09-17	7+	LATE NOTIFIED			Y	N	Y		144
174	SARGODHA	SAHIWAL	PB/41/17/101	M	11	13-09-17	7+	17-10-17	18-10-17	NVI	Y	Y	Y		152
175	SHEIKHUPURA	FEROZEWALA	PB/33/17/035	M	36	04-05-17	7+	LATE NOTIFIED			N	N	Y		284
176	SHEIKHUPURA	FEROZEWALA	PB/33/17/074	F	108	23-07-17	7+	24-08-17	25-08-17	NVI	Y	Y	Y	Y	204
177	SHEIKHUPURA	FEROZEWALA	PB/33/17/081	M	32	21-08-17	7+	28-09-17	29-09-17	NVI	N	Y	Y	Y	175
178	SHEIKHUPURA	MURIDKE	PB/33/17/084	M	36	20-08-17	7+	09-10-17	10-10-17	NVI	Y	N	Y	Y	176
179	SHEIKHUPURA	SHEIKHUPURA	PB/33/17/087	M	114	15-09-17	7+	19-10-17	21-10-17	NVI	N	Y	UK		150
180	SIALKOT	DASKA	PB/25/17/069	M	18	24-07-17	7+	06-09-17	07-09-17	NVI	Y	Y	Y	Y	203
181	SIALKOT	SIALKOT	PB/25/17/073	F	110	31-08-17	7+	12-09-17	15-09-17	NVI	N	Y	Y	Y	165
182	SIALKOT	SIALKOT	PB/25/17/082	F	72	01-11-17	7+	04-11-17	19-11-17	NVI	N	N	Y		103
183	TT SINGH	TT SINGH	PB/52/17/072	M	6	12-07-17	7+	LATE NOTIFIED			N	Y	Y		215
184	TT SINGH	KAMALIA	PB/52/17/077	F	1	29-06-17	0	LATE NOTIFIED			N	Y	Y		228
185	TT SINGH	PIR MAHAL	PB/52/17/115	M	32	10-10-17	7+	10-11-17	11-11-17	NVI	Y	Y	Y		125
186	TT SINGH	GOJRA	PB/52/17/103	M	48	11-10-17	7+	DIED BEFORE STOOL			Y	N	Y	DIED	124
187	TT SINGH	PIR MAHAL	PB/52/17/109	M	82	08-08-17	7+	LATE NOTIFIED			N	Y	Y	Y	188
188	TT SINGH	PIR MAHAL	PB/52/17/111	M	21	06-10-17	7+	25-10-17	26-10-17	NVI	Y	Y	Y		129
189	TT SINGH	TT SINGH	PB/52/17/113	M	27	11-10-17	7+	29-10-17	30-10-17	NVI	N	Y	Y		124
190	VEHARI	VEHARI	PB/63/17/057	F	24	11-09-17	7+	DIED BEFORE STOOL			Y	N	Y	DIED	154
191	VEHARI	BUREWALA	PB/63/17/065	M	54	17-06-17	7+	LATE NOTIFIED			N	N	N	Y	240
192	VEHARI	BUREWALA	PB/63/17/066	M	132	19-10-17	7+	DIED BEFORE STOOL			N	N	Y	DIED	116
193	BADIN	TANDO BAGO	SD/23/17/055	F	60	03-10-17	7+	08-10-17		NVI	Y	Y	Y	DIED	132
194	GHOTKI	MIRPUR MATHELO	SD/42/17/079	M	144	14-10-17	7+	LATE NOTIFIED			Y	N	Y		121
195	GHOTKI	DAHARKI	SD/42/17/087	F	15	09-10-17	7+	07-11-17	08-11-17	NVI	N	Y	Y		126
196	JACOBABAD	THULL	SD/53/17/077	M	27	04-10-17	7+	30-11-17	03-12-17	EV	Y	Y	Y		131
197	JACOBABAD	GARHI KHAIRO	SD/53/17/080	F	120	10-11-17	7+	03-12-17	04-12-17	NVI	Y	Y	Y		94
198	KHAIRPUR	THARI MIR WAH	SD/43/17/112	F	60	25-10-17	7+	20-12-17	21-12-17	NVI	Y	Y	Y	Y	110
199	KHIBALDIA	BALDIA	SD/61/17/028	F	32	03-10-17	7+	20-10-17	22-10-17	EV	N	Y	N		132
200	KHIGADAP	GADAP	SD/63/17/039	F	42	29-08-17	7+	19-09-17	20-09-17	EV	N	Y	Y	Y	167
201	KHIGADAP	GADAP	SD/63/17/043	F	36	10-09-17	7+	24-09-17	25-09-17	EV	Y	N	Y		155
202	KHIGADAP	GADAP	SD/63/17/046	M	3	04-10-17	2	21-10-17	22-10-17	EV	Y	Y	Y		131
203	KHIGADAP	GADAP	SD/63/17/052	M	5	12-11-17	0	15-11-17		NVI	Y	N	Y		92
204	KHIQBAL	GIQBAL	SD/65/17/024	F	132	30-09-17	7+	15-10-17	16-10-17	NVI	N	N	Y	Y	135
205	KHIJAMSHEED	JAMSHEED	SD/66/17/024	F	82	17-10-17	7+	03-11-17	04-11-17	NVI	N	Y	Y		118
206	KHIMALIR	IMALIR	SD/72/17/023	F	36	28-09-17	7+	30-10-17	31-10-17	EV	N	N	Y		137
207	KHINORTH	NORTH	SD/73/17/029	F	6	02-10-17	4	16-10-17	17-10-17	EV	Y	N	Y		133
208	KHIORANGI	ORANGI	SD/75/17/029	M	51	20-09-17	7+	08-11-17	10-11-17	NVI	Y	N	Y		145
209	MATIARI	MATIARI	SD/28/17/041	M	60	06-11-17	7+	13-12-17	14-12-17	NVI	Y	N	Y	Y	98
210	MIRPURKHAS	KOT GHULAM MOHD.	SD/31/17/056	M	84	02-10-17	7+	17-10-17	18-10-17	NVI	Y	Y	Y		133

\* Afp.rec Data as of 12-02-2018

€ Based on recall of parents

60 days Follow-up not done

FUP = Residual Weakness at 60 days follow up.

**Table 7.3: AFP CASES PENDING FOR CLASSIFICATION  
WITH DATE OF ONSET MORE THAN 90 DAYS\* 2017 (6/7)**

S. No	DISTRICT	TEHSIL	EPID	SEX	AGE	DONSET	DOSES€	DSTOOL1	DSTOOL2	LAB	FEVER	ASVM	PROG	FUP	PEND (DAYS)
211	INFEROZ	IMORO	SD/45/17/040	F	2	19-09-17	2	11-10-17	14-10-17	VACC	N	N	Y	Y	146
212	ISANGHAR	TANDO ADAM	SD/32/17/040	M	5	25-07-17	7+	13-08-17	15-08-17	VACC	Y	N	Y	Y	202
213	ISANGHAR	TANDO ADAM	SD/32/17/056	M	16	04-11-17	7+	24-11-17	25-11-17	EV	Y	N	Y	Y	100
214	ISBENAZIRABAD	DAULAT PUR	SD/44/17/059	M	36	10-11-17	7+	01-12-17	02-12-17	EV	Y	N	Y		94
215	ISHIKARPUR	KHANPUR	SD/52/17/061	F	48	20-09-17	7+	01-11-17	02-11-17	NVI	Y	Y	Y		145
216	ISHIKARPUR	LAKHI	SD/52/17/062	F	45	01-10-17	7+	03-11-17	06-11-17	EV	Y	Y	Y		134
217	ISHIKARPUR	GARHI YASIN	SD/52/17/055	F	72	04-10-17	7+	13-10-17	20-10-17	NVI	Y	N	Y		131
218	SUJAWAL	JATI	SD/79/17/084	M	36	29-10-17	7+	11-11-17	13-11-17	EV	Y	Y	Y		106
219	SUJAWAL	JATI	SD/79/17/089	M	60	23-10-17	7+	25-11-17	26-11-17	VACC	Y	N	Y		112
220	SUJAWAL	JATI	SD/79/17/093	F	12	27-10-17	7+	03-12-17	04-12-17	NVI	Y	N	Y		108
221	SUJAWAL	SUJAWAL	SD/79/17/094	M	42	27-10-17	7+	04-12-17	05-12-17	EV	Y	Y	Y		108
222	SUJAWAL	MIRPURBATHORO	SD/79/17/097	F	13	29-10-17	7+	01-12-17	03-12-17	NVI	Y	Y	Y	Y	106
223	SUJAWAL	JATI	SD/79/17/101	M	36	12-11-17	7+	27-12-17	29-12-17	NVI	Y	N	Y		92
224	SUKKUR	SUKKUR CITY	SD/41/17/078	M	36	24-10-17	7+				Y	Y	Y		111
225	SUKKUR	NEW SUKKUR	SD/41/17/079	F	60	28-10-17	7+		LATE NOTIFIED		Y	N	Y		107
226	T. ALLAHYAR	JHANDO MARI	SD/27/17/028	M	126	01-11-17	7+	10-11-17	22-11-17	EV	Y	N	Y		103
227	BANNU	BANNU	KP/61/17/046	F	168	26-10-17	7+	12-11-17	13-11-17	NVI	N	Y	Y	Y	109
228	BANNU	BANNU	KP/61/17/050	M	12	02-11-17	7+	06-12-17	08-12-17	EV	N	Y	Y	Y	102
229	BATAGRAM	BATTAGRAM	KP/11/17/035	F	6	08-10-17	1	08-11-17	26-11-17	NVI	Y	Y	Y	Y	127
230	BATAGRAM	BATTAGRAM	KP/11/17/033	F	20	21-10-17	7+	25-11-17	26-11-17	VACC	N	Y	Y	Y	114
231	BATAGRAM	SALLAI	KP/11/17/039	M	24	05-11-17	7+		DIED BEFORE STOOL		Y	N	Y	DIED	99
232	BUNER	GAGRA	KP/22/17/050	M	36	20-10-17	7+	24-11-17	25-11-17	NVI	Y	Y	Y		115
233	BUNER	DAGGAR	KP/22/17/051	M	8	08-10-17	7+	28-11-17	29-11-17	NVI	Y	Y	Y		127
234	DIKHAN	DERA ISMAIL KHAN	KP/60/17/039	F	170	14-10-17	3	31-10-17	01-11-17	NVI	UK	UK	UK	Y	121
235	DIRUPPER	DIR	KP/25/17/034	M	36	12-09-17	7+	08-10-17	09-10-17	EV	Y	Y	Y	Y	153
236	DIRUPPER	DIR	KP/25/17/037	M	175	07-10-17	7+	15-11-17	16-11-17	NVI	Y	N	Y	DIED	128
237	HANGU	HANGU	KP/54/17/039	M	46	21-10-17	7+	01-11-17	22-11-17	NVI	Y	N	Y	Y	114
238	KARAK	KARAK	KP/51/17/067	F	72	06-07-17	7+		LATE NOTIFIED		N	Y	Y	Y	221
239	KOHAT	KOHAT	KP/50/17/030	F	44	21-10-17	7+	27-10-17	27-10-17	NVI	Y	N	UK		114
240	KOHAT	KOHAT	KP/50/17/032	F	38	15-09-17	7+	30-10-17	31-10-17	EV	N	N	Y	Y	150
241	KOHAT	KOHAT	KP/50/17/031	M	6	24-10-17	7+	20-11-17	22-11-17	NVI	N	N	Y		111
242	KOHAT	KOHAT	KP/50/17/039	F	13	25-09-17	7+		LATE NOTIFIED		N	Y	Y	Y	140
243	KOHISTAN	DASSU	KP/13/17/024	M	48	10-11-17	7+	29-11-17	30-11-17	EV	N	Y	Y		94
244	LAKKIMRWT	LAKKI MARWAT	KP/62/17/067	M	66	21-10-17	7+	25-11-17	26-11-17	EV	Y	Y	Y	Y	114
245	LAKKIMRWT	LAKKI MARWAT	KP/62/17/078	M	24	02-11-17	7+	25-12-17	26-12-17	EV	Y	Y	Y	Y	102
246	MALAKAND	BATKHELA	KP/20/17/056	F	18	05-10-17	7+	01-11-17	03-11-17	NVI	Y	N	Y	Y	130
247	MANSEHRA	MANSEHRA	KP/14/17/060	M	96	02-09-17	7+	15-10-17	16-10-17	EV	Y	N	Y		163
248	MARDAN	MARDAN	KP/40/17/206	F	80	04-11-17	7+	26-11-17	27-11-17	EV	N	N	Y	Y	100
249	NOWSHERA	NOWSHERA	KP/32/17/062	M	78	18-09-17	7+		DIED BEFORE STOOL		Y	Y	UK	DIED	147
250	NOWSHERA	NOWSHERA	KP/32/17/075	F	48	20-09-17	7+	16-11-17		NVI	N	Y	N	Y	145
251	PESHAWAR	PESHAWAR	KP/30/17/179	M	22	10-09-17	7+	27-09-17	28-09-17	NVI	N	Y	Y	Y	155
252	PESHAWAR	PESHAWAR	KP/30/17/214	M	82	16-10-17	3	05-11-17	06-11-17	EV	Y	Y	Y	Y	119

\* Afp.rec Data as of 12-02-2018

€ Based on recall of parents

60 days Follow-up not done

FUP = Residual Weakness at 60 days follow up.



**Table 7.3: AFP CASES PENDING FOR CLASSIFICATION  
WITH DATE OF ONSET MORE THAN 90 DAYS\* 2017 (7/7)**

S. No	DISTRICT	TEHSIL	EPID	SEX	AGE	DONSET	DOSES€	DSTOOL1	DSTOOL2	LAB	FEVER	ASVM	PROG	FUP	PEND (DAYS)
253	PESHAWAR	PESHAWAR	KP/30/17/228	F	18	25-09-17	7+	18-11-17	19-11-17	NVI	Y	Y	Y	Y	140
254	PESHAWAR	PESHAWAR	KP/30/17/253	M	7	05-11-17	7+	17-12-17	19-12-17	NVI	N	Y	N		99
255	PESHAWAR	PESHAWAR	KP/30/17/247	F	7	09-07-17	4	LATE NOTIFIED			N	N	UK		218
256	SHANGLA	PURAN	KP/26/17/044	M	41	15-09-17	7+	02-10-17	03-10-17	EV	N	Y	Y	Y	150
257	SHANGLA	ALPURI	KP/26/17/039	F	96	03-09-17	7+	DIED BEFORE STOOL			N	Y	UK	DIED	162
258	SWABI	RAZAR	KP/41/17/120	M	178	27-10-17	7+	20-11-17	22-11-17	NVI	Y	Y	Y	Y	108
259	TANK	TANK	KP/63/17/028	M	11	08-11-17	7+	25-11-17	26-11-17	VACC	Y	Y	Y		96
260	HARNAI	HARNAI	BN/33/17/006	M	19	20-10-17	7+	26-10-17	26-10-17	EV	Y	Y	Y	Y	115
261	JAFARABAD	SOHBAT PUR	BN/43/17/040	M	108	28-10-17	7+	11-11-17	12-11-17	VACC	Y	Y	Y		107
262	INSIRABAD	DM JAMALI	BN/41/17/040	M	144	11-11-17	7+	13-12-17	14-12-17	NVI	N	N	Y	Y	93
263	BAGH	BAGH	AJ/50/17/008	M	1	26-05-17	3	DIED BEFORE STOOL			Y	N	Y	DIED	262
264	BAGH	DHIR KOT	AJ/50/17/017	M	72	18-08-17	7+	DIED BEFORE STOOL			Y	N	Y	DIED	178
265	HAVELI	KHURSHIDABAD	AJ/51/17/002	M	13	18-02-17	7+	24-04-17	25-04-17	EV	N	Y	Y	Y	359
266	HAVELI	KHURSHIDABAD	AJ/51/17/006	M	60	07-08-17	7+	DIED BEFORE STOOL			Y	N	Y	DIED	189
267	JEHLUM VALLEY	HATTIAN BALA	AJ/90/17/001	F	156	05-03-17	3	30-03-17	31-03-17	NVI	Y	N	Y	Y	344
268	JEHLUM VALLEY	LEEPA	AJ/90/17/005	M	174	15-06-17	7+	21-07-17	22-07-17	NVI	N	N	N	Y	242
269	KOTLI	KHUIRATTA	AJ/30/17/002	F	156	01-01-17	7+	LATE NOTIFIED			Y	Y	Y	Y	407
270	KOTLI	FATHEH PUR	AJ/30/17/016	M	136	08-09-17	7+	LATE NOTIFIED			Y	Y	Y	Y	157
271	KOTLI	FATHEH PUR	AJ/30/17/017	F	140	10-10-17	7+	15-11-17		NVI	Y	N	Y	Y	125
272	KOTLI	FATHEH PUR	AJ/30/17/023	F	60	20-10-17	7+	21-12-17	22-12-17	NVI	Y	Y	Y	Y	115
273	MIRPUR	MIRPUR	AJ/20/17/002	F	42	20-01-17	7+	19-02-17		NVI	Y	N	N	Y	388
274	MIRPUR	MIRPUR	AJ/20/17/007	F	59	17-06-17	7+	DIED BEFORE STOOL			N	Y	Y	DIED	240
275	NEELUM	SHARDA	AJ/80/17/004	F	18	05-09-17	5	30-10-17	31-10-17	NVI	N	N	Y	Y	160
276	NAGAR	NAGAR2	GB/73/17/002	M	40	15-09-17	7+	06-10-17	07-10-17	EV	N	Y	Y	Y	150
277	ICT	ICT	IB/02/17/024	M	33	30-04-17	7+	23-05-17	25-05-17	NVI	UK	UK	Y	Y	288
278	ICT	ICT	IB/02/17/032	M	74	29-06-17	7+	23-08-17	25-08-17	NVI	N	N	Y	Y	228
279	ICT	ICT	IB/02/17/052	M	100	02-10-17	7+	07-11-17	09-11-17	EV	Y	Y	Y	Y	133
280	ICT	ICT	IB/02/17/051	F	18	20-10-17	7+	08-11-17	10-11-17	EV	N	Y	Y	Y	115
281	ICT	ICT	IB/02/17/065	M	46	04-11-17	7+	29-12-17	30-12-17	VACC	Y	N	Y	Y	100
282	BAJOUR	KHAR	FT/33/17/126	M	36	25-09-17	7+	LATE NOTIFIED			Y	Y	Y	Y	140
283	FR BANNU	FR BANNU	FT/69/17/024	M	48	22-10-17	7+	DIED BEFORE STOOL			Y	N	Y	DIED	113
284	FR BANNU	FR BANNU	FT/69/17/033	M	80	12-11-17	7+	26-11-17	27-11-17	EV	N	Y	Y		92
285	FR BANNU	FR BANNU	FT/69/17/034	M	84	13-11-17	7+	05-12-17	06-12-17	NVI	Y	N	Y		91
286	KHYBER	JAMRUD	FT/34/17/121	F	96	05-11-17	7+	LATE NOTIFIED			N	Y	UK	Y	99
287	WAZIR-N	MIRAN SHAH	FT/64/17/035	F	15	20-09-17	7+	07-10-17	08-10-17	EV	Y	Y	Y	Y	145

\* Afp.rec Data as of 12-02-2018

€ Based on recall of parents

60 days Follow-up not done

FUP = Residual Weakness at 60 days follow up.