



**World Health  
Organization**

# **Weekly AFP Surveillance Update Pakistan**

**Week 05** (*Ended on 02<sup>nd</sup> Feb, 2019*)

***National Surveillance Cell***

World Health Organization Country Office,  
Chak Shahzad, Park Road,  
Islamabad, Pakistan

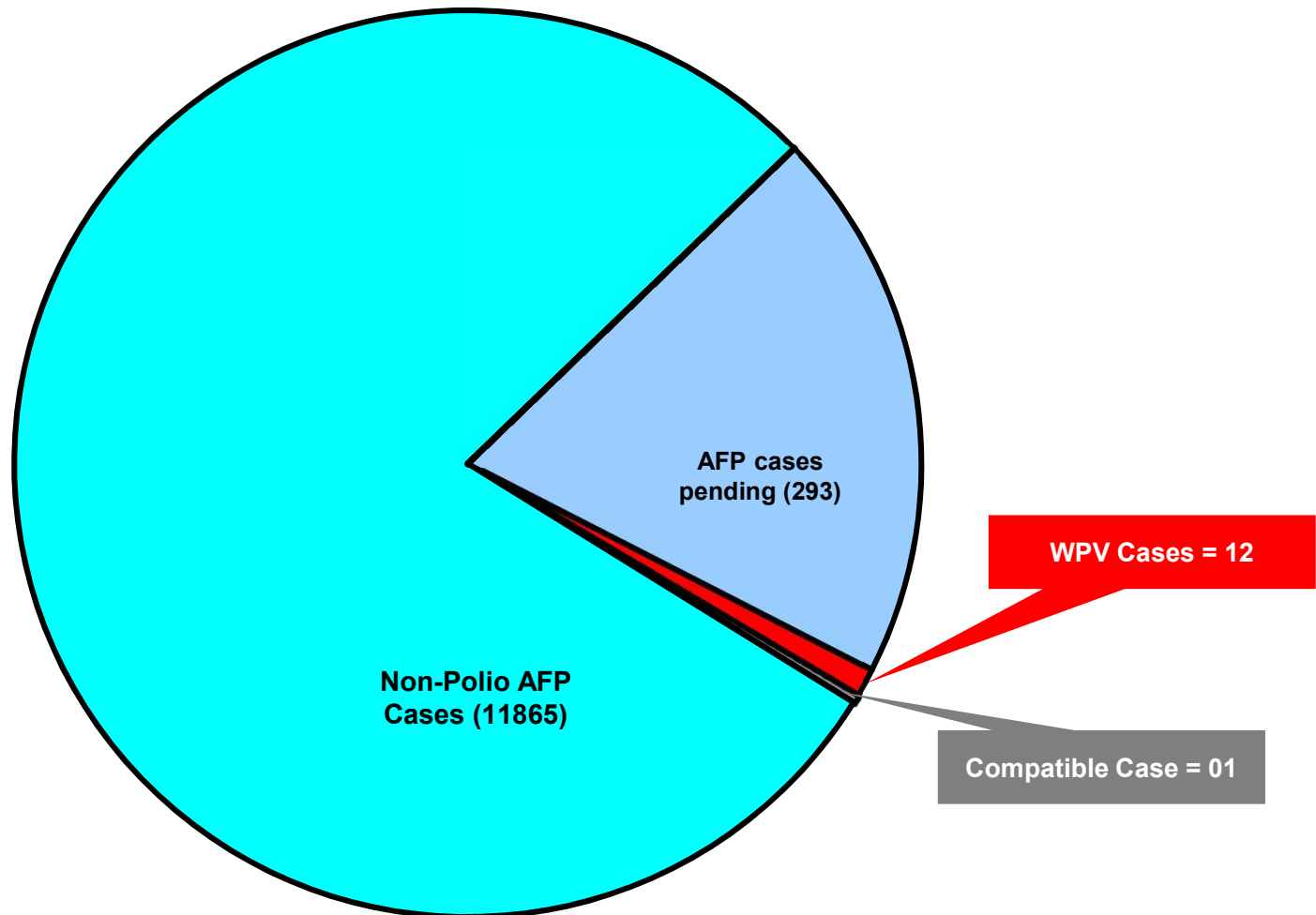
Tel: +92-51 9255123 / 9255282 /9255184

AFP Surveillance



<http://www.emro.who.int/pak/information-resources>

# AFP Case Profile, 2018\*



Total AFP Cases Reported = 12171

<sup>^</sup>274 Inadequate cases not due for FUP

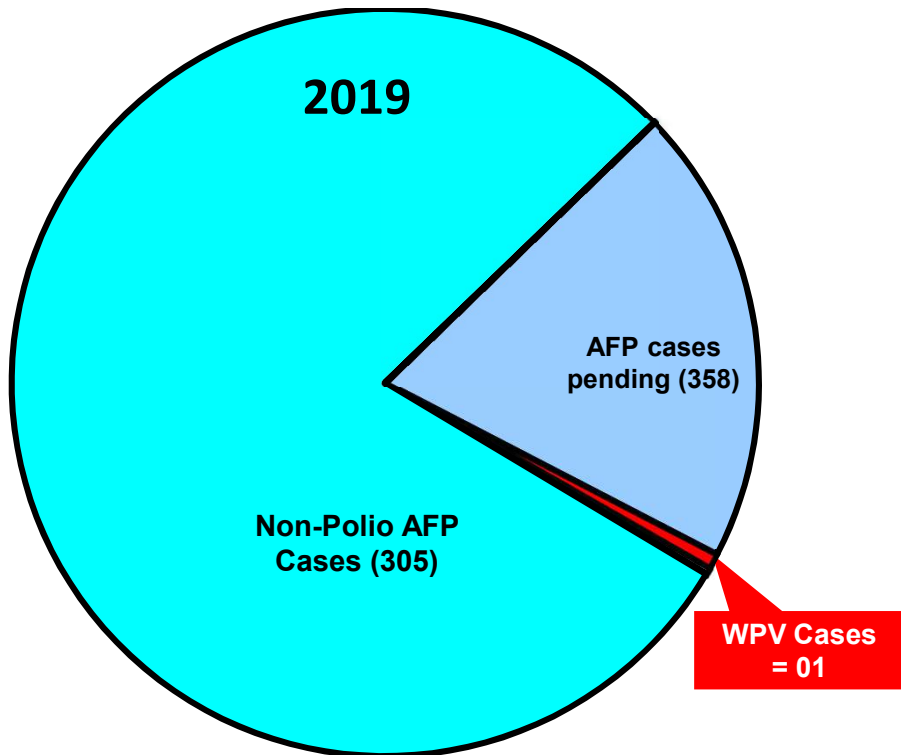
<sup>^</sup>19 AFP Cases pending in Lab

<sup>^</sup>104 AFP Cases pending for classification by ERC

**2019: One Polio Case reported from Bajour District in KPTD**

\* Afp.rec Data as of 04-02-2019

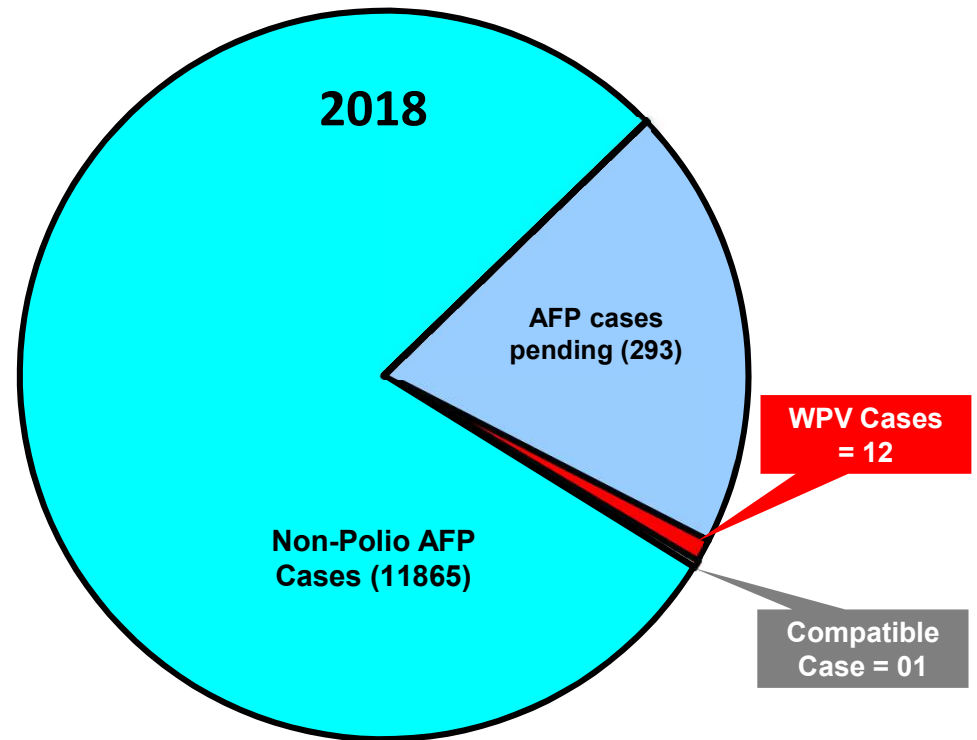
# AFP Case Profile, 2018-19\*



**Total AFP Cases Reported = 664**

**^21 Inadequate cases not due for FUP**

**^337 AFP Cases pending in Lab**



**Total AFP Cases Reported = 12171**

**^274 Inadequate cases not due for FUP**

**^19 AFP Cases pending in Lab**

**^104 AFP Cases pending for classification by ERC**

\* Afp.rec Data as of 04-02-2019

## Table 1.1: List of Confirmed Polio Cases, Pakistan 2018\*

S. NO.	PROVINCE/ REGION	DISTRICT	TEHSIL	EPID NO.	SEX	AGE (m)	DATE ONSET OF PARALYSIS	NO. OPV DOSES (based on parents recall)		FEVER	Asymetric Paralysis	Rapid Progression	REFUSAL	WPV TYPE	GENETICS
								Routine	SIA's						Cluster
01	BALUCHISTAN	DUKI	DUKI	BN/65/18/003	M	38	08-Mar-18	0	7+	Y	Y	Y	N	NSL1	R4B5C4
02	BALUCHISTAN	DUKI	DUKI	BN/65/18/005	F	18	15-Apr-18	0	7	Y	Y	Y	N	NSL1	R4B5C4D
03	BALUCHISTAN	DUKI	DUKI	BN/65/18/007	M	18	18-May-18	0	3	Y	Y	Y	N	NSL1	R4B5C4D
04	KPAKHTUNKHW	CHARASADA	CHARASADA	KP/31/18/100	M	19	1-Aug-18	3	7+	Y	Y	Y	N	NSL1	R4B5C5B2
05	SINDH	KHIGADAP	GADAP	SD/63/18/041	F	42	22-Sep-18	3	7+	Y	Y	Y	N	NSL1	R4B5C4D
06	KPTD	KHYBER	LANDI KOTAL	TD/34/18/104	F	55	25-Sep-18	0	7	N	Y	Y	N	NSL1	R4B5C5B2
07	KPTD	BAJOUR	WARA MAMOUND	TD/33/18/085	M	84	24-Sep-18	3	7+	Y	N	Y	N	NSL1	R4B5C4D
08	KPTD	BAJOUR	LEO MAMOUND	TD/33/18/094	F	66	07-Oct-18	3	7+	Y	Y	Y	N	NSL1	R4B5C4D
09	KP	LAKKIMRWT	SERAI NAURANG	KP/62/18/129	F	16	16-Dec-18	0	7+	N	Y	Y	N	NSL1	R4B5C5B2
10	KPTD	BAJOUR	SALARZAI	TD/33/18/148	M	30	25-Dec-18	0	0	Y	Y	Y	Y	NSL1	R4B5C4D
11	KPTD	BAJOUR	SALARZAI	TD/33/18/151	F	78	31-Dec-18	0	7	Y	Y	Y	N	NSL1	R4B5C4D
12	KPTD	BAJOUR	SALARZAI	TD/33/18/152	M	36	29-Dec-18	0	7	Y	Y	Y	N	NSL1	R4B5C4D

## Table 1.2: List of Confirmed Polio Cases, Pakistan 2019\*

S. NO.	PROVINCE/ REGION	DISTRICT	TEHSIL	EPID NO.	SEX	AGE (m)	DATE ONSET OF PARALYSIS	NO. OPV DOSES (based on parents recall)		FEVER	Asymetric Paralysis	Rapid Progression	REFUSAL	WPV TYPE	GENETICS
								Routine	SIA's						Cluster
01	KPTD	BAJOUR	KHAR	TD/33/19/008	M	11	18-Jan-19	3	7+	Y	Y	Y	N	NSL1	R4B5C4D

# Table 3: Urgent/ITD Pending Cases (Page1/2)

S. #	Basic information									OPV/IPV doses					Urgent		Prov		Lab update			Remarks
	District	Tier	Tehsil	Union council	Epid number	Date of Onset	Age (M)	Sex	Date of 1st stool	Stool Adeq	RI	SIAs	Last 6 SIAs	Last dose	IPV	Field	NSC	Diagnosis	Lab No.	Days Incub	Culture update	
<b>Isolates pending for ITSD</b>																						
1	BHIMBER	4	SAMAHNI	SAMAHNI	AJ/60/19/004	23-Jan-19	14	F	24-Jan-19	Y	3	6	6	22-Jan-19	N	N	N	FACIAL PALSY/MENINGO ENCEPHALITIS	831	3	L20B+	
2	KABDULAH *	1	CHAMAN	ROGHANI-3	BN/14/19/002-C1		48	F	24-Jan-19	-	-	-		N	#	-	-		860	6	L20B+	
3	KABDULAH *	1	CHAMAN	ROGHANI-3	BN/14/19/002-C2		15	M	23-Jan-19	-	-	-		N	#	-	-		861	6	L20B+	
4	KALAT *	4	KALAT	BENCHA	BN/53/19/001	20-Jan-19	32	F	24-Jan-19	Y	0	7	6		N	N	N	GBS	932	5	L20B+	
5	BANNU	1	BANNU	MIRA KHEL	KP/61/19/005	15-Jan-19	24	M	23-Jan-19	Y	0	7+	6	12-Dec-18	N	N	N	RIGHT HEMIPLEGIA	736	5	L20B+	
6	CHARSADA *	2	SHABQADAR	BATAGRAM	KP/31/19/009-C2		24	F	27-Jan-19	-	-	-		22-Jan-19	N	N	-	-	923	5	L20B+	
7	CHARSADA *	2	SHABQADAR	BATAGRAM	KP/31/19/009-C3		48	M	27-Jan-19	-	-	-		22-Jan-19	N	N	-	-	924	5	L20B+	
8	DIKHAN	2	DIKHAN	MURYALI	KP/60/19/006	22-Jan-19	27	F	22-Jan-19	Y	2	7+	6	10-Dec-18	N	N	N	INJECTION NEURITIS	739	4	L20B+	
9	MARDAN	2	MARDAN	GUMBAT	KP/40/19/010	03-Jan-19	13	M	24-Jan-19	N	0	7+	6	11-Dec-18	N	N	N	INJECTION NEURITIS	807	3	L20B+	
10	NOWSHERA	2	NOWSHERA	AZA, KHEL BALA	KP/32/18/151	24-Dec-18	10	M	20-Jan-19	N	0	7+	6	12-Dec-18	N	N	N	INJECTION NEURITIS/CELLULITIS	16806	7	L20B+	
11	SWAT	2	BABUZAI	ODIGRAM	KP/24/19/011	14-Jan-19	23	M	16-Jan-19	Y	3	7	6	13-Dec-18	N	N	N	GBS	676	8	L20B+	
12	DIRLOWER	4	TIMERGARA	BAGH DUSH	KP/23/19/007	15-Jan-19	48	M	21-Jan-19	Y	2	7+	6	10-Dec-18	N	N	N	MENINGITIS	630	7	L20B+	
13	SHANGLA	4	ALPURI	SHUNG	KP/26/18/081-C2		48	M	21-Jan-19	-	-	-		N	N	-	-	16908	7	L20B+		
14	BAJOUR	2	UTMANKHEL	ARANG	TD/33/19/011	15-Jan-19	48	F	22-Jan-19	Y	3	7+	6	12-Dec-18	N	N	N	INJECTION NEURITIS	828	3	L20B+	
15	RAWALPINDI	3	TAXILA	CTW-2	PB/11/19/014	12-Jan-19	11	M	24-Jan-19	Y	3	7+	6	11-Dec-18	Y	N	N	MENINGO ENCEPHALITIS	646	7	L20B+	
16	BAHAWALPUR *	4	BAHAWALPUR SADDAR	JALALABAD	PB/71/19/012	19-Jan-19	17	F	24-Jan-19	Y	3	7+	6	12-Dec-18	N	N	N	UNNOTICED TRAUMA	877	6	L20B+	
17	BHAKKAR	4	MANKERA	LITTEN	PB/44/19/006	19-Jan-19	3	F	21-Jan-19	Y	2	2	2	12-Dec-18	N	N	Y	MENINGO ENCEPHALITIS	634	7	L20B+	
18	FAISALABAD	4	SADDAR	168	PB/51/18/286-C1		4	F	21-Jan-19	-	-	-		11-Dec-18	N	N	-	-	16810	7	L20B+	
19	JHELUM	4	JEHLUM	MONAN	PB/14/18/071-C2		59	M	23-Jan-19	-	-	-		-	N	-	-	16797	7	L20B+		

\* New addition

§ New results

#Data not available

¶ NSC Criteria = Fever, Rapid Progress, Age < 48 months and OPV Doses <7

UP = Under process

Urgent (Field/NSC) / Inadequate specimens / Age 12-35 months / Zero OPV dose

UPending for genomic sequencing

As on 04-02-2019

# Table 3: Urgent/ITD Pending Cases (Page2/2)

S. #	Basic information										OPV/IPV doses				Urgent		Prov Diagnosis	Lab update			Remarks	
	District	Tier	Tehsil	Union council	Epid number	Date of Onset	Age (M)	Sex	Date of 1st stool	Stool Adeq	Ri	SIA's	Last 6 SIA's	Last dose	IPV	Field		NSC	Lab No.	Days Inoc		Culture update
20	SIALKOT	4	SIALKOT	PRAGPUR	PB/25/18/144	29-Dec-18	42	M	23-Jan-19	N	3	7+	6	12-Dec-18	N	N	N	TRAUMATIC NEURITIS	16841	4	L20B+	
21	TTSINGH *	4	PIR MAHAL	UC-66	PB/52/19/010	21-Jan-19	25	M	25-Jan-19	Y	3	7+	6	22-Jan-19	Y	N	N	ENCEPHALITIS	927	5	L20B+	
22	LARKANA *	3	LARKANA	LARKANA-2	SD/51/19/015	12-Jan-19	7	M	23-Jan-19	Y	3	7+	6	12-Dec-18	N	N	N	UNNOTICED TRAUMA	844	6	L20B+	
23	JAMSHORO	4	KOTRI	SON WALHAR-1	SD/25/19/004	04-Jan-19	1	F	22-Jan-19	N	0	0	0		N	N	Y	UNNOTICED TRAUMA	780	4	L20B+	
24	THARPARKAR	4	CHACHRO	KANTIO	SD/33/19/006-C3		6	M	23-Jan-19	-	-	-		10-Dec-18	N	N	-		767	4	L20B+	
<b>Reported urgent (by field / NSC criteria)</b>																						
25	KABDULAH	1	CHAMAN	MIRALZAI	BN/14/19/001	08-Jan-19	13	F	18-Jan-19	Y	0	0	0		N	Y	Y	TRAUMATIC NEURITIS	529	13	UP	REFUSAL
26	KABDULAH *	1	CHAMAN	ROGHANI-3	BN/14/19/002	05-Jan-19	36	F	23-Jan-19	N	0	7	5	13-Dec-18	N	N	N	GBS	850	7	UP	Index of C-1 and C-2
27	QUETTA	1	ZARGHOON TOWN	KOTWAL1	BN/11/19/002	11-Jan-19	7	F	19-Jan-19	Y	0	6	5	12-Dec-18	N	N	Y	MENINGITIS	607	12	UP	
28	CHARSADA *	2	SHABQADAR	BATAGRAM	KP/31/19/009	20-Jan-19	7	M	25-Jan-19	Y	1	7	6	12-Nov-18	N	N	N	INJECTION NEURITIS	869	6	UP	Index of C-2 and C-3
29	SHANGLA	4	ALPURI	SHUNG	KP/26/18/081	21-Dec-18	144	M		N	0	7+			N	N	N	TRANSVERSE MYELITIS			UP	Index of C-2 (Stool not collected)
30	FAISALABAD	4	SADDAR	168	PB/51/18/286	19-Dec-18	40	F	21-Jan-19	N	3	7+	6	11-Dec-18	N	N	N	PARAPRESIS	16811	11	UP	Index of C-1
31	JHELUM	4	JEHLUM	MONAN	PB/14/18/071	10-Dec-18	149	M	19-Jan-19	N	3	7+			N	N	N	QUADRIPARESIS	16768	14	UP	Index of C-2
32	MBDIN	4	MALAKWAL	RUKKAN	PB/24/19/006	11-Jan-19	7	M	21-Jan-19	Y	3	2	2	10-Dec-18	N	N	Y	SEPTIC ARTHRITIS	658	11	UP	
33	KHILANDHI	4	LANDHI	SHARAFI	SD/69/19/007	19-Jan-19	5	F	23-Jan-19	Y	3	2	2	11-Dec-18	N	N	Y	MUSCULAR DYSTROPHY	777	8	UP	
34	KHINORTH	4	NORTH	MADINA	SD/73/19/003	15-Jan-19	4	M	23-Jan-19	Y	1	2	2	12-Dec-18	N	N	Y	AGE E SEPSIS	725	10	UP	
35	THARPARKAR	4	CHACHRO	KANTIO	SD/33/19/006	05-Jan-19	36	F	22-Jan-19	N	3	7+	6	10-Dec-18	N	N	N	RICKETS/PCMVII	764	9	UP	Index of C-3

\* New addition    § New results    #Data not available    # NSC Criteria = Fever, Rapid Progress, Age < 48 months and OPV Doses < 7    UP = Under process  
 Urgent (Field/NSC) / Inadequate specimens / Age 12-35 months / Zero OPV dose    † Pending for genomic sequencing

# Comparison of Polio Cases by Province/Region 2017 - 2018\*

Region/ Province	No. of polio cases			No. of infected districts/towns			Most recent polio case
	2017	2018	2019	2017	2018	2019	
Balochistan	3	3	0	2	1	0	18-May-18
Sindh	2	1	0	2	1	0	22-Sept-18
Khyber Pakhtunkhwa	1	2	0	1	2	0	16-Dec-18
KP-TD	0	6	1	0	2	1	18-Jan-19
G-Baltistan	1	0	0	1	0	0	13-Feb-17
Punjab	1	0	0	1	0	0	28-Jan-17
<b>Pakistan</b>	<b>8</b>	<b>12</b>	<b>1</b>	<b>7</b>	<b>6</b>	<b>1</b>	<b>18-Jan-19</b>

Twenty five additional districts / towns declared infected based on environmental samples in 2018

\* Afp.rec Data as of 04-02-2019







## Table 2: LAB Update 2018\*

Month of onset	Cases	Cases under process			Negative cases	NPEV positive	NPEV %	Within 14 days	Positive cases		
		Culture	ITD	SEQ					Wild	Vaccine	VDPV
January	1010	0	0	0	843	91	9%	99%	0	76	0
February	893	0	0	0	714	105	12%	100%	0	74	0
March	969	0	0	0	768	172	18%	95%	1	28	0
April	984	0	0	0	735	217	22%	30%	1	31	0
May	993	0	0	0	721	241	24%	97%	1	30	0
June	782	0	0	0	583	181	23%	100%	0	18	0
July	928	0	0	0	587	314	34%	99%	0	27	0
August	978	0	0	0	617	322	33%	99%	1	38	0
September	1019	0	0	0	668	286	28%	100%	3	62	0
October	1032	0	0	0	781	229	22%	99%	1	21	0
November	1128	0	0	0	890	162	14%	100%	0	76	0
December	1134	27	5	0	947	96	9%	99%	4	55	0
<b>Pakistan</b>	<b>11850</b>	<b>27</b>	<b>5</b>	<b>0</b>	<b>8854</b>	<b>2416</b>	<b>20%</b>	<b>93%</b>	<b>12</b>	<b>536</b>	<b>0</b>

## Table 2.1: LAB Update 2019\*

Month of onset	Cases	Cases under process			Negative cases	NPEV positive	NPEV %	Within 14 days	Positive cases		
		Culture	ITD	SEQ					Wild	Vaccine	VDPV
January	855	465	17	0	350	18	2%	100%	1	4	0

\* Data as of Feb 04, 2019

# Comparison of Environmental Sampling Results, 2017-19\*

DISTRICT	2017					2018					2019					Last
	TOTAL	WILD				TOTAL	WILD				TOTAL	WILD				
		GRAB	BMFS	TOTAL			GRAB	BMFS	TOTAL			GRAB	BMFS	TOTAL		
				n	%				n	%				n	%	
LAHORE	63	1		1	2%	60	12		12	20%	6	4		4	67%	18-Jan-19
MULTAN	36	1		1	3%	37			0	0%	1			0	0%	9-Jan-17
DGKHAN	36			0	0%	25	1	1	2	8%	3			0	0%	12-Sep-18
RAWALPINDI	26	6	2	8	31%	25	14	1	15	60%	2	2		2	100%	10-Jan-19
FAISALABAD	23			0	0%	24			0	0%	4		1	1	25%	10-Jan-19
SARGODHA	12			0	0%	12			0	0%				0		
BAHAWALPUR	12			0	0%	12			0	0%				0		
RAJANPUR						12			0	0%				0		
CDA	12	5		5	42%	12	7		7	58%	1			0	0%	10-Nov-18
KHIGIQBAL	26	5	1	6	23%	24	1		1	4%	2			0		13-Sep-18
KHIGADAP	36	21		21	58%	38	13	2	15	39%	3	3		3	100%	15-Jan-19
KHIBALDIA	12	2		2	17%	12	2		2	17%	1	1		1	100%	2-Jan-19
KHILANDHI	12	7		7	58%	12	3		3	25%	1			0		30-Jul-18
KHIKORANGI	12	1		1	8%	11	1		1	9%				0		14-Dec-18
KHISITE	12	5		5	42%	12	2		2	17%	1	1		1	100%	3-Jan-19
KHISADDAR						11	1		1	9%	1	1		1	100%	7-Jan-19
KHILIAQAT						11	2		2	18%	1			0	0%	7-Nov-18
SUKKUR	32	1	1	2	6%	25	1	1	2	8%				0		9-Nov-18
HYDERABAD	12			0	0%	12	1		1	8%				0		9-Feb-18
JACOBABAD	15	3	1	4	27%	14	2	1	3	21%				0		12-Sep-18
SANGHAR	12			0	0%	1			0	0%				0		
DADU	12			0	0%	12			0	0%	1			0	0%	
KAMBAR	12	1		1	8%	12	3		3	25%	1			0	0%	9-Jul-18
PESHAWAR	27	6	2	8	30%	34	22	1	23	68%	1	1		1	100%	11-Jan-19
DIKHAN	23			0	0%	24			0	0%	2	1		1	50%	8-Jan-19
BANNU	12			0	0%	13	3	1	4	31%				0		27-Dec-18
KOHAT	10			0	0%	13	5		5	38%				0		27-Sep-18
CHARSADA	12			0	0%	12			0	0%				0		
MARDAN	12			0	0%	12	2		2	17%				0		15-Nov-18
NOWSHERA	12			0	0%	12	2		2	17%				0		18-Oct-18
KABDULAH	24	13		13	54%	24	8		8	33%	2	2		2	100%	15-Jan-19
QUETTA	49	11	1	12	24%	49	13		13	27%	2	2		2	100%	12-Jan-19
PISHIN	12	5		5	42%	12	1		1	8%	1			0	0%	2-Dec-18
KHUZDAR	12			0	0%	12			0	0%				0		
LORALAI	12	3		3	25%	12	2		2	17%				0		17-Aug-18
ZHOB	12	1		1	8%	12			0	0%				0		18-Dec-17
WAZIR-S						9	2		2	22%				0		27-Dec-18
BAJOUR						9	5		5	56%				0		25-Oct-18
KURRAM						2			0	0%				0		
<b>PAKISTAN</b>	<b>654</b>	<b>98</b>	<b>8</b>	<b>106</b>	<b>16%</b>	<b>687</b>	<b>131</b>	<b>8</b>	<b>139</b>	<b>20%</b>	<b>37</b>	<b>18</b>	<b>1</b>	<b>19</b>	<b>51%</b>	<b>18-Jan-19</b>

\* Afp.rec Data as of 04-02-2019

## WPV and cVDPV Cases by District in 2018

PROVINCE	DISTRICT	WPV Cases		cVDPV Cases	
		Onset of Last Case	Cases	Onset of Last Case	Cases
SINDH	KHIGADAP	22-Sep	1		
KPTD	KHYBER	25-Sep	1		
KPTD	BAJOUR	31-Dec	5		
KP	CHARSADA	1-Aug	1		
KP	LAKKIMRWT	16-Dec	1		
BALUCHISTAN	DUKKI	18-May	3		
<b>PAKISTAN</b>		<b>31-Dec</b>	<b>12</b>		

## WPV and cVDPV Cases by District in 2019

PROVINCE	DISTRICT	WPV Cases		cVDPV Cases	
		Onset of Last Case	Cases	Onset of Last Case	Cases
KPTD	BAJOUR	18-Jan	1		
<b>PAKISTAN</b>		<b>18-Jan</b>	<b>01</b>		

# Map 2.1: Wild Polio virus, Compatible and cVDPV2 isolates 2017-2018

## Infected districts/Towns/Agencies/Areas

On the basis of WPV isolation

- WPV cases = 07
- Sewage water = 15 (no WPV case)
- Total = 22

### 2017

#### Source

##### AFP Surveillance

- P1 = 08
- Compatible = 02
- cVDPV Cases = -
- cVDPV Env = -

##### Sewage water

- Grab = 98
- BMFS = 08

## Infected districts/Towns/Agencies/Areas

On the basis of WPV isolation

- WPV cases = 06
- Sewage water = 25 (no WPV case)
- Total = 31

### 2018

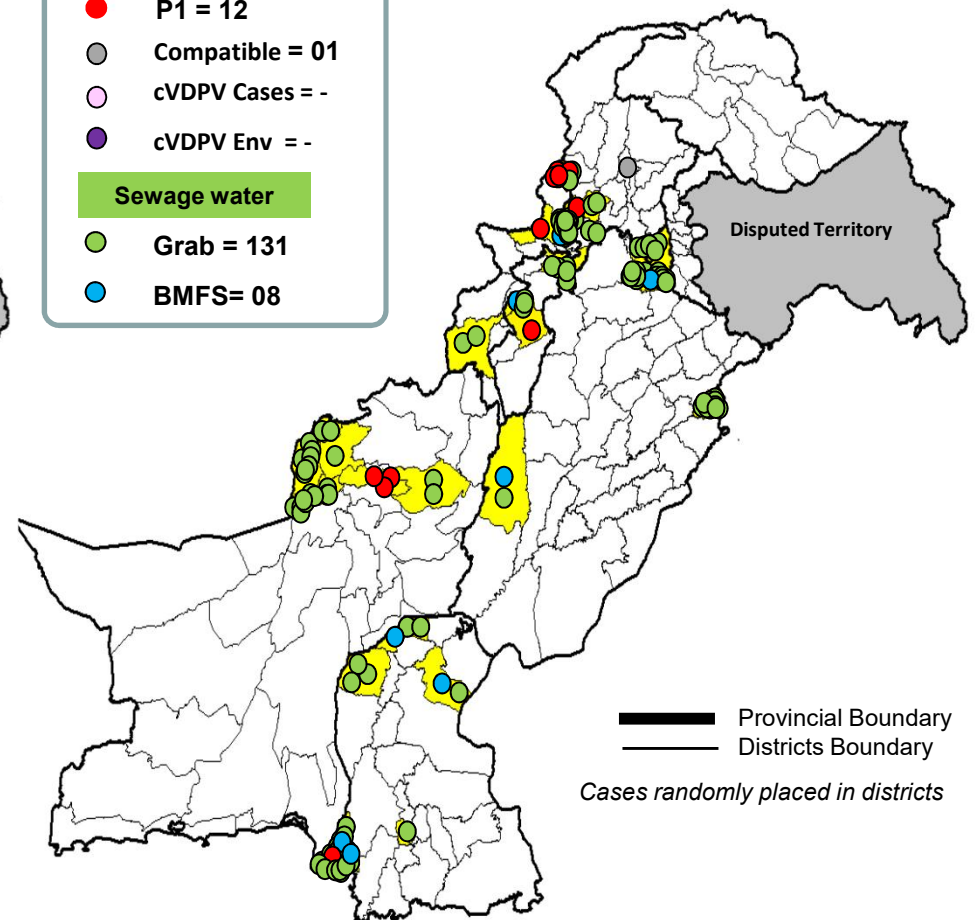
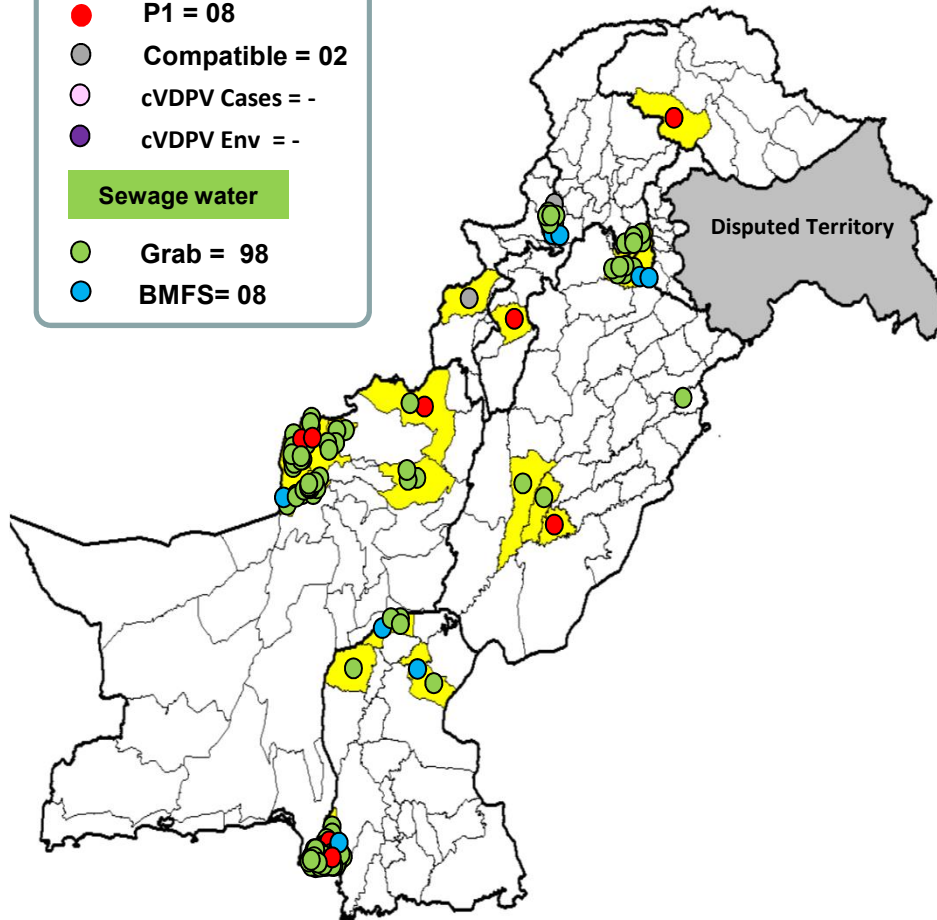
#### Source

##### AFP Surveillance

- P1 = 12
- Compatible = 01
- cVDPV Cases = -
- cVDPV Env = -

##### Sewage water

- Grab = 131
- BMFS = 08



Provincial Boundary  
 Districts Boundary  
 Cases randomly placed in districts

\* Afp.rec Data as of 04-02-2019

# Map 2.2: Point in Time Comparison of Wild Polio virus, Compatible and cVDPV2 isolates

## Infected districts/Towns/Agencies/Areas

On the basis of WPV isolation

- WPV cases = 0
- Sewage water = 07 (no WPV case)
- Total = 07

### 2018

Source

AFP Surveillance

- P1 = 0
- Compatible = 0
- cVDPV Cases = -
- cVDPV Env = -

Sewage water

- Grab = 07
- BMFS = 0

## Infected districts/Towns/Agencies/Areas

On the basis of WPV isolation

- WPV cases = 01
- Sewage water = 11 (no WPV case)
- Total = 12

### 2019

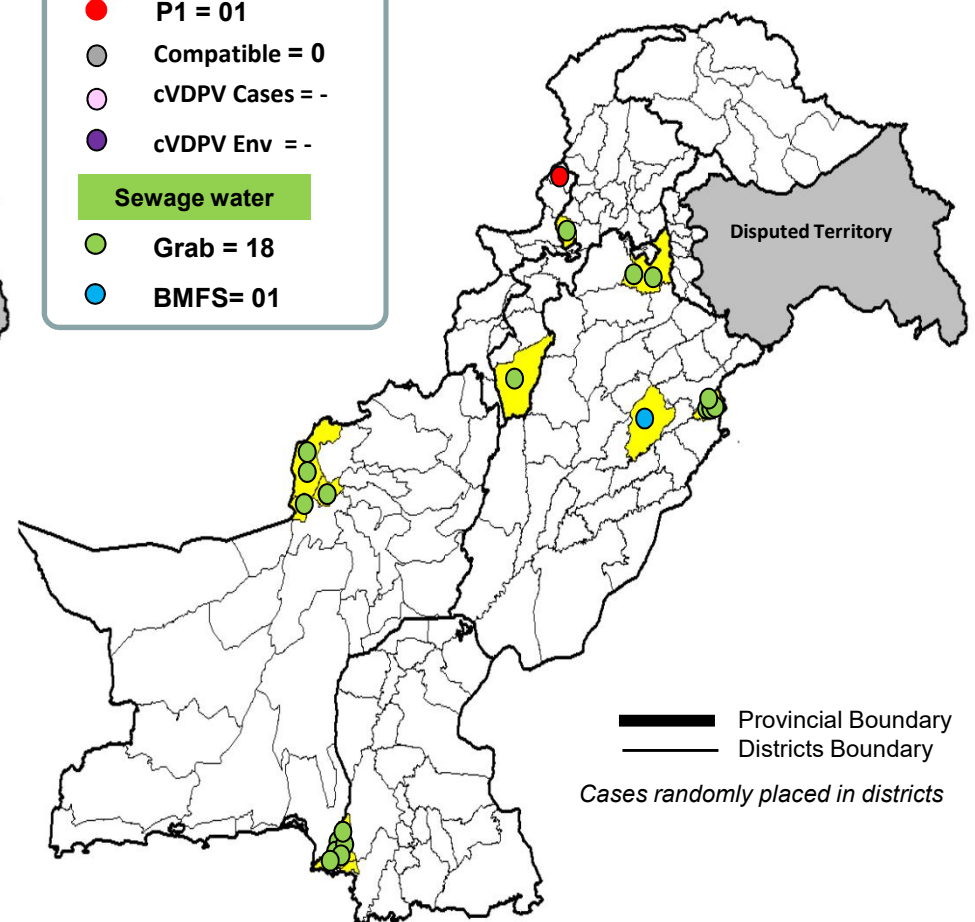
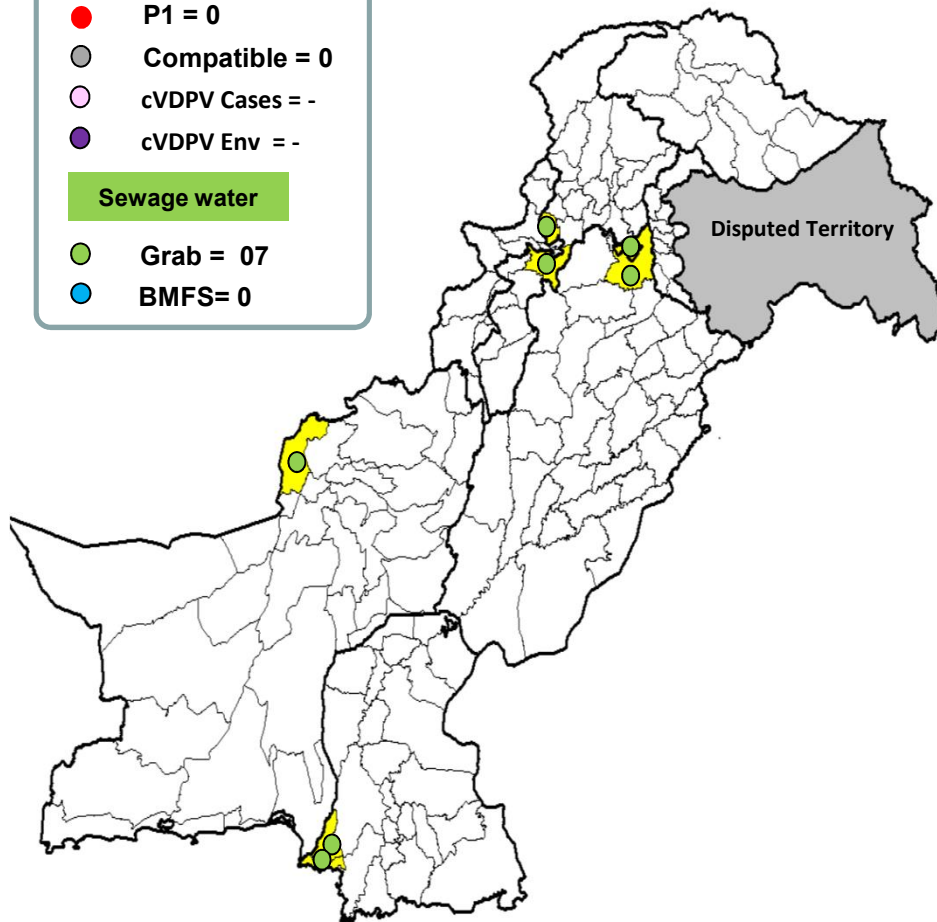
Source

AFP Surveillance

- P1 = 01
- Compatible = 0
- cVDPV Cases = -
- cVDPV Env = -

Sewage water

- Grab = 18
- BMFS = 01

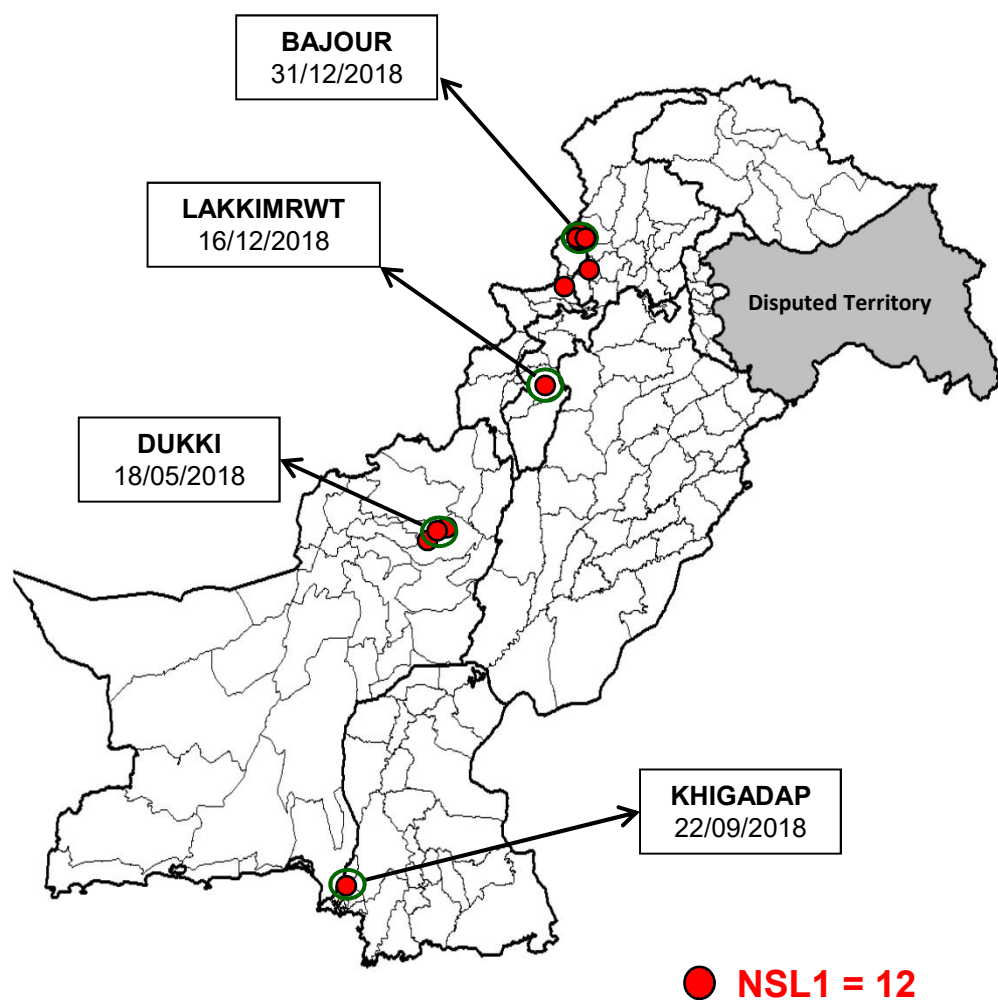


Provincial Boundary  
 Districts Boundary  
 Cases randomly placed in districts

\* Afp.rec Data as of 04-02-2019

# Map1: Distribution of Wild Polio Cases Pakistan 2017-2018\*

Districts/Towns with Wild Polio Cases = 06



Province/ Country	Date of Last Case		Number of cases 2017		Number of cases 2018	
	P1	P3	P1	P3	P1	P3
KP-TD	Dec, 2018	Apr, 2012	-	-	06	-
KHYBER-PAKHTUNKHWA	Dec, 2018	Oct, 2010	01	-	02	-
SINDH	Sep, 2018	Jan, 2010	02	-	01	-
BALUCHISTAN	May, 2018	Apr, 2010	03	-	03	-
PUNJAB	Jan, 2017	Jun, 2010	01	-	-	-
AJK	Jun, 2000	Jun, 2000	-	-	-	-
GILGIT-BALTISTAN	Feb, 2017	-	01	-	-	-
ISLAMABAD	Sep, 2008	Sep, 2008	-	-	-	-
<b>PAKISTAN</b>	<b>Dec, 2018</b>	<b>Apr, 2012</b>	<b>08</b>	<b>-</b>	<b>12</b>	<b>-</b>

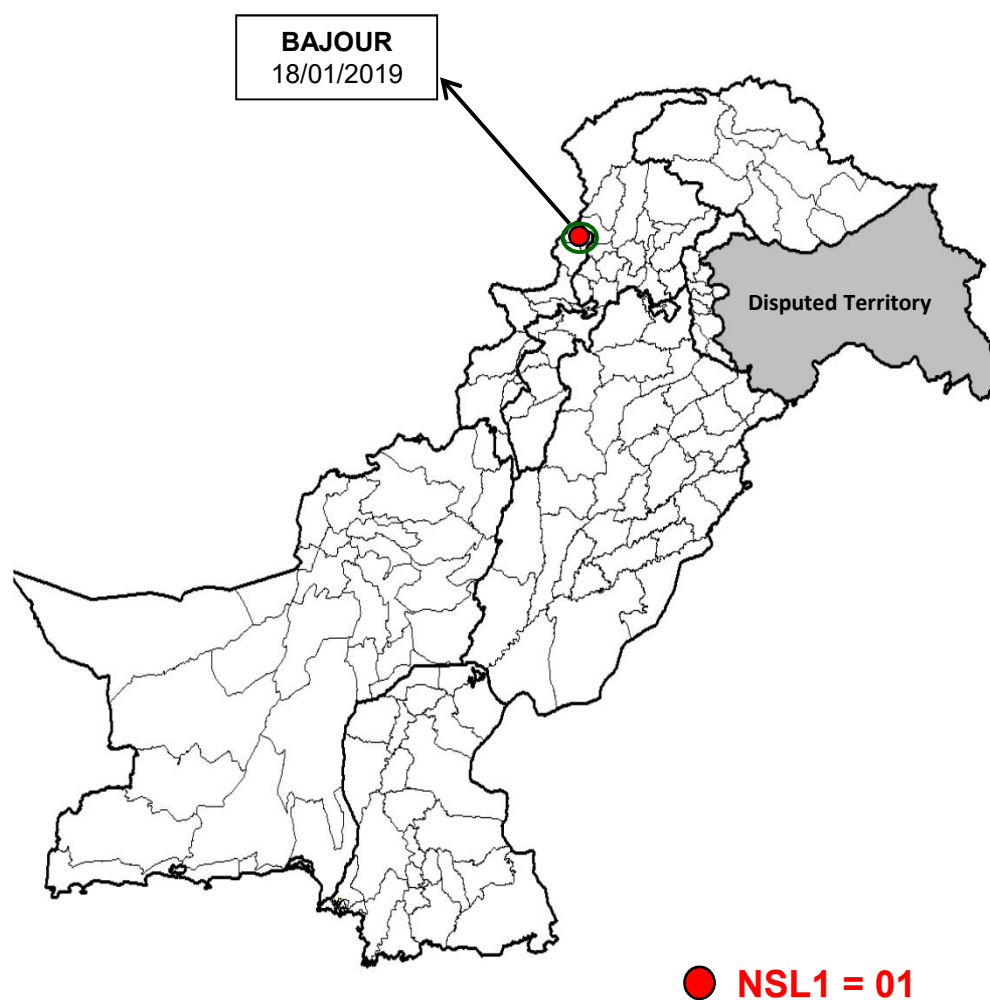
- District with last polio case in province
- Provincial Boundary
- Districts Boundary

Cases randomly placed in districts

\* Afp.rec Data as of 04-02-2019

# Map1: Distribution of Wild Polio Cases Pakistan 2018-2019\*

Districts/Towns with Wild Polio Cases = 01



Province/ Country	Date of Last Case		Number of cases 2018		Number of cases 2019	
	P1	P3	P1	P3	P1	P3
KP-TD	Jan, 2019	Apr, 2012	06	-	01	-
KHYBER-PAKHTUNKHWA	Dec, 2018	Oct, 2010	02	-	-	-
SINDH	Sep, 2018	Jan, 2010	01	-	-	-
BALUCHISTAN	May, 2018	Apr, 2010	03	-	-	-
PUNJAB	Jan, 2017	Jun, 2010	-	-	-	-
AJK	Jun, 2000	Jun, 2000	-	-	-	-
GILGIT-BALTISTAN	Feb, 2017	-	-	-	-	-
ISLAMABAD	Sep, 2008	Sep, 2008	-	-	-	-
<b>PAKISTAN</b>	<b>Jan, 2019</b>	<b>Apr, 2012</b>	<b>12</b>	<b>-</b>	<b>01</b>	<b>-</b>

- District with last polio case in province
- Provincial Boundary
- Districts Boundary

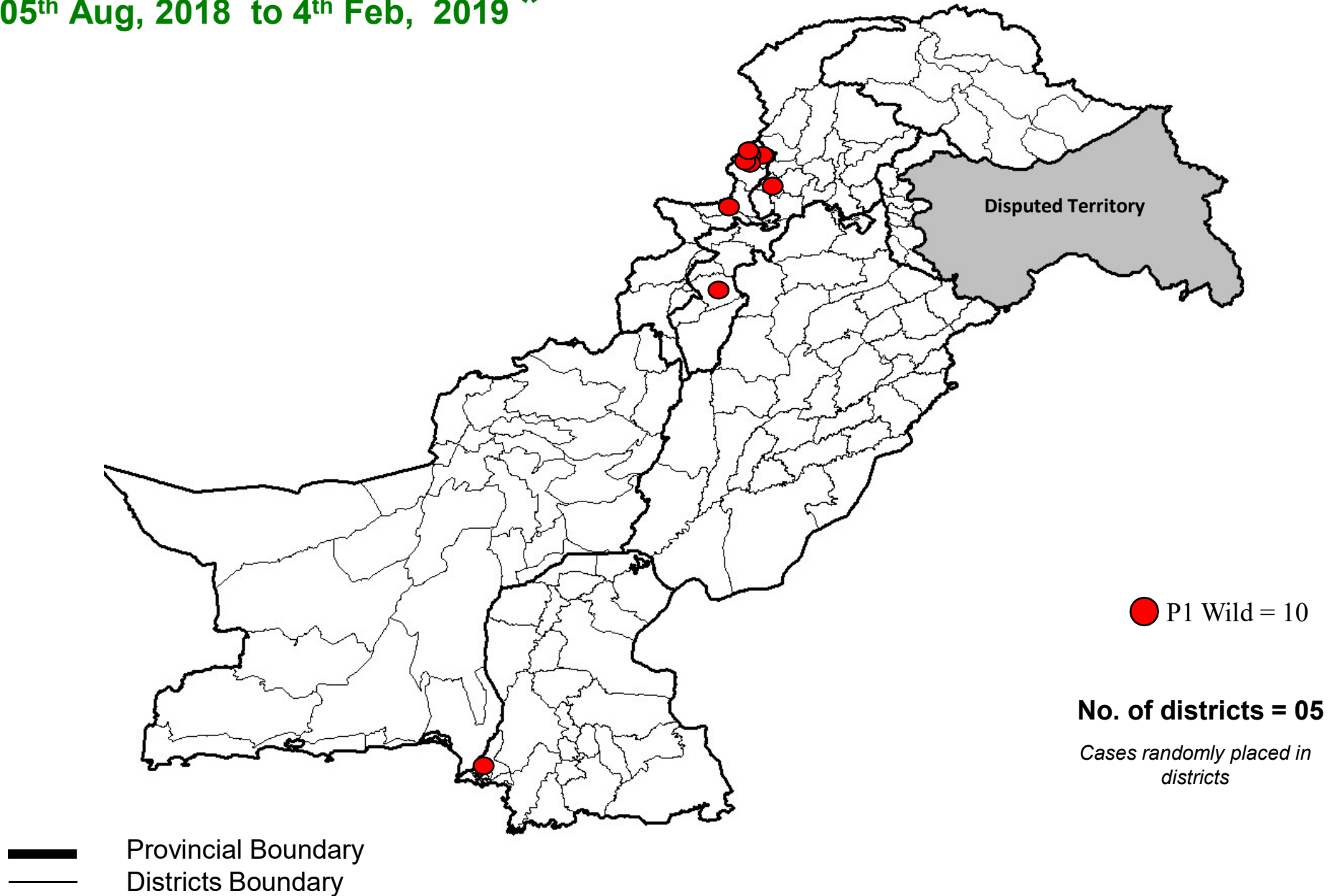
Cases randomly placed in districts

\* Afp.rec Data as of 04-02-2019



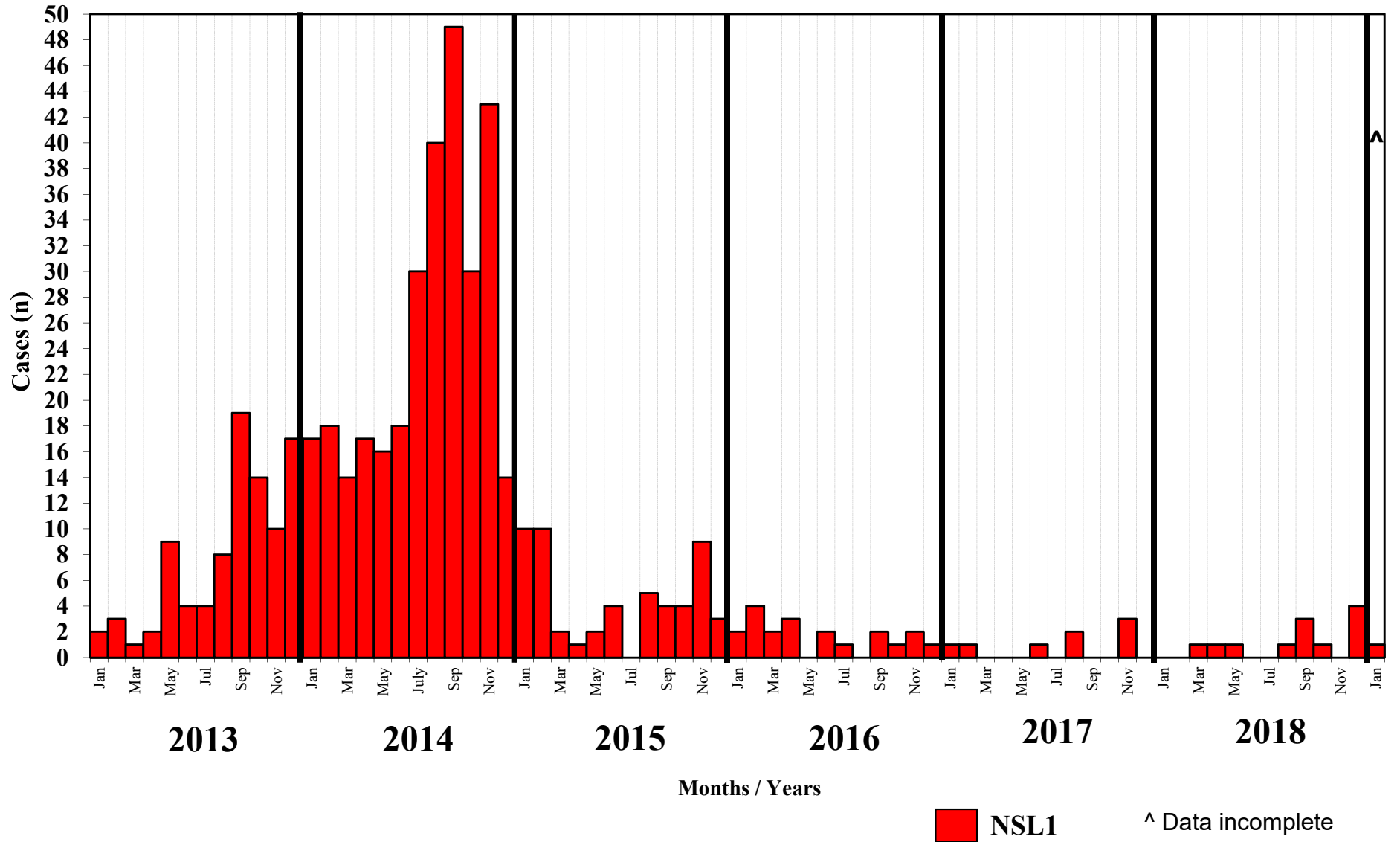
# Map 3: Wild Polio cases in the last 6 months

05<sup>th</sup> Aug, 2018 to 4<sup>th</sup> Feb, 2019 \*



\* Afp.rec Data as of 04-02-2019

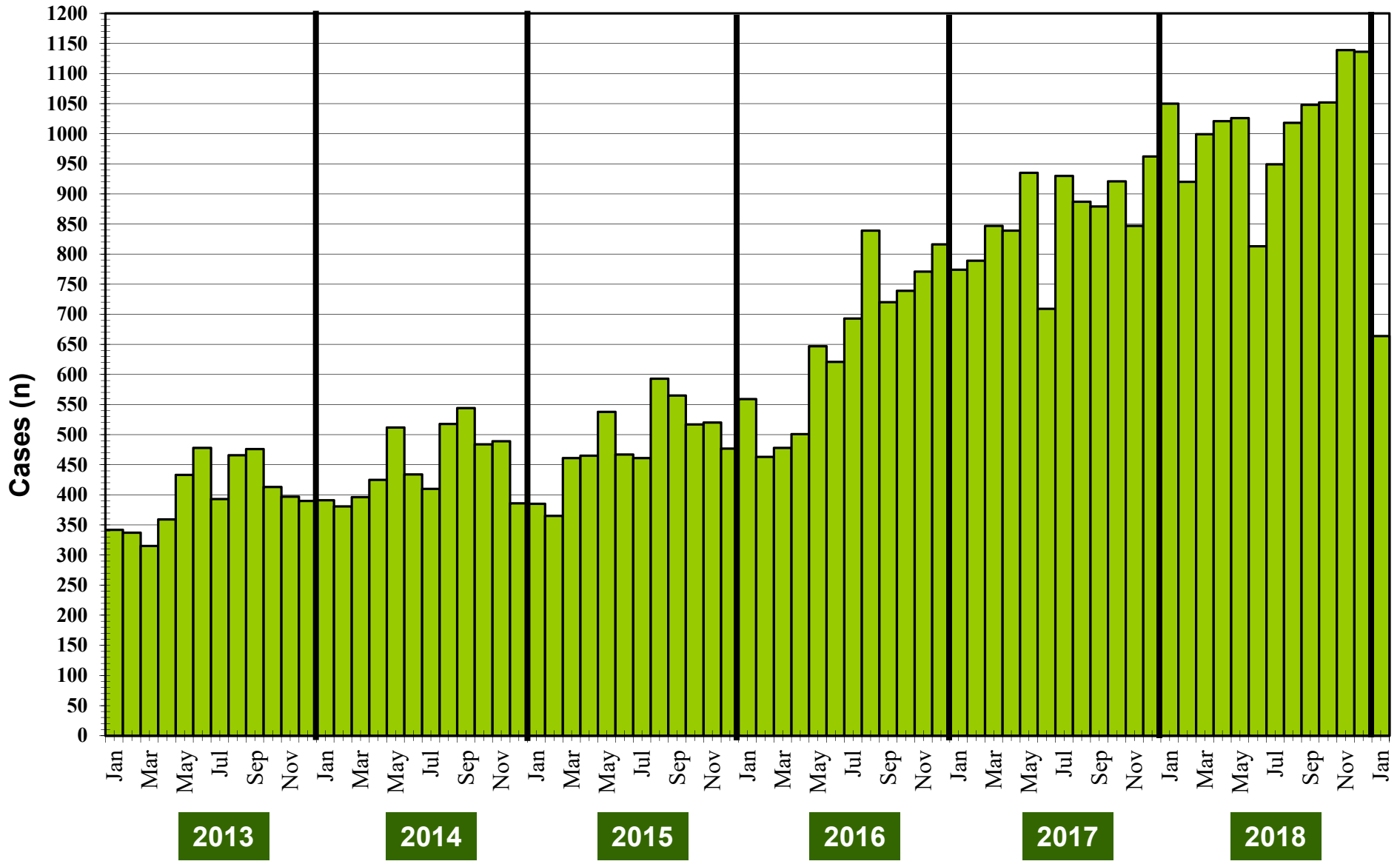
# Confirmed Polio Cases 2013-2019\*



\* Afp.rec Data as of 04-02-2019

# Graph 1: Distribution of AFP Cases by Month, Pakistan 2013-2019\*

2019



\* Afp.rec Data as of 04-02-2019

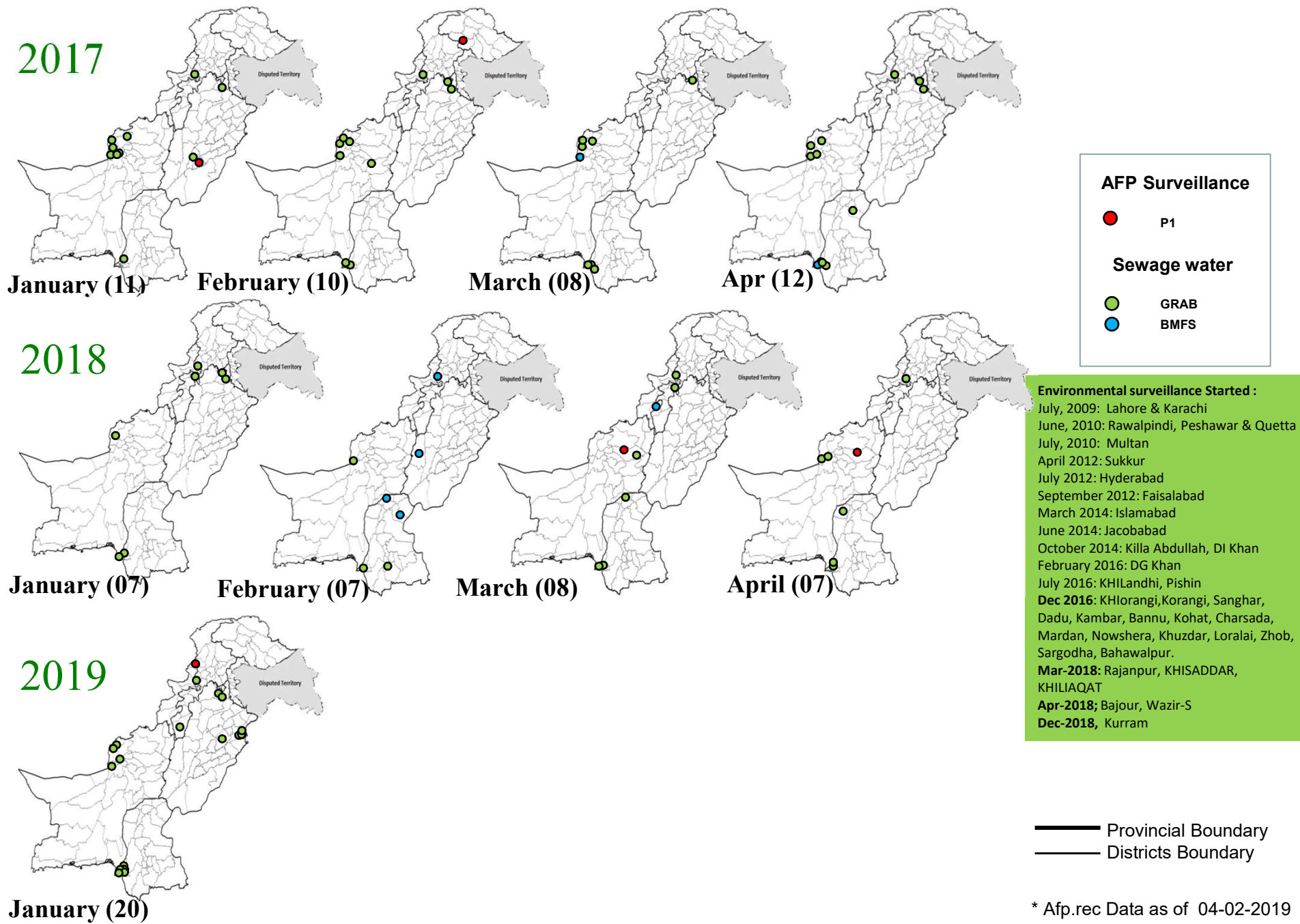
**Table 4: Distribution of AFP Cases By Week of Onset <sup>^</sup>  
Pakistan- 2018-19\* [Week number / Ending on]**

<b>PROVINCE</b>	<b>W 42 20 Oct 2018</b>	<b>W 43 27 Oct 2018</b>	<b>W 44 03 Nov 2018</b>	<b>W 45 10 Nov 2018</b>	<b>W 46 17 Nov 2018</b>	<b>W 47 24 Nov 2018</b>	<b>W 48 01 Dec 2018</b>	<b>W 49 08 Dec 2018</b>	<b>W 50 15 Dec 2018</b>	<b>W 51 22 Dec 2018</b>	<b>W 52 29 Dec 2018</b>	<b>W 01 05 Jan 2019</b>	<b>W 02 12 Jan 2019</b>	<b>W 03 19 Jan 2019</b>	<b>W 04 26 Jan 2019</b>
<b>PUNJAB</b>	103	108	110	116	118	116	118	116	115	93	108	76	116	87	11
<b>SINDH</b>	60	43	46	44	45	51	59	58	69	45	33	47	42	54	3
<b>KPAKHTUNKHWA</b>	63	47	48	82	56	59	68	67	62	54	57	36	50	37	5
<b>KPTD</b>	17	11	15	22	15	11	8	20	11	11	11	11	12	5	1
<b>BALUCHISTAN</b>	16	7	6	13	15	10	6	26	13	6	6	4	15	5	0
<b>AJK</b>	7	5	8	4	5	3	8	4	2	8	6	4	5	10	3
<b>GBALTISTAN</b>	1	1	2	1	1	3	3	4	3	0	1	3	2	3	0
<b>ISLAMABAD</b>	3	6	4	3	2	5	2	4	6	1	3	3	7	6	1
<b>PAKISTAN</b>	<b>270</b>	<b>228</b>	<b>239</b>	<b>285</b>	<b>257</b>	<b>258</b>	<b>272</b>	<b>299</b>	<b>281</b>	<b>218</b>	<b>225</b>	<b>184</b>	<b>249</b>	<b>207</b>	<b>24</b>

\* Afp.rec & Afplab.rec: Data as of 04-02-2019

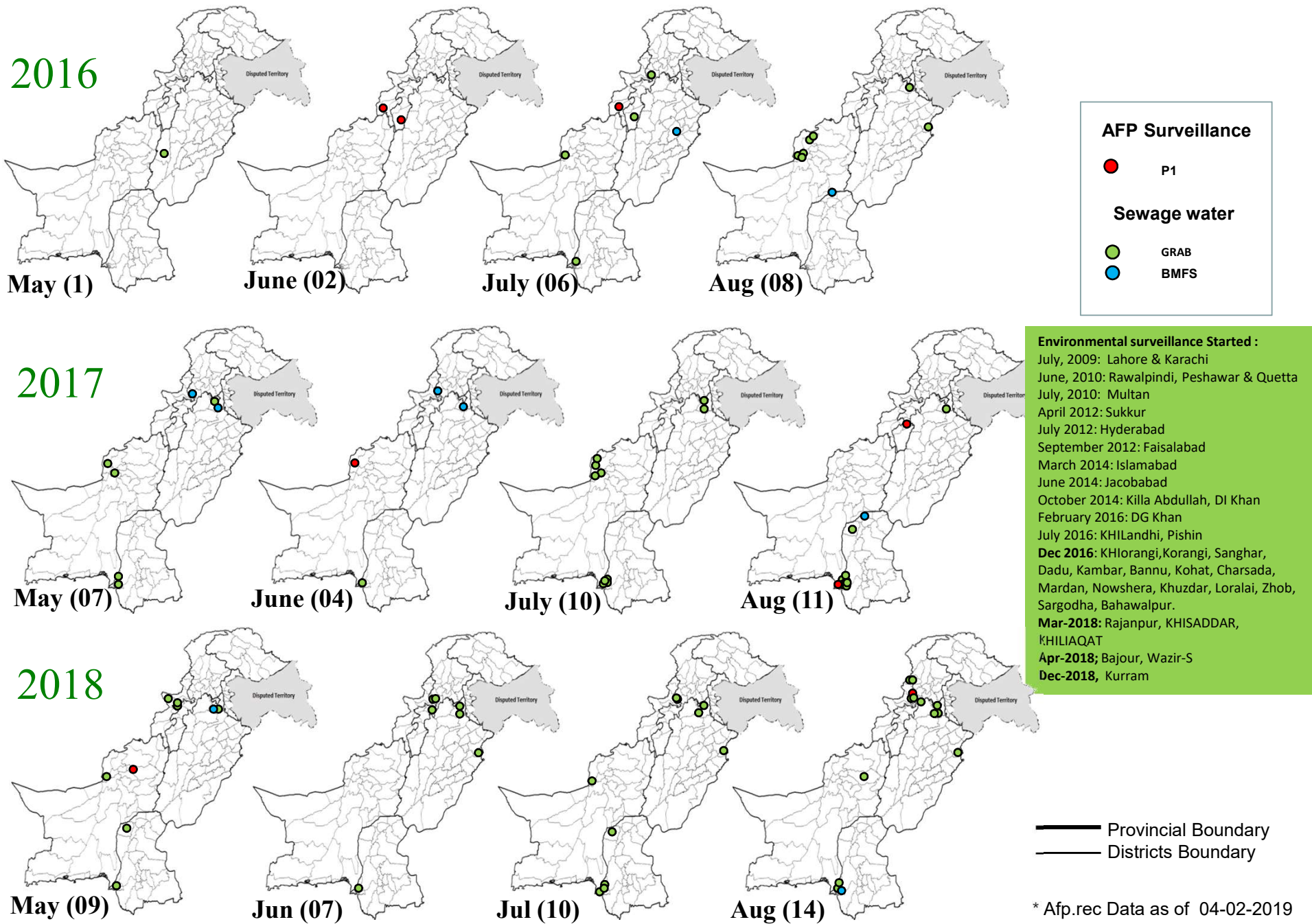
<sup>^</sup> MMWR Epidemiological Weeks

# Map 4: Monthly Comparison of Polio Cases/Isolates 2017-2019\*



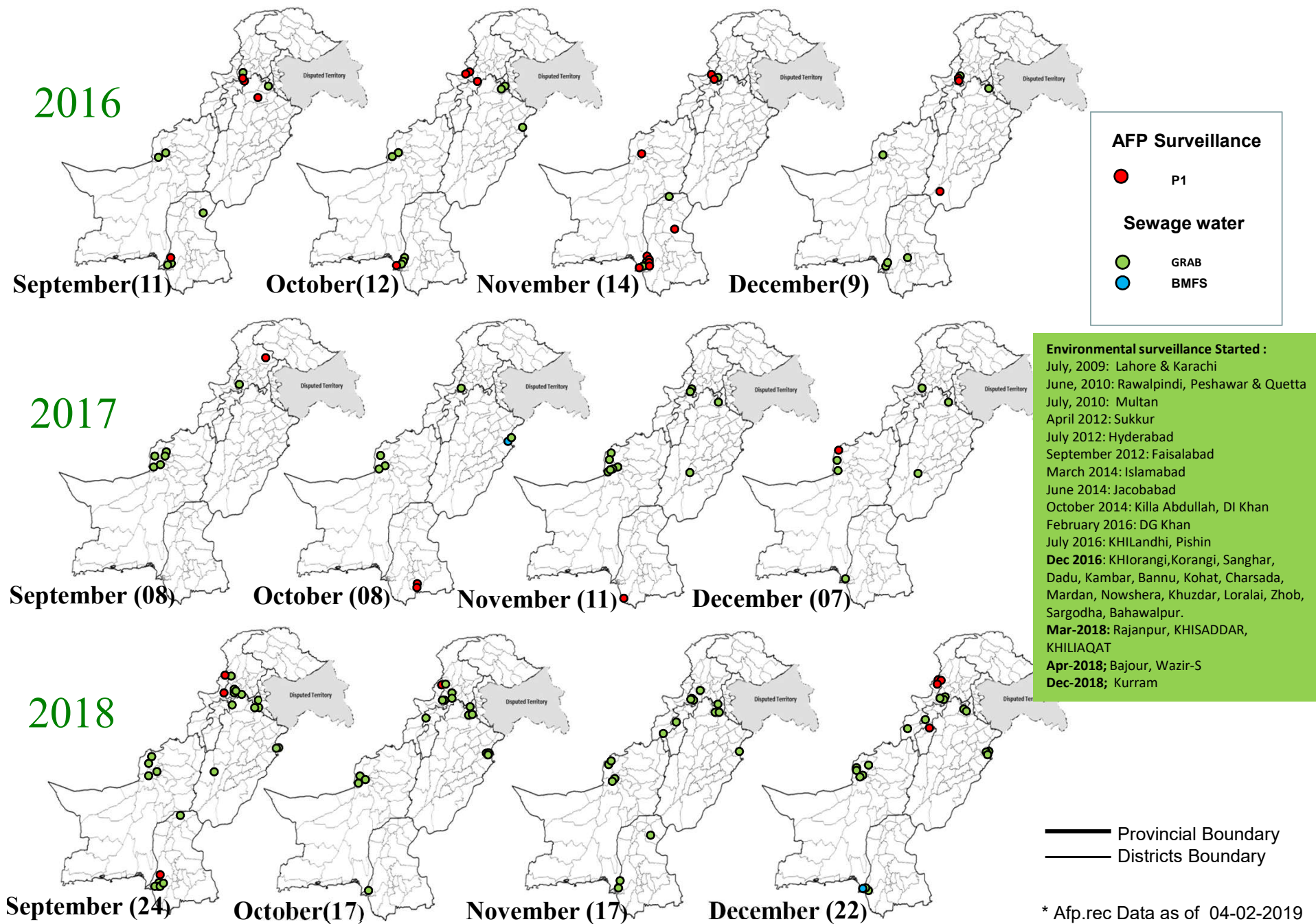
\* Afp.rec Data as of 04-02-2019

# Map 4.1: Monthly Comparison of Polio Cases/Isolates 2016-2018\*



\* Afp.rec Data as of 04-02-2019

# Map 4.2: Monthly Comparison of Polio Cases/Isolates 2016-2018\*



\* Afp.rec Data as of 04-02-2019

# Table 5: Polio Eradication Update, Pakistan 2015-2019\*

Province/Region	Polio				
	2015	2016	2017	2018	2019
KP-TD	16	02	-	06	01
KP	17	08	01	02	-
SINDH	12	08	02	01	-
PUNJAB	02	-	01	-	-
BALUCHISTAN	07	02	03	03	-
AJK	-	-	-	-	-
Gilgit-Baltistan	-	-	01	-	-
ISLAMABAD	-	-	-	-	-
<b>PAKISTAN</b>	<b>54</b>	<b>20</b>	<b>08</b>	<b>12</b>	<b>01</b>

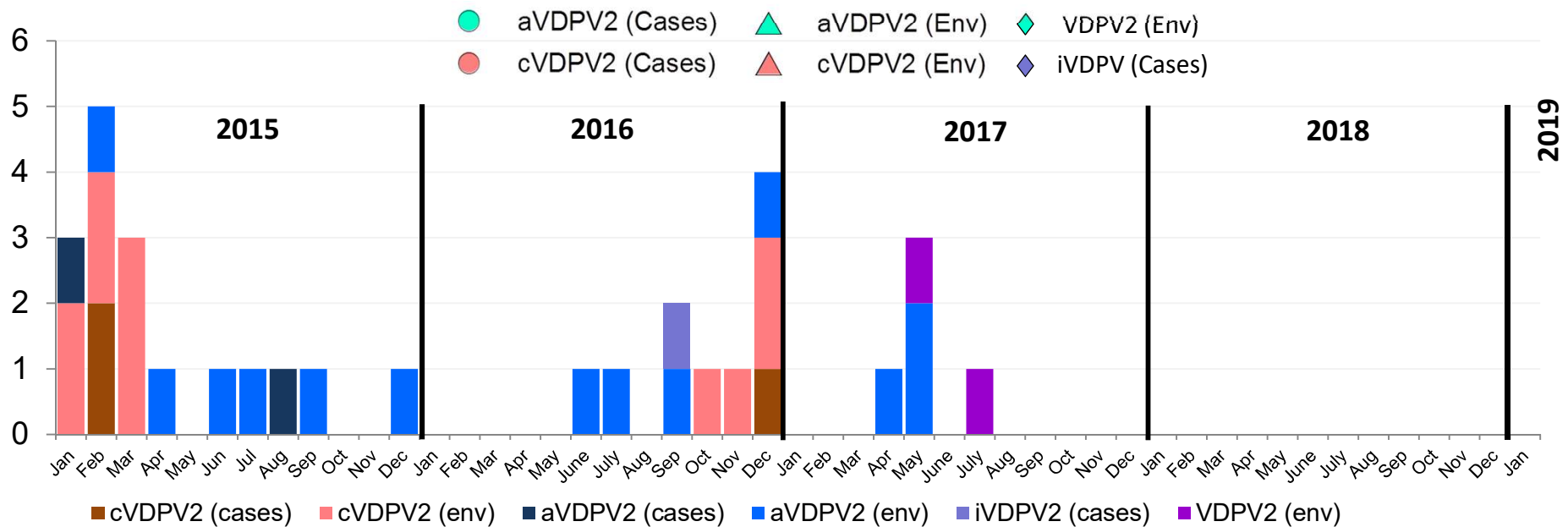
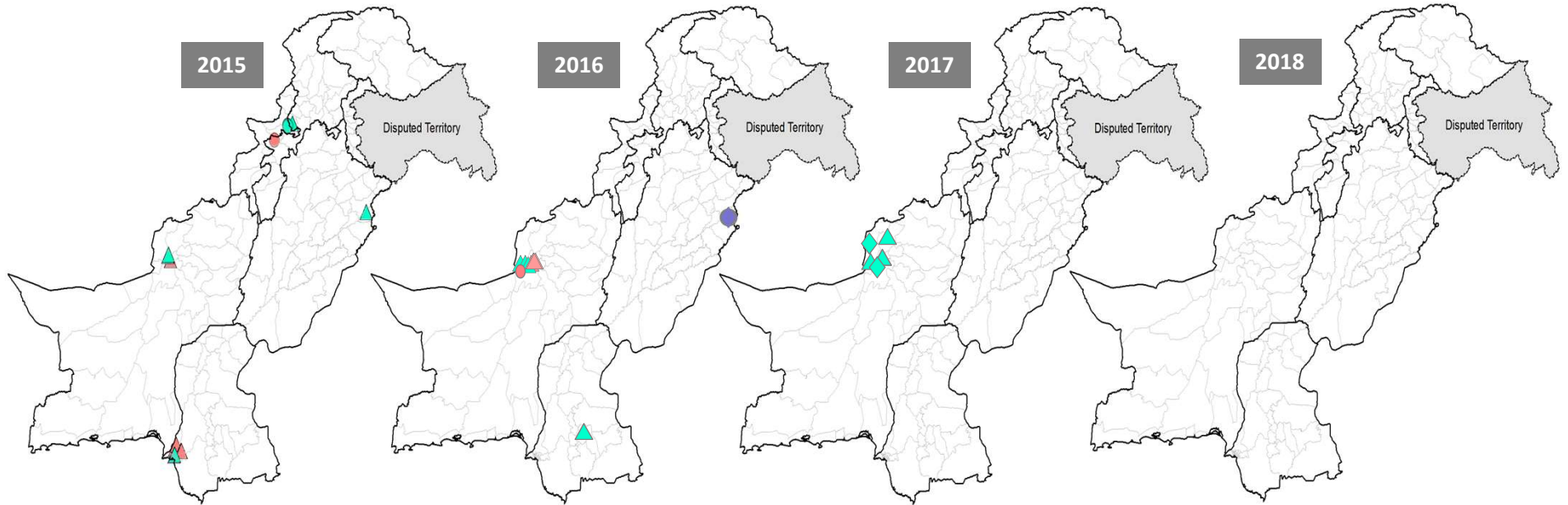


\* Afp.rec Data as of 04-02-2019





# VDPV isolates (Cases + ES), 2015 – 2019\*



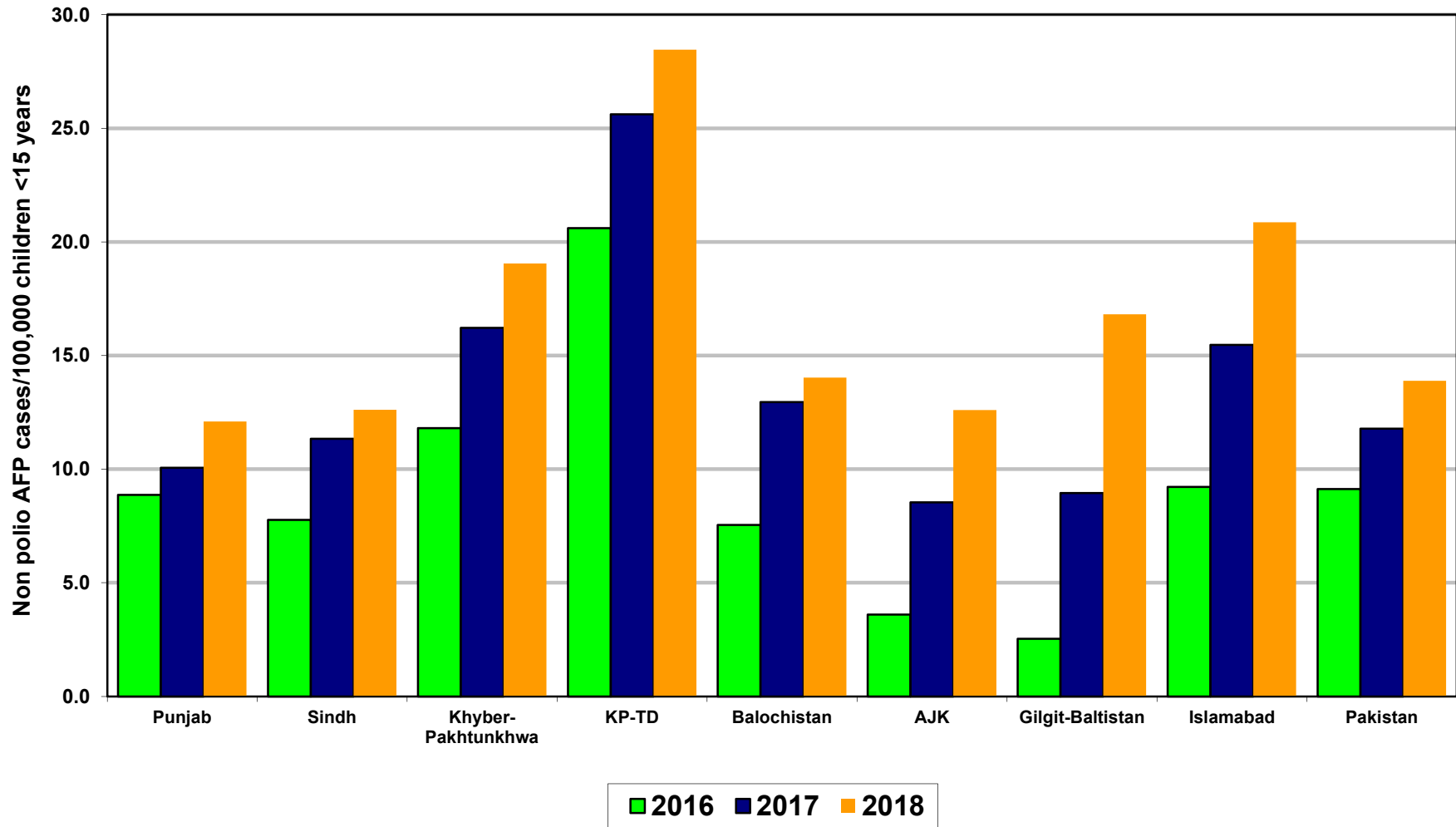
\* Afp.rec Data as of 04-02-2019

**Table 6: Vaccination status of non polio AFP cases age 6-59 months 2016-2018\***

REGION	0 dose			1-2 doses			3 doses			4-6 doses			7+ doses		
	16	17	18	16	17	18	16	17	18	16	17	18	16	17	18
Central Punjab	0%	0%	0%	0%	0%	0%	1%	1%	1%	3%	3%	3%	97%	96%	96%
North Punjab	0%	0%	0%	0%	0%	0%	0%	1%	1%	2%	2%	3%	98%	97%	96%
South Punjab	0%	0%	0%	0%	0%	0%	0%	0%	0%	2%	2%	2%	98%	98%	98%
<b>PUNJAB</b>	<b>0%</b>	<b>0%</b>	<b>0%</b>	<b>0%</b>	<b>0%</b>	<b>0%</b>	<b>0%</b>	<b>1%</b>	<b>1%</b>	<b>2%</b>	<b>2%</b>	<b>2%</b>	<b>97%</b>	<b>97%</b>	<b>97%</b>
Karachi	0%	1%	0%	1%	1%	1%	1%	1%	2%	5%	7%	4%	93%	91%	93%
North Sindh	0%	0%	0%	0%	0%	0%	0%	0%	0%	5%	3%	2%	94%	97%	97%
South Sindh	0%	0%	0%	1%	0%	0%	1%	1%	1%	6%	4%	3%	92%	95%	96%
<b>SINDH</b>	<b>0%</b>	<b>0%</b>	<b>0%</b>	<b>1%</b>	<b>0%</b>	<b>0%</b>	<b>1%</b>	<b>0%</b>	<b>1%</b>	<b>5%</b>	<b>4%</b>	<b>3%</b>	<b>93%</b>	<b>95%</b>	<b>96%</b>
Central Khyber Pakhtunkhwa	0%	0%	0%	0%	1%	0%	0%	0%	0%	1%	1%	1%	98%	98%	98%
North Khyber Pakhtunkhwa	0%	0%	0%	1%	1%	1%	0%	1%	0%	3%	4%	2%	96%	94%	97%
South Khyber Pakhtunkhwa	1%	0%	2%	2%	2%	0%	1%	2%	1%	3%	5%	3%	94%	91%	93%
<b>Khyber Pakhtunkhwa</b>	<b>0%</b>	<b>0%</b>	<b>1%</b>	<b>1%</b>	<b>1%</b>	<b>0%</b>	<b>0%</b>	<b>1%</b>	<b>0%</b>	<b>2%</b>	<b>3%</b>	<b>2%</b>	<b>96%</b>	<b>95%</b>	<b>97%</b>
<b>KP-TD</b>	<b>0%</b>	<b>0%</b>	<b>0%</b>	<b>2%</b>	<b>0%</b>	<b>0%</b>	<b>1%</b>	<b>1%</b>	<b>0%</b>	<b>9%</b>	<b>8%</b>	<b>2%</b>	<b>89%</b>	<b>91%</b>	<b>98%</b>
Rest of Balochistan	7%	3%	1%	7%	9%	5%	2%	4%	2%	23%	13%	16%	62%	71%	76%
North Balochistan	0%	4%	0%	3%	6%	3%	3%	2%	0%	10%	10%	13%	83%	78%	85%
Quetta Block	1%	0%	3%	1%	1%	1%	4%	0%	0%	10%	7%	4%	83%	92%	92%
<b>BALUCHISTAN</b>	<b>2%</b>	<b>2%</b>	<b>1%</b>	<b>3%</b>	<b>4%</b>	<b>3%</b>	<b>3%</b>	<b>3%</b>	<b>1%</b>	<b>13%</b>	<b>10%</b>	<b>10%</b>	<b>80%</b>	<b>82%</b>	<b>86%</b>
<b>PAKISTAN</b>	<b>0%</b>	<b>0%</b>	<b>0%</b>	<b>1%</b>	<b>1%</b>	<b>0%</b>	<b>1%</b>	<b>1%</b>	<b>1%</b>	<b>4%</b>	<b>4%</b>	<b>3%</b>	<b>95%</b>	<b>95%</b>	<b>96%</b>

\* Afp.rec Data as of 04-02-2019

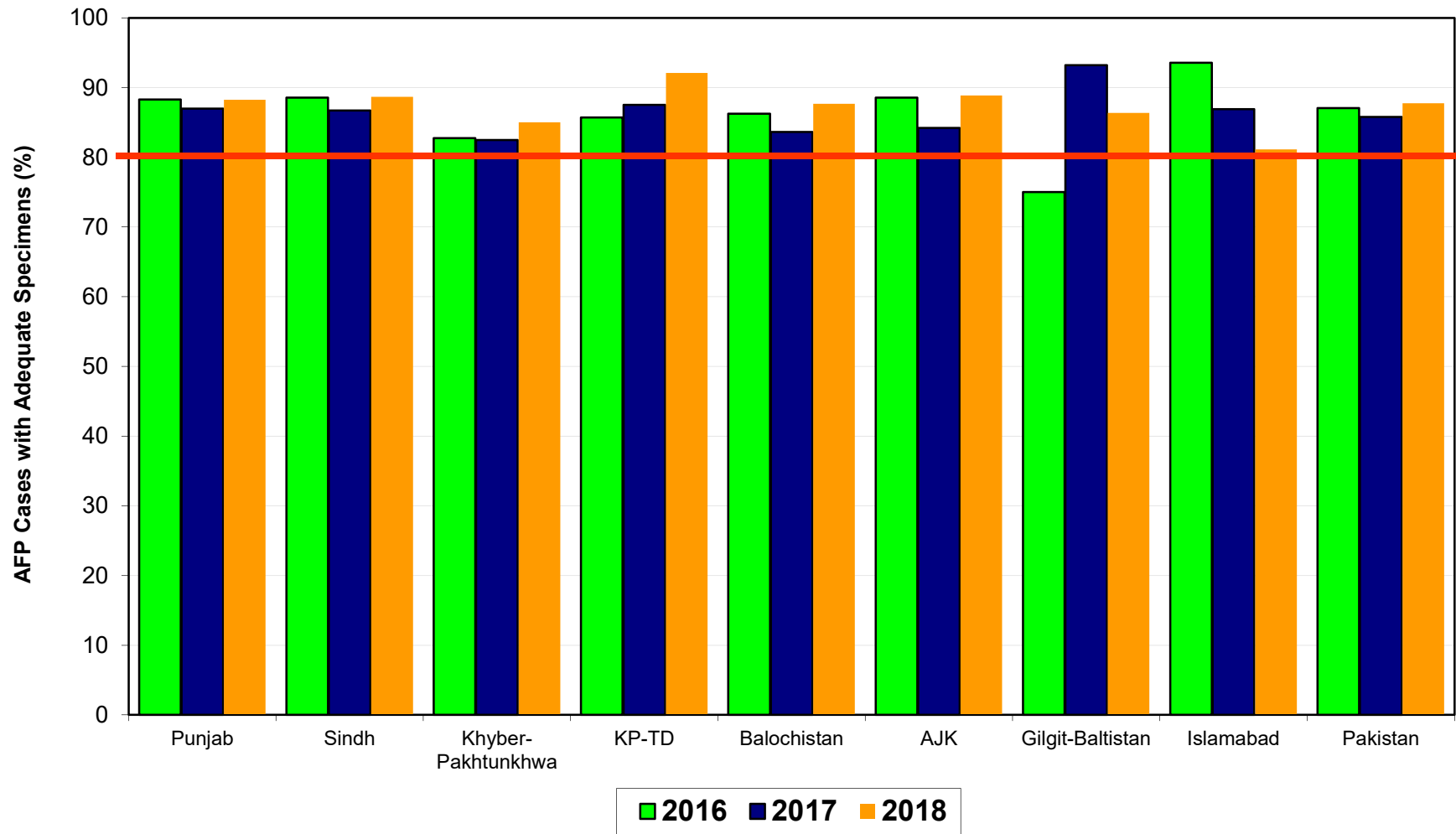
# Non Polio AFP Rate By Province/Regions, 2016-2018\*



Minimum Target Non-Polio AFP Rate is 6/100000 < 15 years of the age

\* Afp.rec Data as of 04-02-2019

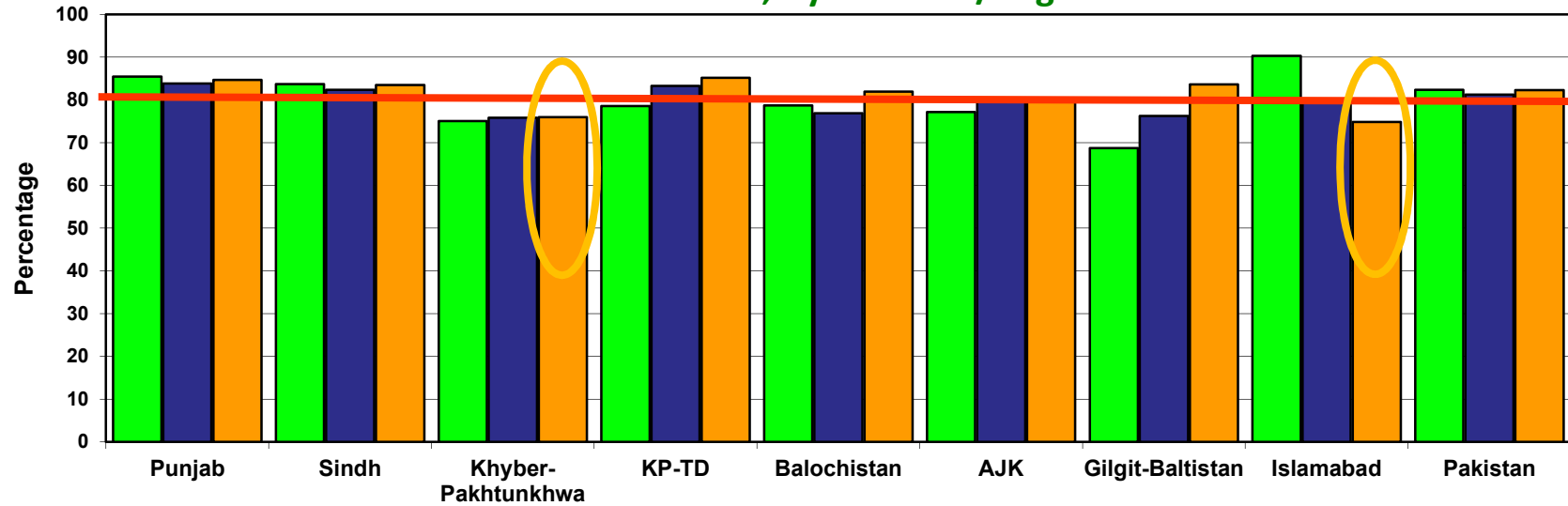
# Percent AFP Cases with Adequate Specimens By Province/Regions, 2016-2018\*



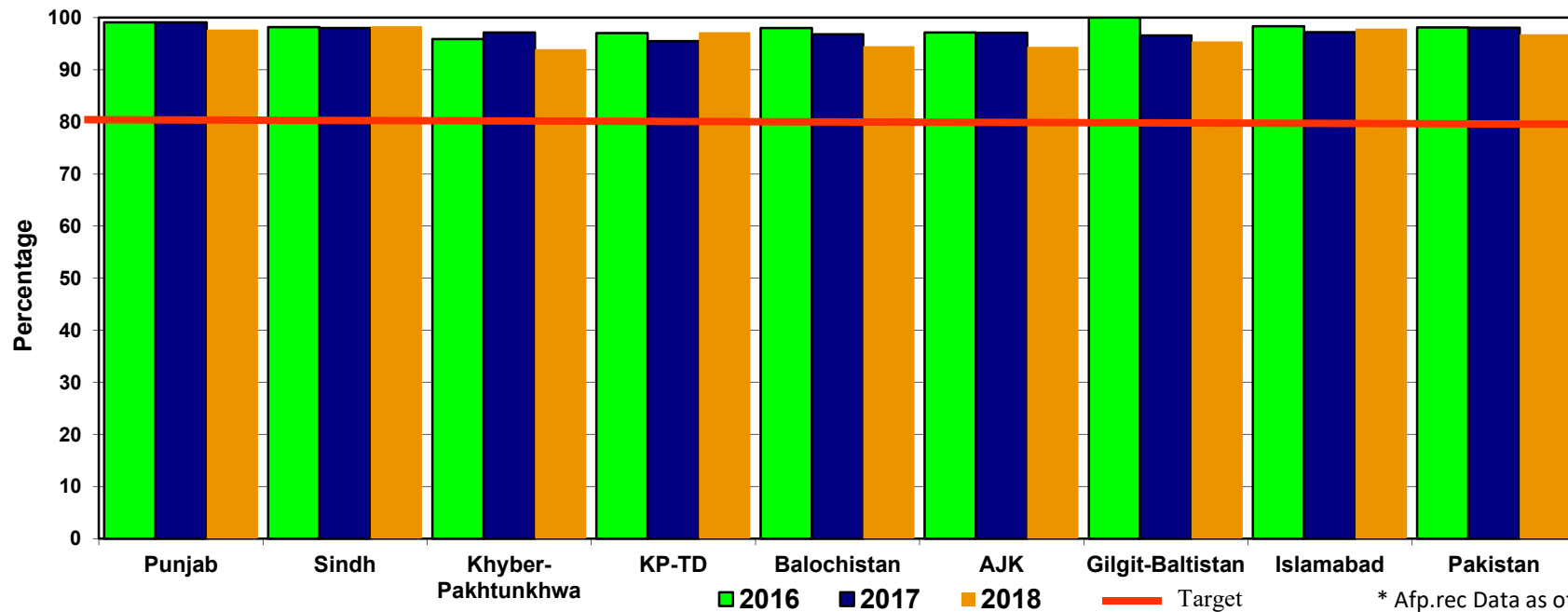
\* Afp.rec Data as of 04-02-2019

— Target Adequate Sample cases = 80%

**Graph 5: Percent AFP Cases Notified within 07 days of paralysis onset  
2016 - 2018\*; By Province/Regions**

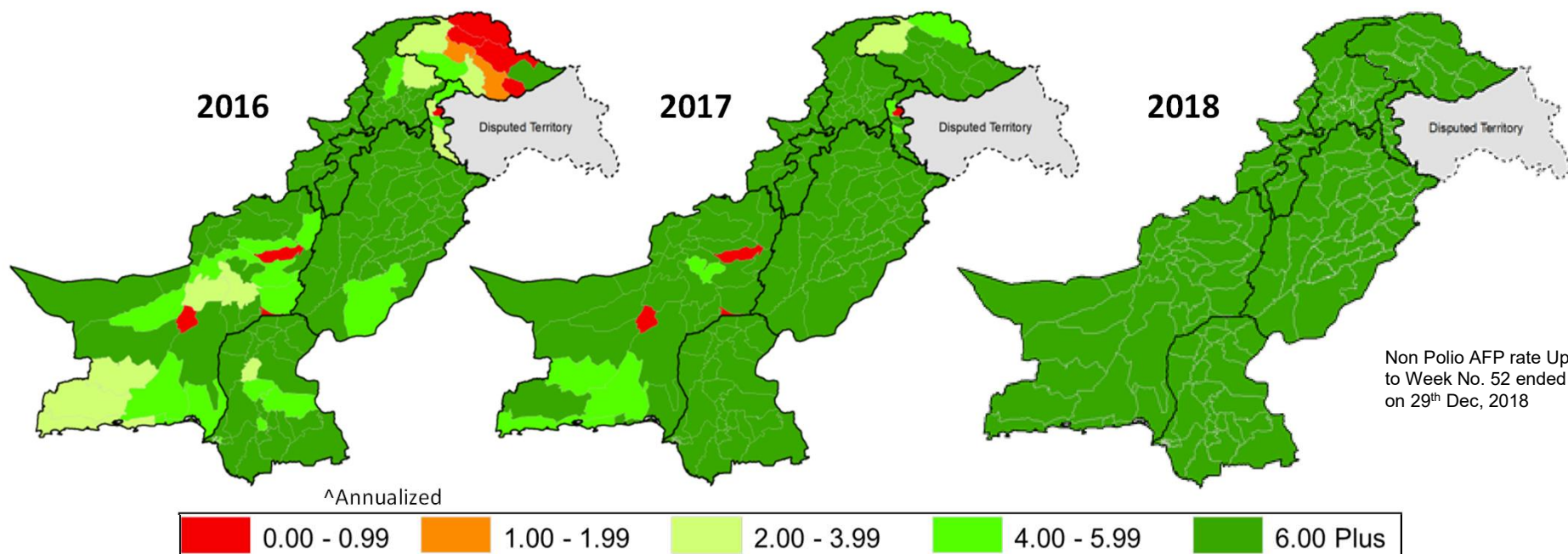


**Graph 6: Percent AFP Cases Investigated within 48 hours of notification  
2016 ~ 2018\*; By Province/Regions**

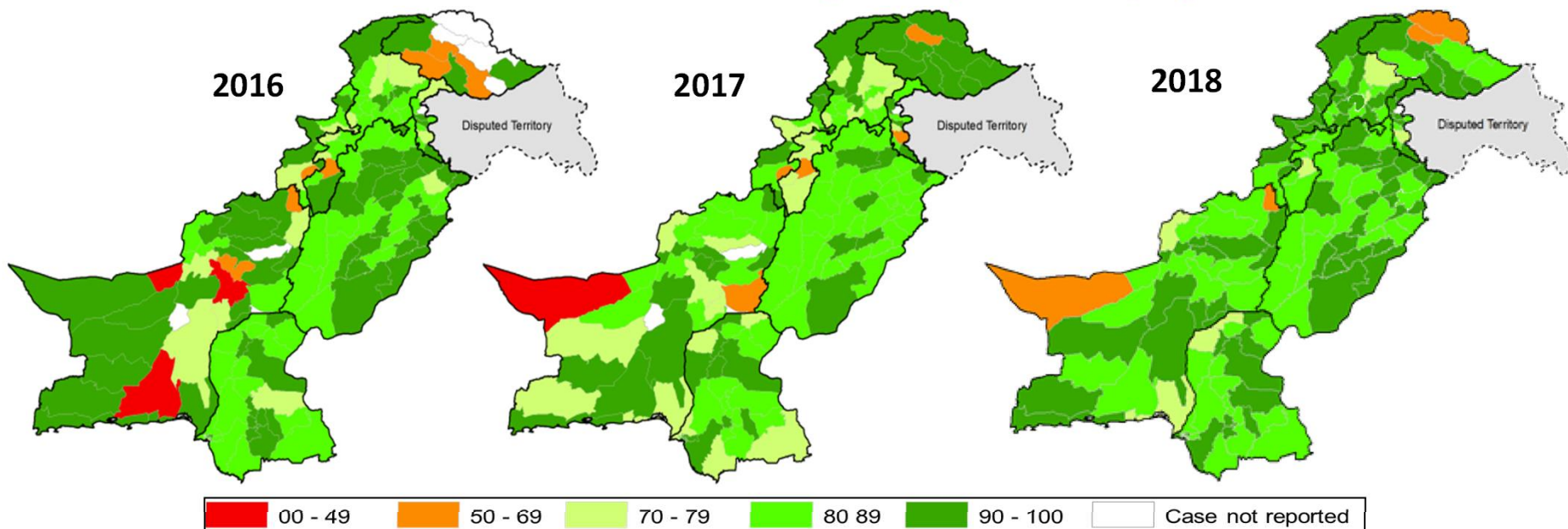


\* Afp.rec Data as of 04-02-2019

## Non-Polio ^ AFP Rate by District



## Percent AFP Cases with Adequate Specimens, by District



**Table 7.4: AFP CASES PENDING FOR CLASSIFICATION  
WITH DATE OF ONSET MORE THAN 90 DAYS\* 2018 Page (1/3)**

S. No	DISTRICT	TEHSIL	EPID	SEX	AGE	DONSET	DOSE€	DSTOOL1	DSTOOL2	LAB	FEVER	ASVM	PROG	FUP	PEND (DAYS)
1	DIKHAN	DIKHAN	KP/60/18/080	M	15	18-10-18	7+	12-11-18	15-11-18	NVI	UK	UK	UK		105
2	HARIPUR	HARIPUR	KP/12/18/800	F	84	17-07-18	7+	10-08-18	11-08-18	NVI	UK	UK	UK		198
3	MANSEHRA	MANSEHRA	KP/14/18/058	M	42	05-10-18	7+	29-10-18	01-11-18	NVI	UK	UK	UK		118
4	MANSEHRA	MANSEHRA	KP/14/18/061	M	18	24-10-18	7+	13-11-18	14-11-18	NVI	UK	UK	UK		99
5	MANSEHRA	MANSEHRA	KP/14/18/062	M	900	01-11-18	7+	LATE NOTIFIED			UK	UK	UK		91
6	SHANGLA	SHANGLA	KP/26/18/064	M	84	29-10-18	7+	15-11-18	17-11-18	NVI	UK	UK	UK		94
7	SWAT	SWAT	KP/24/18/135	M	56	23-10-18	7+	13-11-18	14-11-18	NVI	UK	UK	UK		100
8	WAZIR-S	WAZIR-S	TD/65/18/046	M	3	05-09-18	7+	05-10-18	07-10-18	NVI	UK	UK	UK		148
9	BAHAWALPUR	BWP SADAR	PB/71/18/110	M	96	18-10-18	7+	DIED BEFORE STOOL			Y	N	Y	DIED	105
10	BAHWLNAGAR	MINCHANABA	PB/73/18/118	F	48	22-10-18	7+	12-11-18	14-11-18	NVI	Y	N	Y	Y	101
11	DGKHAN	DG KHAN	PB/81/18/276	M	23	19-10-18	7+	26-11-18	28-11-18	EV	Y	Y	Y	Y	104
12	HAFIZABAD	PINDI BHATTIAN	PB/22/18/069	M	51	29-10-18	7+	14-11-18	15-11-18	NVI	Y	Y	Y	Y	94
13	JHANG	SHORKOT	PB/53/18/069	M	18	31-08-18	7+	DIED BEFORE STOOL			Y	N	Y	DIED	153
14	JHANG	AP SAYAL	PB/53/18/091	F	84	25-09-18	7+	DIED BEFORE STOOL			Y	N	Y	DIED	128
15	JHANG	JHANG	PB/53/18/109	M	25	30-09-18	7+	LATE NOTIFIED			Y	Y	Y	Y	123
16	KASUR	KOT RADHA KISHAN	PB/32/18/104	F	6	27-10-18	5	DIED BEFORE STOOL			Y	N	Y	DIED	96
17	MIANWALI	EISAKHAIL	PB/43/18/068	F	14	05-10-18	7+	25-10-18	26-10-18	NVI	Y	Y	Y	Y	118
18	MIANWALI	MAINWALI	PB/43/18/085	F	18	10-09-18	7+	LATE NOTIFIED			Y	Y	Y	Y	143
19	MUZFARGARH	MUZAFFARGARH	PB/83/18/241	M	30	01-08-18	7+	LATE NOTIFIED			Y	N	Y	Y	183
20	MUZFARGARH	KOT ADU	PB/83/18/267	M	24	31-10-18	7+	30-11-18	02-12-18	NVI	N	N	Y		92
21	MUZFARGARH	MUZAFFARGARH	PB/83/18/290	M	58	15-10-18	7+	LATE NOTIFIED			N	N	Y		108
22	MUZFARGARH	MUZAFFARGARH	PB/83/18/287	F	36	20-10-18	7+	LATE NOTIFIED			Y	Y	Y	Y	103
23	MUZFARGARH	JATOI	PB/83/18/286	F	108	15-10-18	7+	LATE NOTIFIED			N	Y	Y	Y	108
24	OKARA	DEPALPUR	PB/34/18/161	M	120	20-09-18	7+	LATE NOTIFIED			Y	N	Y		133
25	RAJANPUR	JAM PUR	PB/82/18/137	M	24	30-10-18	7+	LATE NOTIFIED			Y	Y	Y		93
26	RAWALPINDI	MURREE	PB/11/18/232	M	10	26-10-18	7+	10-11-18	12-11-18	EV	N	Y	Y	Y	97
27	SARGODHA	BHULWAL	PB/41/18/127	M	31	20-10-18	7+	23-11-18	24-11-18	NVI	Y	Y	Y	Y	103
28	SARGODHA	SILANWALI	PB/41/18/133	M	36	30-08-18	7+	LATE NOTIFIED			Y	Y	Y	Y	154
29	SHEIKHUPURA	SHEIKHUPURA	PB/33/18/090	M	288	23-07-18	7+	17-08-18	18-08-18	NVI	Y	Y	Y	Y	192
30	SHEIKHUPURA	SHARAQPUR	PB/33/18/095	M	228	01-08-18	7+	29-08-18	31-08-18	NVI	Y	Y	Y	Y	183
31	SHEIKHUPURA	SHEIKHUPURA	PB/33/18/142	M	2	16-10-18	2	LATE NOTIFIED			N	N	Y	Y	107
32	VEHARI	MAILSI	PB/63/18/089	M	38	04-10-18	7+	24-10-18	25-10-18	NVI	Y	N	Y		119
33	HYDERABAD	LATIFABAD	SD/21/18/082	M	36	11-10-18	7+	18-11-18	16-11-18	VACC	Y	Y	Y	Y	112
34	JACOBABAD	JACOBABAD	SD/53/18/070	F	12	10-09-18	7+	LATE NOTIFIED			Y	Y	Y	Y	143
35	JACOBABAD	THULL	SD/53/18/078	M	72	27-10-18	7+	13-12-18	15-12-18	VACC	Y	N	Y	Y	96
36	JAMSHORO	SEHWAN	SD/25/18/053	M	168	27-08-18	7+	16-09-18	17-09-18	NVI	N	Y	Y	Y	157
37	KAMBAR	WARAH	SD/55/18/061	F	36	30-05-18	7+	LATE NOTIFIED			N	Y	Y	Y	246
38	KAMBAR	QUBO SAEED KHAN	SD/55/18/074	F	12	29-07-18	7+	DIED BEFORE STOOL			Y	N	Y	DIED	186
39	KAMBAR	SIJAWAL	SD/55/18/119	M	72	16-10-18	7+	17-11-18	19-11-18	NVI	Y	Y	Y	Y	107
40	KAMBAR	SHAHDADKOT	SD/55/18/085	F	48	07-06-18	7+	LATE NOTIFIED			Y	N	Y	Y	238
41	KHAIRPUR	KINGRI	SD/43/18/089	F	18	10-09-18	7+	29-09-18	30-09-18	EV	Y	Y	Y	Y	143
42	KHAIRPUR	SOBHO DERO	SD/43/18/123	M	36	27-09-18	7+	LATE NOTIFIED			N	Y	Y	Y	126

\* Afp.rec Data as of 04-02-2019

€ Based on recall of parents

60 days Follow-up not done

FUP = Residual Weakness at 60 days follow up.



**Table 7.4: AFP CASES PENDING FOR CLASSIFICATION  
WITH DATE OF ONSET MORE THAN 90 DAYS\* 2018 Page (2/3)**

S. No	DISTRICT	TEHSIL	EPID	SEX	AGE	DONSET	DOSE€	DSTOOL1	DSTOOL2	LAB	FEVER	ASVM	PROG	FUP	PEND (DAYS)
43	KHIBALDIA	BALDIA	SD/61/18/020	F	27	20-08-18	7+	12-09-18	13-09-18	EV	Y	N	Y	Y	164
44	KHIKAMARI	KAMARI	SD/67/18/023	M	36	13-10-18	7+	LATE NOTIFIED			Y	N	Y	Y	110
45	KHILANDHI	LANDHI	SD/69/18/052	M	16	29-09-18	7+	17-11-18	19-11-18	EV	N	Y	Y	Y	124
46	KHINNAZIM	NNAZIM	SD/74/18/020	F	32	15-08-18	7+	29-08-18	31-08-18	NVI	Y	Y	Y	Y	169
47	LARKANA	DOKRI	SD/51/18/089	F	32	18-07-18	7+	LATE NOTIFIED			Y	Y	Y	Y	197
48	MATIARI	MATIARI	SD/28/18/040	M	72	16-08-18	7+	01-09-18		NVI	N	N	Y	DIED	168
49	SHIKARPUR	GARHI YASIN	SD/52/18/067	F	72	29-09-18	7+	20-10-18	21-10-18	NVI	Y	Y	Y	Y	124
50	SHIKARPUR	KHANPUR	SD/52/18/064	M	72	06-10-18	7+	DIED BEFORE STOOL			Y	N	Y	DIED	117
51	SUJAWAL	JATI	SD/79/18/110	M	6	04-09-18	6	08-10-18	10-10-18	EV	Y	Y	Y	Y	149
52	SUJAWAL	SUJAWAL	SD/79/18/113	F	36	01-10-18	7+	DIED BEFORE STOOL			Y	N	N	DIED	122
53	SUKKUR	ROHRI	SD/41/18/060	F	48	15-09-18	7+	18-09-18		NVI	Y	Y	N	DIED	138
54	ABOTABAD	ABBOTTABAD	KP/10/18/074	F	14	01-11-18	7+	17-11-18	18-11-18	NVI	N	Y	UK	DIED	91
55	BANNU	WAZIR	KP/61/18/040	M	144	10-08-18	0	05-09-18	07-09-18	NVI	Y	Y	Y	Y	174
56	BANNU	BANNU	KP/61/18/057	F	72	12-10-18	7+	01-11-18	02-11-18	NVI	Y	Y	Y	Y	111
57	BATAGRAM	ALLAI	KP/11/18/030	F	15	09-09-18	6	19-09-18	24-09-18	NVI	Y	Y	Y	DIED	144
58	BUNER	GAGRA	KP/22/18/043	F	23	01-06-18	7+	LATE NOTIFIED			N	Y	Y	Y	244
59	CHARSADA	SHABQADAR	KP/31/18/120	M	36	03-09-18	7+	06-10-18	08-10-18	EV	Y	Y	Y	Y	150
60	CHARSADA	CHARSADDA	KP/31/18/133	M	24	25-10-18	7+	05-11-18	09-11-18	NVI	Y	N	Y		98
61	CHARSADA	CHARSADDA	KP/31/18/144	F	11	24-10-18	7+	13-11-18	14-11-18	NVI	UK	Y	Y		99
62	CHARSADA	CHARSADDA	KP/31/18/171	M	17	28-10-18	7+	18-12-18	19-12-18	NVI	N	Y	Y		95
63	CHARSADA	CHARSADDA	KP/31/18/179	F	20	07-10-18	7+	LATE NOTIFIED			N	Y	N	Y	116
64	CHARSADA	CHARSADDA	KP/31/18/178	F	44	10-08-18	7+	LATE NOTIFIED			N	Y	Y	Y	174
65	CHITRAL	CHITRAL	KP/21/18/036	F	216	02-09-18	0	12-10-18	13-10-18	NVI	Y	Y	Y	Y	151
66	DIKHAN	DERA ISMAIL KHAN	KP/60/18/049	M	84	14-06-18	3	27-07-18	28-07-18	NVI	N	Y	Y		231
67	DIKHAN	PHARPUR	KP/60/18/057	F	26	17-08-18	7+	LATE NOTIFIED			EV	N	N	Y	167
68	DIKHAN	PHARPUR	KP/60/18/073	M	23	24-09-18	7+	22-10-18	25-10-18	EV	Y	N	Y		129
69	DIKHAN	DRABAN	KP/60/18/075	M	24	20-10-18	0	LATE NOTIFIED			Y	UK	Y		103
70	HARIPUR	HARIPUR	KP/12/18/056	F	132	27-07-18	7+	LATE NOTIFIED			N	Y	Y	Y	188
71	KOHAT	DARRA ADAM KHEL	KP/50/18/044	M	84	23-07-18	7+	08-08-18	10-08-18	NVI	N	Y	Y	Y	192
72	KOHISTAN	DASSU	KP/13/18/006	M	164	25-02-18	7+	21-03-18	22-03-18	NVI	Y	N	N	Y	340
73	KOHISTAN	DASSU	KP/13/18/020	F	24	13-08-18	1	DIED BEFORE STOOL			Y	N	Y	DIED	171
74	LAKKIMRWT	SERAI NAURANG	KP/62/18/019	M	10	20-02-18	7+	25-03-18	26-03-18	EV	Y	Y	Y	Y	345
75	LAKKIMRWT	LAKKI MARWAT	KP/62/18/101	F	37	01-09-18	7+	15-10-18	19-10-18	EV	Y	Y	Y	Y	152
76	MALAKAND	BATKHELA	KP/20/18/043	F	71	03-09-18	7+	DIED BEFORE STOOL			Y	Y	Y	DIED	150
77	MALAKAND	BATKHELA	KP/20/18/056	M	20	16-06-18	7+	LATE NOTIFIED			Y	Y	Y	Y	229
78	MANSEHRA	BALAKOT	KP/14/18/041	F	36	27-07-18	7+	25-08-18	26-08-18	EV	Y	Y	Y		188
79	MANSEHRA	UGGI	KP/14/18/042	F	36	22-08-18	7+	02-09-18	11-09-18	NVI	Y	N	Y	Y	162
80	MARDAN	MARDAN	KP/40/18/189	M	62	13-10-18	7+	30-10-18	31-10-18	NVI	Y	Y	Y	Y	110
81	PESHAWAR	PESHAWAR	KP/30/18/246	M	144	14-10-18	7+	28-10-18	31-10-18	NVI	Y	N	Y		109
82	PESHAWAR	PESHAWAR	KP/30/18/264	F	168	29-10-18	7+	14-11-18	15-11-18	NVI	N	Y	Y	Y	94
83	PESHAWAR	PESHAWAR	KP/30/18/280	F	18	08-10-18	7+	25-11-18	26-11-18	NVI	Y	Y	Y		115
84	SHANGLA	PURAN	KP/26/18/075	M	30	04-10-18	7+	LATE NOTIFIED			Y	N	Y	Y	119

\* Afp.rec Data as of 04-02-2019

€ Based on recall of parents

60 days Follow-up not done

FUP = Residual Weakness at 60 days follow up.

**Table 7.4: AFP CASES PENDING FOR CLASSIFICATION  
WITH DATE OF ONSET MORE THAN 90 DAYS\* 2018 Page (3/3)**

S. No	DISTRICT	TEHSIL	EPID	SEX	AGE	DONSET	DOSE€	DSTOOL1	DSTOOL2	LAB	FEVER	ASVM	PROG	FUP	PEND (DAYS)
85	SWAT	KHWAZA KHELA	KP/24/18/114	F	27	06-09-18	7+	11-10-18	12-10-18	NVI	Y	Y	Y	Y	147
86	SWAT	KABAL	KP/24/18/133	M	2	15-10-18	3	13-11-18	14-11-18	NVI	UK	N	Y	DIED	108
87	TANK	TANK	KP/63/18/033	M	72	25-10-18	7+	24-11-18	25-11-18	NVI	N	Y	Y		98
88	TANK	TANK	KP/63/18/034	M	48	10-09-18	3	LATE NOTIFIED			Y	N	Y		143
89	TORGHAR	JUDBAH	KP/15/18/009	F	26	24-07-18	2	LATE NOTIFIED			Y	N	N	Y	191
90	CHAGHAI	NOKUNDI	BN/13/18/014	M	6	03-10-18	0	29-11-18	30-11-18	NVI	Y	Y	N	Y	120
91	SIBI	SIBI	BN/31/18/009	M	35	25-10-18	4	23-12-18	24-12-18	NVI	UK	Y	Y	Y	98
92	BHIMBER	BARNALA	AJ/60/18/023	F	68	25-08-18	7+	15-09-18	16-09-18	EV	Y	N	Y	DIED	159
93	KOTLI	KHUIRATTA	AJ/30/18/034	M	52	25-10-18	7+	13-11-18	14-11-18	NVI	Y	Y	Y	Y	98
94	GHANCHE	DAGHONI	GB/51/18/008	F	32	23-10-18	7+	27-10-18		NVI	Y	Y	Y	DIED	100
95	SHIGAR	SHIGAR	GB/24/18/009	F	132	23-08-18	7+	03-09-18	08-09-18	VACC	N	N	Y		161
96	CDA	CDA	IB/01/18/056	F	64	01-11-18	7+	01-01-19	02-01-19	NVI	UK	Y	Y		91
97	ICT	ICT	IB/02/18/060	F	84	22-08-18	7+	14-10-18	15-10-18	EV	N	N	Y		162
98	ICT	ICT	IB/02/18/071	M	172	23-10-18	7+	07-11-18	08-11-18	NVI	N	Y	Y		100
99	ICT	ICT	IB/02/18/069	M	18	25-08-18	7+	LATE NOTIFIED			Y	Y	Y		159
100	ICT	ICT	IB/02/18/074	F	66	28-10-18	7+	16-11-18	17-11-18	NVI	Y	Y	Y		95
101	BAJOUR	SALARZAI	TD/33/18/131	M	42	01-11-18	7+	23-11-18	24-11-18	NVI	N	N	Y		91
102	FR BANNU	FR BANNU	FT/69/18/021	M	18	09-05-18	7+	07-07-18	08-07-18	NVI	N	Y	UK		267
103	KURRAM	UPPER KURRAM	FT/52/18/016	M	16	26-05-18	7+	27-06-18	28-06-18	EV	N	N	UK	Y	250
104	WAZIR-S	TIARZA	TD/65/18/034	F	132	10-10-18	7+	25-10-18	26-10-18	NVI	N	Y	Y		113

\* Afp.rec Data as of 04-02-2019

€ Based on recall of parents

60 days Follow-up not done

FUP = Residual Weakness at 60 days follow up.