



**World Health
Organization**

Weekly AFP Surveillance Update Pakistan

Week 05 (*Ended on 3rd February, 2018*)

National Surveillance Cell

World Health Organization Country Office,
Chak Shahzad, Park Road,
Islamabad, Pakistan


Tel: +92-51 9255123 / 9255282 /9255184

AFP Surveillance



<http://www.emro.who.int/pak/information-resources>

AFP Case Profile, 2017*



Total AFP Cases Reported = 10180
^ 504 Inadequate cases not due for FUP
^ 32 cases Pending in the Lab
^ 279 AFP Cases pending for classification by ERC

* Afp.rec Data as of 05-02-2018

Table 1.1: List of Confirmed Polio Cases, Pakistan 2017* (1/1)

S.NO.	PROVINCE/ REGION	DISTRICT	TEHSIL	EPID NO.	SEX	AGE (m)	DATE ONSET OF PARALYSIS	NO. OPV DOSES (based on parents recall)		FEVER	Asymetric Paralysis	Rapid Progression	REFUSAL	WPV TYPE	GENETICS
								Routine	SIA's						Cluster
01	PUNJAB	LODHRAN	DUNYAPUR	PB/64/17/008	M	4	28-Jan-17	2	5	Y	Y	Y	N	NSL1	R4B1C2
02	GBALTISTAN	DIAMIR	THORE HUDUR	GB/31/17/002	M	12	13-Feb-17	0	0	Y	Y	Y	N	NSL1	R4B5C4
03	BALUCHISTAN	KABDULAH	CHAMAN	BN/14/17/024	M	18	11-June-17	0	3	Y	Y	Y	N	NSL1	R4B5C3
04	SINDH	KHGIQBAL	G-IQBAL	SD/65/17/018	M	7	11-Aug-17	3	1	Y	N	Y	N	NSL1	R4B5C4
05	KPAKHTUNKHWA	LAKKIMRWT	LAKKIMRWT	KP/62/17/025	F	24	21-Aug-17	3	7+	Y	Y	Y	N	NSL1	R4B1C1
06	SINDH	KHIGADAP	GADAP	SD/63/17/051	M	5	09-Nov-17	0	3	Y	Y	Y	Y	NSL1	R4B5C4
07	BALUCHISTAN	ZHOB	ZHOB	BN/21/17/019	M	24	15-Nov-17	0	0	N	Y	N	Y	NSL1	R4B5C4
08	BALUCHISTAN	KABDULAH	GULISTAN	BN/14/17/045	M	12	13-Nov-17	0	0	Y	Y	Y	Y	NSL1	R4B5C4

Table 3: Urgent/ITD Pending Cases (1/1)

Basic information										OPV doses			Urgent		Prov	Lab update			Remarks		
S.#	District	Tier	Tehsil	Union council	Epid number	Date of Onset	Age (M)	Sex	Date of 1st stool	Stool Adeq	RI	S1As	Last 6 S1As	Last dose	Field	NSC	Diagnosis	Lab No.	Days Inoc	Culture update	Remarks
Isolates pending for ITSD																					
1	FT/64/18/014		MIR AU	MIR AU-6	FT/64/18/014	19-Jan-18	48	F	24-Jan-18	Y	1	7	6	17-Jan-18	N	N	BOLA ON LEFT ELBOW	630	6	L20B+	
2	MALAKAND	4	BATKHELA	THANA KHAAS	KP/20/18/003	11-Jan-18	39	F	19-Jan-18	Y	3	7	6	17-Jan-18	N	N	MYOSITIS	412	9	L20B+	
3	MALAKAND	4	DARGAI	DARGAI	KP/20/18/005	11-Jan-18	12	M	22-Jan-18	Y	3	7	6	18-Dec-17	N	N	INFECTION NEURITIS	493	8	L20B+	
4	BAHAWALNAGAR		BAHAWALNAGAR	ISLAM PURA	PB/73/18/006	21-Jan-18	24	M	24-Jan-18	Y	3	7+	6	17-Jan-18	N	N	TRAUMATIC NEURITIS	634	5	L20B+	
5	DG KHAN		TRAIBAL	FAZLA KATCH	PB/81/17/007	13-Jan-18	48	F	21-Jan-18	Y	3	7	6	19-Dec-17	#	N	MONOPARESIS	527	7	L20B+	
6	PAKPATTAN		PAKPATTAN	UC-17	PB/66/18/003	09-Jan-18	28	F	16-Jan-18	Y	3	7+	6	16-Jan-18	N	N	MYOSITIS / ARTHRITIS	325	6	SL1 + P3	
7	MULTAN	3	MULTAN URBAN	SHAM SABAD	PB/61/18/007	17-Jan-18	37	M	20-Jan-18	Y	3	7+	6	17-Jan-18	N	N	VIRAL MYOSITIS	489	8	L20B+	
8	FAISALABAD	4	FSD CITY	UC-181	PB/51/18/006	16-Jan-18	3	M	19-Jan-18	Y	0	2	2	15-Jan-18	N	Y	QUADREPLISIA / CBS	444	8	L20B+	
9	KASUR	4	PATTOKI	KAWAIN JHOKE	PB/32/17/108-C1		36	M	21-Jan-18	-	-	-		22-Nov-17	#	-	-	14374	8	L20B+	
10	KASUR	4	PATTOKI	KAWAIN JHOKE	PB/32/17/108-C3		12	F	21-Jan-18	-	-	-		22-Nov-17	#	-	-	14373	8	L20B+	
11	KASUR	4	KASUR	SEHIRA	PB/32/18/001-C1		48	F	21-Jan-18	-	-	-		21-Nov-17	#	-	-	496	8	L20B+	
12	SAHIWAL	4	#	#	PB/65/18/008	14-Jan-18	34	F	19-Jan-18	Y				21-Nov-18	#			470	8	L20B+	
13	SIALKOT	4	SIALKOT	IMAM SAHIB	PB/25/18/009	16-Jan-18	52	M	20-Jan-18	Y	3	7+	6	22-Nov-18	N	N	VIRAL MYOSITIS	452	8	L20B+	
14	KHIMAUER		MAUER	CANTT-8	SD/72/18/001	18-Jan-18	21	F	23-Jan-18	Y	0	4	2	22-Dec-17	N	N	GBS	665	6	L20B+	
15	GHOTKI	2	GHOTKI	HUSSAIN BELU	SD/42/18/007	17-Jan-18	36	F	20-Jan-18	Y	3	7+	6	15-Jan-18	N	N	ENCEPHALITIS	554	7	L20B+	
16	NFEROZ	4	MORO	NEW JATOI	SD/45/18/002	15-Jan-18	19	F	18-Jan-18	Y	3	7	6	19-Dec-17	N	N	GBS	434	8	L20B+	
17	SHIKARPUR	4	SHIKARPUR	LODHAN	SD/52/18/004	18-Jan-18	16	F	20-Jan-18	Y	3	7+	6	16-Jan-18	N	N	UNNOTICED TRAUMA	538	7	L20B+	
Reported urgent (by field / NSC criteria)																					
18	KASUR	4	PATTOKI	KAWAIN JHOKE	PB/32/17/108	26-Dec-17	120	M		N	1	7+	0		N	N	POST DIPHTERIC NEUROPATHY			UP	Index of C-1 and C-3
19	KASUR	4	KASUR	SEHIRA	PB/32/18/001	02-Jan-18	24	M	11-Jan-18		3	7+	6		N	N	CVA	153		UP	Index of C-1

* New addition § New results #Data not available ¥ NSC Criteria = Fever, Rapid Progress, Age < 48 months and OPV Doses < 7 UP = Under process
 Urgent (Field/NSC) / Inadequate specimens / Age 12-35 months / Zero OPV dose OPending for genomic sequencing

Point in time comparison of Polio Cases by Province/Region 2016 - 2017*

Region/ Province	No. of polio cases		No. of infected districts/towns		Most recent polio case
	2016	2017	2016	2017	
Khyber Pakhtunkhwa	08	01	06	01	21-Aug-17
Sindh	08	02	05	02	09-Nov-17
Balochistan	02	03	02	02	15-Nov-17
G-Baltistan	0	01	0	01	13-Feb-17
Punjab	0	01	0	01	28-Jan-17
FATA / FR Areas	02	0	01	0	27-Jul -16
Pakistan	20	08	14	07	15-Nov-17

Fifteen additional district / town declared infected based on environmental samples in 2017

* Afp.rec Data as of 05-02-2018

Table 2: LAB Update 2017*

Month of Onset	AFP Cases	No virus isolated	Cases Under Process		Isolated Viruses from stools						
			Culture	ITD	Vaccine viruses		NPEV		Wild	Results within 14 days	
			n	n	n	n	n	%	n	%	n
January-17	751	595	0	0	56	7	99	13%	1	750	100%
February-17	774	621	0	0	44	6	108	14%	1	773	100%
March-17	831	643	0	0	53	6	135	16%	0	831	100%
April-17	819	585	0	0	47	6	187	23%	0	815	100%
May-17	912	687	0	0	50	5	175	19%	0	900	99%
June-17	672	460	0	0	17	3	194	29%	1	610	91%
July-17	895	575	0	0	23	3	297	33%	0	895	100%
August-17	857	543	0	0	20	2	292	34%	2	855	100%
September-17	850	495	0	0	68	8	287	34%	0	850	100%
October-17	891	607	0	0	58	7	226	25%	0	891	100%
November-17	801	504	0	0	62	8	232	29%	3	798	100%
December-17	898	683	25	1	40	4	150	17%	0	873	97%
Total-2017	9951	6998	25	1	538	5	2382	24%	8	9488	95%
January -18	653	215	414	15	8	1	16	2%	0	239	37%
Total-2018	653	215	414	15	8	1	16	2%	0	0	0%

*Data as of 05-02-2018

Environmental Sampling Results, 2016-18*

DISTRICT	2016					2017					2018					Last
	TOTAL	WILD				TOTAL	WILD				TOTAL	WILD				
		n	GRAB	BMFS	TOTAL		n	GRAB	BMFS	TOTAL		n	GRAB	BMFS	TOTAL	
			n	n	n			%	n	n			n	%	n	
LAHORE	62	2	1	3	5%	63	1		1	2%	4			0	0%	18-Dec-17
MULTAN	36	2		2	6%	36	1		1	3%	1			0	0%	9-Jan-17
DGKHAN	33	1		1	3%	36			0	0%	2			0	0%	12-May-16
RAWALPINDI	25	3	1	4	16%	26	6	2	8	31%	1	1		1	100%	10-Jan-18
FAISALABAD	36	1	1	2	6%	23			0	0%	1			0	0%	2-Jul-16
SARGODHA *	1			0		12			0	0%				0		
BAHAWALPUR *	1			0		12			0	0%				0		
CDA	12			0	0%	12	5		5	42%	1	1		1	100%	10-Jan-18
KHIGIQBAL	25	1	1	2	8%	26	5	1	6	23%	1			0		10-Oct-17
KHIGADAP	36	4		4	11%	36	21		21	58%	3			0	0%	12-Dec-17
KHIBALDIA	23	1		1	4%	12	2		2	17%	1			0	0%	3-Nov-17
KHILANDHI	6	1		1	17%	12	7		7	58%	1	1		1	100%	10-Jan-18
KHIKORANGI *	1			0		12	1		1	8%	1			0		16-Oct-17
KHISITE *	1			0		12	5		5	42%	1	1		1	100%	1-Jan-18
SUKKUR	27	2	1	3	11%	32	1	1	2	6%	1			0	0%	19-Sep-17
HYDERABAD	18	1		1	6%	12			0	0%	1			0		5-Jan-16
JACOBABAD	16		3	3	19%	15	3	1	4	27%	1			0	0%	13-Dec-17
SANGHAR *	1			0		12			0	0%	1			0	0%	
DADU *	1			0		12			0	0%	1			0	0%	
KAMBAR *				0		12	1		1	8%	1			0		15-Aug-17
PESHAWAR	39	9	1	10	26%	27	6	2	8	30%	1	1		1	100%	10-Jan-18
DIKHAN	46	1		1	2%	23			0	0%	2			0	0%	16-Jul-16
BANNU *	1			0		12			0	0%				0		
KOHAT *	1			0		10			0	0%	1	1		1	100%	5-Jan-18
CHARSADA *	1			0		12			0	0%	1			0		
MARDAN *	1			0		12			0	0%				0		
NOWSHERA *				0		12			0	0%				0		
KABDULAH	24	6		6	25%	24	13		13	54%	2	1		1	50%	1-Jan-18
QUETTA	58	14		14	24%	49	11	1	12	24%	2			0	0%	20-Dec-17
PISHIN	8	4		4	50%	12	5		5	42%	1			0	0%	2-Oct-17
KHUZDAR *	1			0		12			0	0%				0		
LORALAI *	1			0		12	3		3	25%				0		17-Nov-17
ZHOB *	1			0		12	1		1	8%				0		18-Dec-17
PAKISTAN	543	53	9	62	11%	654	98	8	106	16%	34	7	0	7	21%	10-Jan-18

* New addition in Env Surveillance Network

New Positive Samples

* Data as of January 05, 2018

WPV and cVDPV Cases by District in 2017

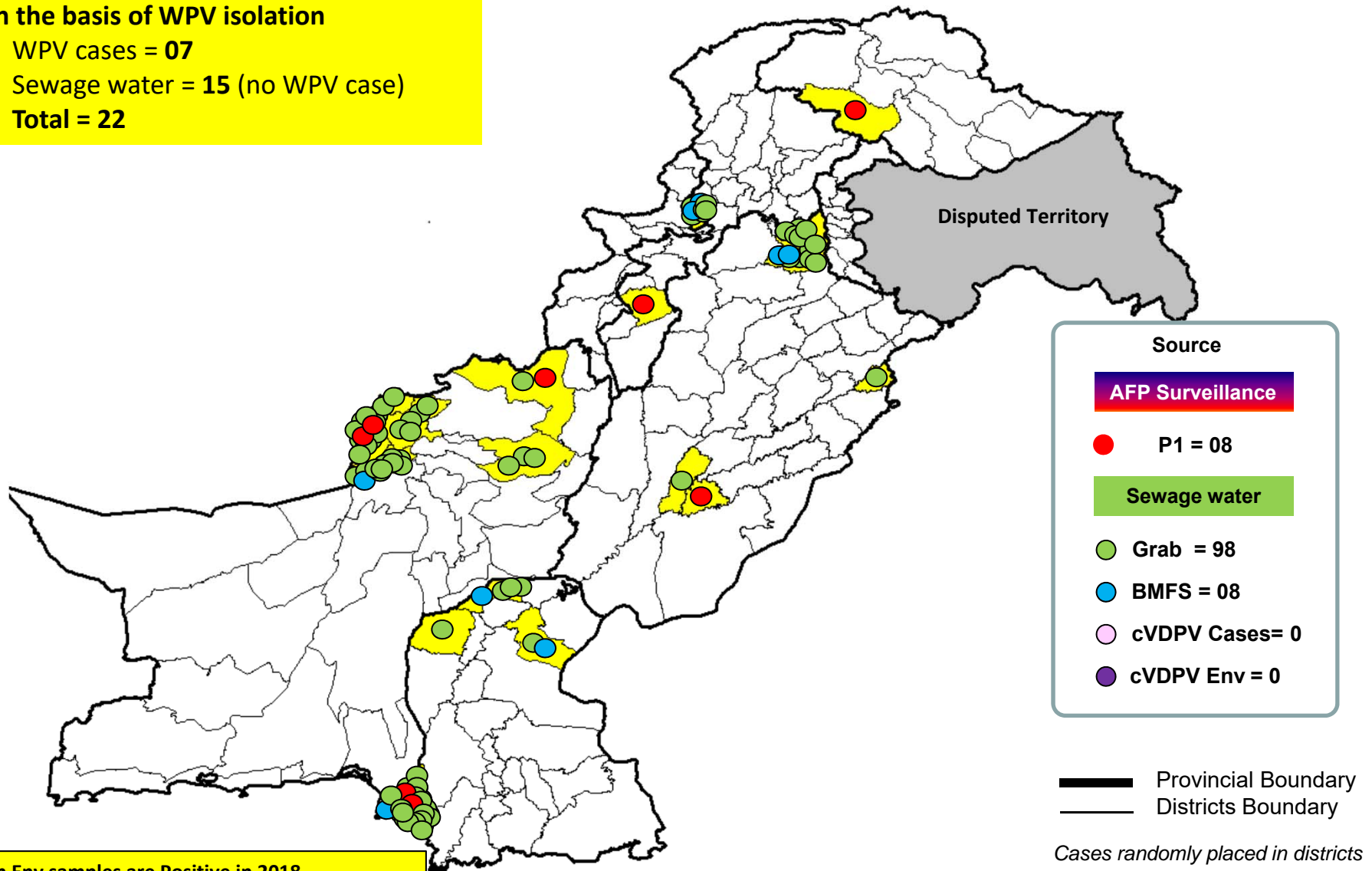
PROVINCE	DISTRICT	WPV Cases		cVDPV Cases	
		Onset of Last Case	Cases	Onset of Last Case	Cases
KPAKHTUNKHWA	LAKKIMRWT	21-Aug	1		
Total		21-Aug	01		
SINDH	KHIGADAP	09-Nov	1		
	KHIGIQBAL	11-Aug	1		
Total		09-Nov	02		
BALOCHISTAN	ZHOB	15-Nov	1		
	KABDULAH	13-Nov	2		
Total		15-Nov	03		
G-Baltistan	DIAMIR	13-Feb	1		
Total		13-Feb	01		
PUNJAB	LODHRAN	28-Jan	1		
Total		28-Jan	01		
PAKISTAN		15-Nov	08		

Map 2: Wild Polio virus isolates and cVDPV, 2017*

Infected districts/Towns/Agencies/Areas

On the basis of WPV isolation

- WPV cases = 07
- Sewage water = 15 (no WPV case)
- Total = 22



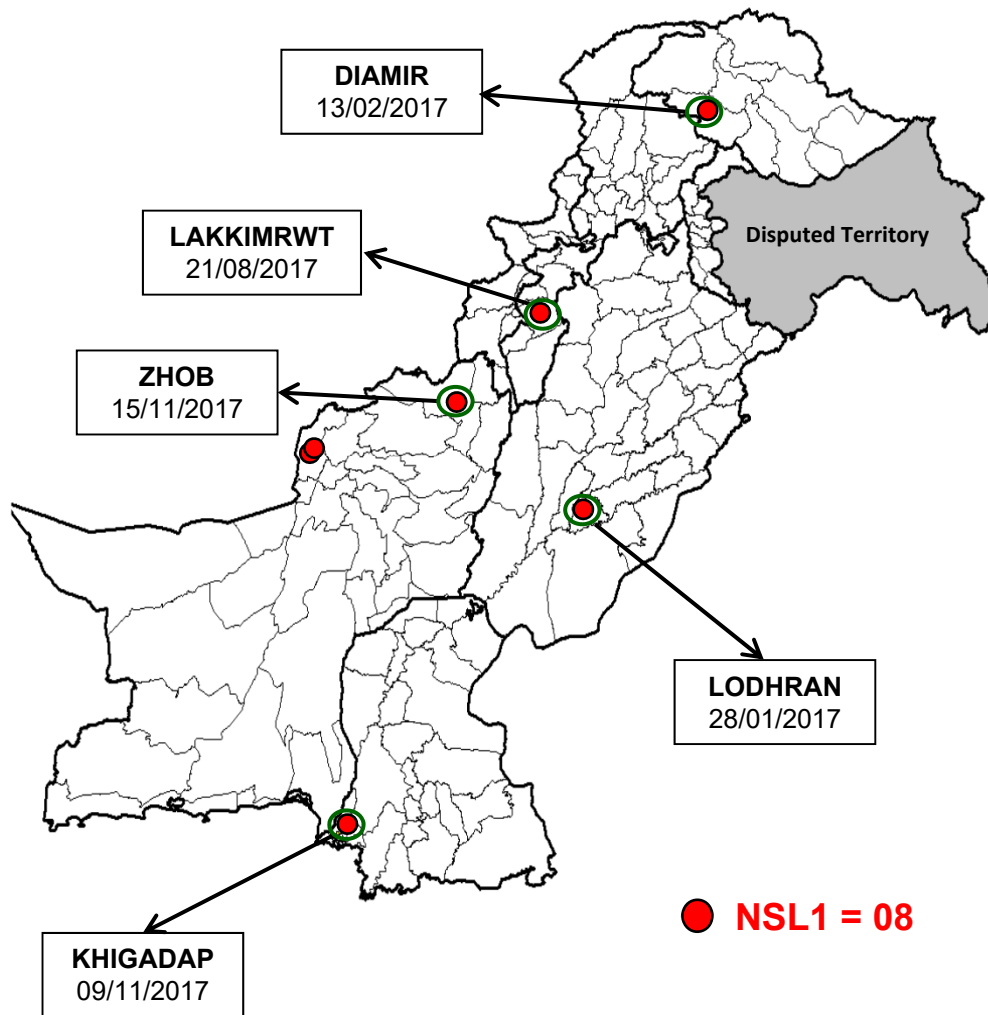
Seven Env samples are Positive in 2018

KHISITE, KHILANDHI, Kabdulah, Kohat, Peshawar, Rawalpindi and Islamabad

* Afp.rec Data as of 05-02-2018

Map1: Distribution of Wild Polio Cases Pakistan 2017*

Districts/Towns with Wild Polio Cases = 08



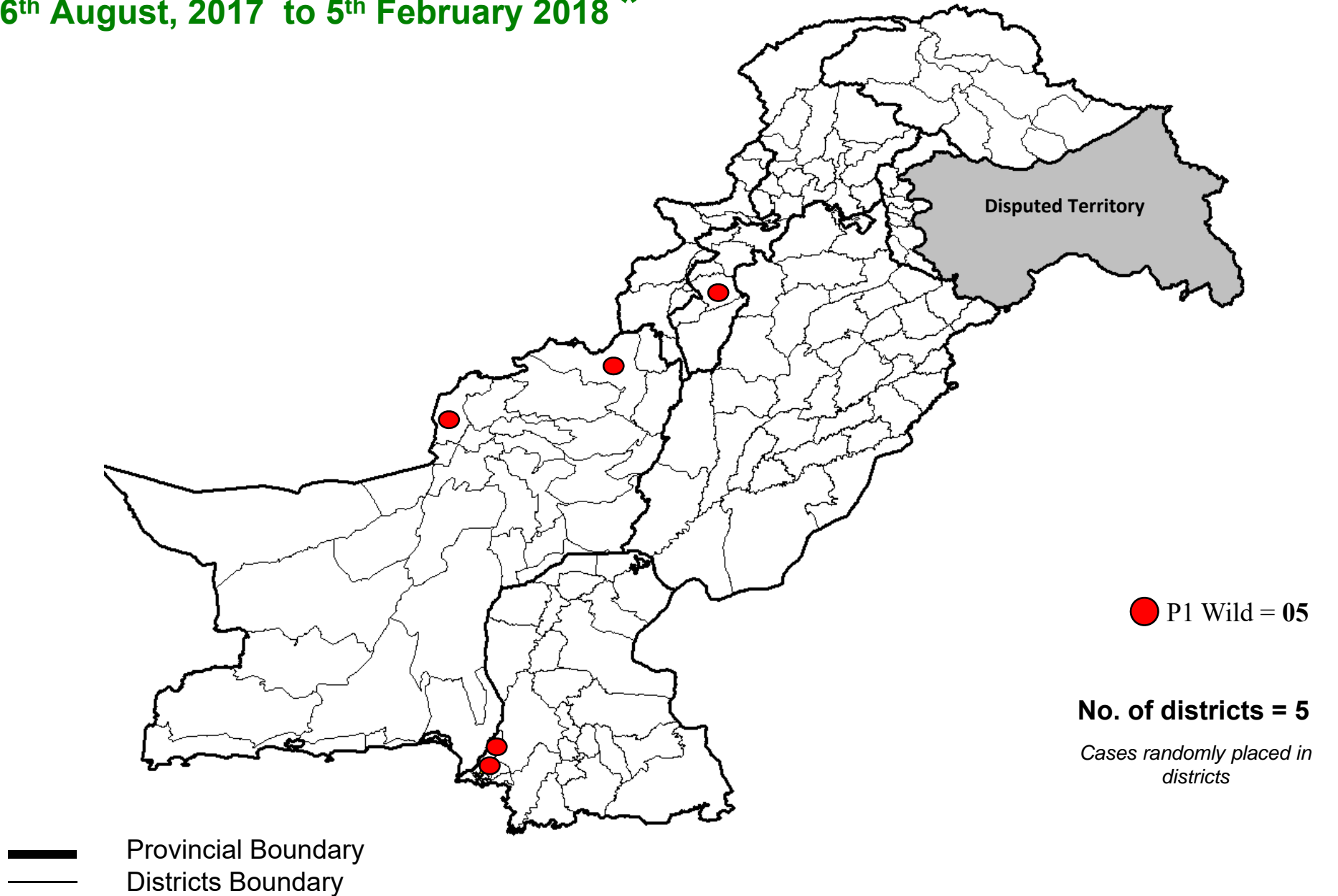
Province/ Country	Date of Last Case		Number of cases 2017	
	P1	P3	P1	P3
FATA	Jul, 2016	Apr, 2012	-	-
KHYBER-PAKHTUNKHWA	Aug, 2017	Oct, 2010	01	-
SINDH	Nov, 2017	Jan, 2010	02	-
BALUCHISTAN	Nov, 2017	Apr, 2010	03	-
PUNJAB	Jan, 2017	Jun, 2010	01	-
AJK	Jun, 2000	Jun, 2000	-	-
GILGIT-BALTISTAN	Feb, 2017	-	01	-
ISLAMABAD	Sep, 2008	Sep, 2008	-	-
PAKISTAN	Nov, 2017	Apr, 2012	08	-

○ District with last polio case in province
 Provincial Boundary
 Districts Boundary
 Cases randomly placed in districts

* Afp.rec Data as of 05-02-2018

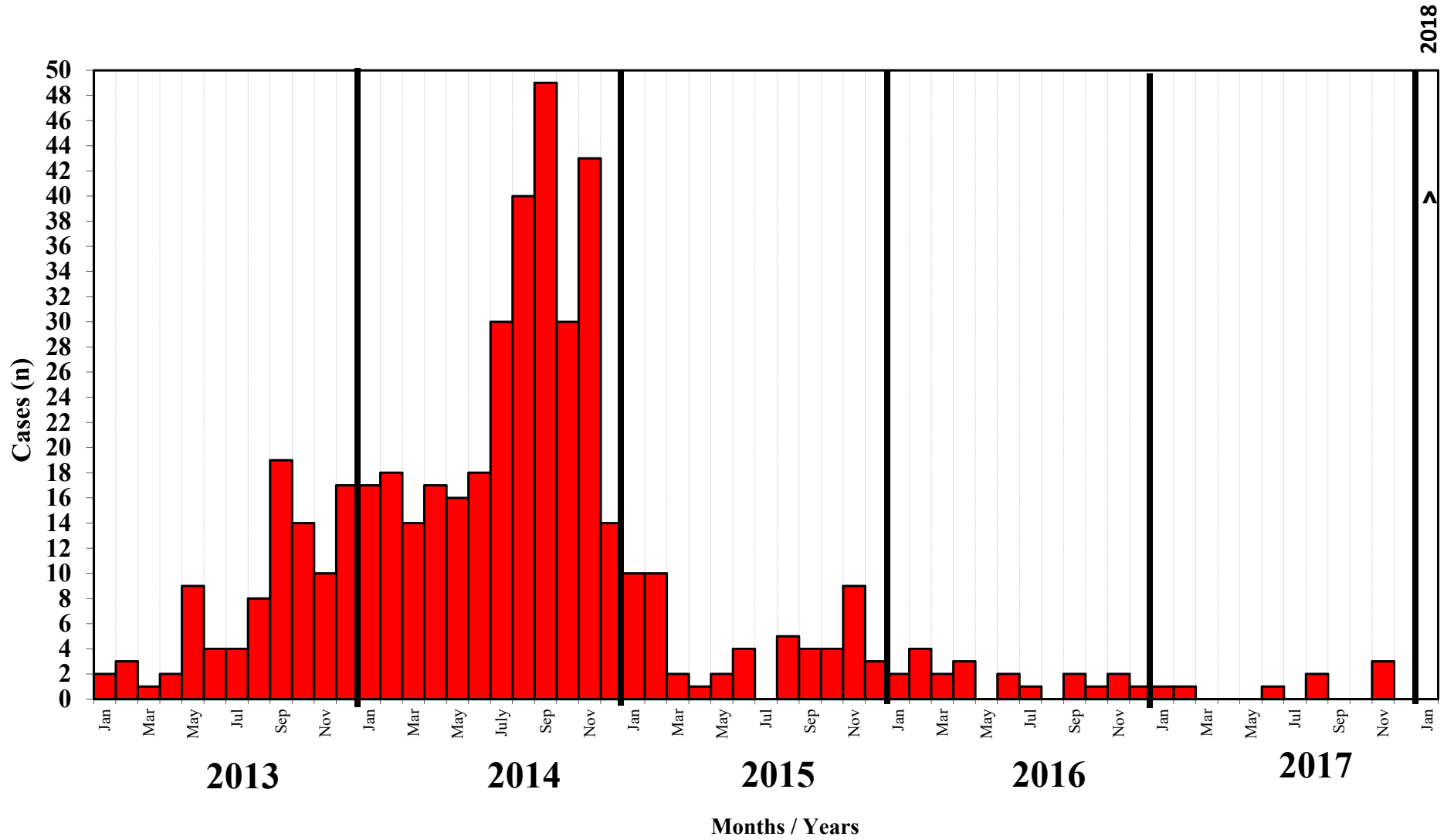
Map 3: Wild Polio cases in the last 6 months

6th August, 2017 to 5th February 2018 *



* Afp.rec Data as of 05-02-2018

Confirmed Polio Cases 2013-2018*

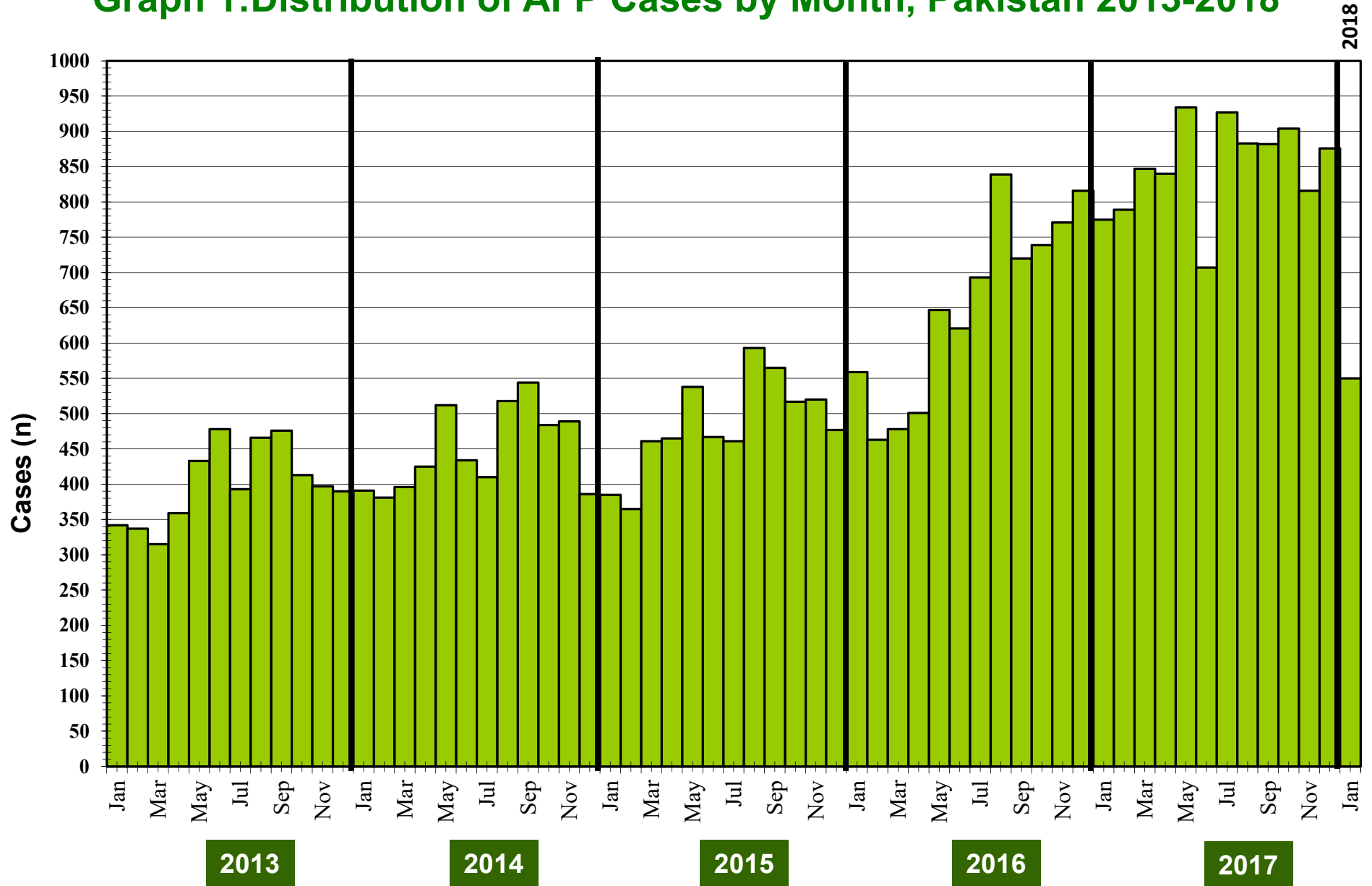


* Afp.rec Data as of 05-02-2018

■ NSL1

^ Data incomplete

Graph 1: Distribution of AFP Cases by Month, Pakistan 2013-2018*



* Afp.rec Data as of 05-02-2018

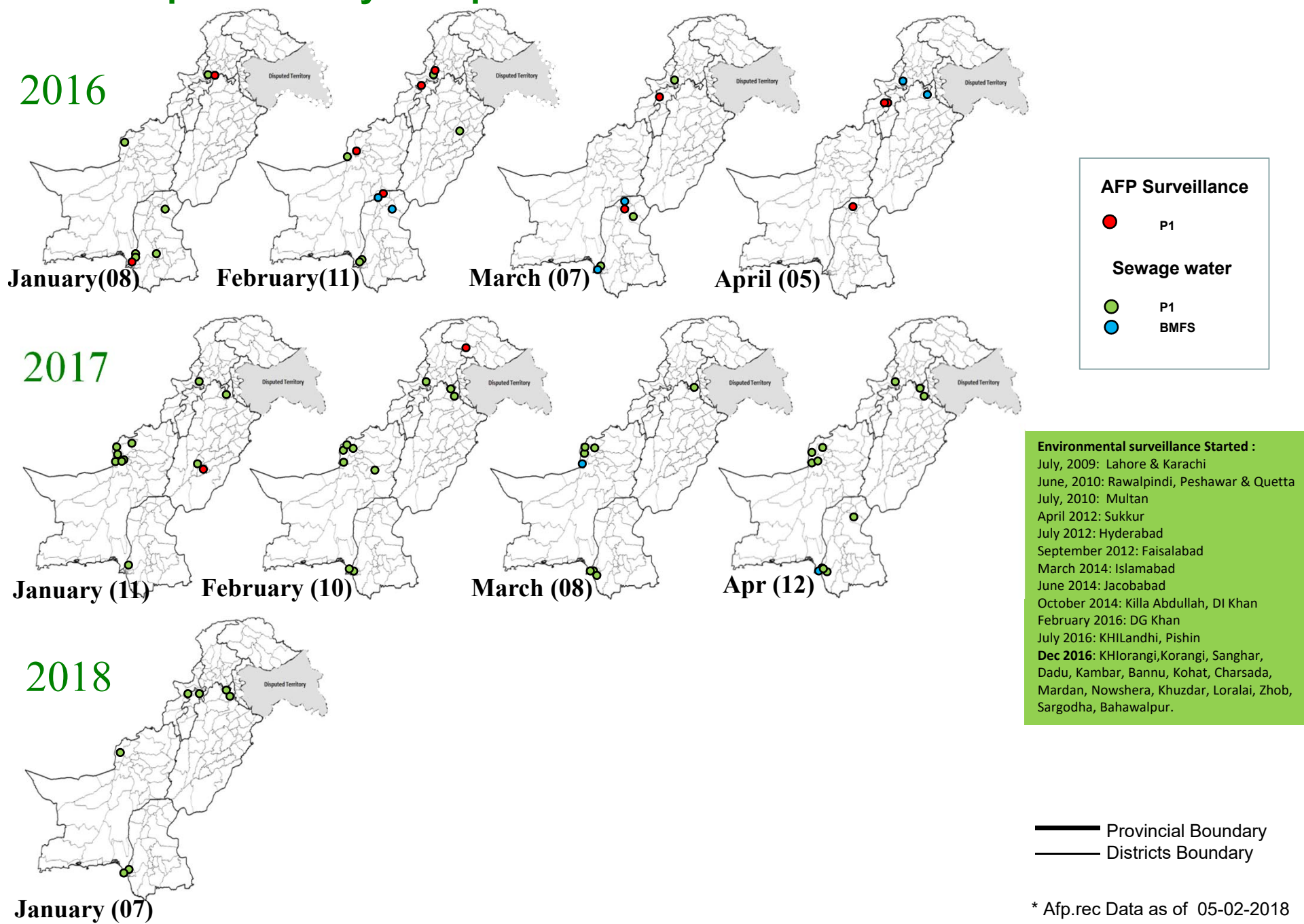
**Table 4: Distribution of AFP Cases By Week of Onset [^]
Pakistan- 2017-2018* [Week number / Ending on]**

PROVINCE	W 43 28 Oct 2017	W 44 04 Nov 2017	W 45 11 Nov 2017	W 46 18 Nov 2017	W 47 25 Nov 2017	W 48 03 Dec 2017	W 49 09 Dec 2017	W 50 16 Dec 2017	W 51 23 Dec 2017	W 52 30 Dec 2017	W 01 06 Jan 2018	W 02 13 Jan 2018	W 03 20 Jan 2018	W 04 27 Jan 2018	W 05 03 Feb 2018
AJK	4	5	4	4	1	5	3	1	2	8	7	3	2		
BALUCHISTAN	12	7	11	10	12	1	14	10	11	5	15	8	13	1	
FATA	9	7	11	15	16	12	11	9	15	6	13	17	21	4	
GBALTISTAN	1			2	1		1	1	3	2		3			
ISLAMABAD	3	3	4		1		1	2	8	3	1	2	1		
KPAKHTUNKHWA	52	55	41	39	45	34	37	62	42	33	40	40	19	1	
PUNJAB	70	55	62	83	74	82	86	119	106	68	83	93	78	19	2
SINDH	50	50	36	59	53	32	32	45	42	26	33	33	23	16	
PAKISTAN	201	182	169	212	203	166	185	249	229	151	192	199	157	41	2

* Afp.rec & Afplab.rec: Data as of 05-02-2018

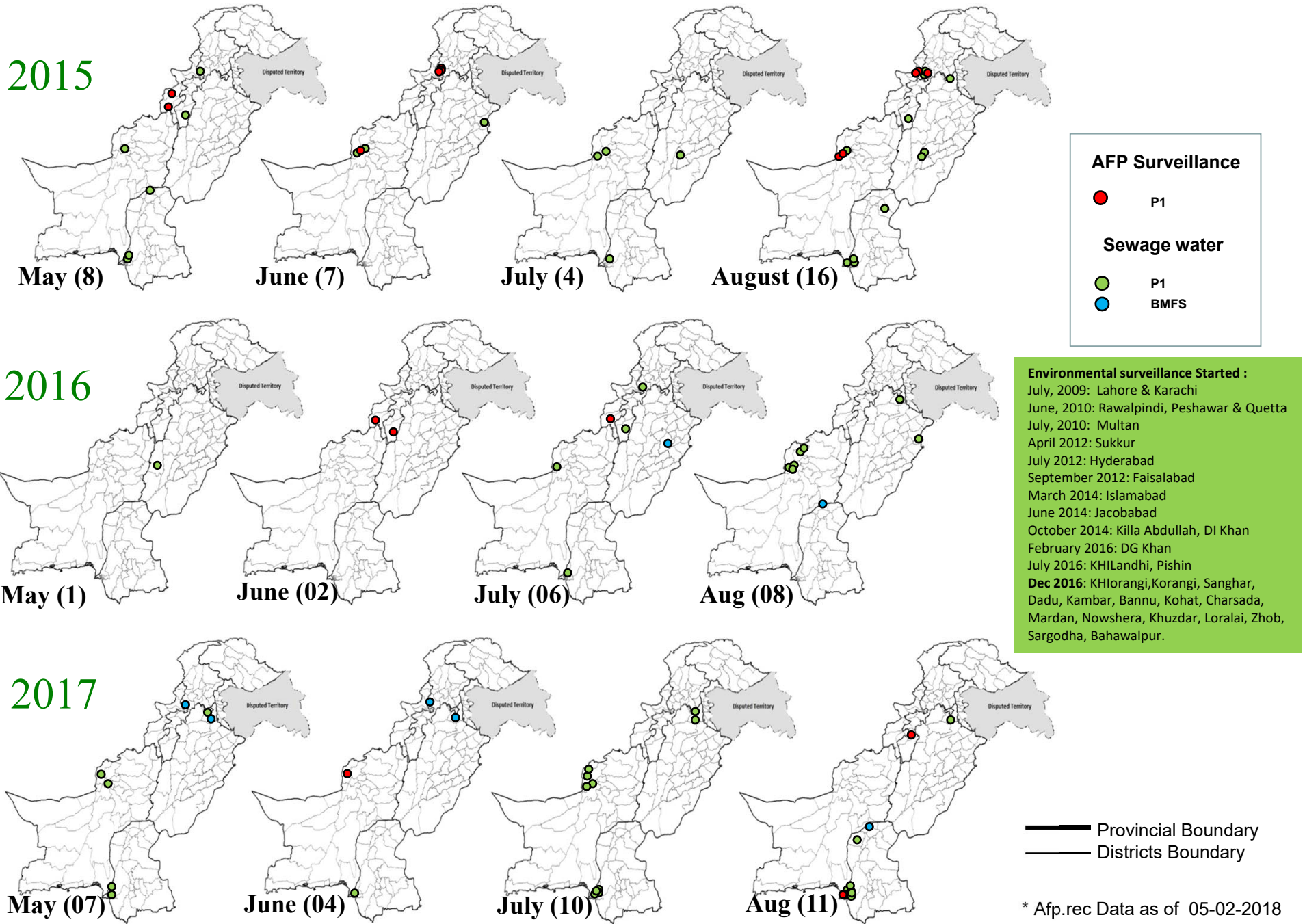
[^] MMWR Epidemiological Weeks

Map 4: Monthly Comparison of Polio Cases/Isolates 2016-2018*



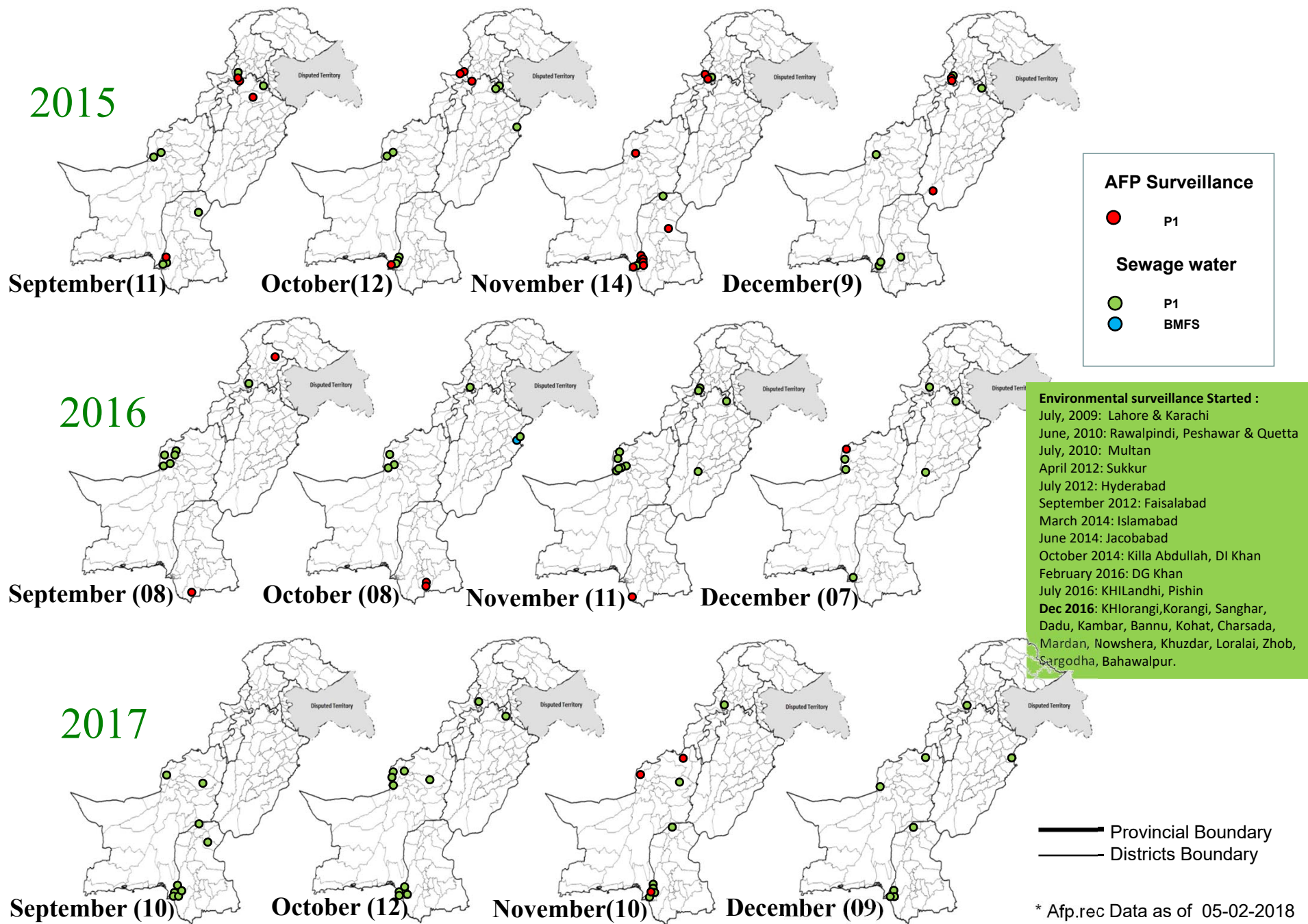
* Afp.rec Data as of 05-02-2018

Map 4.1: Monthly Comparison of Polio Cases/Isolates 2015-2017*



* Afp.rec Data as of 05-02-2018

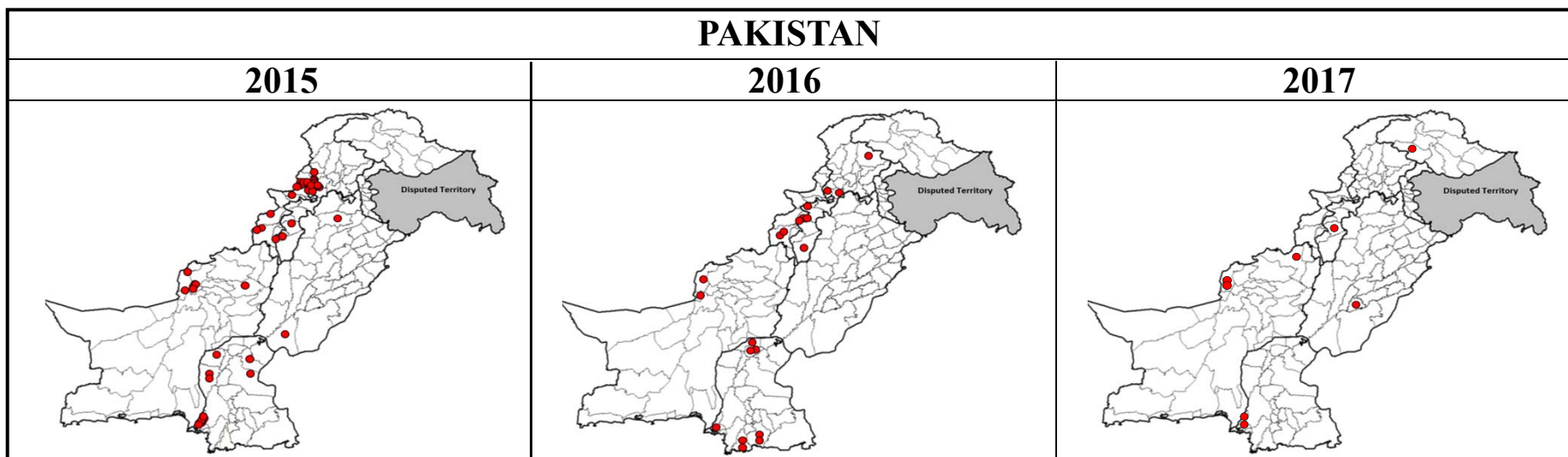
Map 4.2: Monthly Comparison of Polio Cases/Isolates 2015-2017*



* Afp.rec Data as of 05-02-2018

Table 5: Polio Eradication Update, Pakistan 2015-2017*

Province/Region	Polio 1		
	2015	2016	2017
FATA	16	02	-
KP	17	08	01
SINDH	12	08	02
PUNJAB	02	-	01
BALUCHISTAN	07	02	03
AJK	-	-	-
Gilgit-Baltistan	-	-	01
ISLAMABAD	-	-	-
PAKISTAN	54	20	08

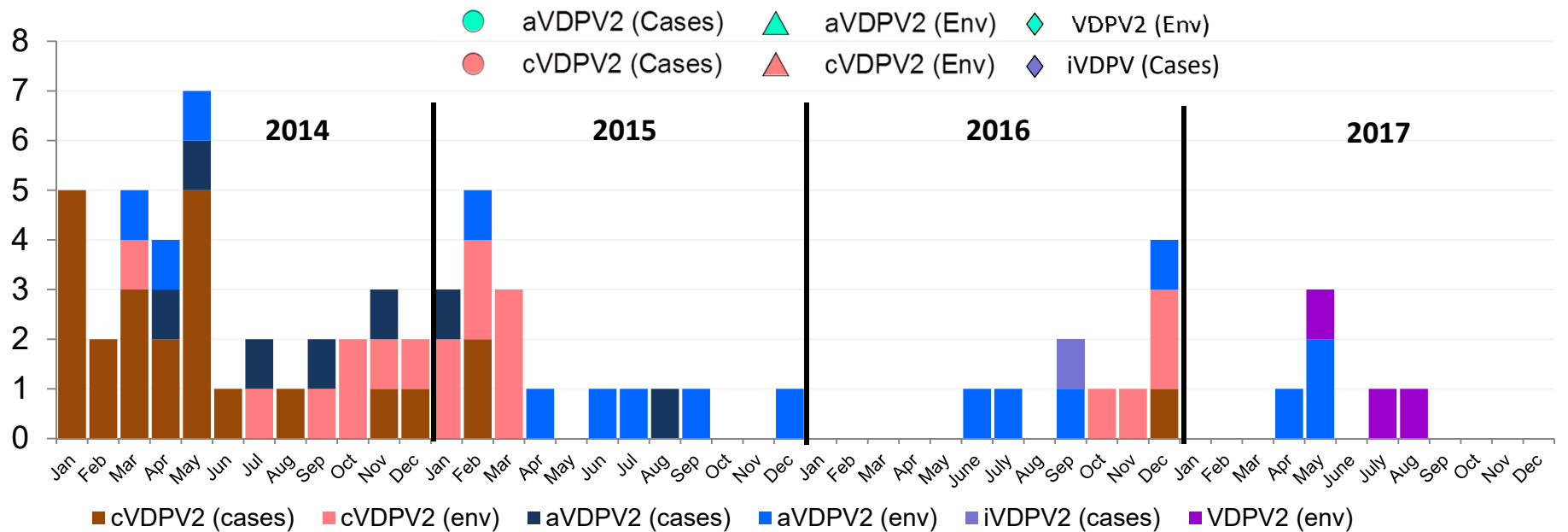
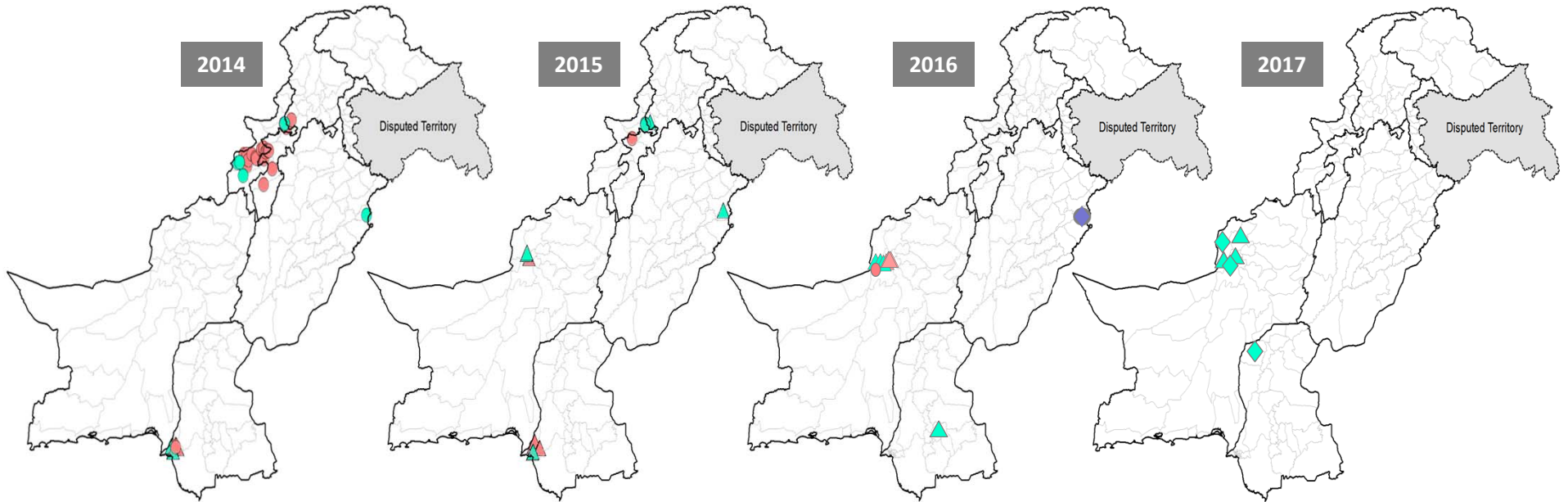


* Afp.rec Data as of 05-02-2018

VDPV2 isolates, 2013 to 2017*

DISTRICT	2013		2014				2015				2016						2017					
	aVDPV-2 cVDPV-2		aVDPV-2 cVDPV-2		aVDPV-2 cVDPV-2		aVDPV-2 cVDPV-2		iVDPV-2 cVDPV-2		VDPV 2		aVDPV-2 iVDPV-2		cVDPV-2 VDPV 2							
	Cases	Env	Cases	Env	Cases	Env	Cases	Env	Cases	Env	Cases	Env	Cases	Env	Cases	Env	Cases	Env	Cases	Env		
JAFARABAD	1																					
MASTUNG	1																					
PISHIN																			1			
QUETTA					2	1			3				1	4					2		1	
KABDULAH																					1	
BALOCHISTAN	2				2	1			3				1	4				3		2		
FR BANNU				8																		
KHYBER			1	2	1	1																
MOHMAND	1																					
WAZIR-N	41		2	7																		
WAZIR-S			1																			
FATA	42		4	17	1	1																
BANNU				1																		
HANGU							1															
LAKKIMRWT				1																		
PESHAWAR				1	1																	
KPAKHTUNKHWA				3	1	1																
LAHORE			1		1					1												
PUNJAB			1		1					1												
KAMBAR																					1	
KHIGADAP	4	2		2	1	7					6											
KHIGIQBAL				1				2														
KHIGULBERG					1																	
HYDERABAD										1												
SINDH	4	2	3	1	7	1	2	6	1												1	
PAKISTAN	48	2	5	3	21	7	2	6	2	7	4	1	1	4				3		3		

VDPV isolates (Cases + ES), 2014 – 2017*



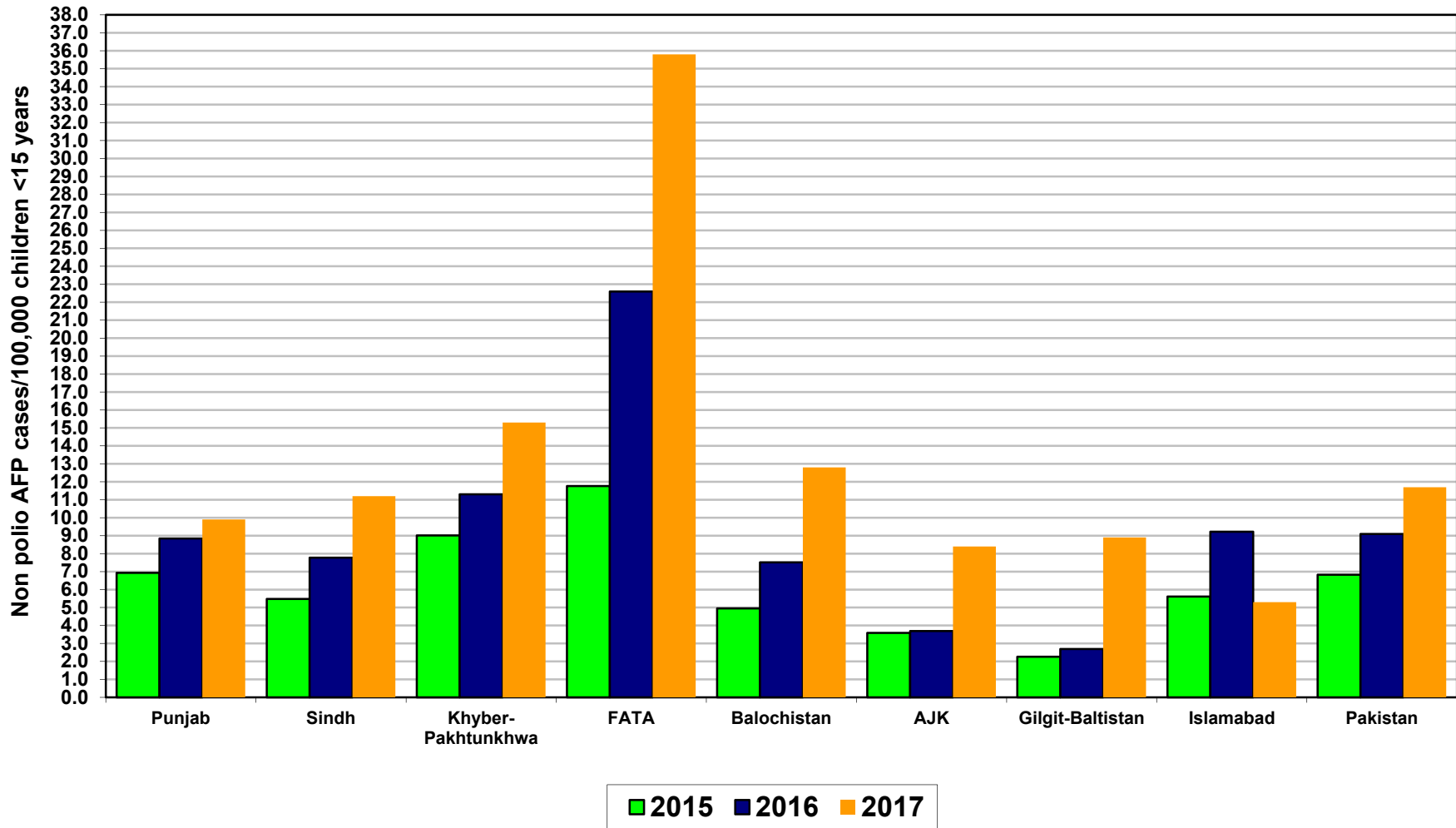
* Afp.rec Data as of 05-02-2018

Table 6: Vaccination status of non polio AFP cases age 6-59 months 2015-2017*

REGION	0 dose			1-2 doses			3 doses			4-6 doses			7+ doses		
	15	16	17	15	16	17	15	16	17	15	16	17	15	16	17
Central Punjab	0%	0%	0%	0%	0%	0%	0%	1%	1%	3%	3%	3%	96%	97%	96%
North Punjab	0%	0%	0%	0%	0%	0%	1%	0%	1%	3%	2%	2%	95%	98%	97%
South Punjab	0%	0%	0%	0%	0%	0%	1%	0%	0%	2%	2%	2%	97%	98%	98%
PUNJAB	0%	0%	0%	0%	0%	0%	0%	0%	1%	3%	2%	2%	96%	97%	97%
Karachi	2%	0%	0%	3%	1%	1%	1%	1%	1%	5%	5%	7%	89%	93%	91%
North Sindh	0%	0%	0%	1%	0%	0%	1%	0%	0%	8%	5%	3%	90%	94%	97%
South Sindh	0%	0%	0%	1%	1%	0%	1%	1%	1%	7%	6%	4%	91%	92%	96%
SINDH	0%	0%	0%	1%	1%	0%	1%	1%	0%	7%	5%	4%	90%	93%	95%
Central Khyber Pakhtunkhwa	1%	0%	0%	1%	0%	0%	1%	0%	0%	3%	1%	1%	94%	99%	98%
North Khyber Pakhtunkhwa	1%	1%	0%	1%	1%	1%	1%	0%	1%	4%	2%	3%	94%	96%	94%
South Khyber Pakhtunkhwa	1%	0%	0%	1%	1%	2%	2%	1%	2%	11%	1%	4%	83%	96%	92%
Khyber Pakhtunkhwa	1%	0%	0%	1%	1%	1%	1%	0%	1%	5%	1%	3%	91%	97%	96%
FATA	3%	0%	0%	3%	2%	0%	4%	1%	1%	7%	10%	8%	84%	88%	91%
Rest of Balochistan	11%	7%	0%	9%	7%	9%	2%	2%	4%	25%	23%	14%	54%	62%	73%
North Balochistan	11%	0%	0%	14%	3%	6%	0%	3%	2%	17%	10%	10%	57%	83%	82%
Quetta Block	3%	1%	0%	15%	1%	2%	9%	4%	3%	12%	10%	8%	61%	83%	87%
BALUCHISTAN	9%	2%	0%	12%	3%	4%	3%	3%	3%	19%	13%	9%	56%	80%	83%
PAKISTAN	1%	0%	0%	1%	1%	1%	1%	1%	1%	5%	4%	4%	92%	95%	95%

* Afp.rec Data as of 05-02-2018

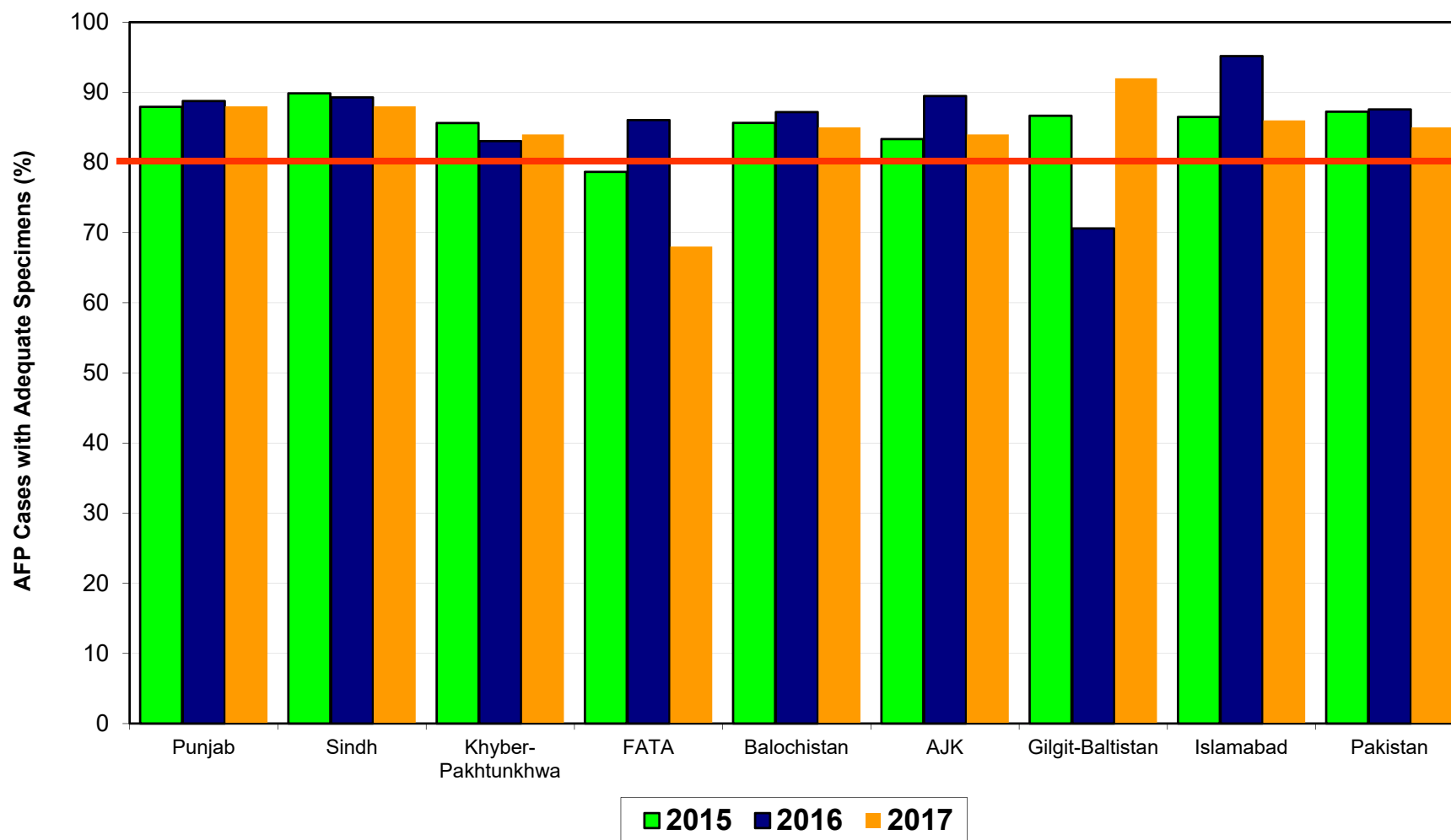
Non Polio AFP Rate By Province/Regions, 2015-2017*



Minimum Target Non-Polio AFP Rate for Tier-1 and Tier-2 districts is 6/100000 < 15 years of the age
 Minimum Target Non-Polio AFP Rate for Tier-3 and Tier-4 districts is 3/100000 < 15 years of the age

* Afp.rec Data as of 05-02-2018

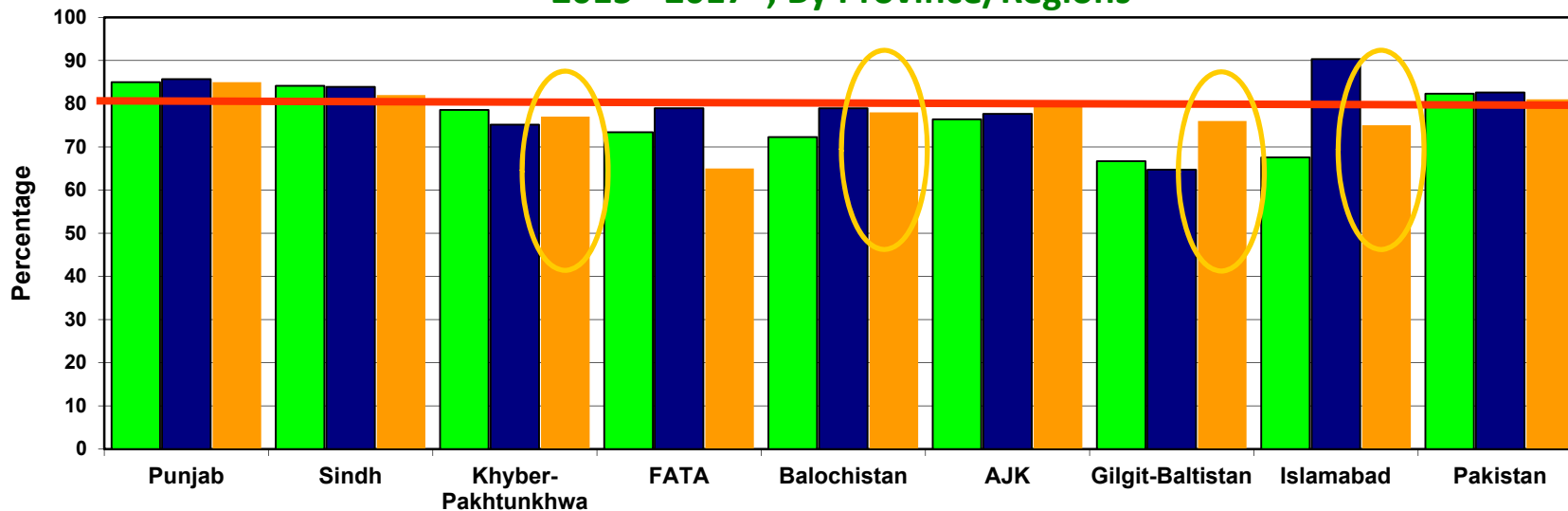
Percent AFP Cases with Adequate Specimens By Province/Regions, 2015-2017*



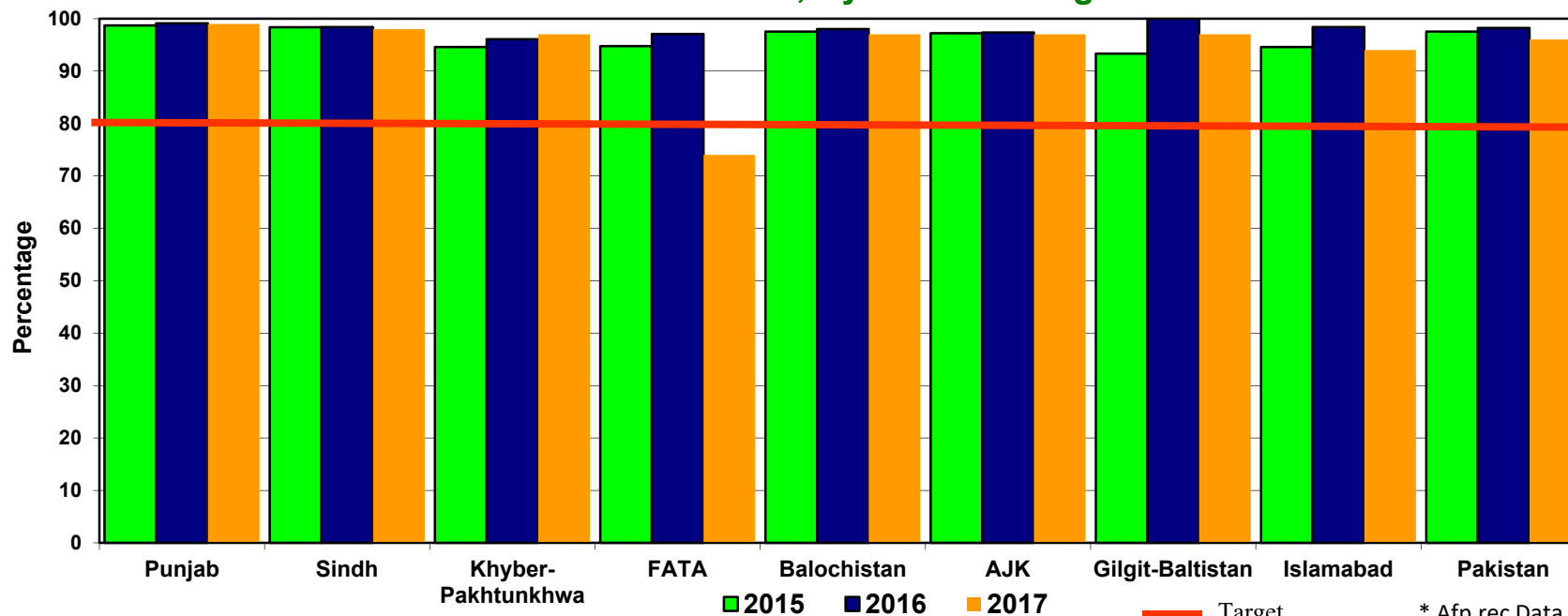
* Afp.rec Data as of 05-02-2018

— Target Adequate Sample cases = 80%

**Graph 5: Percent AFP Cases Notified within 07 days of paralysis onset
2015 - 2017*; By Province/Regions**



**Graph 6: Percent AFP Cases Investigated within 48 hours of notification
2015 ~ 2017*; By Province/Regions**

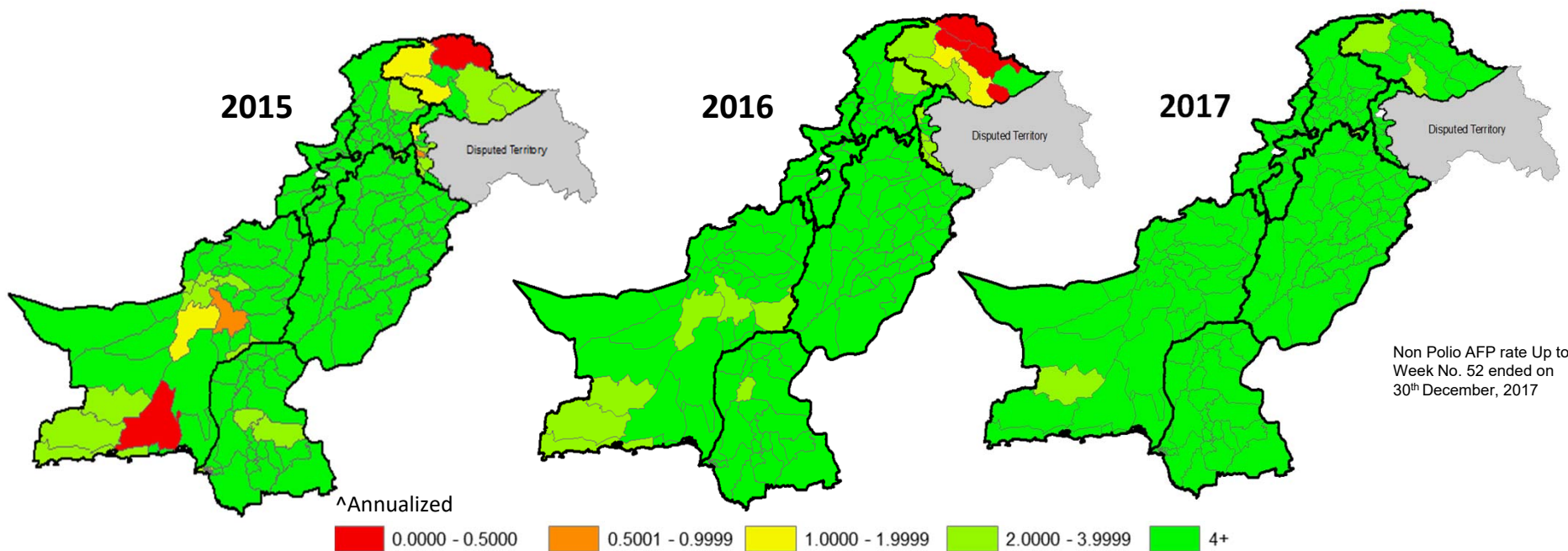


■ 2015 ■ 2016 ■ 2017

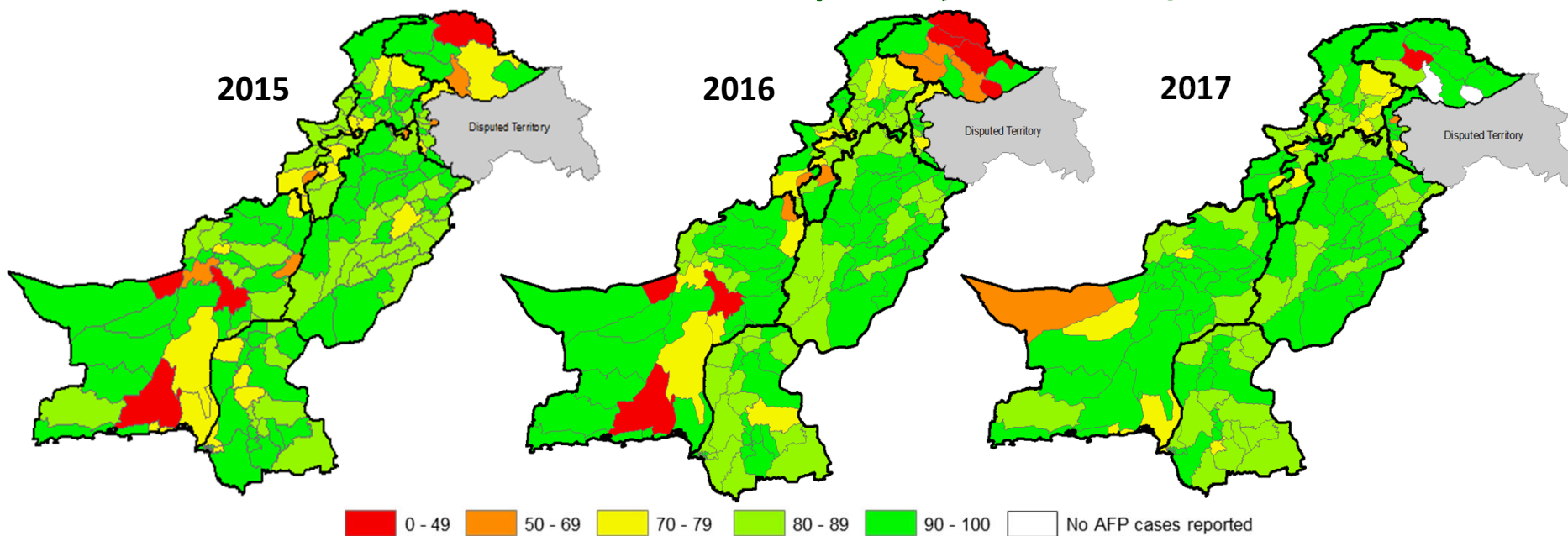
— Target

* Afp.rec Data as of 05-02-2018

Non-Polio ^ AFP Rate by District



Percent AFP Cases with Adequate Specimens, by District



**Table 7.3: AFP CASES PENDING FOR CLASSIFICATION
WITH DATE OF ONSET MORE THAN 90 DAYS* 2017 (1/7)**

S. No	DISTRICT	TEHSIL	EPID	SEX	AGE	DONSET	DOSESE	DSTOOL1	DSTOOL2	LAB	FEVER	ASVM	PROG	FUP	PEND (DAYS)
1	BHAKKAR	BHAKKAR	PB/44/17/035	M	168	24-07-17	7+	12-08-17	13-08-17	NVI	Y	N	Y	Y	196
2	DIRUPPER	DIRUPPER	KP/25/17/0800	M	36	12-09-17	7+	08-10-17	09-10-17	EV	UK	UK	UK		146
3	DIRUPPER	DIRUPPER	KP/25/17/038	M	7	30-10-17	7+	16-11-17	17-11-17	NVI	UK	UK	UK		98
4	FR BANNU	FR BANNU	FT/59/17/013	M	108	17-04-17	7+	23-05-17	24-05-17		UK	UK	UK		294
5	GUJRANWALA	GUJRANWALA	PB/21/17/197	M	72	19-10-17	7+	04-11-17	05-11-17	NVI	UK	UK	UK		109
6	KARAK	KARAK	KP/51/17/071	F	5	19-10-17	7+	02-11-17	03-11-17	VACC	UK	UK	UK		109
7	KARAK	KARAK	KP/51/17/088	F	56	06-11-17	7+	21-12-17	22-12-17	NVI	UK	UK	UK		91
8	KHAIRPUR	KHAIRPUR	SD/73/17/096	F	48	04-11-17	7+	LATE NOTIFIED			UK	UK	UK		93
9	KHIBINQASIM	KHIBINQASIM	SD/62/17/043	F	18	10-10-17	7+	24-12-17	25-12-17	NVI	UK	UK	UK		118
10	KHIGADAP	KHIGADAP	SD/63/17/053	M	36	16-10-17	7+	16-11-17	18-11-17	VACC	UK	UK	UK		112
11	KHIORANGI	KHIORANGI	SD/75/17/033	F	34	30-09-17	7+	27-11-17	29-11-17	EV	UK	UK	UK		128
12	LAHORE	LAHORE	PB/31/17/275	M	4	21-10-17	7+	20-12-17	21-12-17	NVI	UK	UK	UK		107
13	MALAKAND	MALAKAND	PB/20/17/042	M	19	07-09-17	7+	LATE NOTIFIED			UK	UK	UK		151
14	MBDIN	MBDIN	PB/24/17/052	F	60	25-08-17	7+	LATE NOTIFIED			Y	N	N	Y	164
15	MIANWALI	MIANWALI	PB/43/17/044	M	120	13-07-17	7+	28-07-17	29-07-17	EV	UK	UK	UK		207
16	MIANWALI	MIANWALI	PB/43/17/082	M	36	07-08-17	7+	LATE NOTIFIED			Y	Y	Y		182
17	MUZFARGARH	MUZFARGARH	PB/83/17/233	F	120	15-10-17	7+	17-11-17	19-11-17	NVI	UK	UK	UK		113
18	PAKPATTEN	PAKPATTEN	PB/66/17/073	M	18	28-10-17	7+	14-11-17	16-11-17	NVI	UK	UK	UK		100
19	PAKPATTEN	PAKPATTEN	PB/66/17/074	F	72	31-10-17	7+	11-11-17	24-11-17	NVI	UK	UK	UK		97
20	RAJANPUR	RAJANPUR	PB/82/17/120	F	58	26-09-17	7+	28-10-17	30-10-17	VACC	UK	N	Y		132
21	RAJANPUR	RAJANPUR	PB/82/17/133	M	13	25-10-17	7+	26-11-17	27-11-17	EV	UK	UK	UK		103
22	SKARDU	SKARDU	GB/21/17/003	M	72	04-01-17	7+	17-05-17		NVI	UK	UK	UK		397
23	SUKKUR	SUKKUR	SD/41/17/076	M	24	29-10-17	7+	LATE NOTIFIED			Y	Y	Y		99
24	BAHWLNAGAR	BAHAWLNAGAR	PB/73/17/050	M	60	01-07-17	7+	LATE NOTIFIED			N	Y	Y		219
25	BAHWLNAGAR	MINCHANABA	PB/73/17/069	M	27	03-09-17	7+	19-09-17	21-09-17	NVI	Y	Y	Y		155
26	BAHWLNAGAR	MINCHANABA	PB/73/17/072	M	48	15-09-17	7+	DIED BEFORE STOOL			Y	N	Y	DIED	143
27	BAHWLNAGAR	BAHAWLNAGAR	PB/73/17/080	F	46	18-10-17	7+	LATE NOTIFIED			Y	Y	Y		110
28	BAHWLNAGAR	BAHAWLNAGAR	PB/73/17/081	F	24	11-10-17	7+	27-10-17	30-10-17	NVI	N	N	N		117
29	BAHWLNAGAR	CHISHTIAN	PB/73/17/088	M	48	01-11-17	7+	20-11-17	21-11-17	NVI	N	N	Y		96
30	BAHWLNAGAR	CHISHTIAN	PB/73/17/104	M	120	14-10-17	7+	LATE NOTIFIED			UK	UK	UK		114
31	BHAKKAR	BHAKKAR	PB/44/17/043	M	96	07-09-17	7+	23-09-17	24-09-17	NVI	N	N	Y	Y	151
32	CHAKWAL	CHAKWAL	PB/13/17/040	M	66	16-08-17	7+	25-08-17	08-09-17	NVI	Y	N	Y	Y	173
33	CHAKWAL	CHAKWAL	PB/13/17/047	M	12	03-07-17	7+	03-10-17	05-10-17	NVI	Y	Y	UK	Y	217
34	CHAKWAL	KALLAR KAHAR	PB/13/17/063	F	145	06-11-17	7+	LATE NOTIFIED			N	N	Y		91
35	CHINIOT	CHINIOT	PB/54/17/045	M	48	09-10-17	7+	23-10-17		EV	Y	Y	Y		119
36	DGKHAN	DG KHAN	PB/81/17/129	F	120	02-08-17	7+	LATE NOTIFIED			Y	Y	Y		187
37	DGKHAN	DG KHAN	PB/81/17/146	M	120	27-08-17	7+	11-09-17	23-09-17	NVI	N	N	Y	Y	162
38	DGKHAN	TAUNSA	PB/81/17/148	M	9	07-08-17	7+	07-09-17	08-09-17	EV	Y	Y	Y	Y	182
39	DGKHAN	DG KHAN	PB/81/17/175	M	18	20-07-17	7+	LATE NOTIFIED			Y	Y	Y	Y	200
40	DGKHAN	DG KHAN	PB/81/17/178	M	20	09-08-17	7+	LATE NOTIFIED			Y	N	Y	Y	180
41	DGKHAN	DG KHAN	PB/81/17/181	M	30	08-10-17	7+	26-10-17	27-10-17	NVI	N	N	Y		120
42	DGKHAN	DG KHAN	PB/81/17/193	F	48	03-09-17	7+	LATE NOTIFIED			Y	Y	Y		155

* Afp.rec Data as of 05-02-2018

€ Based on recall of parents

60 days Follow-up not done

FUP = Residual Weakness at 60 days follow up.

**Table 7.3: AFP CASES PENDING FOR CLASSIFICATION
WITH DATE OF ONSET MORE THAN 90 DAYS* 2017 (2/7)**

S. No	DISTRICT	TEHSIL	EPID	SEX	AGE	DONSET	DOSE€	DSTOOL1	DSTOOL2	LAB	FEVER	ASVM	PROG	FUP	PEND (DAYS)
43	DGKHAN	DG KHAN	PB/81/17/204	M	3	24-09-17	4	LATE NOTIFIED			Y	Y	Y		134
44	FAISALABAD	JARANWALA	PB/51/17/146	M	162	23-05-17	3	LATE NOTIFIED			Y	Y	UK	Y	258
45	FAISALABAD	TANDLIANWALA	PB/51/17/151	M	84	28-07-17	7+	14-08-17	16-08-17	EV	N	N	Y	Y	192
46	FAISALABAD	JARANWALA	PB/51/17/191	M	84	12-09-17	7+	LATE NOTIFIED			N	N	Y		146
47	FAISALABAD	FSD CITY	PB/51/17/198	F	108	03-09-17	7+	22-09-17	23-09-17	EV	Y	N	Y		155
48	FAISALABAD	FSD SADAR	PB/51/17/201	F	20	22-07-17	7+	LATE NOTIFIED			N	Y	UK	Y	198
49	FAISALABAD	JARANWALA	PB/51/17/203	M	39	02-09-17	7+	28-09-17	29-09-17	EV	Y	Y	Y		156
50	FAISALABAD	SAMUNDRI	PB/51/17/208	F	30	10-09-17	7+	10-10-17	11-10-17	NVI	Y	N	N		148
51	FAISALABAD	FSD SADAR	PB/51/17/209	M	11	04-08-17	7+	LATE NOTIFIED			N	Y	Y		185
52	FAISALABAD	FSD CITY	PB/51/17/215	M	166	13-10-17	7+	23-10-17		NVI	N	N	Y	DIED	115
53	GUJRANWALA	AROOP TOWN	PB/21/17/125	F	18	26-06-17	7+	01-07-17		NVI	Y	Y	Y	DIED	224
54	GUJRANWALA	K.S PUR TOWN	PB/21/17/163	M	18	02-08-17	7+	07-09-17	08-09-17	EV	Y	N	Y	Y	187
55	GUJRANWALA	WAZIRABAD TOWN	PB/21/17/164	F	144	17-08-17	7+	10-09-17	12-09-17	EV	N	Y	Y	Y	172
56	GUJRANWALA	AROOP TOWN	PB/21/17/165	F	33	01-08-17	7+	10-09-17	11-09-17	NVI	Y	N	N	Y	188
57	GUJRANWALA	WAZIRABAD TOWN	PB/21/17/171	M	96	09-08-17	7+	16-09-17	18-09-17	NVI	N	Y	Y	Y	180
58	GUJRANWALA	K.S PUR TOWN	PB/21/17/184	F	147	20-09-17	7+	15-10-17	16-10-17	NVI	Y	Y	Y		138
59	GUJRANWALA	N.VIRKAN TOWN	PB/21/17/186	M	96	28-09-17	7+	18-10-17	19-10-17	NVI	N	Y	Y		130
60	GUJRANWALA	N.VIRKAN TOWN	PB/21/17/191	M	60	19-09-17	7+	21-10-17	22-10-17	NVI	N	Y	Y		139
61	GUJRANWALA	N.VIRKAN TOWN	PB/21/17/192	M	120	15-08-17	7+	LATE NOTIFIED			Y	Y	Y		174
62	GUJRAT	KHARIAN	PB/23/17/075	M	144	06-08-17	7+	11-08-17		NVI	N	N	Y	DIED	183
63	GUJRAT	KHARIAN	PB/23/17/087	M	42	18-07-17	7+	12-09-17	13-09-17	EV	Y	Y	Y	Y	202
64	GUJRAT	KHARIAN	PB/23/17/097	M	99	11-09-17	5	06-10-17	07-10-17	NVI	N	Y	Y		147
65	GUJRAT	KHARIAN	PB/23/17/101	M	120	11-10-17	7+	26-10-17	02-11-17	NVI	N	N	Y		117
66	HAFIZABAD	PINDI BHATTIAN	PB/22/17/053	F	156	28-07-17	7+	10-08-17	12-08-17	NVI	N	N	Y	Y	192
67	HAFIZABAD	PINDI BHATTIAN	PB/22/17/060	F	36	18-08-17	7+	25-08-17		NVI	Y	N	Y	DIED	171
68	HAFIZABAD	HAFIZABAD	PB/22/17/064	F	9	17-08-17	7+	09-09-17	10-09-17	NVI	Y	Y	N	Y	172
69	HAFIZABAD	HAFIZABAD	PB/22/17/075	F	1	29-10-17	2	09-12-17	11-12-17	VACC	N	Y	Y		99
70	JHANG	JHANG	PB/53/17/069	F	60	07-08-17	7+	24-08-17	26-08-17	EV	Y	Y	Y		182
71	JHANG	18-HAZARI	PB/53/17/082	M	168	29-08-17	7+	DIED BEFORE STOOL			N	N	Y	DIED	160
72	JHANG	SHORKOT	PB/53/17/086	M	17	30-06-17	7+	LATE NOTIFIED			Y	Y	Y		220
73	JHANG	18-HAZARI	PB/53/17/091	M	70	28-10-17	7+	17-11-17		NVI	Y	N	Y		100
74	JHANG	JHANG	PB/53/17/076	M	900	26-09-17	7+	LATE NOTIFIED			Y	N	Y		132
75	JHANG	SHORKOT	PB/53/17/087	M	96	19-10-17	7+	LATE NOTIFIED			Y	Y	Y		109
76	JHELUM	PD KHAN	PB/14/17/040	M	36	20-07-17	7+	LATE NOTIFIED			N	N	Y	Y	200
77	JHELUM	DINA	PB/14/17/046	M	123	29-10-17	7+	18-11-17	19-11-17	NVI	Y	N	Y		99
78	KASUR	PATTOKI	PB/32/17/060	M	58	27-06-17	7+	12-07-17	15-07-17	EV	N	N	Y	Y	223
79	KASUR	CHUNIAN	PB/32/17/069	M	3	12-07-17	2	02-08-17	04-08-17	EV	N	N	Y	DIED	208
80	KASUR	PATTOKI	PB/32/17/070	M	27	30-06-17	7+	03-08-17	04-08-17	EV	Y	Y	Y	Y	220
81	KASUR	PATTOKI	PB/32/17/087	M	148	28-07-17	7+	LATE NOTIFIED			Y	N	Y		192
82	KASUR	PATTOKI	PB/32/17/090	M	14	10-07-17	7+	LATE NOTIFIED			Y	Y	Y		210
83	KHANEWAL	KABIRWALA	PB/62/17/058	F	156	02-08-17	7+	DIED BEFORE STOOL			N	N	Y	DIED	187
84	KHANEWAL	KABIRWALA	PB/62/17/061	F	1	01-07-17	1	11-08-17	12-08-17	NVI	N	N	Y	Y	219

* Afp.rec Data as of 05-02-2018

€ Based on recall of parents

60 days Follow-up not done

FUP = Residual Weakness at 60 days follow up.

**Table 7.3: AFP CASES PENDING FOR CLASSIFICATION
WITH DATE OF ONSET MORE THAN 90 DAYS* 2017 (3/7)**

S. No	DISTRICT	TEHSIL	EPID	SEX	AGE	DONSET	DOSE€	DSTOOL1	DSTOOL2	LAB	FEVER	ASVM	PROG	FUP	PEND (DAYS)
85	KHANEWAL	KABIRWALA	PB/62/17/070	M	1	20-08-17	7+	13-09-17	15-09-17	NVI	N	N	N	Y	169
86	KHANEWAL	JAHANIAN	PB/62/17/091	F	46	25-10-17	7+	26-11-17	27-11-17	NVI	N	N	Y		103
87	KHUSHAB	KHUSHAB	PB/42/17/037	M	30	29-07-17	7+	LATE NOTIFIED			N	Y	UK	Y	191
88	KHUSHAB	KHUSHAB	PB/42/17/042	F	132	10-10-17	7+				N	N	Y		118
89	LAHORE	AZIZ BHATTI TOWN	PB/31/17/146	F	48	11-07-17	7+	25-07-17	26-07-17	NVI	Y	Y	Y	Y	209
90	LAHORE	SAMANABAD TOWN	PB/31/17/154	F	83	03-07-17	7+	DIED BEFORE STOOL			Y	N	N	DIED	217
91	LAHORE	RAVI TOWN	PB/31/17/157	M	78	28-06-17	7+	26-07-17	28-07-17	NVI	N	N	N	Y	222
92	LAHORE	DATA GUNJBUX TOWN	PB/31/17/175	M	72	26-07-17	7+	13-08-17	14-08-17	EV	N	Y	Y	Y	194
93	LAHORE	RAVI TOWN	PB/31/17/204	M	18	20-07-17	7+	LATE NOTIFIED			Y	Y	Y	Y	200
94	LAHORE	SHALIMAR TOWN	PB/31/17/205	M	203	04-09-17	7+	23-09-17	24-09-17	EV	Y	Y	Y	Y	154
95	LAHORE	NISHTER TOWN	PB/31/17/211	F	7	04-05-17	7+	LATE NOTIFIED			Y	Y	Y	Y	277
96	LAHORE	RAVI TOWN	PB/31/17/223	F	73	26-10-17	7+	28-10-17		NVI	N	N	Y	DIED	102
97	LAHORE	DATA GUNJBUX TOWN	PB/31/17/230	M	15	11-08-17	7+	LATE NOTIFIED			Y	Y	Y	Y	178
98	LAHORE	CANTT.	PB/31/17/242	F	18	01-11-17	7+	20-11-17	25-11-17	EV	UK	UK	UK		96
99	LAHORE	NISHTER TOWN	PB/31/17/271	M	20	01-10-17	7+	LATE NOTIFIED			Y	Y	Y		127
100	LAHORE	DATA GUNJBUX TOWN	PB/31/17/276	M	84	20-08-17	7+	LATE NOTIFIED			Y	Y	Y		169
101	LAYYAH	KAROR LAL ESAN	PB/84/17/063	M	84	02-08-17	7+	15-09-17	16-09-17	NVI	Y	Y	Y		187
102	FLODHAN	FLODHAN	PB/64/17/053	F	36	26-07-17	7+	21-08-17	23-08-17	NVI	Y	N	Y	Y	194
103	IMBDIN	M.B DIN	PB/24/17/027	F	4	03-07-17	5	DIED BEFORE STOOL			N	Y	Y	DIED	217
104	IMBDIN	M.B DIN	PB/24/17/038	M	132	20-08-17	7+	DIED BEFORE STOOL			Y	Y	Y	DIED	169
105	MIANWALI	MIANWALI	PB/43/17/051	F	9	30-07-17	7+	01-08-17		NVI	Y	N	Y	DIED	190
106	MIANWALI	MIANWALI	PB/43/17/055	F	168	05-08-17	7+	LATE NOTIFIED			Y	N	N		184
107	MIANWALI	MIANWALI	PB/43/17/056	F	55	06-08-17	7+	LATE NOTIFIED			Y	N	N		183
108	MIANWALI	MIANWALI	PB/43/17/063	M	24	03-09-17	7+	DIED BEFORE STOOL			Y	N	Y	DIED	155
109	MULTAN	JALALPUR PIRWALA	PB/61/17/095	F	36	24-07-17	7+	27-07-17		EV	Y	N	Y	DIED	196
110	MULTAN	MULTAN URBAN	PB/61/17/103	F	42	08-08-17	7+	DIED BEFORE STOOL			N	N	Y	DIED	181
111	MULTAN	MULTAN URBAN	PB/61/17/126	M	60	25-09-17	7+	LATE NOTIFIED			Y	Y	Y		133
112	MULTAN	MULTAN URBAN	PB/61/17/123	M	12	23-08-17	7+	27-09-17	29-09-17	NVI	N	Y	Y	Y	166
113	MULTAN	SHUJABAD	PB/61/17/125	M	48	24-09-17	7+	LATE NOTIFIED			Y	N	Y		134
114	MUZFARGARH	ALIPUR	PB/83/17/198	M	66	10-08-17	7+	26-09-17	28-09-17	NVI	Y	Y	Y		179
115	MUZFARGARH	KOT ADU	PB/83/17/178	M	21	05-08-17	7+	26-08-17	28-08-17	EV	Y	Y	Y	Y	184
116	MUZFARGARH	JATOI	PB/83/17/180	M	23	02-08-17	7+	28-08-17	29-08-17	EV	N	N	Y	Y	187
117	MUZFARGARH	JATOI	PB/83/17/182	M	36	27-07-17	7+	28-08-17	29-08-17	EV	N	Y	Y	Y	193
118	MUZFARGARH	KOT ADU	PB/83/17/194	M	49	03-09-17	7+	20-09-17	21-09-17	EV	Y	N	Y		155
119	MUZFARGARH	MUZAFFARGARH	PB/83/17/197	F	18	25-08-17	7+	22-09-17	23-09-17	VACC	N	Y	Y		164
120	MUZFARGARH	ALIPUR	PB/83/17/199	M	21	12-09-17	7+	27-09-17	29-09-17	NVI	Y	Y	Y		146
121	MUZFARGARH	KOT ADU	PB/83/17/201	M	3	19-07-17	2	LATE NOTIFIED			N	Y	Y		201
122	MUZFARGARH	MUZAFFARGARH	PB/83/17/222	M	37	06-08-17	7+	LATE NOTIFIED			Y	N	Y		183
123	MUZFARGARH	MUZAFFARGARH	PB/83/17/224	M	25	26-10-17	7+	03-11-17	02-12-17	NVI	Y	N	Y		102
124	NANKANASAHIB	NANKANA SAHIB	PB/35/17/060	M	21	12-08-17	7+	10-09-17	12-09-17	NVI	N	Y	Y	Y	177
125	NANKANASAHIB	NANKANA SAHIB	PB/35/17/063	M	19	04-09-17	7+	29-09-17	01-10-17	NVI	Y	Y	Y		154
126	NANKANASAHIB	SANGLA HILL	PB/35/17/070	F	15	15-09-17	7+	25-10-17	27-10-17	EV	Y	Y	Y		143

* Afp.rec Data as of 05-02-2018

€ Based on recall of parents

60 days Follow-up not done

FUP = Residual Weakness at 60 days follow up.

**Table 7.3: AFP CASES PENDING FOR CLASSIFICATION
WITH DATE OF ONSET MORE THAN 90 DAYS* 2017 (4/7)**

S. No	DISTRICT	TEHSIL	EPID	SEX	AGE	DONSET	DOSESE	DSTOOL1	DSTOOL2	LAB	FEVER	ASVM	PROG	FUP	PEND (DAYS)
127	NAROWAL	SHAKARGARH	PB/26/17/039	F	36	05-08-17	7+	20-09-17	21-09-17	EV	Y	Y	Y	Y	184
128	NAROWAL	NAROWAL	PB/26/17/044	M	30	08-09-17	7+	10-10-17	13-10-17	EV	Y	N	Y		150
129	OKARA	OKARA	PB/34/17/103	M	48	06-10-17	7+	07-11-17	09-11-17	NVI	N	N	Y		122
130	OKARA	DEPALPUR	PB/34/17/101	M	36	01-10-17	7+	04-11-17	05-11-17	NVI	Y	Y	Y		127
131	OKARA	RENALA KHURD	PB/34/17/104	F	22	29-08-17	7+				Y	Y	Y		160
132	OKARA	OKARA	PB/34/17/112	M	72	16-10-17	7+	LATE NOTIFIED			N	Y	Y		112
133	OKARA	OKARA	PB/34/17/275	M	4	21-10-17	6				Y	N	Y		107
134	PAKPATTEN	PAKPATTEN	PB/66/17/044	M	17	07-07-17	7+	19-07-17	26-07-17	EV	N	Y	Y	Y	213
135	PAKPATTEN	ARIFWALA	PB/66/17/070	M	36	06-10-17	7+	27-10-17	28-10-17	EV	N	N	N		122
136	RAJANPUR	ROJHAN	PB/82/17/094	M	84	10-08-17	7+	27-08-17	28-08-17	NVI	Y	Y	Y		179
137	RAJANPUR	RAJAN PUR	PB/82/17/098	F	96	06-08-17	7+	06-09-17	07-09-17	NVI	Y	Y	Y		183
138	RAJANPUR	ROJHAN	PB/82/17/100	F	48	13-04-17	7+	LATE NOTIFIED			Y	Y	UK	Y	298
139	RAJANPUR	ROJHAN	PB/82/17/104	F	42	10-09-17	7+	DIED BEFORE STOOL			Y	N	Y	DIED	148
140	RAJANPUR	RAJAN PUR	PB/82/17/101	M	120	11-09-17	7+	30-09-17	01-10-17	NVI	Y	N	Y		147
141	RAJANPUR	JAM PUR	PB/82/17/109	M	36	25-08-17	7+	07-10-17	08-10-17	EV	N	Y	Y		164
142	RAJANPUR	ROJHAN	PB/82/17/111	M	60	30-08-17	7+	07-10-17	08-10-17	NVI	N	Y	Y		159
143	RAJANPUR	RAJAN PUR	PB/82/17/132	F	22	08-08-17	7+	LATE NOTIFIED			Y	Y	Y		181
144	RAWALPINDI	RWP CITY	PB/11/17/155	M	30	24-08-17	7+	14-09-17	15-09-17	EV	N	N	Y	Y	165
145	RAWALPINDI	RWP CANTT	PB/11/17/161	M	33	22-08-17	7+	22-09-17	24-09-17	NVI	N	N	N	DIED	167
146	RAWALPINDI	RWP CITY	PB/11/17/166	F	42	08-09-17	7+	29-09-17	30-09-17	EV	Y	N	UK		150
147	RAWALPINDI	MURREE	PB/11/17/172	M	120	03-10-17	7+	22-10-17	24-10-17	NVI	Y	Y	Y		125
148	RAWALPINDI	GUJAR KHAN	PB/11/17/174	M	144	10-10-17	7+	DIED BEFORE STOOL			Y	N	Y	DIED	118
149	RAWALPINDI	RWP RURAL	PB/11/17/175	M	38	04-08-17	6	LATE NOTIFIED			Y	Y	Y	Y	185
150	RAWALPINDI	RWP RURAL	PB/11/17/183	M	156	02-10-17	7+	21-10-17	22-10-17	NVI	Y	Y	Y		126
151	RAWALPINDI	RWP RURAL	PB/11/17/185	F	84	10-10-17	7+	21-10-17		EV	N	N	Y	DIED	118
152	RAWALPINDI	RWP RURAL	PB/11/17/197	M	100	26-10-17	7+	10-11-17	12-11-17	NVI	N	Y	Y		102
153	RAWALPINDI	RWP CITY	PB/11/17/206	F	96	01-11-17	7+	20-11-17	22-11-17	NVI	N	N	N		96
154	RYKHAN	RAHIMYAR KHAN	PB/72/17/172	M	72	22-08-17	7+	23-08-17		NVI	Y	N	Y	DIED	167
155	RYKHAN	RAHIMYAR KHAN	PB/72/17/213	M	27	01-09-17	7+	24-10-17	25-10-17	EV	Y	Y	Y		157
156	RYKHAN	LIAQUAITPUR	PB/72/17/189	M	132	16-09-17	7+	DIED BEFORE STOOL			Y	N	Y	DIED	142
157	RYKHAN	KHANPUR	PB/72/17/206	M	70	01-09-17	7+	15-10-17	16-10-17	NVI	N	Y	Y	Y	157
158	RYKHAN	KHANPUR	PB/72/17/219	F	32	27-10-17	7+	LATE NOTIFIED			Y	N	Y		101
159	SAHIWAL	SAHIWAL	PB/65/17/078	M	36	21-08-17	7+	16-09-17	18-09-17	NVI	N	Y	Y		168
160	SAHIWAL	SAHIWAL	PB/65/17/089	F	156	02-10-17	7+	20-10-17	21-10-17	NVI	Y	Y	Y		126
161	SARGODHA	SARGODHA	PB/41/17/092	M	36	21-09-17	7+	LATE NOTIFIED			Y	N	Y		137
162	SARGODHA	SAHIWAL	PB/41/17/101	M	11	13-09-17	7+	17-10-17	18-10-17	NVI	Y	Y	Y		145
163	SHEIKHUPURA	FEROZEWALA	PB/33/17/035	M	36	04-05-17	7+	LATE NOTIFIED			N	N	Y		277
164	SHEIKHUPURA	FEROZEWALA	PB/33/17/074	F	108	23-07-17	7+	24-08-17	25-08-17	NVI	Y	Y	Y	Y	197
165	SHEIKHUPURA	FEROZEWALA	PB/33/17/081	M	32	21-08-17	7+	28-09-17	29-09-17	NVI	N	Y	Y	Y	168
166	SHEIKHUPURA	MURIDKE	PB/33/17/084	M	36	20-08-17	7+	09-10-17	10-10-17	NVI	Y	N	Y	Y	169
167	SHEIKHUPURA	SHEIKHUPURA	PB/33/17/087	M	114	15-09-17	7+	19-10-17	21-10-17	NVI	N	Y	UK		143
168	SIALKOT	DASKA	PB/25/17/069	M	18	24-07-17	7+	06-09-17	07-09-17	NVI	Y	Y	Y	Y	196

* Afp.rec Data as of 05-02-2018

€ Based on recall of parents

60 days Follow-up not done

FUP = Residual Weakness at 60 days follow up.

**Table 7.3: AFP CASES PENDING FOR CLASSIFICATION
WITH DATE OF ONSET MORE THAN 90 DAYS* 2017 (5/7)**

S. No	DISTRICT	TEHSIL	EPID	SEX	AGE	DONSET	DOSE€	DSTOOL1	DSTOOL2	LAB	FEVER	ASVM	PROG	FUP	PEND (DAYS)	
169	SIALKOT	SIALKOT	PB/25/17/073	F	110	31-08-17	7+	12-09-17	15-09-17	NVI	N	Y	Y	Y	158	
170	SIALKOT	SIALKOT	PB/25/17/082	F	72	01-11-17	7+	04-11-17	19-11-17	NVI	N	N	Y		96	
171	TT SINGH	TT SINGH	PB/52/17/072	M	6	12-07-17	7+	LATE NOTIFIED			N	Y	Y		208	
172	TT SINGH	KAMALIA	PB/52/17/077	F	1	29-06-17	7+				N	Y	Y		221	
173	TT SINGH	PIR MAHAL	PB/52/17/115	M	32	10-10-17	7+	10-11-17	11-11-17	NVI	Y	Y	Y		118	
174	TT SINGH	GOJRA	PB/52/17/103	M	48	11-10-17	7+	DIED BEFORE STOOL			Y	N	Y	DIED	117	
175	TT SINGH	PIR MAHAL	PB/52/17/109	M	82	08-08-17	7+	LATE NOTIFIED			N	Y	Y	Y	181	
176	TT SINGH	PIR MAHAL	PB/52/17/111	M	21	06-10-17	7+	25-10-17	26-10-17	NVI	Y	Y	Y		122	
177	TT SINGH	TT SINGH	PB/52/17/113	M	27	11-10-17	7+	29-10-17	30-10-17	NVI	N	Y	Y		117	
178	VEHARI	VEHARI	PB/63/17/057	F	24	11-09-17	7+	DIED BEFORE STOOL			Y	N	Y	DIED	147	
179	VEHARI	BUREWALA	PB/63/17/065	M	54	17-06-17	7+	LATE NOTIFIED			N	N	N	Y	233	
180	VEHARI	BUREWALA	PB/63/17/066	M	132	19-10-17	7+	DIED BEFORE STOOL			N	N	N	Y	DIED	109
181	BADIN	TANDO BAGO	SD/23/17/055	F	60	03-10-17	7+	08-10-17		NVI	Y	Y	Y	DIED	125	
182	GHOTKI	MIRPUR MATHELO	SD/42/17/079	M	144	14-10-17	7+	LATE NOTIFIED			Y	N	Y		114	
183	GHOTKI	DAHARKI	SD/42/17/087	F	15	09-10-17	7+	07-11-17	08-11-17	NVI	N	Y	Y		119	
184	JACOBABAD	THULL	SD/53/17/077	M	27	04-10-17	7+	30-11-17	03-12-17	EV	Y	Y	Y		124	
185	KHAIRPUR	THARI MIR WAH	SD/43/17/112	F	60	25-10-17	7+	20-12-17	21-12-17	NVI	Y	Y	Y	Y	103	
186	KHIBALDIA	BALDIA	SD/61/17/028	F	32	03-10-17	7+	20-10-17	22-10-17	EV	N	Y	N		125	
187	KHIGADAP	GADAP	SD/63/17/039	F	42	29-08-17	7+	19-09-17	20-09-17	EV	N	Y	Y	Y	160	
188	KHIGADAP	GADAP	SD/63/17/043	F	36	10-09-17	7+	24-09-17	25-09-17	EV	Y	N	Y		148	
189	KHIGADAP	GADAP	SD/63/17/046	M	3	04-10-17	2	21-10-17	22-10-17	EV	Y	Y	Y		124	
190	KHIGIQBAL	GIQBAL	SD/65/17/024	F	132	30-09-17	7+	15-10-17	16-10-17	NVI	N	N	Y	Y	128	
191	KHIJAMSHEED	JAMSHEED	SD/66/17/024	F	82	17-10-17	7+	03-11-17	04-11-17	NVI	N	Y	Y		111	
192	KHIMALIR	MALIR	SD/72/17/023	F	36	28-09-17	7+	30-10-17	31-10-17	EV	N	N	Y		130	
193	KHINORTH	NORTH	SD/73/17/029	F	6	02-10-17	4	16-10-17	17-10-17	EV	Y	N	Y		126	
194	KHIORANGI	ORANGI	SD/75/17/029	M	51	20-09-17	7+	08-11-17	10-11-17	NVI	Y	N	Y		138	
195	MATIARI	MATIARI	SD/28/17/041	M	60	06-11-17	7+	13-12-17	14-12-17	NVI	Y	N	Y	Y	91	
196	MIRPURKHAS	KOT GHULAM MOHD.	SD/31/17/056	M	84	02-10-17	7+	17-10-17	18-10-17	NVI	Y	Y	Y		126	
197	NFEROZ	MORO	SD/45/17/040	F	2	19-09-17	2	11-10-17	14-10-17	VACC	N	N	Y	Y	139	
198	SANGHAR	TANDO ADAM	SD/32/17/040	M	5	25-07-17	7+	13-08-17	15-08-17	VACC	Y	N	Y	Y	195	
199	SANGHAR	TANDO ADAM	SD/32/17/056	M	16	04-11-17	7+	24-11-17	25-11-17	EV	Y	N	Y	Y	93	
200	SHIKARPUR	KHANPUR	SD/52/17/061	F	48	20-09-17	7+	01-11-17	02-11-17	NVI	Y	Y	Y		138	
201	SHIKARPUR	LAKHI	SD/52/17/062	F	45	01-10-17	7+	03-11-17	06-11-17	EV	Y	Y	Y		127	
202	SHIKARPUR	GARHI YASIN	SD/52/17/055	F	72	04-10-17	7+	13-10-17	20-10-17	NVI	Y	N	Y		124	
203	SUJAWAL	JATI	SD/79/17/084	M	36	29-10-17	7+	11-11-17	13-11-17	EV	Y	Y	Y		99	
204	SUJAWAL	JATI	SD/79/17/089	M	60	23-10-17	7+	25-11-17	26-11-17	VACC	Y	N	Y		105	
205	SUJAWAL	JATI	SD/79/17/093	F	12	27-10-17	7+	03-12-17	04-12-17	NVI	Y	N	Y		101	
206	SUJAWAL	SUJAWAL	SD/79/17/094	M	42	27-10-17	7+	04-12-17	05-12-17	EV	Y	Y	Y		101	
207	SUJAWAL	MIRPURBATHORO	SD/79/17/097	F	13	29-10-17	7+	01-12-17	03-12-17	NVI	Y	Y	Y	Y	99	
208	SUKKUR	SUKKUR CITY	SD/41/17/078	M	36	24-10-17	7+	LATE NOTIFIED			Y	Y	Y		104	
209	SUKKUR	NEW SUKKUR	SD/41/17/079	F	60	28-10-17	7+	LATE NOTIFIED			Y	N	Y		100	
210	T. ALLAHYAR	BHANDO MARI	SD/27/17/028	M	126	01-11-17	7+	10-11-17	22-11-17	EV	Y	N	Y		96	

* Afp.rec Data as of 05-02-2018

€ Based on recall of parents

60 days Follow-up not done

FUP = Residual Weakness at 60 days follow up.

**Table 7.3: AFP CASES PENDING FOR CLASSIFICATION
WITH DATE OF ONSET MORE THAN 90 DAYS* 2017 (6/7)**

S. No	DISTRICT	TEHSIL	EPID	SEX	AGE	DONSET	DOSE€	DSTOOL1	DSTOOL2	LAB	FEVER	ASVM	PROG	FUP	PEND (DAYS)
211	ABOTABAD	HAWALLIAN	KP/10/17/053	M	96	26-10-17	7+	LATE NOTIFIED			N	N	Y		102
212	BANNU	BANNU	KP/61/17/046	F	168	26-10-17	7+	12-11-17	13-11-17	NVI	N	Y	Y	Y	102
213	BANNU	BANNU	KP/61/17/050	M	12	02-11-17	7+	06-12-17	08-12-17	EV	N	Y	Y	Y	95
214	BATAGRAM	BATTAGRAM	KP/11/17/035	F	6	08-10-17	1	08-11-17	26-11-17	NVI	Y	Y	Y	Y	120
215	BATAGRAM	BATTAGRAM	KP/11/17/033	F	20	21-10-17	7+	25-11-17	26-11-17	VACC	N	Y	Y	Y	107
216	BATAGRAM	ALLAI	KP/11/17/039	M	24	05-11-17	7+	DIED BEFORE STOOL			Y	N	Y	DIED	92
217	BUNER	GAGRA	KP/22/17/050	M	36	20-10-17	7+	24-11-17	25-11-17	NVI	Y	Y	Y		108
218	BUNER	DAGGAR	KP/22/17/051	M	8	08-10-17	7+	28-11-17	29-11-17	NVI	Y	Y	Y		120
219	DIKHAN	DERA ISMAIL KHAN	KP/60/17/039	F	170	14-10-17	3	31-10-17	01-11-17	NVI	UK	UK	UK	Y	114
220	DIRUPPER	DIR	KP/25/17/034	M	36	12-09-17	7+	08-10-17	09-10-17	EV	Y	Y	Y	Y	146
221	DIRUPPER	DIR	KP/25/17/037	M	175	07-10-17	7+	15-11-17	16-11-17	NVI	Y	N	Y	DIED	121
222	HANGU	HANGU	KP/54/17/039	M	46	21-10-17	7+	01-11-17	22-11-17	NVI	Y	N	Y	Y	107
223	KARAK	KARAK	KP/51/17/067	F	72	06-07-17	7+	LATE NOTIFIED			N	Y	Y	Y	214
224	KOHAT	KOHAT	KP/50/17/030	F	44	21-10-17	7+	27-10-17	27-10-17	NVI	Y	N	UK		107
225	KOHAT	KOHAT	KP/50/17/032	F	38	15-09-17	7+	30-10-17	31-10-17	EV	N	N	Y	Y	143
226	KOHAT	KOHAT	KP/50/17/031	M	6	24-10-17	7+	20-11-17	22-11-17	NVI	N	N	Y		104
227	KOHAT	KOHAT	KP/50/17/039	F	13	25-09-17	7+	LATE NOTIFIED			N	Y	Y	Y	133
228	LAKKIMRWT	LAKKI MARWAT	KP/62/17/067	M	66	21-10-17	7+	25-11-17	26-11-17	EV	Y	Y	Y	Y	107
229	LAKKIMRWT	LAKKI MARWAT	KP/62/17/078	M	24	02-11-17	7+	25-12-17	26-12-17	EV	Y	Y	Y	Y	95
230	MALAKAND	BATKHELA	KP/20/17/056	F	18	05-10-17	7+	01-11-17	03-11-17	NVI	Y	N	Y	Y	123
231	MANSEHRA	MANSEHRA	KP/14/17/060	M	96	02-09-17	7+	15-10-17	16-10-17	EV	Y	N	Y		156
232	MARDAN	MARDAN	KP/40/17/206	F	80	04-11-17	7+	26-11-17	27-11-17	EV	N	N	Y	Y	93
233	NOWSHERA	NOWSHERA	KP/32/17/062	M	78	18-09-17	7+	DIED BEFORE STOOL			Y	Y	UK	DIED	140
234	NOWSHERA	NOWSHERA	KP/32/17/075	F	48	20-09-17	7+	16-11-17		NVI	N	Y	N	Y	138
235	PESHAWAR	PESHAWAR	KP/30/17/179	M	22	10-09-17	7+	27-09-17	28-09-17	NVI	N	Y	Y	Y	148
236	PESHAWAR	PESHAWAR	KP/30/17/214	M	82	16-10-17	3	05-11-17	06-11-17	EV	Y	Y	Y	Y	112
237	PESHAWAR	PESHAWAR	KP/30/17/228	F	18	25-09-17	7+	18-11-17	19-11-17	NVI	Y	Y	Y	Y	133
238	PESHAWAR	PESHAWAR	KP/30/17/253	M	7	05-11-17	7+	17-12-17	19-12-17	NVI	N	Y	N		92
239	PESHAWAR	PESHAWAR	KP/30/17/247	F	7	09-07-17	4	LATE NOTIFIED			N	N	UK		211
240	SHANGLA	PURAN	KP/26/17/044	M	41	15-09-17	7+	02-10-17	03-10-17	EV	N	Y	Y	Y	143
241	SHANGLA	ALPURI	KP/26/17/039	F	96	03-09-17	7+	DIED BEFORE STOOL			N	Y	UK	DIED	155
242	SWABI	RAZAR	KP/41/17/120	M	178	27-10-17	7+	20-11-17	22-11-17	NVI	Y	Y	Y	Y	101
243	BOLAN	DHADAR	BN/42/17/008	M	168	01-09-17	7+	LATE NOTIFIED			Y	Y	Y	Y	157
244	CHAGHAI	DALBANDIN	BN/13/17/007	F	14	31-08-17	7+	06-10-17	08-10-17	NVI	Y	Y	Y	Y	158
245	DBUGTI	SUI	BN/35/17/012	F	12	28-09-17	1	02-11-17	04-11-17	VACC	Y	Y	Y	Y	130
246	HARNAI	HARNAI	BN/33/17/006	M	19	20-10-17	7+	26-10-17	26-10-17	EV	Y	Y	Y	Y	108
247	JAFARABAD	SOHBAT PUR	BN/43/17/038	F	48	25-09-17	7+	03-11-17	04-11-17	NVI	Y	Y	Y	Y	133
248	JAFARABAD	SOHBAT PUR	BN/43/17/040	M	108	28-10-17	7+	11-11-17	12-11-17	VACC	Y	Y	Y		100
249	KABDULAH	CHAMAN	BN/14/17/032	M	3	07-08-17	3	23-09-17	24-09-17	EV	Y	Y	N	Y	182
250	KABDULAH	CHAMAN	BN/14/17/037	F	48	02-10-17	7+	DIED BEFORE STOOL			Y	N	Y	DIED	126
251	KSAlFULAH	MUSLIM BAGH	BN/25/17/009	F	57	20-08-17	7+	22-09-17	23-09-17	EV	Y	Y	Y	Y	169
252	LORALAI	DUKKI	BN/22/17/007	F	29	08-09-17	7+	23-09-17	24-09-17	VACC	Y	Y	Y	Y	150

* Afp.rec Data as of 05-02-2018

€ Based on recall of parents

60 days Follow-up not done

FUP = Residual Weakness at 60 days follow up.

**Table 7.3: AFP CASES PENDING FOR CLASSIFICATION
WITH DATE OF ONSET MORE THAN 90 DAYS* 2017 (7/7)**

S. No	DISTRICT	TEHSIL	EPID	SEX	AGE	DONSET	DOSE€	DSTOOL1	DSTOOL2	LAB	FEVER	ASVM	PROG	FUP	PEND (DAYS)
253	LORALAI	BORI	BN/22/17/008	M	132	25-09-17	7+	DIED BEFORE STOOL			Y	Y	Y	DIED	133
254	INSIRABAD	DM JAMALI	BN/41/17/034	F	168	29-10-17	7+	LATE NOTIFIED			Y	Y	Y	Y	99
255	INSIRABAD	DM JAMALI	BN/41/17/035	F	84	24-10-17	7+	21-11-17	22-11-17	VACC	Y	Y	Y	Y	104
256	PISHIN	KAREZAT	BN/12/17/028	F	5	24-09-17	6	16-10-17	17-10-17	NVI	Y	Y	Y	LOST	134
257	BAGH	BAGH	AJ/50/17/008	M	1	26-05-17	3	DIED BEFORE STOOL			Y	N	Y	DIED	255
258	BAGH	DHIR KOT	AJ/50/17/017	M	72	18-08-17	7+	DIED BEFORE STOOL			Y	N	Y	DIED	171
259	HAVELI	KHURSHIDABAD	AJ/51/17/002	M	13	18-02-17	7+	24-04-17	25-04-17	EV	N	Y	Y	Y	352
260	HAVELI	KHURSHIDABAD	AJ/51/17/006	M	60	07-08-17	7+	DIED BEFORE STOOL			Y	N	Y	DIED	182
261	JEHLUM VALLEY	HATTIAN BALA	AJ/90/17/001	F	156	05-03-17	3	30-03-17	31-03-17	NVI	Y	N	Y	Y	337
262	JEHLUM VALLEY	LEEPA	AJ/90/17/005	M	174	15-06-17	7+	21-07-17	22-07-17	NVI	N	N	N	Y	235
263	KOTLI	KHUIRATTA	AJ/30/17/002	F	156	01-01-17	7+	LATE NOTIFIED			Y	Y	Y	Y	400
264	KOTLI	FATHEH PUR	AJ/30/17/016	M	136	08-09-17	7+	LATE NOTIFIED			Y	Y	Y	Y	150
265	KOTLI	FATHEH PUR	AJ/30/17/017	F	140	10-10-17	7+	15-11-17		NVI	Y	N	Y	Y	118
266	KOTLI	FATHEH PUR	AJ/30/17/023	F	60	20-10-17	7+	21-12-17	22-12-17	NVI	Y	Y	Y	Y	108
267	MIRPUR	MIRPUR	AJ/20/17/002	F	42	20-01-17	7+	19-02-17		NVI	Y	N	N	Y	381
268	MIRPUR	MIRPUR	AJ/20/17/007	F	59	17-06-17	7+	DIED BEFORE STOOL			N	Y	Y	DIED	233
269	NEELUM	SHARDA	AJ/80/17/004	F	18	05-09-17	5	30-10-17	31-10-17	NVI	N	N	Y	Y	153
270	NAGAR	NAGAR2	GB/73/17/002	M	40	15-09-17	7+	06-10-17	07-10-17	EV	N	Y	Y	Y	143
271	ICT	ICT	IB/02/17/024	M	33	30-04-17	7+	23-05-17	25-05-17	NVI	UK	UK	Y	Y	281
272	ICT	ICT	IB/02/17/032	M	74	29-06-17	7+	23-08-17	25-08-17	NVI	N	N	Y	Y	221
273	ICT	ICT	IB/02/17/052	M	100	02-10-17	7+	07-11-17	09-11-17	EV	Y	Y	Y	Y	126
274	ICT	ICT	IB/02/17/051	F	18	20-10-17	7+	08-11-17	10-11-17	EV	N	Y	Y	Y	108
275	ICT	ICT	IB/02/17/065	M	46	04-11-17	7+	29-12-17	30-12-17	VACC	Y	N	Y	Y	93
276	BAJOUR	KHAR	FT/33/17/126	M	36	25-09-17	7+	LATE NOTIFIED			Y	Y	Y	Y	133
277	FR BANNU	FR BANNU	FT/69/17/024	M	48	22-10-17	7+	DIED BEFORE STOOL			Y	N	Y	DIED	106
278	KHYBER	JAMRUD	FT/34/17/121	F	96	05-11-17	7+	LATE NOTIFIED			N	Y	UK	Y	92
279	WAZIR-N	MIRAN SHAH	FT/64/17/035	F	15	20-09-17	7+	07-10-17	08-10-17	EV	Y	Y	Y	Y	138

* Afp.rec Data as of 05-02-2018

€ Based on recall of parents

60 days Follow-up not done

FUP = Residual Weakness at 60 days follow up.