



**World Health
Organization**

Weekly AFP Surveillance Update Pakistan

Week 04 (*Ended on 26th Jan, 2019*)

National Surveillance Cell

World Health Organization Country Office,
Chak Shahzad, Park Road,
Islamabad, Pakistan

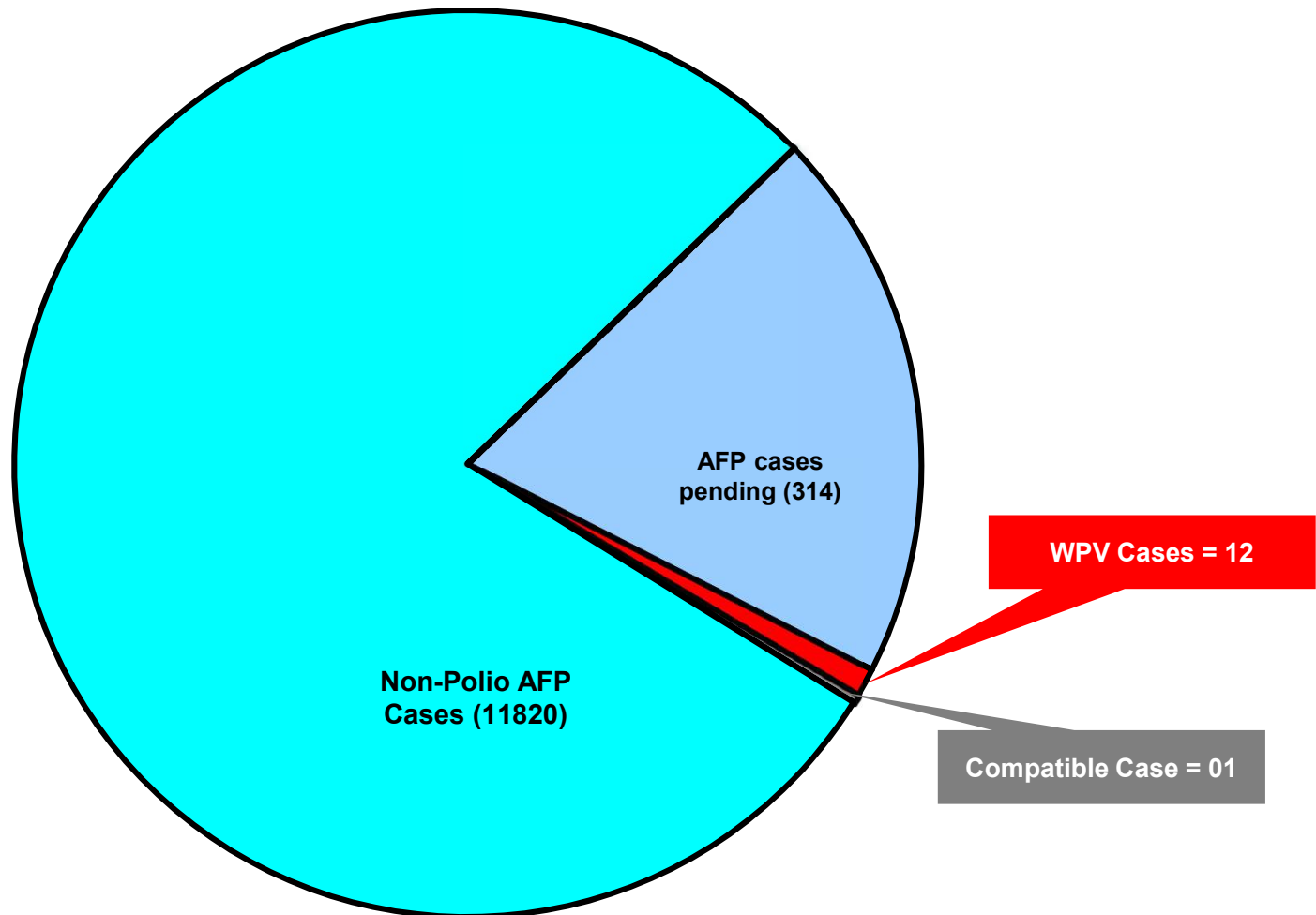
Tel: +92-51 9255123 / 9255282 /9255184

AFP Surveillance



<http://www.emro.who.int/pak/information-resources>

AFP Case Profile, 2018*



Total AFP Cases Reported = 12147

^273 Inadequate cases not due for FUP

^41 AFP Cases pending in Lab

^ 95 AFP Cases pending for classification by ERC

* Afp.rec Data as of 28-01-2019

Table 1.1: List of Confirmed Polio Cases, Pakistan 2018*

S. NO.	PROVINCE/ REGION	DISTRICT	TEHSIL	EPID NO.	SEX	AGE (m)	DATE ONSET OF PARALYSIS	NO. OPV DOSES (based on parents recall)		FEVER	Asymptomatic Paralysis	Rapid Progression	REFUSAL	WPV TYPE	GENETICS
								Routine	SIA's						Cluster
01	BALUCHISTAN	DUKI	DUKI	BN/65/18/003	M	38	08-Mar-18	0	7+	Y	Y	Y	N	NSL1	R4B5C4
02	BALUCHISTAN	DUKI	DUKI	BN/65/18/005	F	18	15-Apr-18	0	7	Y	Y	Y	N	NSL1	R4B5C4D
03	BALUCHISTAN	DUKI	DUKI	BN/65/18/007	M	18	18-May-18	0	3	Y	Y	Y	N	NSL1	R4B5C4D
04	KPAKHTUNKHW	CHARASADA	CHARASADA	KP/31/18/100	M	19	1-Aug-18	3	7+	Y	Y	Y	N	NSL1	R4B5C5B2
05	SINDH	KHIGADAP	GADAP	SD/63/18/041	F	42	22-Sep-18	3	7+	Y	Y	Y	N	NSL1	R4B5C4D
06	KPTD	KHYBER	LANDI KOTAL	TD/34/18/104	F	55	25-Sep-18	0	7	N	Y	Y	N	NSL1	R4B5C5B2
07	KPTD	BAJOUR	WARA MAMOUND	TD/33/18/085	M	84	24-Sep-18	3	7+	Y	N	Y	N	NSL1	R4B5C4D
08	KPTD	BAJOUR	LEO MAMOUND	TD/33/18/094	F	66	07-Oct-18	3	7+	Y	Y	Y	N	NSL1	R4B5C4D
09	KP	LAKKIMRWT	SERAI NAURANG	KP/62/18/129	F	16	16-Dec-18	0	7+	N	Y	Y	N	NSL1	R4B5C5B2
10	KPTD	BAJOUR	SALARZAI	TD/33/18/148	M	30	25-Dec-18	0	0	Y	Y	Y	Y	NSL1	R4B5C4D
11	KPTD	BAJOUR	SALARZAI	TD/33/18/151	F	78	31-Dec-18	0	7	Y	Y	Y	N	NSL1	R4B5C4D
12	KPTD	BAJOUR	SALARZAI	TD/33/18/152	M	36	29-Dec-18	0	7	Y	Y	Y	N	NSL1	R4B5C4D

* Afp.rec Data as of 28-01-2019

Table 3: Urgent/ITD Pending Cases

S. #	Basic information										OPV/IPV doses				Urgent		Prov Diagnosis	Lab update			Remarks
	District	Tier	Tehsil	Union council	Epid number	Date of Onset	Age (VI)	Sex	Date of 1st stool	Stool Adeq	RI	SIA's	Last 6 SIA's	Last dose	IPV	Field		NSC %	Lab No.	Days Inoc	
isolates pending for ITSD																					
1	NOWSHERA *	2	PABBI	AKBARPURA	KP/32/19/002	16-Jan-19	48	F	19-Jan-19	Y	3	7+	6	14-Dec-18	N	N	N	UN NOTICED TRAUMA (with leg)	509	L20B+	
Reported urgent (by field / NSC% criteria)																					
2	LAHORE	3	ALLAMA IQBAL TOWN	UC 120	PB/31/18/409	31-Dec-18	47	M	12-Jan-19	Y	0	6	6	12-Dec-18	N	N	Y	GBS	16676	12	UP
3	BHAKKAR	4	DARYA KHAN	JHAMMAT	PB/44/19/004	12-Jan-19	2	F	15-Jan-19	Y	2	2	4	12-Dec-18	N	N	Y	MENINGITIS	331	10	UP
4	GWURANWALA	4	N.VIRKAN TOWN	MARI	PB/21/19/012	08-Jan-19	5	M	16-Jan-19	Y	1	3	3	11-Dec-18	N	N	Y	MENINGITIS	447	7	UP
5	KHIBALDIA	1	BALDIA	ITTEHAD	SD/61/19/002	09-Jan-19	8	F	16-Jan-19	Y	0	2	2		N	N	Y	AGE WITH HYPOKALEMIA	359	10	UP
6	GHOTKI	2	MIRPUR MATHELO	MIRPUR MATHELO 1	SD/42/19/003	07-Jan-19	4	M	13-Jan-19	Y	2	4	4	10-Dec-18	N	N	Y	ROOF DROP	306	11	UP
7	KHILANDHI	4	LANDHI	MUZAFARABAD	SD/89/19/001	06-Jan-19	5	F	12-Jan-19	Y	2	3	3	12-Dec-18	N	N	Y	HYPOKALEMIA	225	13	UP
8	KHINORTH	4	NORTH	SHAH NAWAZ-	SD/73/19/002	07-Jan-19	3	M	11-Jan-19	Y	2	2	1	14-Dec-18	N	N	Y	MENINGITIS/AGE	230	13	UP

* New addition § New results #Data not available # NSC Criteria = Fever, Rapid Progress, Age < 48 months and OPV Doses < 7 UP = Under process
 Urgent (Field/NSC) / Inadequate specimens / Age 12-35 months / Zero OPV dose UPending for genomic sequencing

Point in time comparison of Polio Cases by Province/Region 2017 - 2018*

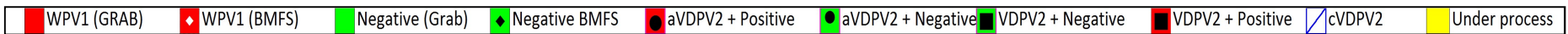
Region/ Province	No. of polio cases		No. of infected districts/towns		Most recent polio case
	2017	2018	2017	2018	
Balochistan	3	3	2	1	18-May-18
Sindh	2	1	2	1	22-Sept-18
Khyber Pakhtunkhwa	1	2	1	2	16-Dec-18
KP-TD	0	6	0	2	31-Dec-18
G-Baltistan	1	0	1	0	13-Feb-17
Punjab	1	0	1	0	28-Jan-17
Pakistan	8	12	7	6	31-Dec-18

Twenty five additional districts / towns declared infected based on environmental samples in 2018

* Afp.rec Data as of 28-01-2019

Environmental Surveillance Results, Pakistan (Last 52 Weeks)

Sites	Proportion of WPV samples					2018																																															2019															
	2014	2015	2016	2018	2019	Last 52 Weeks					Jan		Feb		Mar					Apr					May					Jun					Jul					Aug					Sep					Oct					Nov					Dec					Jan			
	%	%	%	%	n	%	n	%	n	5	6	7	8	9	10	11	12	13	14	15	16	17	18	19	20	21	22	23	24	25	26	27	28	29	30	31	32	33	34	35	36	37	38	39	40	41	42	43	44	45	46	47	48	49	50	51	52	1	2	3	4							
CORE RESERVOIRS	23	8	8	6	10	75	9	34	77																																																											
BALUCHISTAN	48	31	29	29	34	67	5	33	23																																																											
QUETTA	42	42	29	26	12	100	1	40	14																																																											
Tawoos Abad	25	33	13	50	6	100	1	50	6																																																											
Kili Jattak	42	58	0	0	1	0	0	33	4																																																											
Surpul	58	33	38	25	3	0	0	36	4																																																											
Railway Pul site (RP)			38	17	2	0	0	0	0																																																											
KABDULAH	83	13	25	54	13	100	1	35	8																																																											
Army Kaziba	100	18	17	67	8	100	1	42	5																																																											
Hadi Packet	50	8	33	42	5	0	0	27	3																																																											
PISHIN			50	42	5	0	0	8	1																																																											
TURWA Pishin			50	42	5	0	0	8	1																																																											
KP	59	20	12	5	8	50	1	77	23																																																											
PESHAWAR	59	35	27	35	8	50	1	77	23																																																											
Lara Ma	50	31	8	0	0	0	0	73	8																																																											
Shaheen Town	67	67	75	67	8	100	1	100	12																																																											
Naray Khwar Palosi Pul					0	0	0	43	3																																																											
KARACHI	47	28	10	33	49	86	6	24	31																																																											
KHI (BALDIA)	50	8	4	18	2	100	1	25	3																																																											
Muhammad Khan Colony				18	2	100	1	25	3																																																											
KHI (G.IQBAL)	54	27	8	27	6	0	0	5	1																																																											
Chakora Nulla	42	17	0	36	4	0	0	9	1																																																											
Rashid Minhas Rd	67	40	17	18	2	0	0	0	0																																																											
KHI (GADAAP)	51	33	11	62	21	100	3	50	18																																																											
Khamiso Goth	42	25	8	27	3	100	1	8	1																																																											
Macchar Colony	45	50	17	83	10	100	1	83	10																																																											
Sorab Goth	67	50	8	73	8	100	1	58	7																																																											
KHI (LANDHI)			17	64	7	0	0	18	2																																																											
Bakhtawar Village			17	64	7	0	0	18	2																																																											
KHI (KORANGI)			0	9	1	0	0	10	1																																																											
Composit Korangi Nalla			0	9	1	0	0	10	1																																																											
KHI (SITE)			0	45	5	100	1	17	2																																																											
Orangi Nalla			0	45	5	100	1	17	2																																																											
KHI (SADDAR)			0	45	5	100	1	17	2																																																											
Hijrat Colony PIDC Nalla			0	45	5	100	1	17	2																																																											
KHI (LIAQUAT)			0	45	5	0	0	17	2																																																											
Haji Mureed Goth			0	45	5	0	0	17	2																																																											
PAKISTAN	35	20	13	20	139	59	13	22	145																																																											



Environmental Surveillance Results, Pakistan (Last 52 Weeks)




Table 2: LAB Update 2018*

Month of onset	Cases	Cases under process			Negative cases	NPEV positive	NPEV %	Within 14 days	Positive cases		
		Culture	ITD	SEQ					Wild	Vaccine	VDPV
January	1010	0	0	0	843	91	9%	99%	0	76	0
February	893	0	0	0	714	105	12%	100%	0	74	0
March	969	0	0	0	768	172	18%	95%	1	28	0
April	984	0	0	0	735	217	22%	30%	1	31	0
May	993	0	0	0	721	241	24%	97%	1	30	0
June	782	0	0	0	583	181	23%	100%	0	18	0
July	927	0	0	0	586	314	34%	99%	0	27	0
August	978	0	0	0	617	322	33%	99%	1	38	0
September	1019	0	0	0	668	286	28%	100%	3	62	0
October	1032	0	0	0	781	229	22%	99%	1	21	0
November	1127	2	0	0	887	162	14%	100%	0	76	0
December	1124	51	0	0	919	96	9%	99%	4	54	0
Pakistan	11838	53	0	0	8822	2416	20%	93%	12	535	0

Table 2.1: LAB Update 2019*

Month of onset	Cases	Cases under process			Negative cases	NPEV positive	NPEV %	Within 14 days	Positive cases		
		Culture	ITD	SEQ					Wild	Vaccine	VDPV
January	616	470	1	0	138	7	1%	100%	0	0	0

* Data as of Jan 28, 2019

Comparison of Environmental Sampling Results, 2017-19*

DISTRICT	2017					2018					2019					Last
	TOTAL	WILD				TOTAL	WILD				TOTAL	WILD				
		GRAB	BMFS	TOTAL			GRAB	BMFS	TOTAL			GRAB	BMFS	TOTAL		
				n	%				n	%				n	%	
LAHORE	63	1		1	2%	60	12		12	20%	2	2		2	100%	12-Jan-19
MULTAN	36	1		1	3%	37			0	0%	1			0	0%	9-Jan-17
DGKHAN	36			0	0%	25	1	1	2	8%	1			0	0%	12-Sep-18
RAWALPINDI	26	6	2	8	31%	25	14	1	15	60%	2	2		2	100%	10-Jan-19
FAISALABAD	23			0	0%	24			0	0%	1			0	0%	2-Jul-16
SARGODHA	12			0	0%	12			0	0%				0		
BAHAWALPUR	12			0	0%	12			0	0%				0		
RAJANPUR						12			0	0%				0		
CDA	12	5		5	42%	12	7		7	58%	1			0	0%	10-Nov-18
KHIGIQBAL	26	5	1	6	23%	24	1		1	4%				0		13-Sep-18
KHIGADAP	36	21		21	58%	38	13	2	15	39%	3	3		3	100%	15-Jan-19
KHIBALDIA	12	2		2	17%	12	2		2	17%	1	1		1	100%	2-Jan-19
KHILANDHI	12	7		7	58%	12	3		3	25%				0		30-Jul-18
KHIKORANGI	12	1		1	8%	11	1		1	9%				0		14-Dec-18
KHISITE	12	5		5	42%	12	2		2	17%	1	1		1	100%	3-Jan-19
KHISADDAR						11	1		1	9%	1	1		1	100%	7-Jan-19
KHILIAQAT						11	2		2	18%	1			0	0%	7-Nov-18
SUKKUR	32	1	1	2	6%	25	1	1	2	8%				0		9-Nov-18
HYDERABAD	12			0	0%	12	1		1	8%				0		9-Feb-18
JACOBABAD	15	3	1	4	27%	14	2	1	3	21%				0		12-Sep-18
SANGHAR	12			0	0%	1			0	0%				0		
DADU	12			0	0%	12			0	0%	1			0	0%	
KAMBAR	12	1		1	8%	12	3		3	25%	1			0	0%	9-Jul-18
PESHAWAR	27	6	2	8	30%	34	22	1	23	68%	1	1		1	100%	11-Jan-19
DIKHAN	23			0	0%	24			0	0%	1			0	0%	16-Jul-16
BANNU	12			0	0%	13	3	1	4	31%				0		27-Dec-18
KOHAT	10			0	0%	13	5		5	38%				0		27-Sep-18
CHARSADA	12			0	0%	12			0	0%				0		
MARDAN	12			0	0%	12	2		2	17%				0		15-Nov-18
NOWSHERA	12			0	0%	12	2		2	17%				0		18-Oct-18
KABDULAH	24	13		13	54%	24	8		8	33%	1	1		1	100%	1-Jan-19
QUETTA	49	11	1	12	24%	49	13		13	27%	1	1		1	100%	12-Jan-19
PISHIN	12	5		5	42%	12	1		1	8%	1			0	0%	2-Dec-18
KHUZDAR	12			0	0%	12			0	0%				0		
LORALAI	12	3		3	25%	12	2		2	17%				0		17-Aug-18
ZHOB	12	1		1	8%	12			0	0%				0		18-Dec-17
WAZIR-S						9	2		2	22%				0		27-Dec-18
BAJOUR						9	5		5	56%				0		25-Oct-18
KURRAM						2			0	0%				0		
PAKISTAN	654	98	8	106	16%	687	131	8	139	20%	22	13	0	13	59%	15-Jan-19

New Positive Samples: 2019

* Afp.rec Data as of 28-01-2019

WPV and cVDPV Cases by District in 2018

PROVINCE	DISTRICT	WPV Cases		cVDPV Cases	
		Onset of Last Case	Cases	Onset of Last Case	Cases
SINDH	KHIGADAP	22-Sep	1		
KPTD	KHYBER	25-Sep	1		
KPTD	BAJOUR	31-Dec	5		
KP	CHARSADA	1-Aug	1		
KP	LAKKIMRWT	16-Dec	1		
BALUCHISTAN	DUKKI	18-May	3		
PAKISTAN		31-Dec	12		

Map 2.1: Point in Time Comparison of Wild Polio virus, Compatible and cVDPV2 isolates

Infected districts/Towns/Agencies/Areas

On the basis of WPV isolation

- WPV cases = 07
- Sewage water = 15 (no WPV case)
- Total = 22

2017

Source

AFP Surveillance

- P1 = 08
- Compatible = 02
- cVDPV Cases = -
- cVDPV Env = -

Sewage water

- Grab = 98
- BMFS = 08

Infected districts/Towns/Agencies/Areas

On the basis of WPV isolation

- WPV cases = 06
- Sewage water = 25 (no WPV case)
- Total = 31

2018

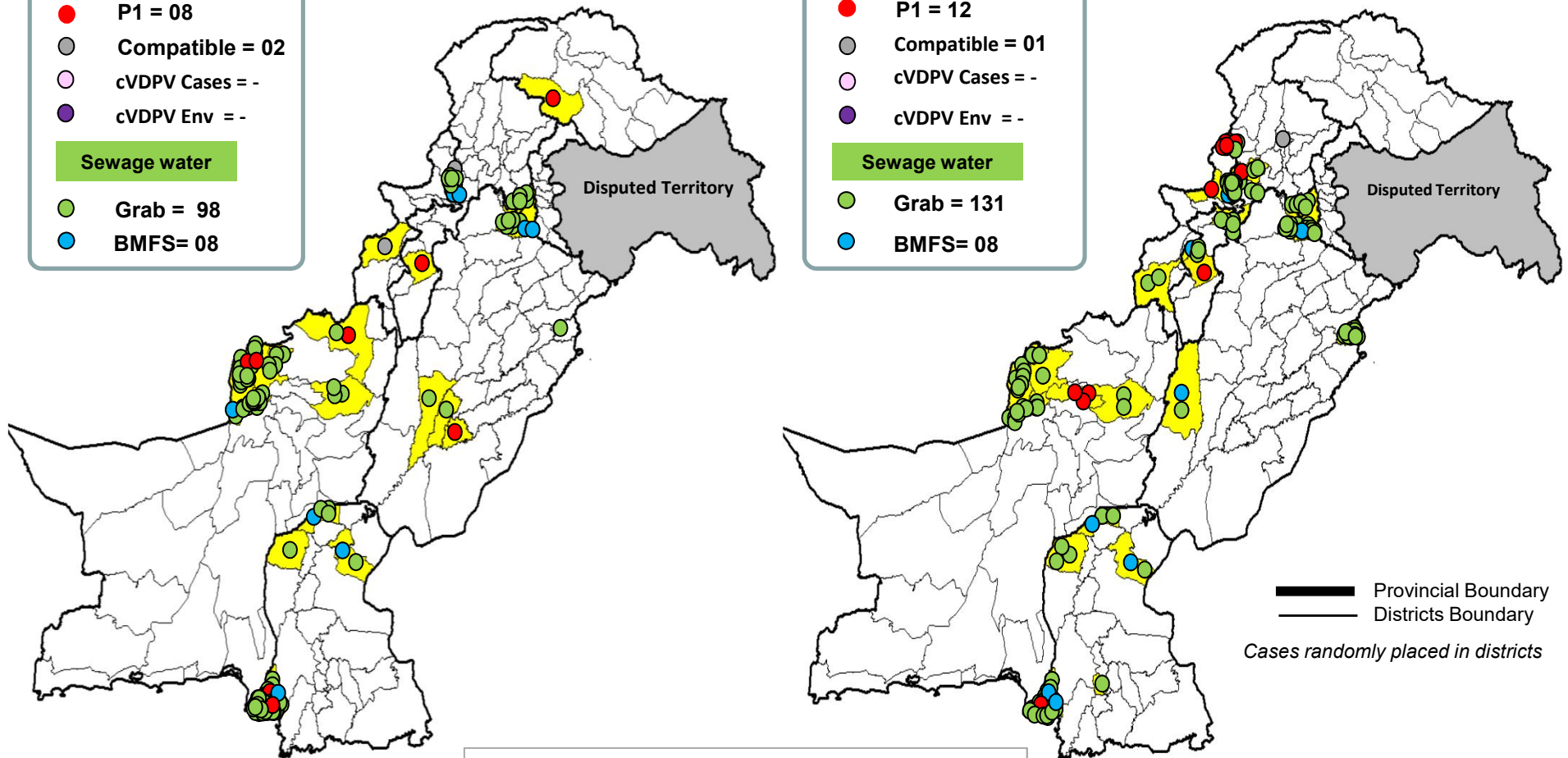
Source

AFP Surveillance

- P1 = 12
- Compatible = 01
- cVDPV Cases = -
- cVDPV Env = -

Sewage water

- Grab = 131
- BMFS = 08



— Provincial Boundary
 — Districts Boundary

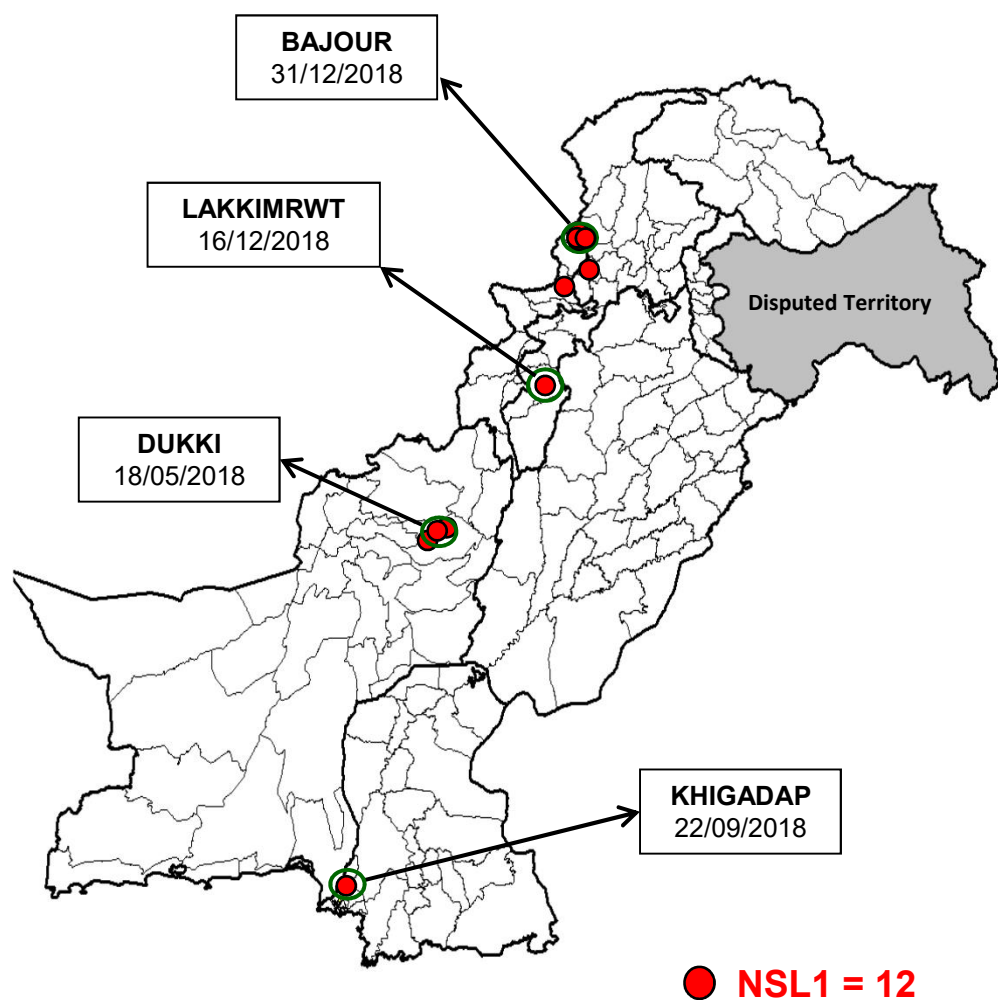
Cases randomly placed in districts

Thirteen Environmental samples are positive in 2019

* Afp.rec Data as of 28-01-2019

Map1: Distribution of Wild Polio Cases Pakistan 2017-2018*

Districts/Towns with Wild Polio Cases = 06



Province/ Country	Date of Last Case		Number of cases 2017		Number of cases 2018	
	P1	P3	P1	P3	P1	P3
KP-TD	Dec, 2018	Apr, 2012	-	-	06	-
KHYBER-PAKHTUNKHWA	Dec, 2018	Oct, 2010	01	-	02	-
SINDH	Sep, 2018	Jan, 2010	02	-	01	-
BALUCHISTAN	May, 2018	Apr, 2010	03	-	03	-
PUNJAB	Jan, 2017	Jun, 2010	01	-	-	-
AJK	Jun, 2000	Jun, 2000	-	-	-	-
GILGIT-BALTISTAN	Feb, 2017	-	01	-	-	-
ISLAMABAD	Sep, 2008	Sep, 2008	-	-	-	-
PAKISTAN	Dec, 2018	Apr, 2012	08	-	12	-

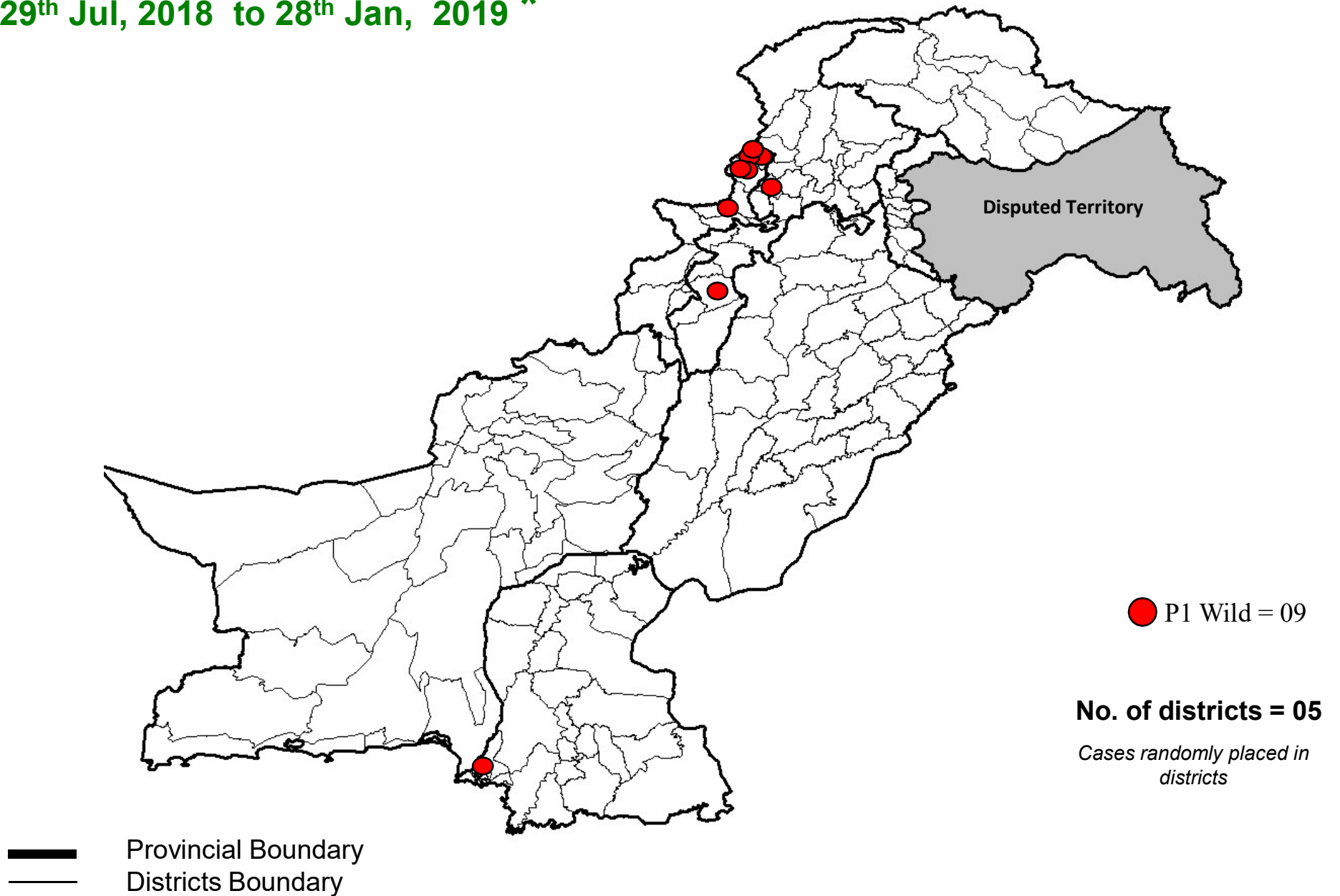
- District with last polio case in province
- Provincial Boundary
- Districts Boundary

Cases randomly placed in districts

* Afp.rec Data as of 28-01-2019

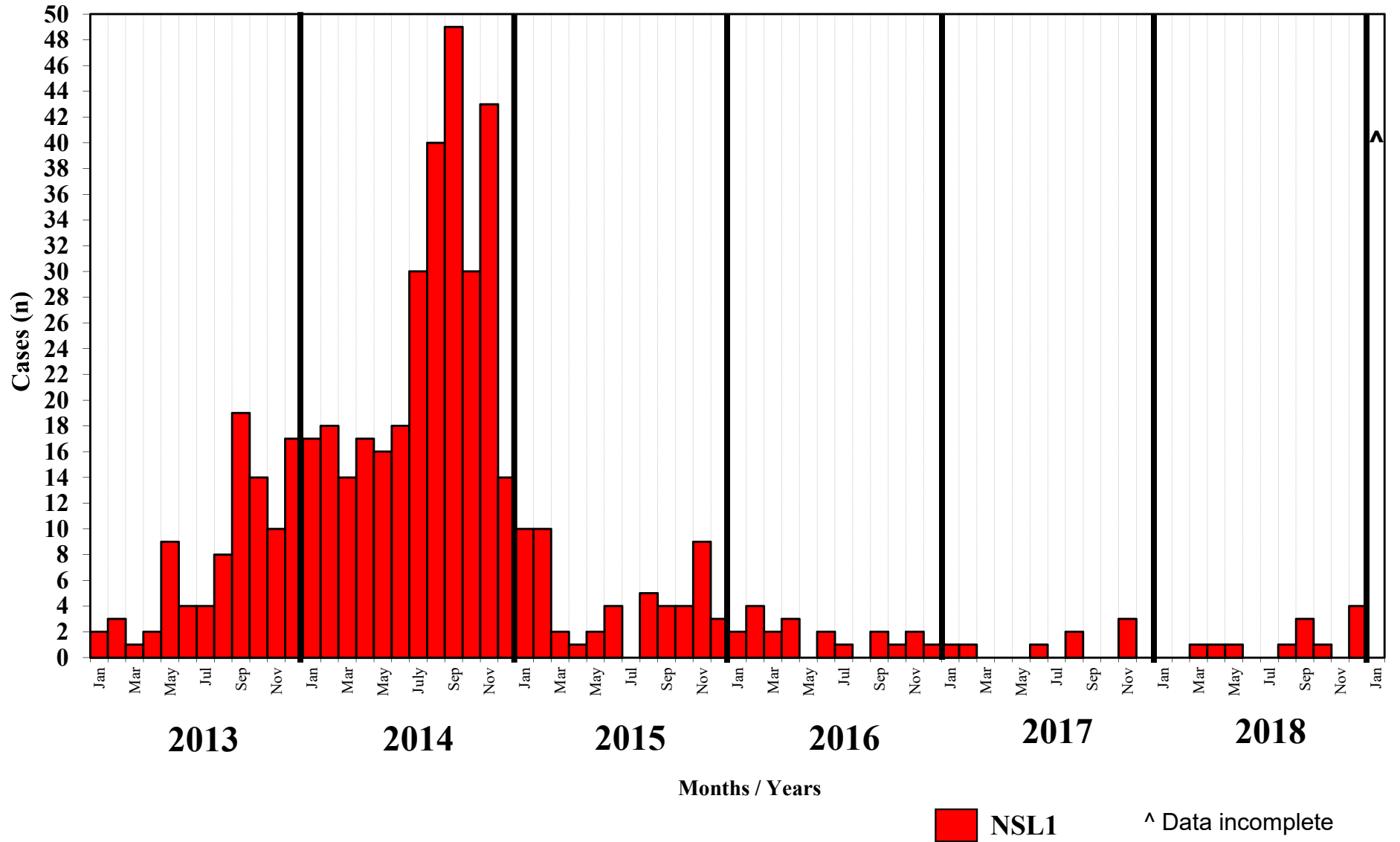
Map 3: Wild Polio cases in the last 6 months

29th Jul, 2018 to 28th Jan, 2019 *



* Afp.rec Data as of 28-01-2019

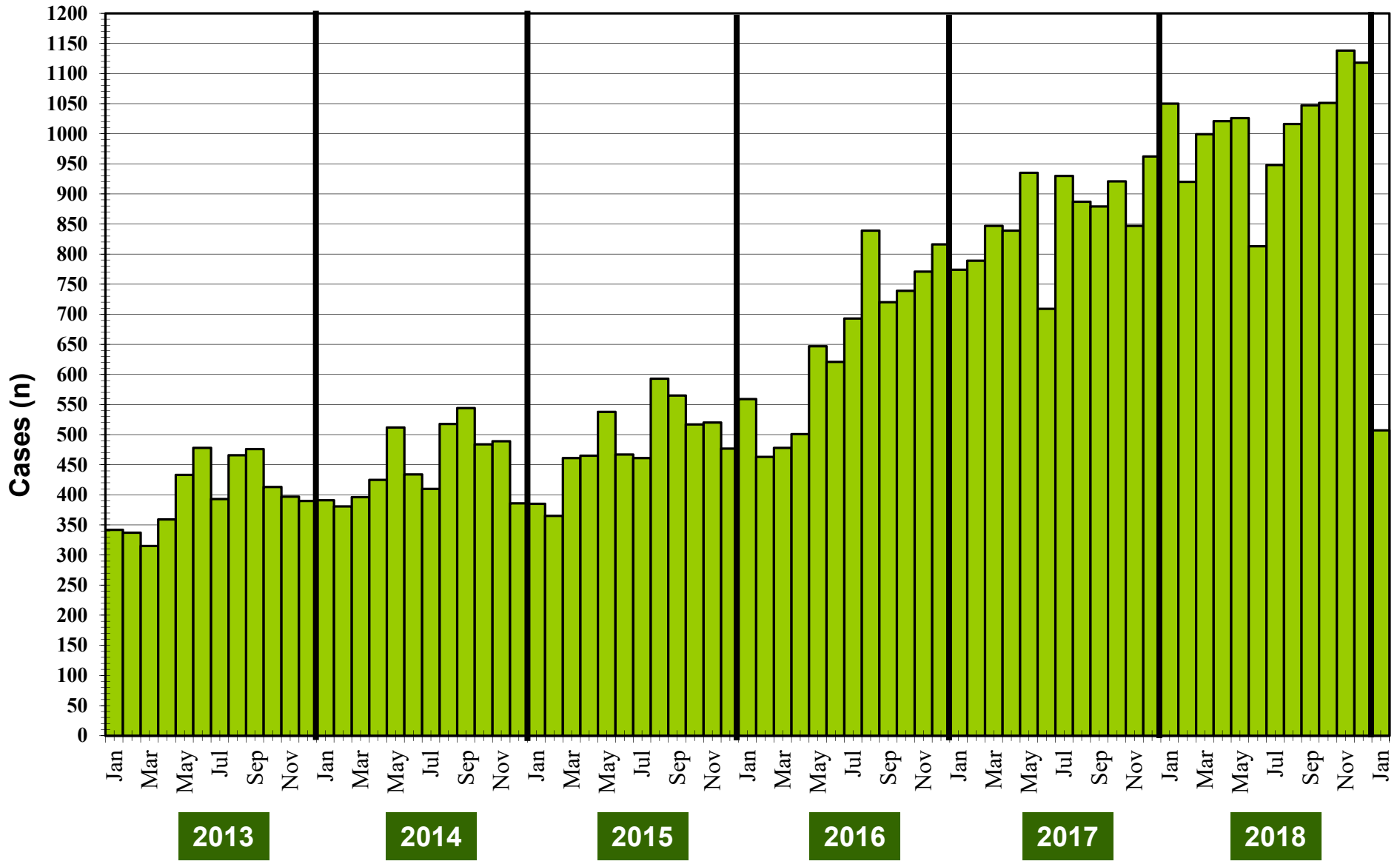
Confirmed Polio Cases 2013-2019*



* Afp.rec Data as of 28-01-2019

Graph 1: Distribution of AFP Cases by Month, Pakistan 2013-2019*

2019



* Afp.rec Data as of 28-01-2019

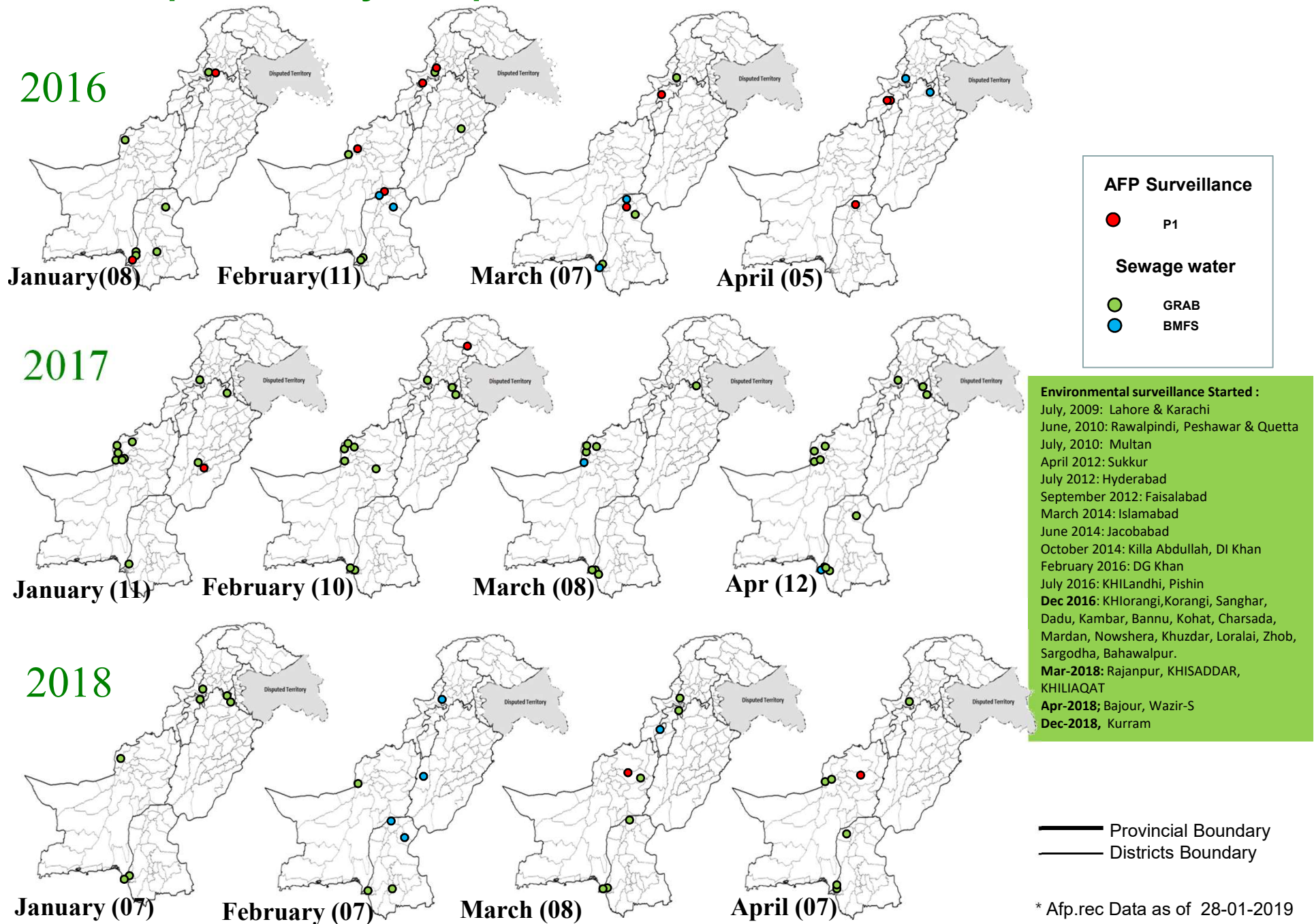
**Table 4: Distribution of AFP Cases By Week of Onset [^]
Pakistan- 2018-19* [Week number / Ending on]**

PROVINCE	W 41 13 Oct 2018	W 42 20 Oct 2018	W 43 27 Oct 2018	W 44 03 Nov 2018	W 45 10 Nov 2018	W 46 17 Nov 2018	W 47 24 Nov 2018	W 48 01 Dec 2018	W 49 08 Dec 2018	W 50 15 Dec 2018	W 51 22 Dec 2018	W 52 29 Dec 2018	W 01 05 Jan 2019	W 02 12 Jan 2019	W 03 19 Jan 2019
PUNJAB	107	103	108	110	115	118	116	118	116	113	92	104	69	105	48
SINDH	48	60	43	46	44	45	51	59	58	69	45	30	42	41	25
KPAKHTUNKHWA	52	63	47	49	82	55	59	68	67	63	51	56	33	45	23
KPTD	23	17	11	15	22	15	11	8	20	10	11	11	9	12	2
BALUCHISTAN	11	16	7	6	13	15	10	6	26	12	6	5	4	12	2
AJK	3	7	5	8	4	5	3	8	4	2	8	6	4	5	5
GBALTISTAN	1	1	1	2	1	1	3	3	4	3	0	1	3	2	0
ISLAMABAD	6	3	6	4	3	2	5	2	4	6	1	3	3	7	6
PAKISTAN	251	270	228	240	284	256	258	272	299	278	214	216	167	229	111

* Afp.rec & Afplab.rec: Data as of 28-01-2019

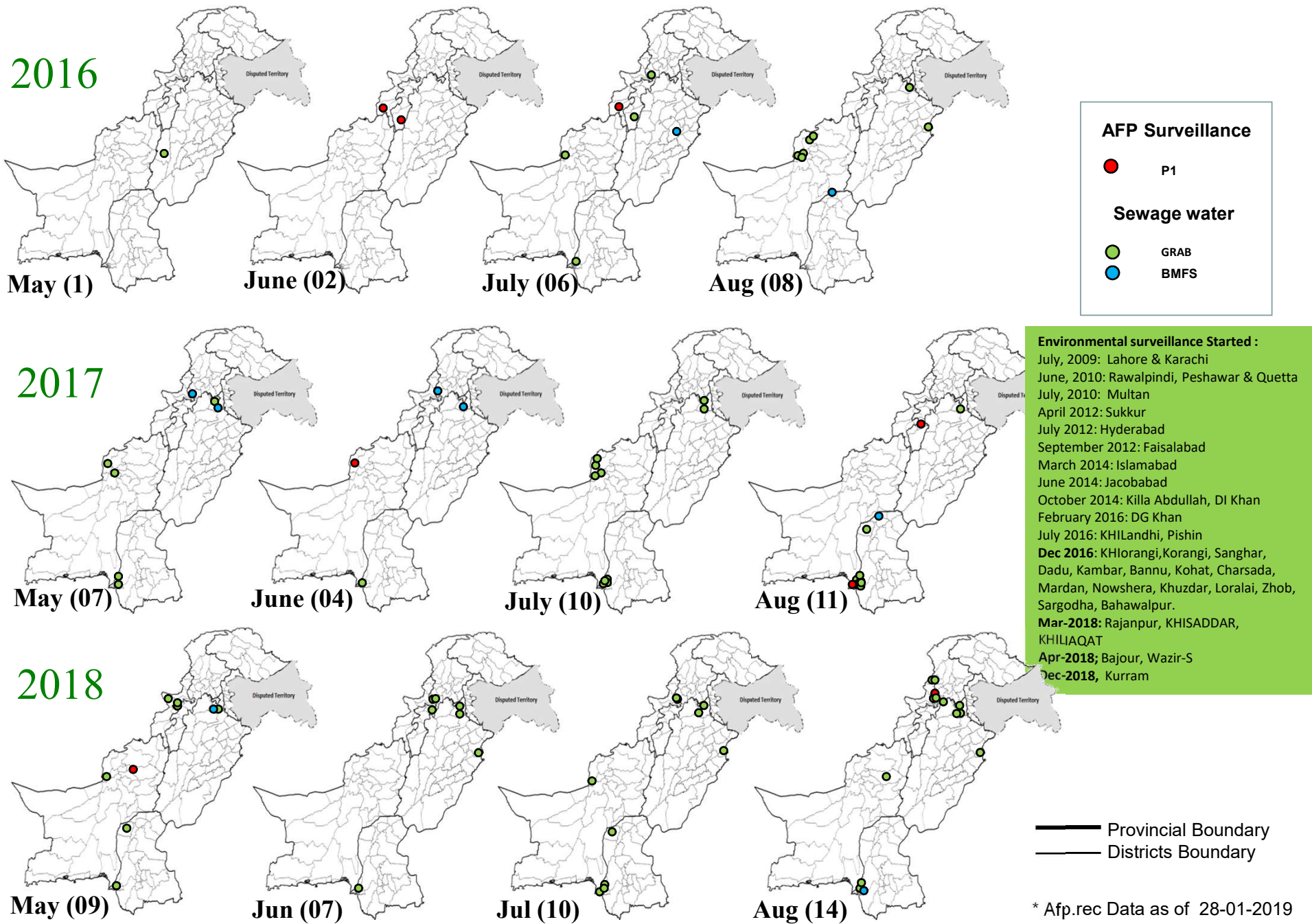
[^] MMWR Epidemiological Weeks

Map 4: Monthly Comparison of Polio Cases/Isolates 2016-2018*



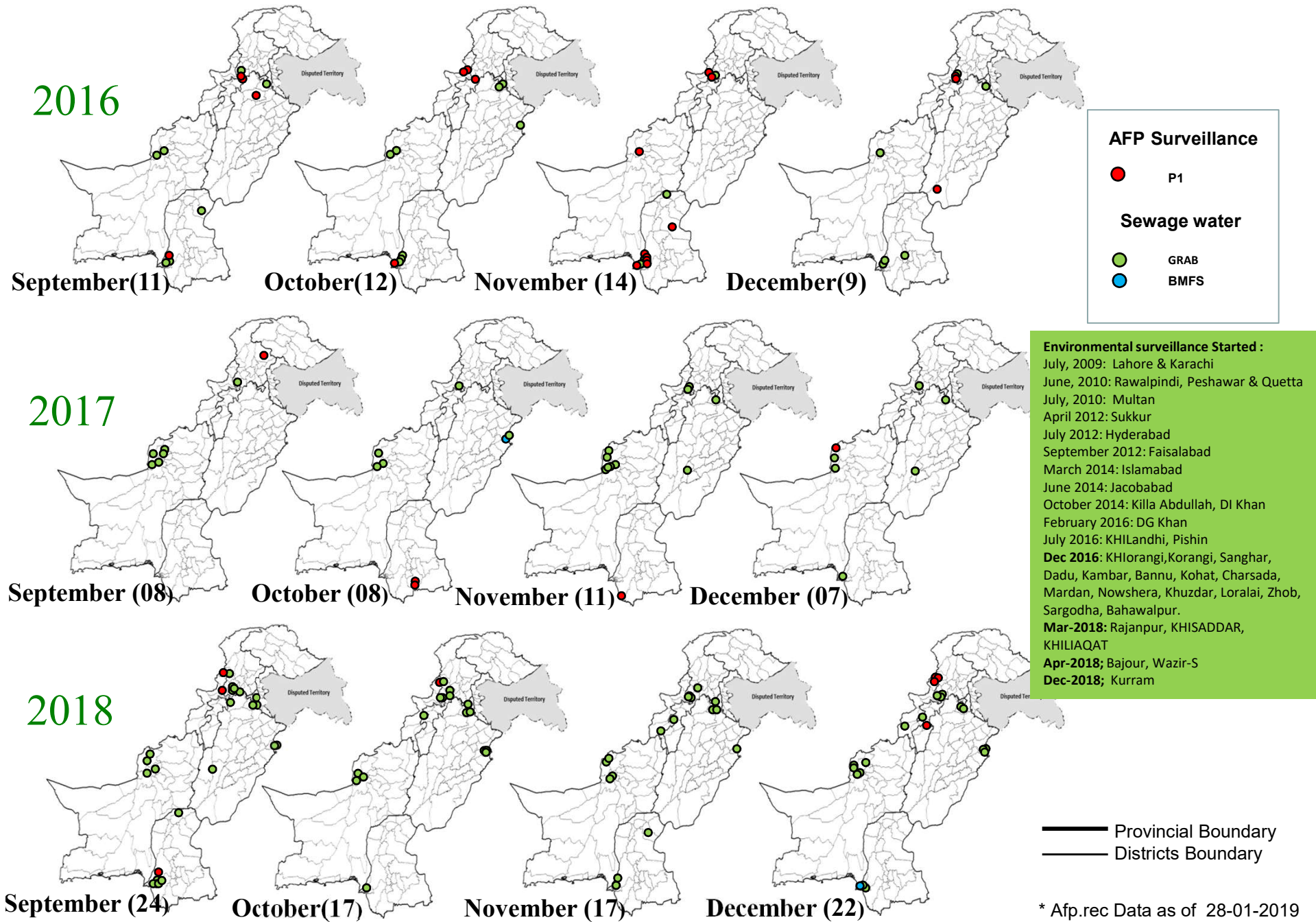
* Afp.rec Data as of 28-01-2019

Map 4.1: Monthly Comparison of Polio Cases/Isolates 2016-2018*



* Afp.rec Data as of 28-01-2019

Map 4.2: Monthly Comparison of Polio Cases/Isolates 2016-2018*



* Afp.rec Data as of 28-01-2019

Table 5: Polio Eradication Update, Pakistan 2015-2018*

Province/Region	Polio 1			
	2015	2016	2017	2018
KP-TD	16	02	-	06
KP	17	08	01	02
SINDH	12	08	02	01
PUNJAB	02	-	01	-
BALUCHISTAN	07	02	03	03
AJK	-	-	-	-
Gilgit-Baltistan	-	-	01	-
ISLAMABAD	-	-	-	-
PAKISTAN	54	20	08	12

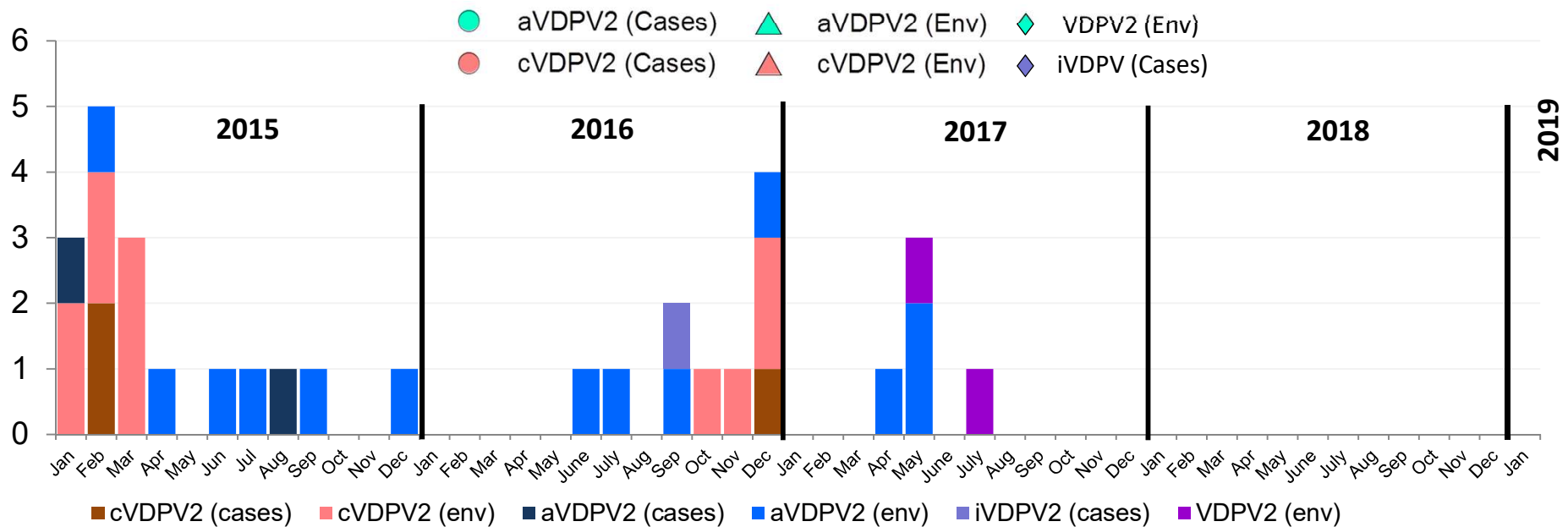
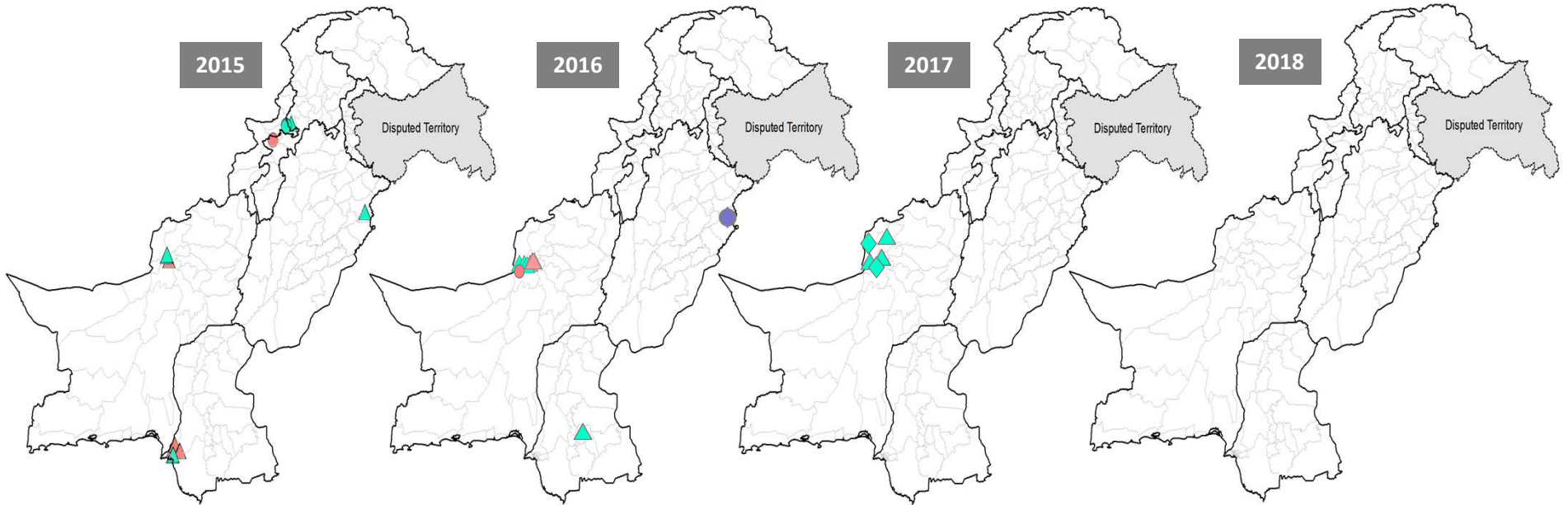


* Afp.rec Data as of 28-01-2019

VDPV2 isolates, 2014 to 2018*

DISTRICT	2014				2015				2016					2017					2018			
	aVDPV-2		cVDPV-2		aVDPV-2		cVDPV-2		aVDPV-2		iVDPV-2		cVDPV-2		VDPV2		aVDPV-2		cVDPV-2			
	Cases	Env	Cases	Env	Cases	Env	Cases	Env	Cases	Env	Cases	Env	Cases	Env	Env	Cases	Env	Cases	Env			
JAFARABAD																						
MASTUNG																						
PISHIN														1								
QUETTA					2		1			3			1	4		2				1		
KABDULAH																				1		
BALOCHISTAN					2		1			3			1	4		3				2		
KHYBER	1		2		1		1															
MOHMAND																						
WAZIR-N	2		7																			
WAZIR-S	1																					
KP-TD	4		17		1		1															
FR BANNU			8																			
BANNU			1																			
HANGU							1															
LAKKIMRWT			1																			
PESHAWAR			1				1															
KPAKHTUNKHWA			3		1		1															
LAHORE	1						1						1									
PUNJAB	1				1					1												
KAMBAR																						
KHIGADAP			2	1	7															6		
KHIGIQBAL			1					2														
KHIGULBERG							1															
HYDERABAD													1									
SINDH			3	1	7			1	2	6			1									
PAKISTAN	5	3	21	7	2	6	2	7		4	1		1	4		3			2			

VDPV isolates (Cases + ES), 2015 – 2019*



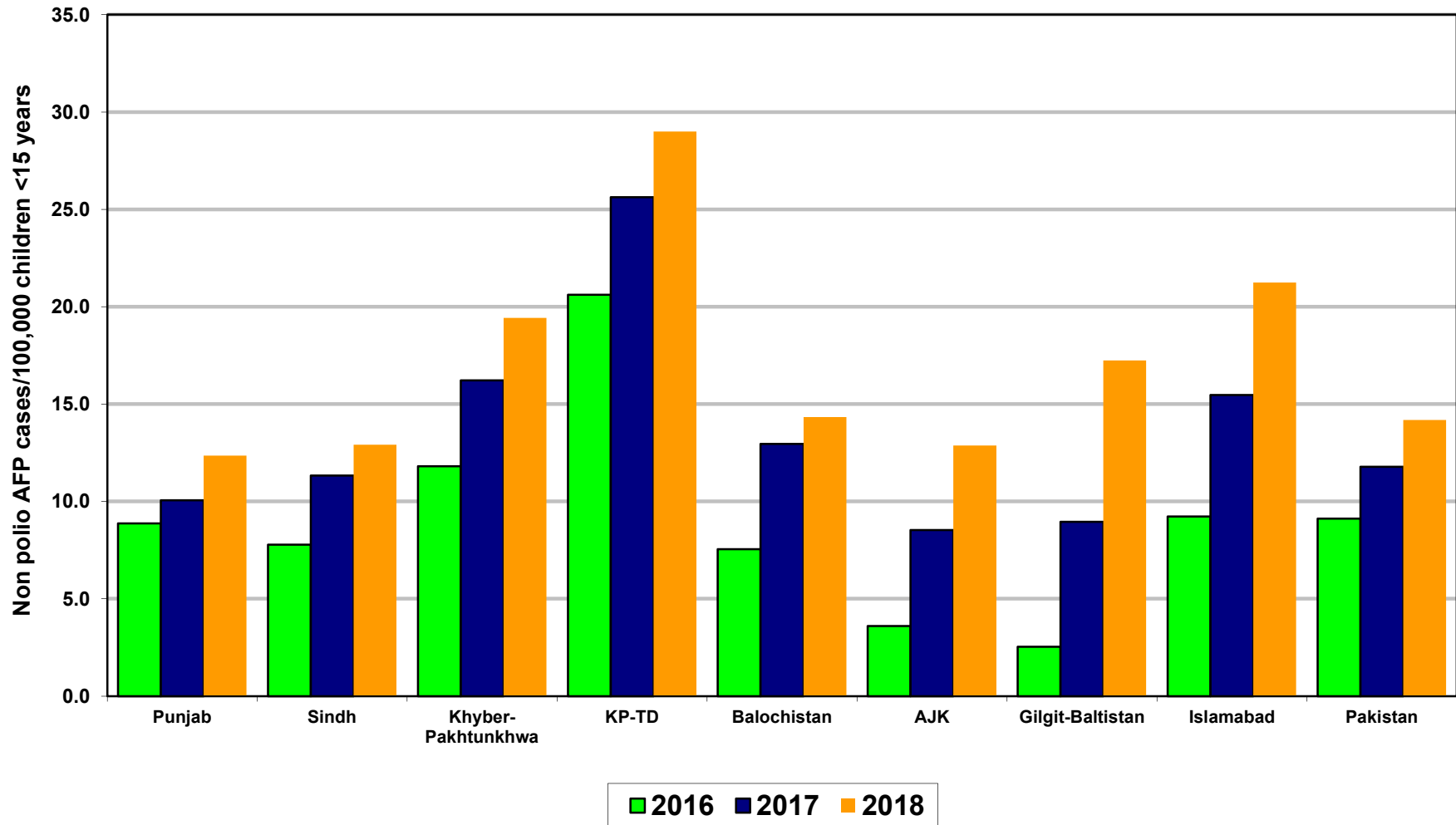
* Afp.rec Data as of 28-01-2019

Table 6: Vaccination status of non polio AFP cases age 6-59 months 2016-2018*

REGION	0 dose			1-2 doses			3 doses			4-6 doses			7+ doses		
	16	17	18	16	17	18	16	17	18	16	17	18	16	17	18
Central Punjab	0%	0%	0%	0%	0%	0%	1%	1%	1%	3%	3%	3%	97%	96%	97%
North Punjab	0%	0%	0%	0%	0%	0%	0%	1%	1%	2%	2%	3%	98%	97%	96%
South Punjab	0%	0%	0%	0%	0%	0%	0%	0%	0%	2%	2%	2%	98%	98%	98%
PUNJAB	0%	0%	0%	0%	0%	0%	0%	1%	1%	2%	2%	2%	97%	97%	97%
Karachi	0%	1%	0%	1%	1%	1%	1%	1%	2%	5%	7%	4%	93%	91%	93%
North Sindh	0%	0%	0%	0%	0%	0%	0%	0%	0%	5%	3%	2%	94%	97%	97%
South Sindh	0%	0%	0%	1%	0%	0%	1%	1%	1%	6%	4%	3%	92%	95%	96%
SINDH	0%	0%	0%	1%	0%	0%	1%	0%	1%	5%	4%	3%	93%	95%	96%
Central Khyber Pakhtunkhwa	0%	0%	0%	0%	1%	0%	0%	0%	0%	1%	1%	1%	98%	98%	98%
North Khyber Pakhtunkhwa	0%	0%	0%	1%	1%	1%	0%	1%	0%	3%	4%	2%	96%	94%	96%
South Khyber Pakhtunkhwa	1%	0%	3%	2%	2%	0%	1%	2%	0%	3%	5%	4%	94%	91%	93%
Khyber Pakhtunkhwa	0%	0%	1%	1%	1%	0%	0%	1%	0%	2%	3%	2%	96%	95%	97%
KP-TD	0%	0%	0%	2%	0%	0%	1%	1%	0%	9%	8%	2%	89%	91%	97%
Rest of Balochistan	7%	3%	1%	7%	9%	5%	2%	4%	2%	23%	13%	16%	62%	71%	76%
North Balochistan	0%	4%	0%	3%	6%	3%	3%	2%	0%	10%	10%	13%	83%	78%	85%
Quetta Block	1%	0%	3%	1%	1%	1%	4%	0%	0%	10%	7%	4%	83%	92%	92%
BALUCHISTAN	2%	2%	1%	3%	4%	3%	3%	3%	1%	13%	10%	10%	80%	82%	86%
PAKISTAN	0%	0%	0%	1%	1%	0%	1%	1%	1%	4%	4%	3%	95%	95%	96%

* Afp.rec Data as of 28-01-2019

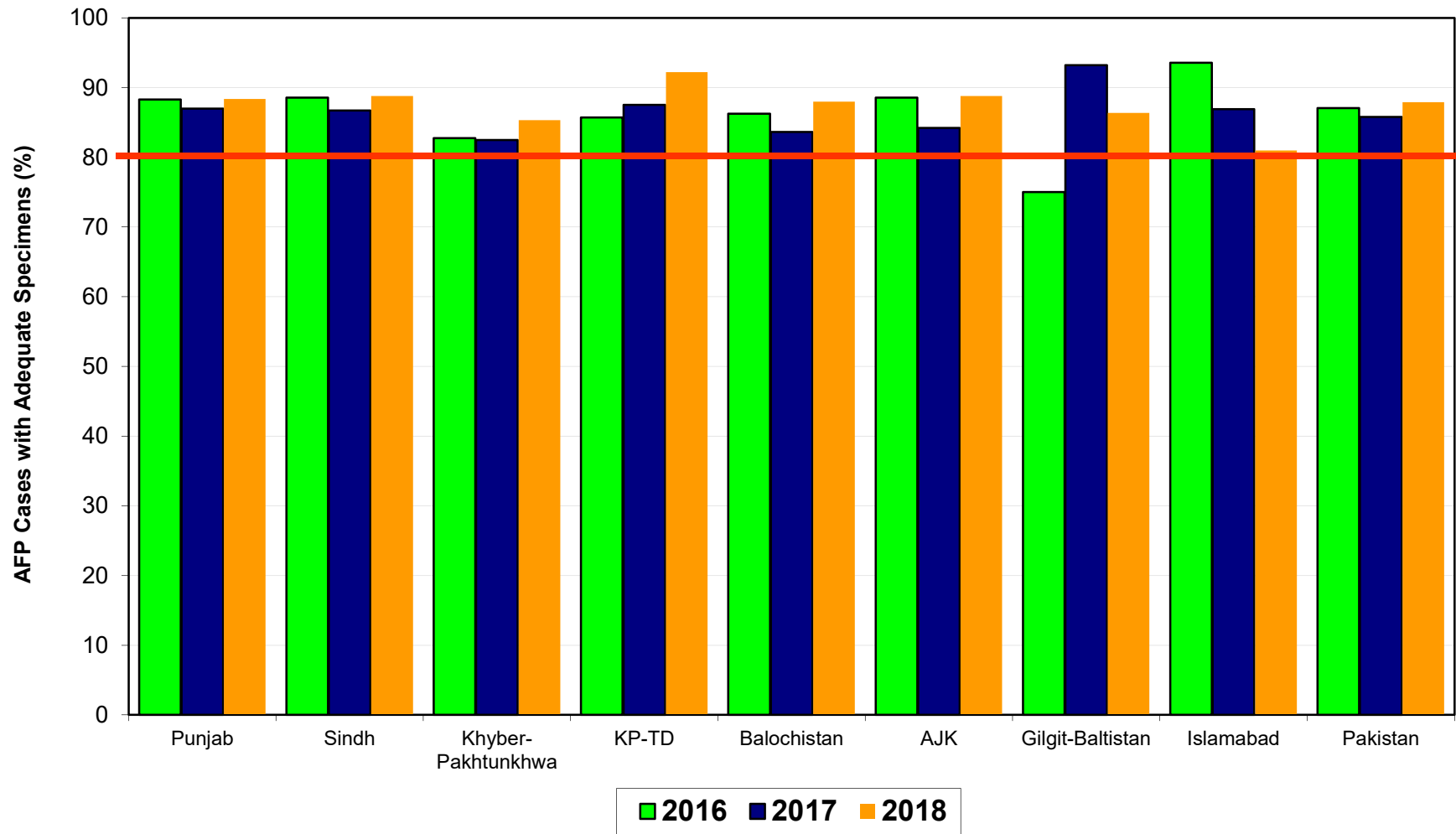
Non Polio AFP Rate By Province/Regions, 2016-2018*



Minimum Target Non-Polio AFP Rate is 6/100000 < 15 years of the age

* Afp.rec Data as of 28-01-2019

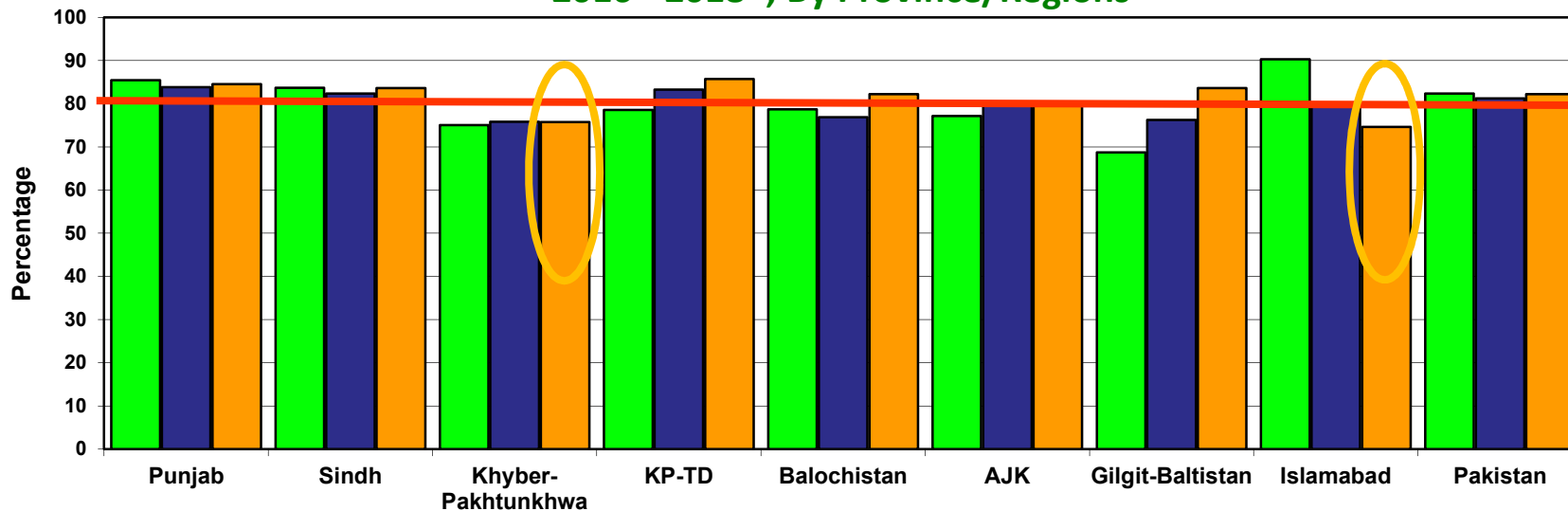
Percent AFP Cases with Adequate Specimens By Province/Regions, 2016-2018*



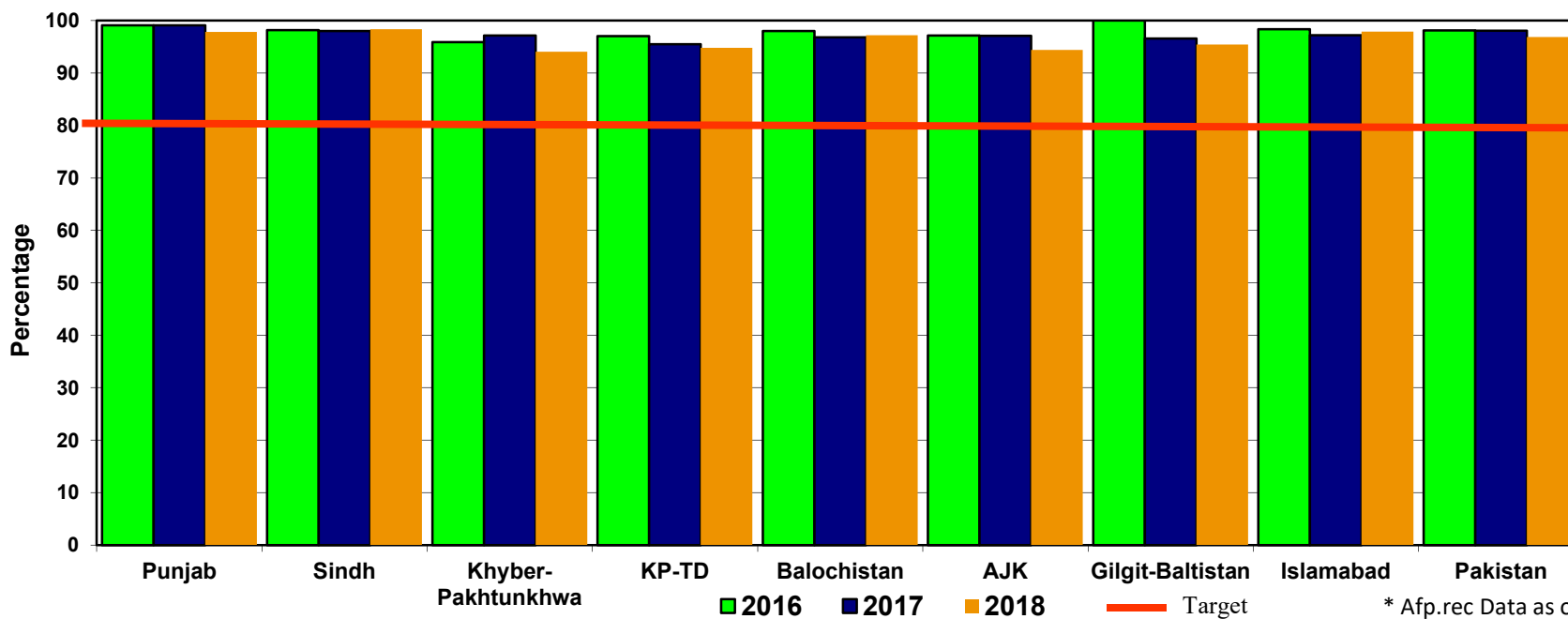
* Afp.rec Data as of 28-01-2019

— Target Adequate Sample cases = 80%

**Graph 5: Percent AFP Cases Notified within 07 days of paralysis onset
2016 - 2018*; By Province/Regions**

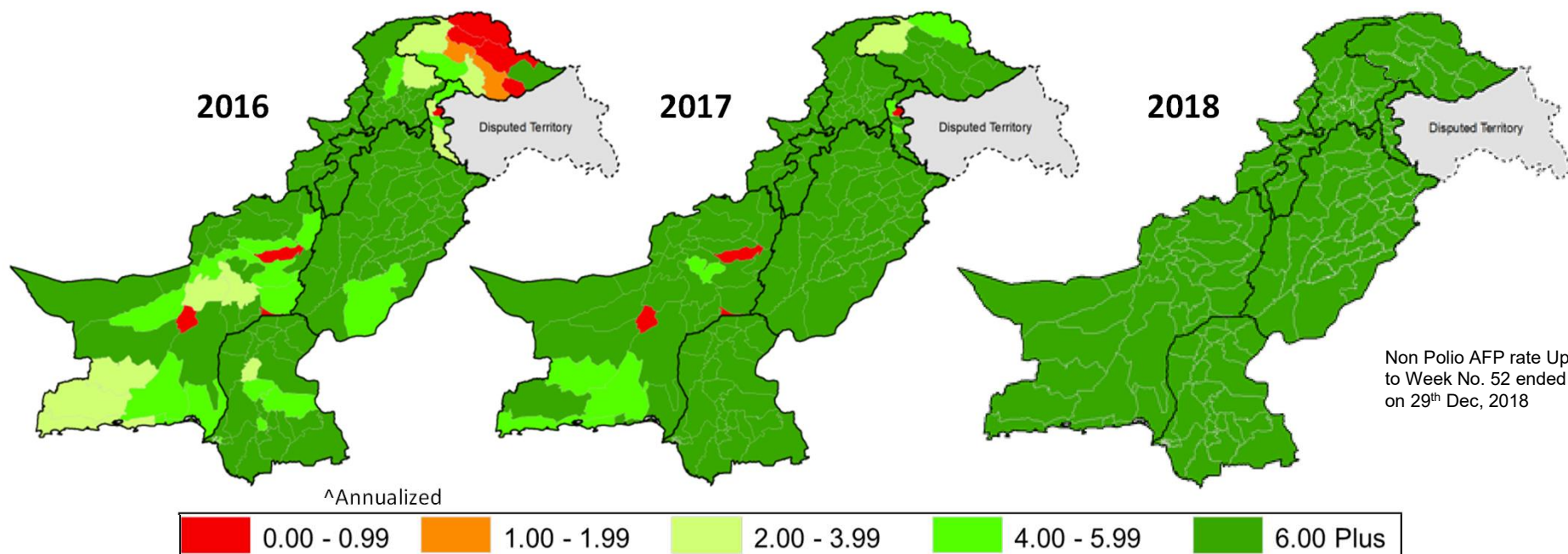


**Graph 6: Percent AFP Cases Investigated within 48 hours of notification
2016 ~ 2018*; By Province/Regions**

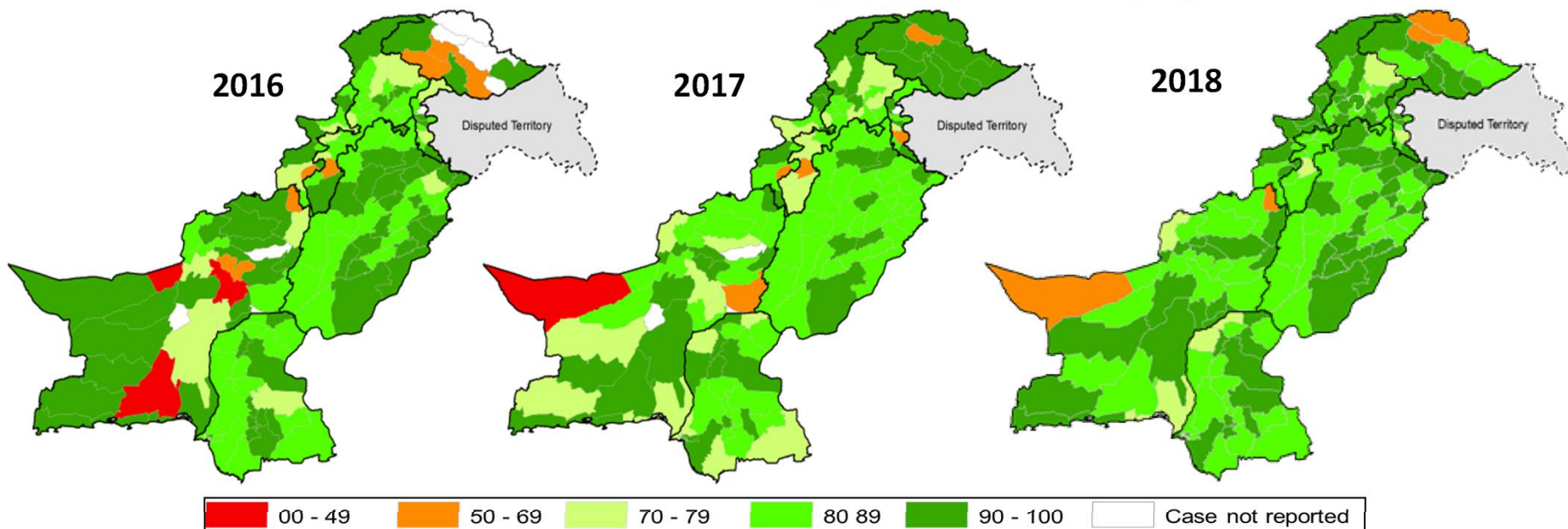


* Afp.rec Data as of 28-01-2019

Non-Polio ^ AFP Rate by District



Percent AFP Cases with Adequate Specimens, by District



**Table 7.4: AFP CASES PENDING FOR CLASSIFICATION
WITH DATE OF ONSET MORE THAN 90 DAYS* 2018 Page (1/3)**

S. No	DISTRICT	TEHSIL	EPID	SEX	AGE	DONSET	DOSE€	DSTOOL1	DSTOOL2	LAB	FEVER	ASVM	PROG	FUP	PEND (DAYS)
1	DIKHAN	DIKHAN	KP/60/18/080	M	15	18-10-18	7+	12-11-18	15-11-18	NVI	UK	UK	UK		98
2	HARIPUR	HARIPUR	KP/12/18/800	F	84	17-07-18	7+	10-08-18	11-08-18	NVI	UK	UK	UK		191
3	MANSEHRA	MANSEHRA	KP/14/18/058	M	42	05-10-18	7+	29-10-18	01-11-18	NVI	UK	UK	UK		111
4	MANSEHRA	MANSEHRA	KP/14/18/061	M	18	24-10-18	7+	13-11-18	14-11-18	NVI	UK	UK	UK		92
5	SWAT	SWAT	KP/24/18/135	M	56	23-10-18	7+	13-11-18	14-11-18	NVI	UK	UK	UK		93
6	WAZIR-S	WAZIR-S	TD/65/18/046	M	3	05-09-18	7+	05-10-18	07-10-18	NVI	UK	UK	UK		141
7	BAHAWALPUR	BWP SADAR	PB/71/18/110	M	96	18-10-18	7+	DIED BEFORE STOOL			Y	N	Y	DIED	98
8	BAHWLNAGAR	MINCHANABA	PB/73/18/118	F	48	22-10-18	7+	12-11-18	14-11-18	NVI	Y	N	Y	Y	94
9	DGKHAN	DG KHAN	PB/81/18/276	M	23	19-10-18	7+	26-11-18	28-11-18	EV	Y	Y	Y	Y	97
10	JHANG	SHORKOT	PB/53/18/069	M	18	31-08-18	7+	DIED BEFORE STOOL			Y	N	Y	DIED	146
11	JHANG	AP SAYAL	PB/53/18/091	F	84	25-09-18	7+	DIED BEFORE STOOL			Y	N	Y	DIED	121
12	JHANG	JHANG	PB/53/18/109	M	25	30-09-18	7+	LATE NOTIFIED			Y	Y	Y		116
13	MIANWALI	EISAKHAIL	PB/43/18/068	F	14	05-10-18	7+	25-10-18	26-10-18	NVI	Y	Y	Y	Y	111
14	MIANWALI	MIANWALI	PB/43/18/085	F	18	10-09-18	7+				Y	Y	Y		136
15	MUZFARGARH	MUZAFFARGARH	PB/83/18/241	M	30	01-08-18	7+				Y	N	Y	Y	176
16	MUZFARGARH	MUZAFFARGARH	PB/83/18/290	M	58	15-10-18	7+	LATE NOTIFIED			N	N	Y		101
17	MUZFARGARH	MUZAFFARGARH	PB/83/18/287	F	36	20-10-18	7+	LATE NOTIFIED			Y	Y	Y	Y	96
18	MUZFARGARH	JATOI	PB/83/18/286	F	108	15-10-18	7+	LATE NOTIFIED			N	Y	Y	Y	101
19	OKARA	DEPALPUR	PB/34/18/161	M	120	20-09-18	7+				Y	N	Y		126
20	PAKPATTEN	ARIFWALA	PB/66/18/075	M	36	04-09-18	7+	14-10-18	18-10-18	NVI	Y	Y	Y	Y	142
21	SARGODHA	BHULWAL	PB/41/18/127	M	31	20-10-18	7+	23-11-18	24-11-18	NVI	Y	Y	Y	Y	96
22	SARGODHA	SILANWALI	PB/41/18/133	M	36	30-08-18	7+	LATE NOTIFIED			Y	Y	Y	Y	147
23	SHEIKHUPURA	SHEIKHUPURA	PB/33/18/090	M	288	23-07-18	7+	17-08-18	18-08-18	NVI	Y	Y	Y	Y	185
24	SHEIKHUPURA	SHARAQPUR	PB/33/18/095	M	228	01-08-18	7+	29-08-18	31-08-18	NVI	Y	Y	Y	Y	176
25	SHEIKHUPURA	SHEIKHUPURA	PB/33/18/142	M	2	16-10-18	2	LATE NOTIFIED			N	N	Y		100
26	VEHARI	MAILSI	PB/63/18/089	M	38	04-10-18	7+	24-10-18	25-10-18	NVI	Y	N	Y		112
27	HYDERABAD	LATIFABAD	SD/21/18/082	M	36	11-10-18	7+	18-11-18	16-11-18	VACC	Y	Y	Y	Y	105
28	JACOBABAD	GARHI KHAIRO	SD/53/18/048	M	12	11-06-18	7+	LATE NOTIFIED			Y	N	Y	Y	227
29	JACOBABAD	GARHI KHAIRO	SD/53/18/050	F	84	17-07-18	7+	20-08-18	22-08-18	NVI	Y	Y	Y	DIED	191
30	JACOBABAD	JACOBABAD	SD/53/18/070	F	12	10-09-18	7+	LATE NOTIFIED			Y	Y	Y	Y	136
31	JAMSHORO	SEHWAN	SD/25/18/053	M	168	27-08-18	7+	16-09-18	17-09-18	NVI	N	Y	Y	Y	150
32	KAMBAR	WARAH	SD/55/18/061	F	36	30-05-18	7+	LATE NOTIFIED			N	Y	Y	Y	239
33	KAMBAR	KAMBAR	SD/55/18/066	F	18	02-08-18	7+	DIED BEFORE STOOL			Y	N	Y	DIED	175
34	KAMBAR	SIJAWAL	SD/55/18/067	M	28	10-07-18	7+	07-08-18	08-08-18	NVI	Y	Y	Y	DIED	198
35	KAMBAR	QUBO SAEED KHAN	SD/55/18/074	F	12	29-07-18	7+	DIED BEFORE STOOL			Y	N	Y	DIED	179
36	KAMBAR	SIJAWAL	SD/55/18/119	M	72	16-10-18	7+	17-11-18	19-11-18	NVI	Y	Y	Y	Y	100
37	KAMBAR	SHAHDAKOT	SD/55/18/085	F	48	07-06-18	7+	LATE NOTIFIED			Y	N	Y	Y	231
38	KHAIRPUR	KINGRI	SD/43/18/089	F	18	10-09-18	7+	29-09-18	30-09-18	EV	Y	Y	Y	Y	136
39	KHAIRPUR	SOBHO DERO	SD/43/18/123	M	36	27-09-18	7+	LATE NOTIFIED			N	Y	Y	Y	119
40	KHIBALDIA	BALDIA	SD/61/18/020	F	27	20-08-18	7+	12-09-18	13-09-18	EV	Y	N	Y	Y	157
41	KHIKAMARI	KAMARI	SD/67/18/023	M	36	13-10-18	7+	LATE NOTIFIED			Y	N	Y	Y	103
42	KHILANDHI	LANDHI	SD/69/18/052	M	16	29-09-18	7+	17-11-18	19-11-18	EV	N	Y	Y	Y	117

* Afp.rec Data as of 28-01-2019

€ Based on recall of parents

60 days Follow-up not done

FUP = Residual Weakness at 60 days follow up.

**Table 7.4: AFP CASES PENDING FOR CLASSIFICATION
WITH DATE OF ONSET MORE THAN 90 DAYS* 2018 Page (2/3)**

S. No	DISTRICT	TEHSIL	EPID	SEX	AGE	DONSET	DOSESE	DSTOOL1	DSTOOL2	LAB	FEVER	ASVM	PROG	FUP	PEND (DAYS)
43	KHINNAZIM	NNAZIM	SD/74/18/020	F	32	15-08-18	7+	29-08-18	31-08-18	NVI	Y	Y	Y	Y	162
44	LARKANA	DOKRI	SD/51/18/089	F	32	18-07-18	7+	LATE NOTIFIED			Y	Y	Y	Y	190
45	MATIARI	MATIARI	SD/28/18/040	M	72	16-08-18	7+	01-09-18		NVI	N	N	Y	DIED	161
46	SHIKARPUR	KHANPUR	SD/52/18/045	M	60	17-07-18	7+	09-08-18	10-08-18	EV	Y	Y	Y	Y	191
47	SHIKARPUR	LAKHI	SD/52/18/051	F	120	29-08-18	7+	10-09-18		NVI	N	N	Y	DIED	148
48	SHIKARPUR	GARHI YASIN	SD/52/18/067	F	72	29-09-18	7+	20-10-18	21-10-18	NVI	Y	Y	Y	Y	117
49	SHIKARPUR	KHANPUR	SD/52/18/064	M	72	06-10-18	7+	DIED BEFORE STOOL			Y	N	Y	DIED	110
50	SUJAWAL	JATI	SD/79/18/110	M	6	04-09-18	6	08-10-18	10-10-18	EV	Y	Y	Y	Y	142
51	SUJAWAL	SUJAWAL	SD/79/18/113	F	36	01-10-18	7+	DIED BEFORE STOOL			Y	N	N	DIED	115
52	SUKKUR	ROHRI	SD/41/18/060	F	48	15-09-18	7+	18-09-18		NVI	Y	Y	N	DIED	131
53	BANNU	WAZIR	KP/61/18/040	M	144	10-08-18	0	05-09-18	07-09-18	NVI	Y	Y	Y	Y	167
54	BANNU	BANNU	KP/61/18/057	F	72	12-10-18	7+	01-11-18	02-11-18	NVI	Y	Y	Y	Y	104
55	BATAGRAM	ALLAI	KP/11/18/030	F	15	09-09-18	6	19-09-18	24-09-18	NVI	Y	Y	Y	DIED	137
56	BUNER	GAGRA	KP/22/18/043	F	23	01-06-18	7+	LATE NOTIFIED			N	Y	Y	Y	237
57	CHARSADA	SHABQADAR	KP/31/18/120	M	36	03-09-18	7+	06-10-18	08-10-18	EV	Y	Y	Y	Y	143
58	CHARSADA	CHARSADDA	KP/31/18/133	M	24	25-10-18	7+	05-11-18	09-11-18	NVI	Y	N	Y	Y	91
59	CHARSADA	CHARSADDA	KP/31/18/144	F	11	24-10-18	7+	13-11-18	14-11-18	NVI	UK	Y	Y	Y	92
60	CHITRAL	CHITRAL	KP/21/18/036	F	216	02-09-18	0	12-10-18	13-10-18	NVI	Y	Y	Y	Y	144
61	DIKHAN	DERA ISMAIL KHAN	KP/60/18/049	M	84	14-06-18	3	27-07-18	28-07-18	NVI	N	Y	Y	Y	224
62	DIKHAN	PHARPUR	KP/60/18/057	F	26	17-08-18	7+			EV	N	N	Y	Y	160
63	DIKHAN	PHARPUR	KP/60/18/073	M	23	24-09-18	7+	22-10-18	25-10-18	EV	Y	N	Y	Y	122
64	DIKHAN	DRABAN	KP/60/18/075	M	24	20-10-18	0	LATE NOTIFIED			Y	UK	Y	Y	96
65	KOHAT	DARRA ADAM KHEL	KP/50/18/044	M	84	23-07-18	7+	08-08-18	10-08-18	NVI	N	Y	Y	Y	185
66	KOHISTAN	DASSU	KP/13/18/006	M	164	25-02-18	7+	21-03-18	22-03-18	NVI	Y	N	N	Y	333
67	KOHISTAN	DASSU	KP/13/18/020	F	24	13-08-18	1	DIED BEFORE STOOL			Y	N	Y	DIED	164
68	LAKKIMRWT	SERAI NAURANG	KP/62/18/019	M	10	20-02-18	7+	25-03-18	26-03-18	EV	Y	Y	Y	Y	338
69	LAKKIMRWT	LAKKI MARWAT	KP/62/18/101	F	37	01-09-18	7+	15-10-18	19-10-18	EV	Y	Y	Y	Y	145
70	MALAKAND	BATKHELA	KP/20/18/043	F	71	03-09-18	7+	DIED BEFORE STOOL			Y	Y	Y	DIED	143
71	MALAKAND	BATKHELA	KP/20/18/056	M	20	16-06-18	7+	LATE NOTIFIED			Y	Y	Y	Y	222
72	MANSEHRA	BALAKOT	KP/14/18/041	F	36	27-07-18	7+	25-08-18	26-08-18	EV	Y	Y	Y	Y	181
73	MANSEHRA	JUGGI	KP/14/18/042	F	36	22-08-18	7+	02-09-18	11-09-18	NVI	Y	N	Y	Y	155
74	MARDAN	MARDAN	KP/40/18/189	M	62	13-10-18	7+	30-10-18	31-10-18	NVI	Y	Y	Y	Y	103
75	PESHAWAR	PESHAWAR	KP/30/18/246	M	144	14-10-18	7+	28-10-18	31-10-18	NVI	Y	N	Y	Y	102
76	PESHAWAR	PESHAWAR	KP/30/18/280	F	18	08-10-18	7+	25-11-18	26-11-18	NVI	Y	Y	Y	Y	108
77	SHANGLA	PURAN	KP/26/18/075	M	30	04-10-18	7+	LATE NOTIFIED			Y	N	Y	Y	112
78	SWABI	TOPI	KP/41/18/109	M	1	30-08-18	1	19-09-18	21-09-18	EV	N	N	Y	DIED	147
79	SWAT	KHWAZA KHELA	KP/24/18/114	F	27	06-09-18	7+	11-10-18	12-10-18	NVI	Y	Y	Y	Y	140
80	SWAT	KABAL	KP/24/18/133	M	2	15-10-18	3	13-11-18	14-11-18	NVI	UK	N	Y	DIED	101
81	TANK	TANK	KP/63/18/033	M	72	25-10-18	7+	24-11-18	25-11-18	NVI	N	Y	Y	Y	91
82	TANK	TANK	KP/63/18/034	M	48	10-09-18	3	LATE NOTIFIED			Y	N	Y	Y	136
83	TORGHAR	JUDBAH	KP/15/18/009	F	26	24-07-18	2	LATE NOTIFIED			Y	N	N	Y	184
84	CHAGHAI	NOKUNDI	BN/13/18/014	M	6	03-10-18	0	29-11-18	30-11-18	NVI	Y	Y	N	Y	113

* Afp.rec Data as of 28-01-2019

€ Based on recall of parents

60 days Follow-up not done

FUP = Residual Weakness at 60 days follow up.

**Table 7.4: AFP CASES PENDING FOR CLASSIFICATION
WITH DATE OF ONSET MORE THAN 90 DAYS* 2018 Page (3/3)**

S. No	DISTRICT	TEHSIL	EPID	SEX	AGE	DONSET	DOSE€	DSTOOL1	DSTOOL2	LAB	FEVER	ASYM	PROG	FUP	PEND (DAYS)
85	SIBI	SIBI	BN/31/18/009	M	35	25-10-18	4	23-12-18	24-12-18	NVI	UK	Y	Y		91
86	BHIMBER	BARNALA	AJ/60/18/023	F	68	25-08-18	7+	15-09-18	16-09-18	EV	Y	N	Y	DIED	152
87	KOTLI	KHUIRATTA	AJ/30/18/034	M	52	25-10-18	7+	13-11-18	14-11-18	NVI	Y	Y	Y	Y	91
88	GHANCHE	DAGHONI	GB/51/18/008	F	32	23-10-18	7+	27-10-18		NVI	Y	Y	Y	DIED	93
89	SHIGAR	SHIGAR	GB/24/18/009	F	132	23-08-18	7+	03-09-18	08-09-18	VACC	N	N	Y		154
90	ICT	ICT	IB/02/18/060	F	84	22-08-18	7+	14-10-18	15-10-18	EV	N	N	Y		155
91	ICT	ICT	IB/02/18/071	M	172	23-10-18	7+	07-11-18	08-11-18	NVI	N	Y	Y		93
92	ICT	ICT	IB/02/18/069	M	18	25-08-18	7+	LATE NOTIFIED			Y	Y	Y		152
93	FR BANNU	FR BANNU	FT/69/18/021	M	18	09-05-18	7+	07-07-18	08-07-18	NVI	N	Y	UK		260
94	KURRAM	UPPER KURRAM	FT/52/18/016	M	16	26-05-18	7+	27-06-18	28-06-18	EV	N	N	UK	Y	243
95	WAZIR-S	TIARZA	TD/65/18/034	F	132	10-10-18	7+	25-10-18	26-10-18	NVI	N	Y	Y		106

* Afp.rec Data as of 28-01-2019

€ Based on recall of parents

60 days Follow-up not done

FUP = Residual Weakness at 60 days follow up.