



**World Health
Organization**

Weekly AFP Surveillance Update Pakistan

Week 03 (*Ended on 19th Jan, 2019*)

National Surveillance Cell

World Health Organization Country Office,
Chak Shahzad, Park Road,
Islamabad, Pakistan

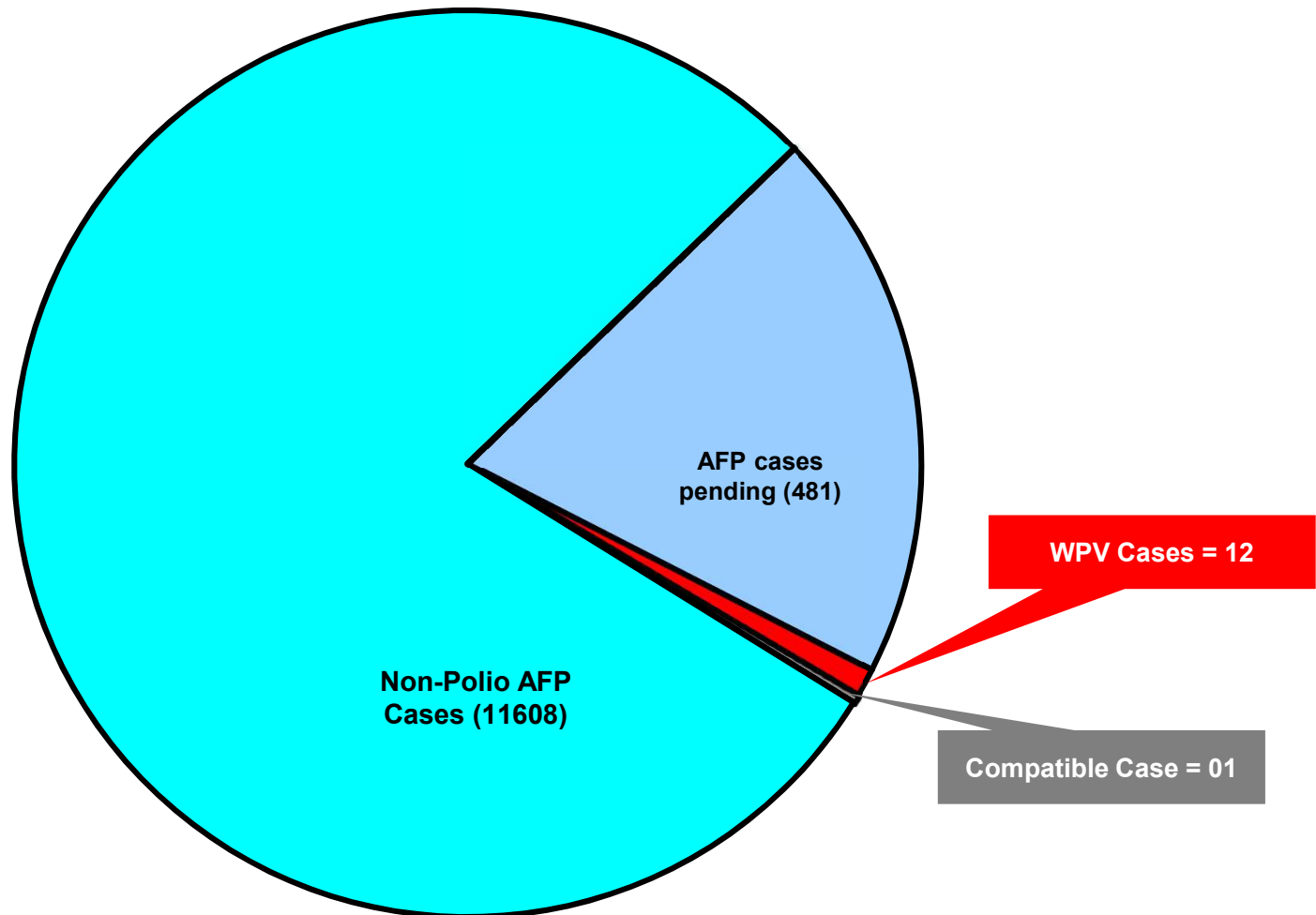
Tel: +92-51 9255123 / 9255282 /9255184

AFP Surveillance



<http://www.emro.who.int/pak/information-resources>

AFP Case Profile, 2018*



Total AFP Cases Reported = 12102

^328 Inadequate cases not due for FUP

^153 AFP Cases pending in Lab

^131 AFP Cases pending for classification by ERC

* Afp.rec Data as of 21-01-2019

Table 1.1: List of Confirmed Polio Cases, Pakistan 2018*

S. NO.	PROVINCE/ REGION	DISTRICT	TEHSIL	EPID NO.	SEX	AGE (m)	DATE ONSET OF PARALYSIS	NO. OPV DOSES (based on parents recall)		FEVER	Asymptomatic Paralysis	Rapid Progression	REFUSAL	WPV TYPE	GENETICS
								Routine	SIA's						Cluster
01	BALUCHISTAN	DUKI	DUKI	BN/65/18/003	M	38	08-Mar-18	0	7+	Y	Y	Y	N	NSL1	R4B5C4
02	BALUCHISTAN	DUKI	DUKI	BN/65/18/005	F	18	15-Apr-18	0	7	Y	Y	Y	N	NSL1	R4B5C4D
03	BALUCHISTAN	DUKI	DUKI	BN/65/18/007	M	18	18-May-18	0	3	Y	Y	Y	N	NSL1	R4B5C4D
04	KPAKHTUNKHW	CHARASADA	CHARASADA	KP/31/18/100	M	19	1-Aug-18	3	7+	Y	Y	Y	N	NSL1	R4B5C5B2
05	SINDH	KHIGADAP	GADAP	SD/63/18/041	F	42	22-Sep-18	3	7+	Y	Y	Y	N	NSL1	R4B5C4D
06	KPTD	KHYBER	LANDI KOTAL	TD/34/18/104	F	55	25-Sep-18	0	7	N	Y	Y	N	NSL1	R4B5C5B2
07	KPTD	BAJOUR	WARA MAMOUND	TD/33/18/085	M	84	24-Sep-18	3	7+	Y	N	Y	N	NSL1	R4B5C4D
08	KPTD	BAJOUR	LEO MAMOUND	TD/33/18/094	F	66	07-Oct-18	3	7+	Y	Y	Y	N	NSL1	R4B5C4D
09	KP	LAKKIMRWT	SERAI NAURANG	KP/62/18/129	F	16	16-Dec-18	0	7+	N	Y	Y	N	NSL1	R4B5C5B2
10	KPTD	BAJOUR	SALARZAI	TD/33/18/148	M	30	25-Dec-18	0	0	Y	Y	Y	Y	NSL1	R4B5C4D
11	KPTD	BAJOUR	SALARZAI	TD/33/18/151	F	78	31-Dec-18	0	7	Y	Y	Y	N	NSL1	R4B5C4D
12	KPTD	BAJOUR	SALARZAI	TD/33/18/152	M	36	29-Dec-18	0	7	Y	Y	Y	N	NSL1	R4B5C4D

* Afp.rec Data as of 21-01-2019

Table 3: Urgent/ITD Pending Cases

S. #	Basic information							OPV/IPV doses				Urgent		Prov	Lab update			Remarks				
	District	Tier	Tehsil	Union council	Epid number	Date of Onset	Age (M)	Sex	Date of 1st stool	Stool Adeq	Rt	SAs	Last 6 SAs	Last dose	IPV	Field	NSC		Diagnosis	Lab No.	Days Inc	Culture update
Isolates pending for ITSD																						
1	PESHAWAR *	1	TOWN-3	HAYATABAD-2	KP/30/19/005	02-Jan-19	18	M	12-Jan-19	Y	3	7+	6	10-Jan-19	N	N	N	GBS	211	5	L20B+	
2	GUJRANWALA	4	N.VIRKAN TOWN	URGAN	PB/21/18/298-C1		52	M	06-Jan-19	-	-	-	11-Dec-18	N	N	-	-	16641	7	L20B+		
3	NANKANASAHIR *	4	SHANGLA HILL	BHULLAIR-119	PB/35/18/072-C1		1	F	12-Jan-19	-	-	-	11-Dec-18	N	N	-	-	16636	6	L20B+		
4	NAROWAL *	4	NAROWAL	BADDOMALHI	PB/26/19/001	01-Jan-19	3	M	15-Jan-19	Y	1	1	1	28-Dec-19	N	N	N	MENINGITIS	200	5	L20B+	
5	KAMBAR	2	KAMBAR	GAIBI DERO	SD/55/18/133-C2		12	F	06-Jan-19	-	-	-		N	N	-	-	16631	8	L20B+		
Reported urgent (by field / NSC criteria)																						
6	GUJRANWALA	4	N.VIRKAN TOWN	URGAN	PB/21/18/298	09-Nov-18	35	M	05-Jan-19	N	3	7+	6	11-Dec-18	N	N	N	TRAUMATIC NEURITIS	16641	12	UP	Index of C-1
7	NANKANASAHIR *	4	SHANGLA HILL	BHULLAIR-119	PB/35/18/072	25-Dec-18	144	M	10-Jan-19	N	3	7	0		N	N	N	POST DIPHTHERIC NEUROPATHY	16628	7	UP	Index of C-1
8	KAMBAR	2	KAMBAR	GAIBI DERO	SD/55/18/133	03-Dec-18	50	F	29-Dec-18	N	0	7	6	15-Nov-18	N	N	N	WILDLIFE	16234	19	UP	Index of C-2
9	KHILANDHI	4	LANDHI	MUZAFARABAD	SD/69/19/001	06-Jan-19	5	F	12-Jan-19	Y	2	3	3	12-Dec-18	N	N	Y	HYPOCALEMIA	225	6	UP	
10	KHINORTH	4	NORTH	SHAH NAWAZ-	SD/73/19/002	07-Jan-19	3	M	11-Jan-19	Y	2	2	1	14-Dec-18	N	N	Y	MENINGITIS / AGE	230	6	UP	
11	KHISADDAR	4	SADDAR	GAZADARABAD-	SD/77/19/001	01-Jan-19	1	M	05-Jan-19	Y	0	1	1	09-Nov-18	N	N	Y	AGE RELATED / HYPOCALEMIA	25	13	UP	
12	MIRPURKHAS	4	H.B MARI	MIRPUR OLD	SD/31/19/002	04-Jan-19	12	M	07-Jan-19	Y	0	5	5	12-Dec-18	N	N	Y	FACIAL PALSY	110	10	UP	
13	UMERKOT	4	KUNRI	SHER KHAN	SD/34/18/065	23-Dec-18	28	M	02-Jan-19	Y	1	5	4	14-Dec-18	N	N	Y	GBS	16667	12	UP	

* New addition § New results #Data not available ¶ NSC Criteria = Fever, Rapid Progress, Age < 48 months and OPV Doses < 7 UP = Under process
 Urgent (Field/NSC) / Inadequate specimens / Age 12-35 months / Zero OPV dose † Pending for genomic sequencing

Point in time comparison of Polio Cases by Province/Region 2017 - 2018*

Region/ Province	No. of polio cases		No. of infected districts/towns		Most recent polio case
	2017	2018	2017	2018	
Balochistan	3	3	2	1	18-May-18
Sindh	2	1	2	1	22-Sept-18
Khyber Pakhtunkhwa	1	2	1	2	16-Dec-18
KP-TD	0	6	0	2	31-Dec-18
G-Baltistan	1	0	1	0	13-Feb-17
Punjab	1	0	1	0	28-Jan-17
Pakistan	8	12	7	6	31-Dec-18

Twenty five additional districts / towns declared infected based on environmental samples in 2018

* Afp.rec Data as of 21-01-2019

Environmental Surveillance Results, Pakistan (Last 52 Weeks)

Sites	Proportion of WPV samples									2018																																																					
	2014		2015		2016		2017		2018		Last 52 Weeks		Jan				Feb				Mar				Apr				May				Jun				Jul				Aug				Sep				Oct				Nov				Dec						
	%	n	%	n	%	n	%	n	%	n	%	n	1	2	3	4	5	6	7	8	9	10	11	12	13	14	15	16	17	18	19	20	21	22	23	24	25	26	27	28	29	30	31	32	33	34	35	36	37	38	39	40	41	42	43	44	45	46	47	48	49	50	51
CORE RESERVOIRS	23	8	8	6	10	30	243	31	72																																																						
BALUCHISTAN	48	31	29	29	34	26	84	31	22																																																						
QUETTA	42	42	29	26	12	27	48	36	13																																																						
Tawoos Abad	25	33	13	50	6	42	5	42	5																																																						
Killi Jattak	42	58	0	0	1	33	4	33	4																																																						
Surpul	58	33	38	25	3	33	4	33	4																																																						
Railway Pul site (RP)			38	17	2	0	0	0	0																																																						
KABDULAH	83	13	25	54	13	33	24	33	8																																																						
Army Kaziba	100	18	17	67	8	42	5	42	5																																																						
Hadi Packet	50	8	33	42	5	25	3	25	3																																																						
PISHIN			50	42	5	8	12	8	1																																																						
TURWA Pishin			50	42	5	8	1	8	1																																																						
KP	59	20	12	5	8	77	30	77	23																																																						
PESHAWAR	59	35	27	35	8	77	30	77	23																																																						
Lara Ma	50	31	8	0	0	67	8	67	8																																																						
Shaheen Town	67	67	75	67	8	100	12	100	12																																																						
Naray Khwar Palosi Pul						50	3	50	3																																																						
KARACHI	47	28	10	33	49	21	129	21	27																																																						
KHI (BALDIA)	50	8	4	18	2	17	12	17	2																																																						
Muhammad Khan Colony				18	2	17	2	17	2																																																						
KHI (G.IQBAL)	54	27	8	27	6	4	24	4	1																																																						
Chakora Nulla	42	17	0	36	4	8	1	8	1																																																						
Rashid Minhas Rd	67	40	17	18	2	0	0	0	0																																																						
KHI (GADAAP)	51	33	11	62	21	42	36	42	15																																																						
Khamiso Goth	42	25	8	27	3	0	0	0	0																																																						
Macchar Colony	45	50	17	83	10	75	9	75	9																																																						
Sorab Goth	67	50	8	73	8	50	6	50	6																																																						
KHI (LANDHI)	17	64	7	25	12	25	3	25	3																																																						
Bakhtawar Village		17	64	7	25	3	25	3																																																							
KHI (KORANGI)	0	9	1	9	11	9	1	9	1																																																						
Composit Korangi Nalla		0	9	1	9	1	9	1																																																							
KHI (SITE)	0	45	5	17	12	17	2	17	2																																																						
Orangi Nalla		0	45	5	17	2	17	2																																																							
KHI (SADDAR)	0	45	5	9	11	9	1	9	1																																																						
Hijrat Colony PIDC Nalla		0	45	5	9	1	9	1																																																							
KHI (LIAQUAT)	0	45	5	18	11	18	2	18	2																																																						
Haji Mureed Goth		0	45	5	18	2	18	2																																																							
PAKISTAN	35	20	13	16	106	20	139	20	139																																																						

■ WPV1 (GRAB)
 ◆ WPV1 (BMFS)
 ■ Negative (Grab)
 ◆ Negative BMFS
 ● aVDPV2 + Positive
 ● aVDPV2 + Negative
 ■ VDPV2 + Negative
 ■ VDPV2 + Positive
 cVDPV2
 Under process

2019: Three Environmental samples are Positive
 1:KHISADDAR 2: KHISITE 3: KABDULAH

Table 2: LAB Update 2018*

Month of onset	Cases	Cases under process			Negative cases	NPEV positive	NPEV %	Within 14 days	Positive cases		
		Culture	ITD	SEQ					Wild	Vaccine	VDPV
January	1010	0	0	0	843	91	9%	99%	0	76	0
February	894	0	0	0	715	105	12%	100%	0	74	0
March	969	0	0	0	768	172	18%	95%	1	28	0
April	984	0	0	0	735	217	22%	30%	1	31	0
May	993	0	0	0	721	241	24%	97%	1	30	0
June	782	0	0	0	583	181	23%	100%	0	18	0
July	927	0	0	0	586	314	34%	99%	0	27	0
August	978	0	0	0	617	322	33%	99%	1	38	0
September	1019	0	0	0	668	286	28%	100%	3	62	0
October	1032	0	0	0	781	229	22%	99%	1	21	0
November	1129	5	1	0	886	162	14%	100%	0	75	0
December	1105	148	2	0	812	86	8%	99%	4	53	0
Pakistan	11822	153	3	0	8715	2406	20%	93%	12	533	0

Table 2.1: LAB Update 2019*

Month of onset	Cases	Cases under process			Negative cases	NPEV positive	NPEV %	Within 14 days	Positive cases		
		Culture	ITD	SEQ					Wild	Vaccine	VDPV
January	349	344	2	0	3	0	0%	100%	0	0	0

* Data as of Jan 21, 2019

Comparison of Environmental Sampling Results, 2017-18*

DISTRICT	2017					2018					Last
	TOTAL	WILD			TOTAL	WILD					
	n	GRAB	BMFS	TOTAL		n	GRAB	BMFS	TOTAL		
		n	n	n	%		n	n	n	%	
LAHORE	63	1		1	2%	60	12		12	20%	18-Dec-18
MULTAN	36	1		1	3%	37			0	0%	
DGKHAN	36			0	0%	25	1	1	2	8%	12-Sep-18
RAWALPINDI	26	6	2	8	31%	25	14	1	15	60%	14-Dec-18
FAISALABAD	23			0	0%	24			0	0%	
SARGODHA	12			0	0%	12			0	0%	
BAHAWALPUR	12			0	0%	12			0	0%	
RAJANPUR						12			0	0%	
CDA	12	5		5	42%	12	7		7	58%	10-Nov-18
KHIGIQBAL	26	5	1	6	23%	24	1		1	4%	13-Sep-18
KHIGADAP	36	21		21	58%	38	13	2	15	39%	11-Dec-18
KHIBALDIA	12	2		2	17%	12	2		2	17%	4-Sep-18
KHILANDHI	12	7		7	58%	12	3		3	25%	30-Jul-18
KHIKORANGI	12	1		1	8%	11	1		1	9%	14-Dec-18
KHISITE	12	5		5	42%	12	2		2	17%	3-Sep-18
KHISADDAR						11	1		1	9%	10-Sep-18
KHILIAQAT						11	2		2	18%	7-Nov-18
SUKKUR	32	1	1	2	6%	25	1	1	2	8%	9-Nov-18
HYDERABAD	12			0	0%	12	1		1	8%	9-Feb-18
JACOBABAD	15	3	1	4	27%	14	2	1	3	21%	12-Sep-18
SANGHAR	12			0	0%	1			0	0%	
DADU	12			0	0%	12			0	0%	
KAMBAR	12	1		1	8%	12	3		3	25%	9-Jul-18
PESHAWAR	27	6	2	8	30%	34	22	1	23	68%	26-Dec-18
DIKHAN	23			0	0%	24			0	0%	
BANNU	12			0	0%	13	3	1	4	31%	27-Dec-18
KOHAT	10			0	0%	13	5		5	38%	27-Sep-18
CHARSADA	12			0	0%	12			0	0%	
MARDAN	12			0	0%	12	2		2	17%	15-Nov-18
NOWSHERA	12			0	0%	12	2		2	17%	18-Oct-18
KABDULAH	24	13		13	54%	24	8		8	33%	15-Dec-18
QUETTA	49	11	1	12	24%	49	13		13	27%	20-Dec-18
PISHIN	12	5		5	42%	12	1		1	8%	2-Dec-18
KHUZDAR	12			0	0%	11			0	0%	
LORALAI	12	3		3	25%	11	2		2	18%	17-Aug-18
ZHOB	12	1		1	8%	12			0	0%	
WAZIR-S						9	2		2	22%	27-Dec-19
BAJOUR						9	5		5	56%	25-Oct-18
KURRAM						2			0	0%	
PAKISTAN	654	98	8	106	16%	685	131	8	139	20%	27-Dec-19

2019: Three Environmental samples are Positive

1:KHISADDAR 2: KHISITE 3: KABDULAH

New Positive Samples

* Afp.rec Data as of 21-01-2019

WPV and cVDPV Cases by District in 2018

PROVINCE	DISTRICT	WPV Cases		cVDPV Cases	
		Onset of Last Case	Cases	Onset of Last Case	Cases
SINDH	KHIGADAP	22-Sep	1		
KPTD	KHYBER	25-Sep	1		
KPTD	BAJOUR	31-Dec	5		
KP	CHARSADA	1-Aug	1		
KP	LAKKIMRWT	16-Dec	1		
BALUCHISTAN	DUKKI	18-May	3		
PAKISTAN		31-Dec	12		

Map 2.1: Point in Time Comparison of Wild Polio virus, Compatible and cVDPV2 isolates

Infected districts/Towns/Agencies/Areas

On the basis of WPV isolation

- WPV cases = 07
- Sewage water = 15 (no WPV case)
- Total = 22

2017

Source

AFP Surveillance

- P1 = 08
- Compatible = 02
- cVDPV Cases = -
- cVDPV Env = -

Sewage water

- Grab = 98
- BMFS = 08

Infected districts/Towns/Agencies/Areas

On the basis of WPV isolation

- WPV cases = 06
- Sewage water = 25 (no WPV case)
- Total = 31

2018

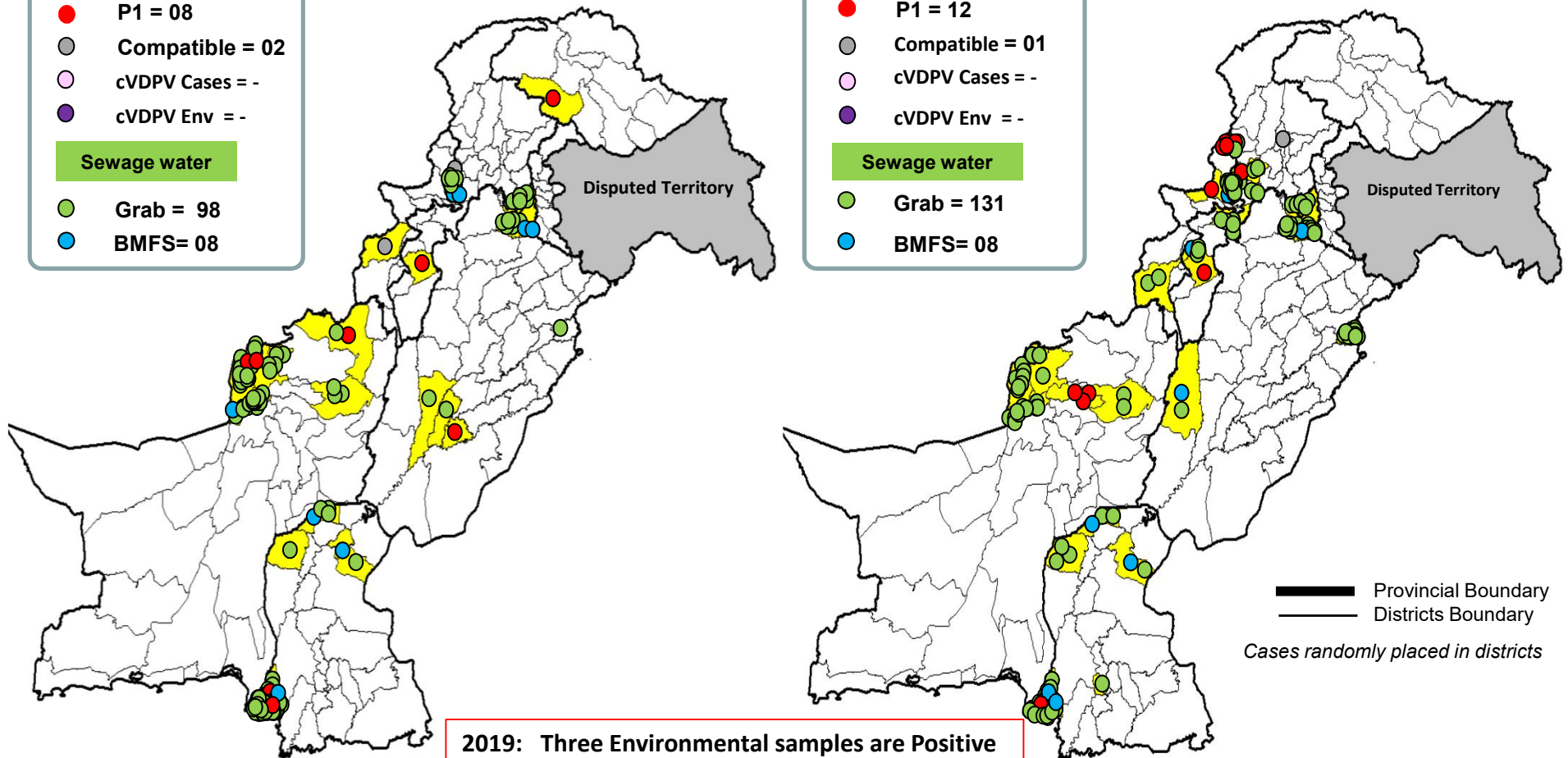
Source

AFP Surveillance

- P1 = 12
- Compatible = 01
- cVDPV Cases = -
- cVDPV Env = -

Sewage water

- Grab = 131
- BMFS = 08



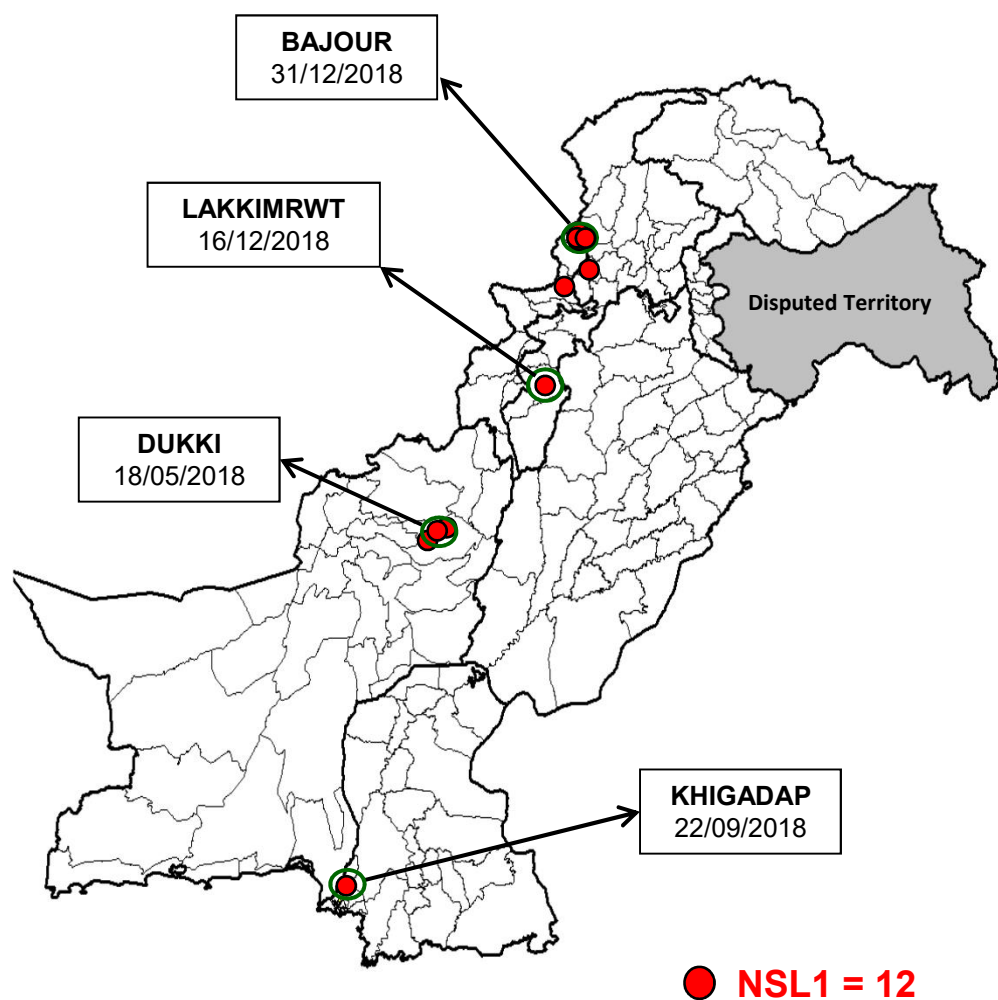
2019: Three Environmental samples are Positive
1: KHISADDAR 2: KHISITE 3: KABDULAH

— Provincial Boundary
— Districts Boundary
Cases randomly placed in districts

* Afp.rec Data as of 21-01-2019

Map1: Distribution of Wild Polio Cases Pakistan 2017-2018*

Districts/Towns with Wild Polio Cases = 06



Province/ Country	Date of Last Case		Number of cases 2017		Number of cases 2018	
	P1	P3	P1	P3	P1	P3
KP-TD	Dec, 2018	Apr, 2012	-	-	06	-
KHYBER-PAKHTUNKHWA	Dec, 2018	Oct, 2010	01	-	02	-
SINDH	Sep, 2018	Jan, 2010	02	-	01	-
BALUCHISTAN	May, 2018	Apr, 2010	03	-	03	-
PUNJAB	Jan, 2017	Jun, 2010	01	-	-	-
AJK	Jun, 2000	Jun, 2000	-	-	-	-
GILGIT-BALTISTAN	Feb, 2017	-	01	-	-	-
ISLAMABAD	Sep, 2008	Sep, 2008	-	-	-	-
PAKISTAN	Dec, 2018	Apr, 2012	08	-	12	-

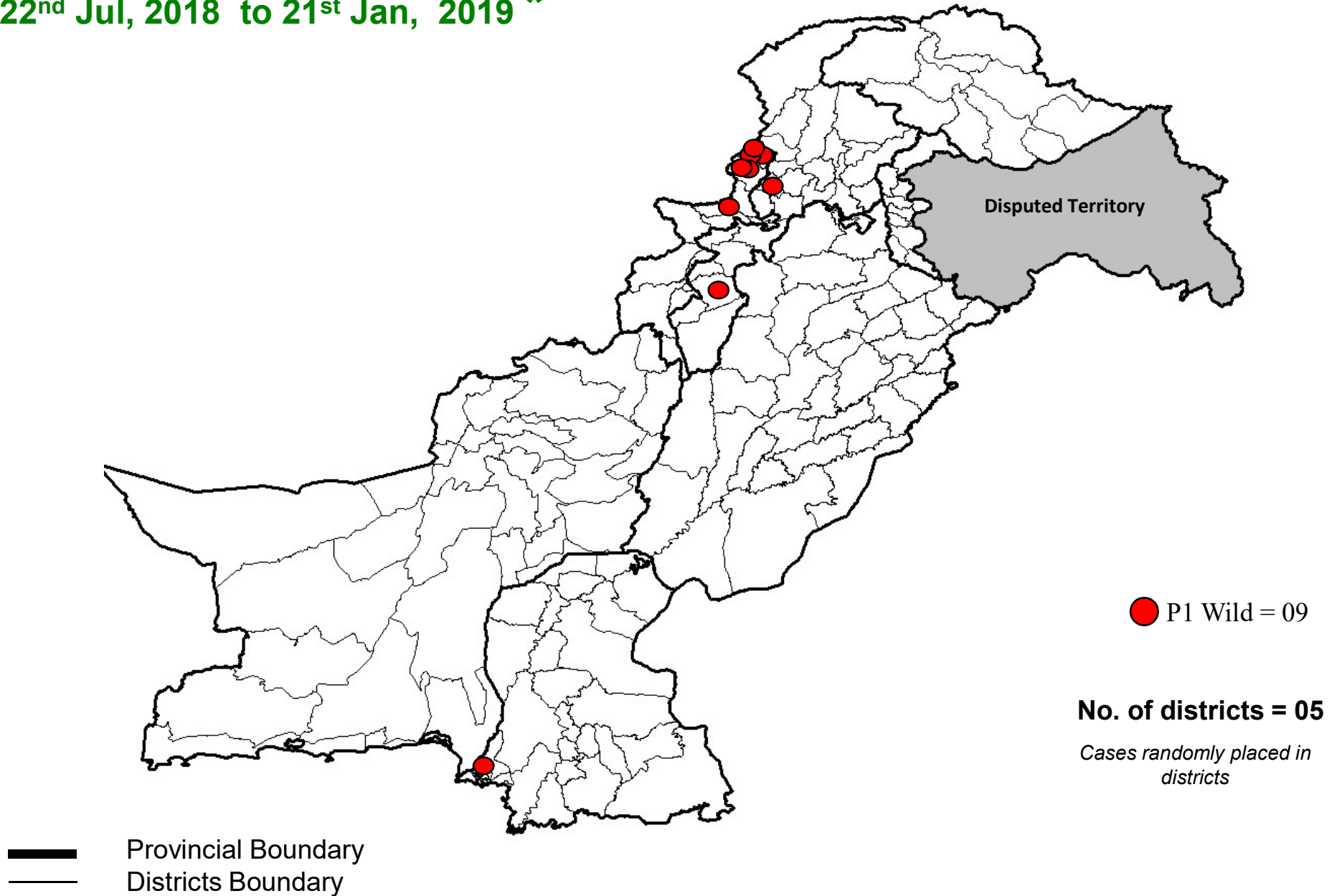
- District with last polio case in province
- Provincial Boundary
- Districts Boundary

Cases randomly placed in districts

* Afp.rec Data as of 21-01-2019

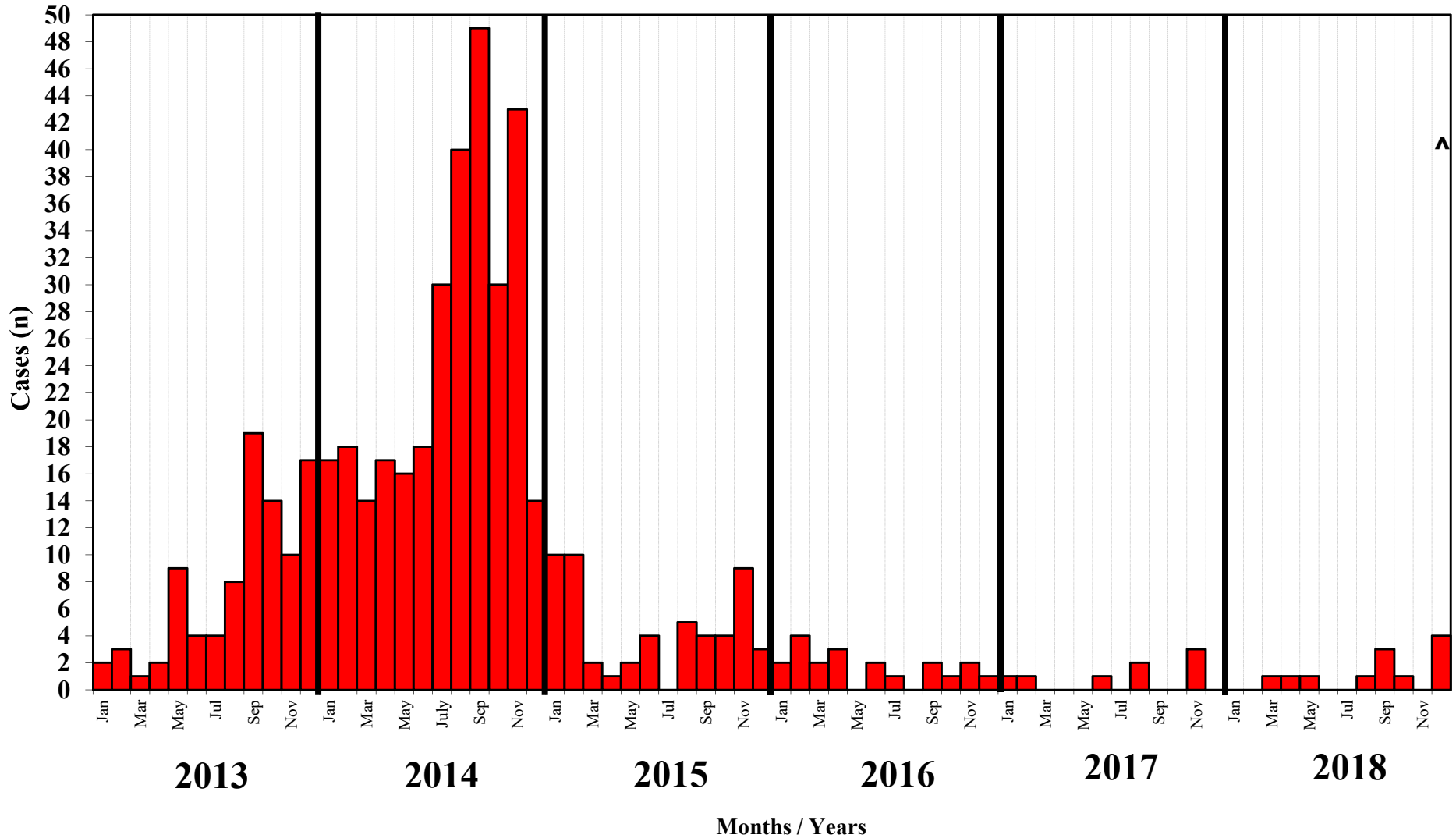
Map 3: Wild Polio cases in the last 6 months

22nd Jul, 2018 to 21st Jan, 2019 *



* Afp.rec Data as of 21-01-2019

Confirmed Polio Cases 2013-2018*

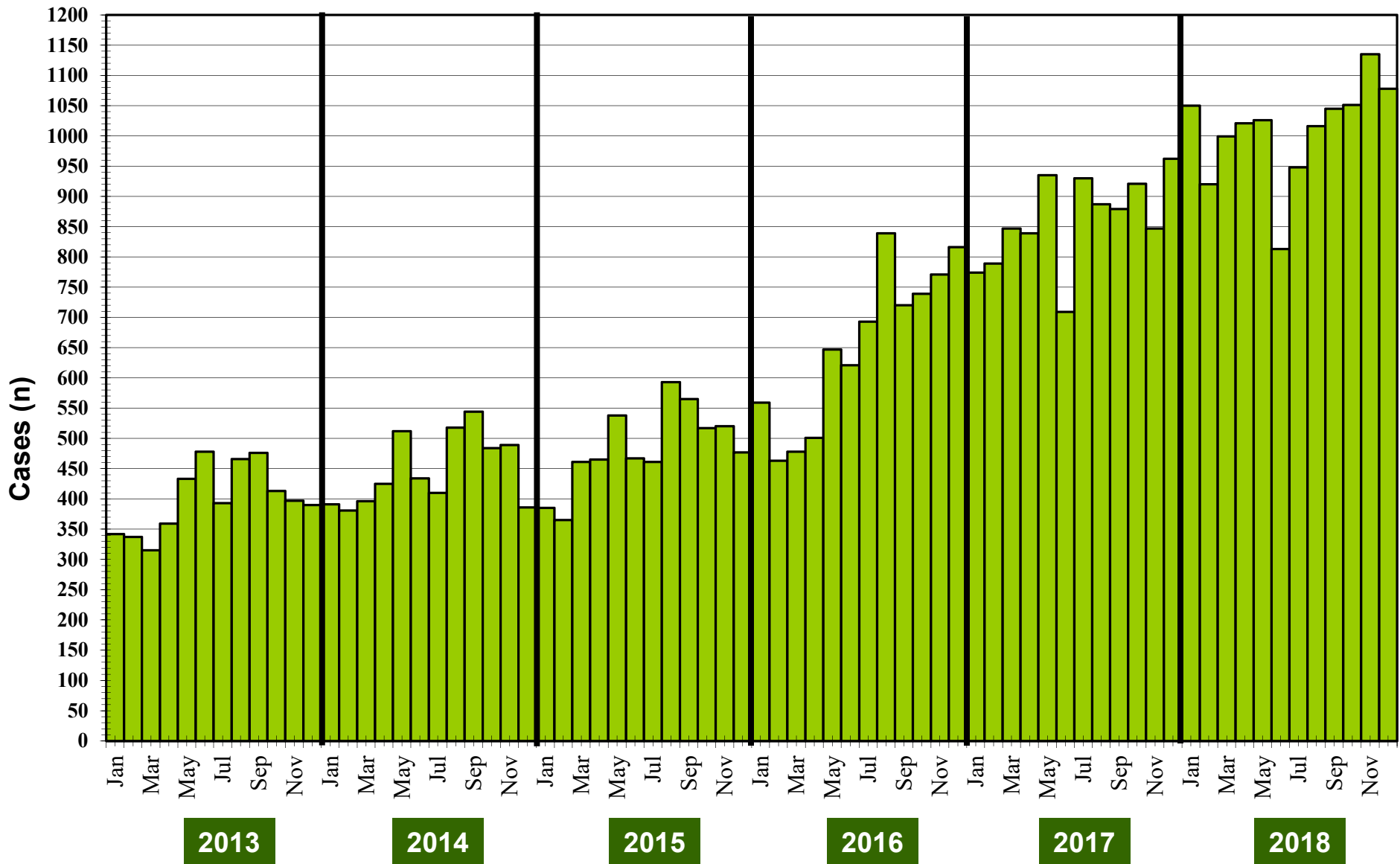


* Afp.rec Data as of 21-01-2019

■ NSL1

^ Data incomplete

Graph 1: Distribution of AFP Cases by Month, Pakistan 2013-2018*



* Afp.rec Data as of 21-01-2019

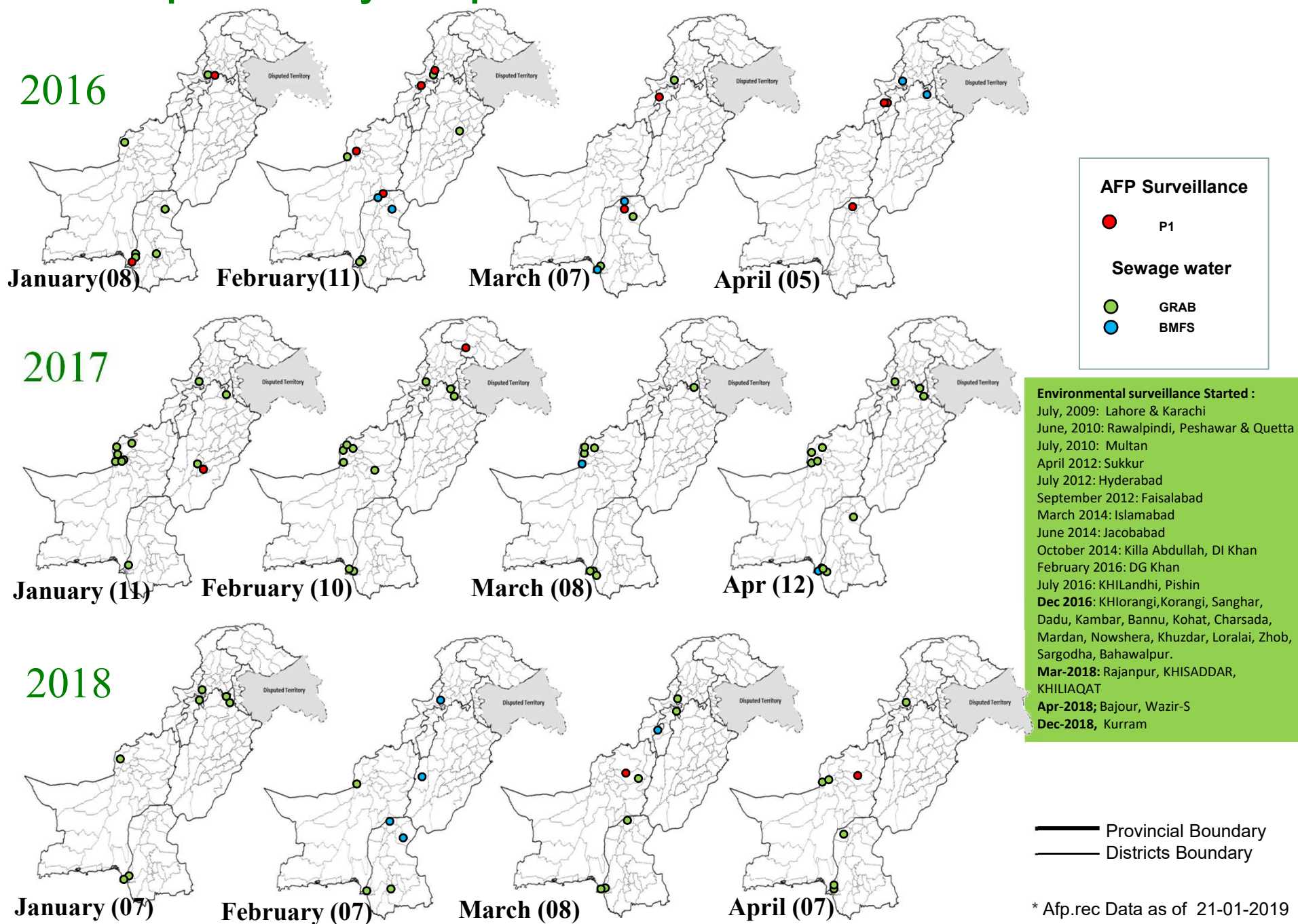
**Table 4: Distribution of AFP Cases By Week of Onset [^]
Pakistan- 2018* [Week number / Ending on]**

PROVINCE	W 38 22 Sep 2018	W 39 29 Sep 2018	W 40 06 Oct 2018	W 41 13 Oct 2018	W 42 20 Oct 2018	W 43 27 Oct 2018	W 44 03 Nov 2018	W 45 10 Nov 2018	W 46 17 Nov 2018	W 47 24 Nov 2018	W 48 01 Dec 2018	W 49 08 Dec 2018	W 50 15 Dec 2018	W 51 22 Dec 2018	W 52 29 Dec 2018
PUNJAB	87	109	96	107	103	108	110	114	118	115	121	113	110	88	96
SINDH	61	62	30	48	60	43	46	44	46	52	58	58	66	43	30
KPAKHTUNKHWA	57	59	50	51	63	47	49	82	55	59	67	67	62	48	53
KPTD	10	13	11	23	17	11	15	22	15	11	8	20	8	10	10
BALUCHISTAN	11	17	13	11	16	7	6	13	15	10	6	26	12	6	5
AJK	8	4	5	3	7	5	8	4	5	3	8	4	2	8	6
GBALTISTAN	1	0	2	1	1	1	2	1	1	3	3	4	3	0	1
ISLAMABAD	4	5	3	6	3	6	4	3	2	5	2	4	5	1	3
PAKISTAN	239	269	210	250	270	228	240	283	257	258	273	296	268	204	204

* Afp.rec & Afplab.rec: Data as of 21-01-2019

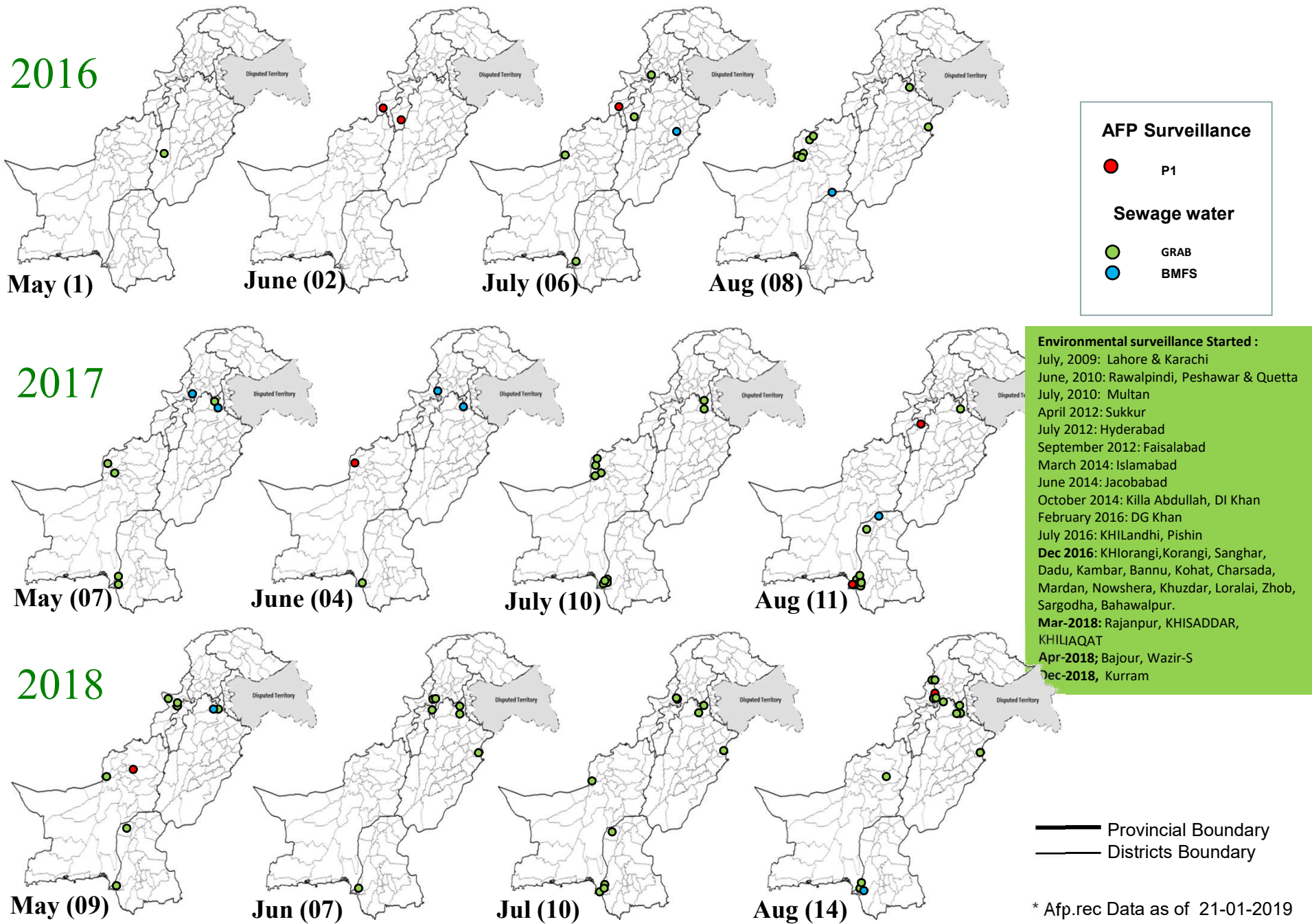
[^] MMWR Epidemiological Weeks

Map 4: Monthly Comparison of Polio Cases/Isolates 2016-2018*



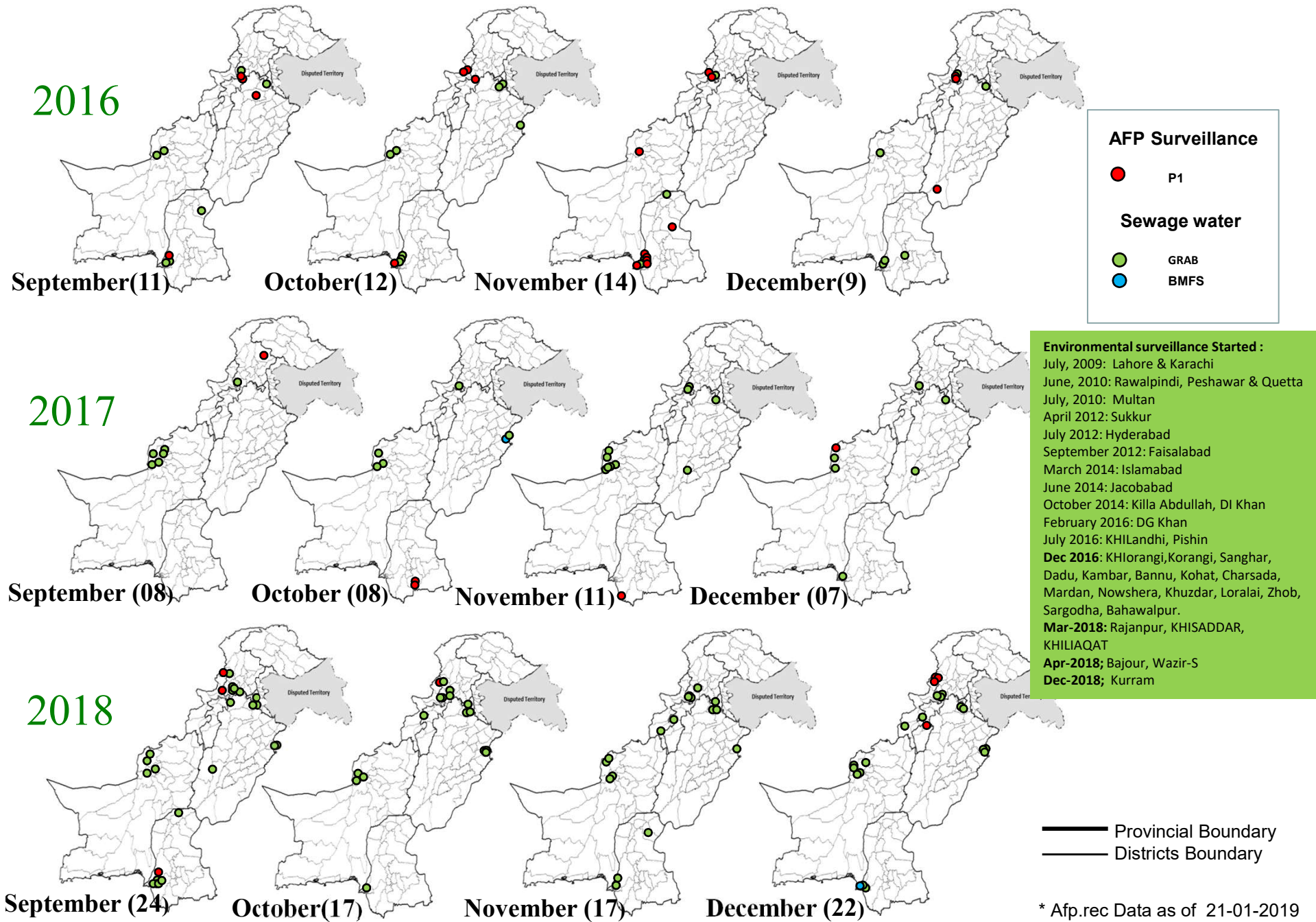
* Afp.rec Data as of 21-01-2019

Map 4.1: Monthly Comparison of Polio Cases/Isolates 2016-2018*



* Afp.rec Data as of 21-01-2019

Map 4.2: Monthly Comparison of Polio Cases/Isolates 2016-2018*



* Afp.rec Data as of 21-01-2019

Table 5: Polio Eradication Update, Pakistan 2015-2018*

Province/Region	Polio 1			
	2015	2016	2017	2018
KP-TD	16	02	-	06
KP	17	08	01	02
SINDH	12	08	02	01
PUNJAB	02	-	01	-
BALUCHISTAN	07	02	03	03
AJK	-	-	-	-
Gilgit-Baltistan	-	-	01	-
ISLAMABAD	-	-	-	-
PAKISTAN	54	20	08	12

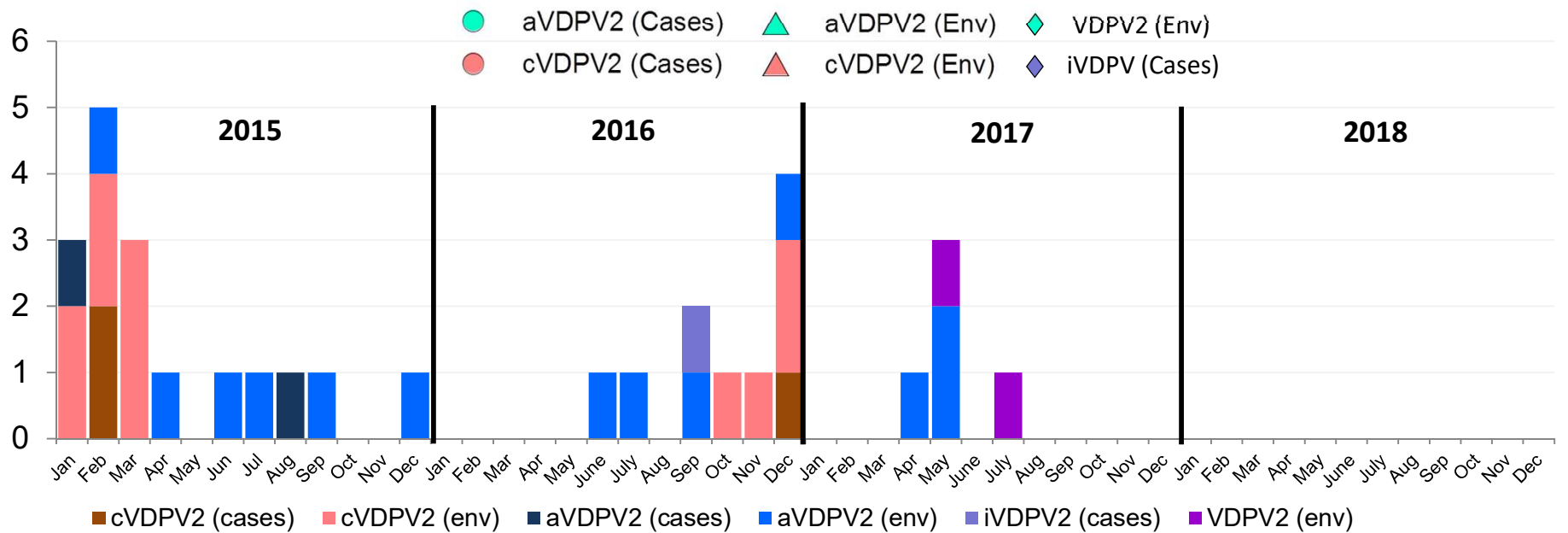
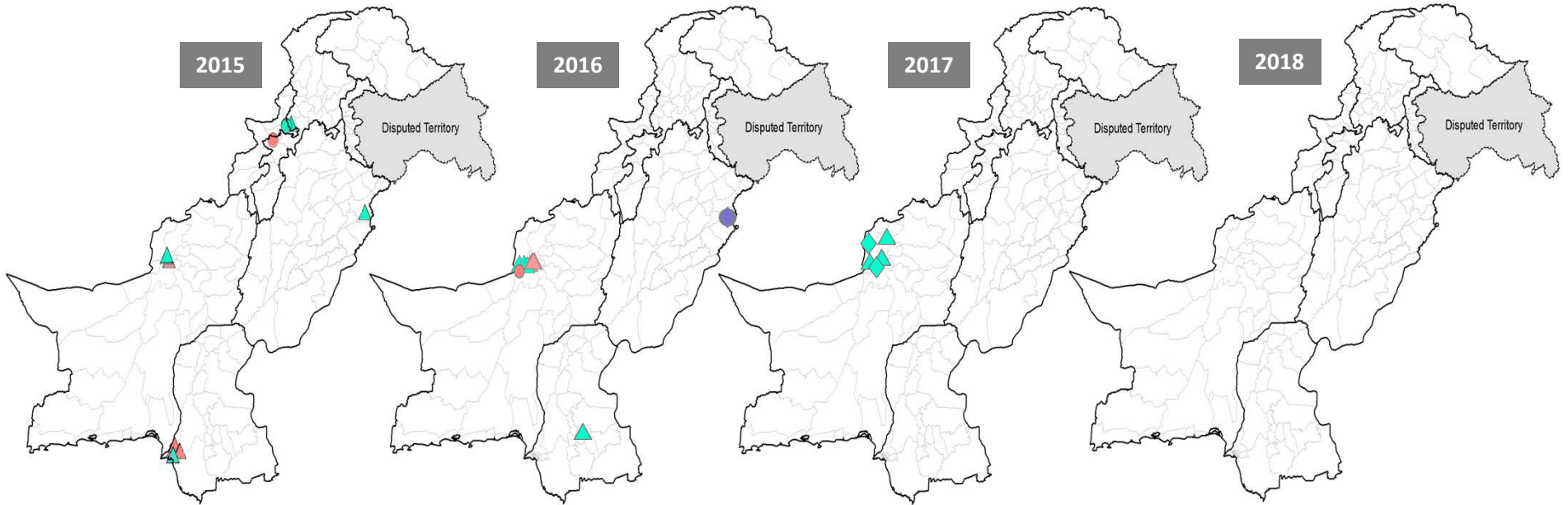


* Afp.rec Data as of 21-01-2019

VDPV2 isolates, 2014 to 2018*

DISTRICT	2014				2015				2016					2017					2018			
	aVDPV-2		cVDPV-2		aVDPV-2		cVDPV-2		aVDPV-2		iVDPV-2		cVDPV-2		VDPV2		aVDPV-2		cVDPV-2			
	Cases	Env	Cases	Env	Cases	Env	Cases	Env	Cases	Env	Cases	Env	Cases	Env	Cases	Env	Env	Cases	Env	Cases	Env	
JAFARABAD																						
MASTUNG																						
PISHIN															1							
QUETTA					2		1			3			1	4			2				1	
KABDULAH																					1	
BALOCHISTAN					2		1			3			1	4			3				2	
KHYBER	1		2		1		1															
MOHMAND																						
WAZIR-N	2		7																			
WAZIR-S	1																					
KP-TD	4		17		1		1															
FR BANNU			8																			
BANNU			1																			
HANGU							1															
LAKKIMRWT			1																			
PESHAWAR			1				1															
KPAKHTUNKHWA			3		1		1															
LAHORE	1				1					1												
PUNJAB	1				1					1												
KAMBAR																						
KHIGADAP		2	1	7																	6	
KHIGIQBAL		1					2															
KHIGULBERG							1															
HYDERABAD										1												
SINDH		3	1	7	1		2		6	1												
PAKISTAN	5	3	21	7	2	6	2	7		4	1		1	4		3					2	

VDPV isolates (Cases + ES), 2015 – 2018*



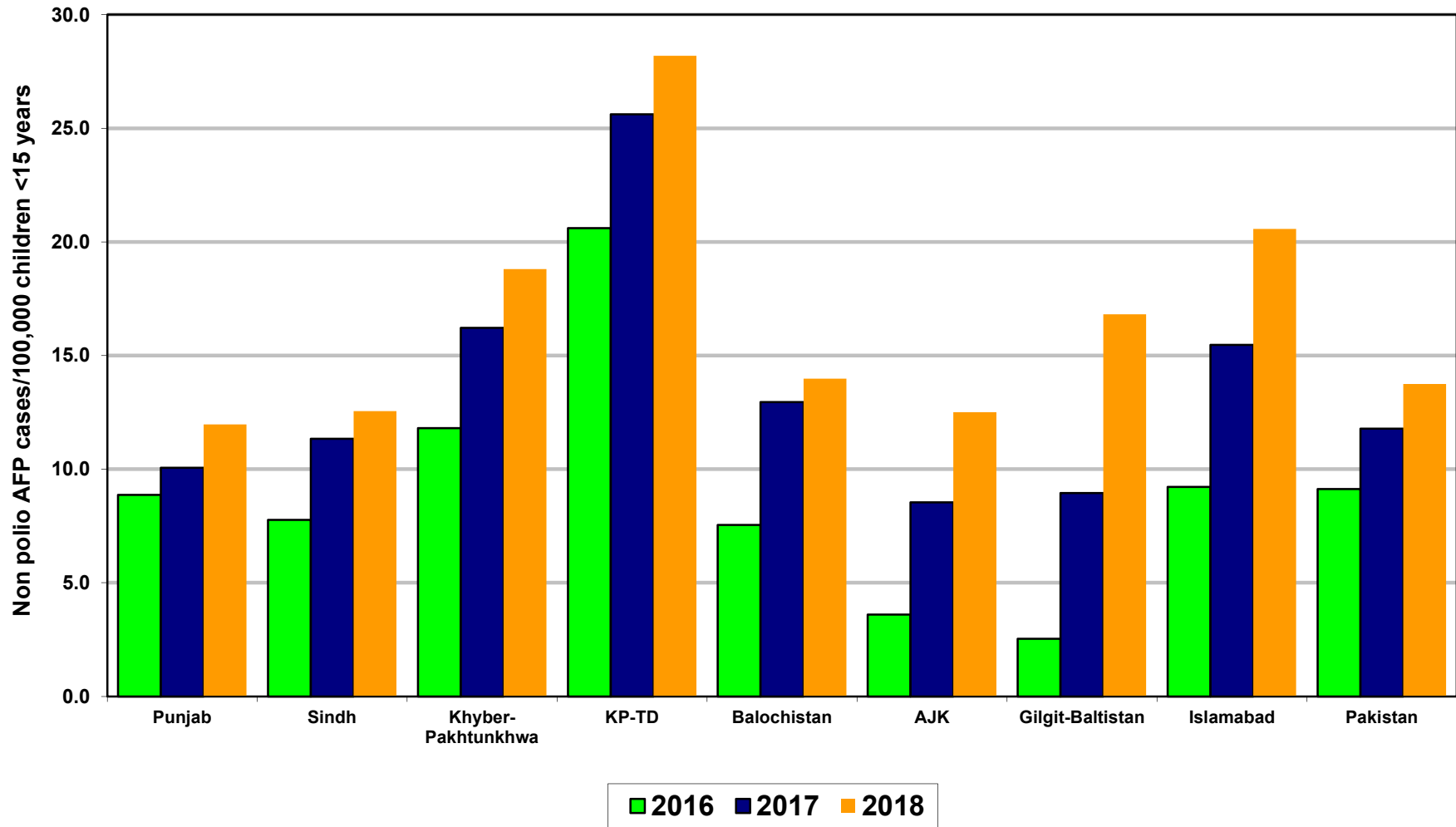
* Afp.rec Data as of 21-01-2019

Table 6: Vaccination status of non polio AFP cases age 6-59 months 2016-2018*

REGION	0 dose			1-2 doses			3 doses			4-6 doses			7+ doses		
	16	17	18	16	17	18	16	17	18	16	17	18	16	17	18
Central Punjab	0%	0%	0%	0%	0%	0%	1%	1%	1%	3%	3%	3%	97%	96%	97%
North Punjab	0%	0%	0%	0%	0%	0%	0%	1%	1%	2%	2%	3%	98%	97%	96%
South Punjab	0%	0%	0%	0%	0%	0%	0%	0%	0%	2%	2%	2%	98%	98%	98%
PUNJAB	0%	0%	0%	0%	0%	0%	0%	1%	1%	2%	2%	2%	97%	97%	97%
Karachi	0%	1%	0%	1%	1%	1%	1%	1%	2%	5%	7%	4%	93%	91%	93%
North Sindh	0%	0%	0%	0%	0%	0%	0%	0%	0%	5%	3%	2%	94%	97%	97%
South Sindh	0%	0%	0%	1%	0%	0%	1%	1%	1%	6%	4%	3%	92%	95%	96%
SINDH	0%	0%	0%	1%	0%	0%	1%	0%	1%	5%	4%	3%	93%	95%	96%
Central Khyber Pakhtunkhwa	0%	0%	0%	0%	1%	0%	0%	0%	0%	1%	1%	1%	98%	98%	98%
North Khyber Pakhtunkhwa	0%	0%	0%	1%	1%	1%	0%	1%	0%	3%	4%	2%	96%	94%	96%
South Khyber Pakhtunkhwa	1%	0%	3%	2%	2%	0%	1%	2%	0%	3%	5%	4%	94%	91%	93%
Khyber Pakhtunkhwa	0%	0%	1%	1%	1%	0%	0%	1%	0%	2%	3%	2%	96%	95%	97%
KP-TD	0%	0%	0%	2%	0%	0%	1%	1%	0%	9%	8%	2%	89%	91%	97%
Rest of Balochistan	7%	3%	1%	7%	9%	5%	2%	4%	2%	23%	13%	16%	62%	71%	76%
North Balochistan	0%	4%	0%	3%	6%	3%	3%	2%	0%	10%	10%	13%	83%	78%	85%
Quetta Block	1%	0%	3%	1%	1%	1%	4%	0%	0%	10%	7%	4%	83%	92%	92%
BALUCHISTAN	2%	2%	1%	3%	4%	3%	3%	3%	1%	13%	10%	10%	80%	82%	86%
PAKISTAN	0%	0%	0%	1%	1%	0%	1%	1%	1%	4%	4%	3%	95%	95%	96%

* Afp.rec Data as of 21-01-2019

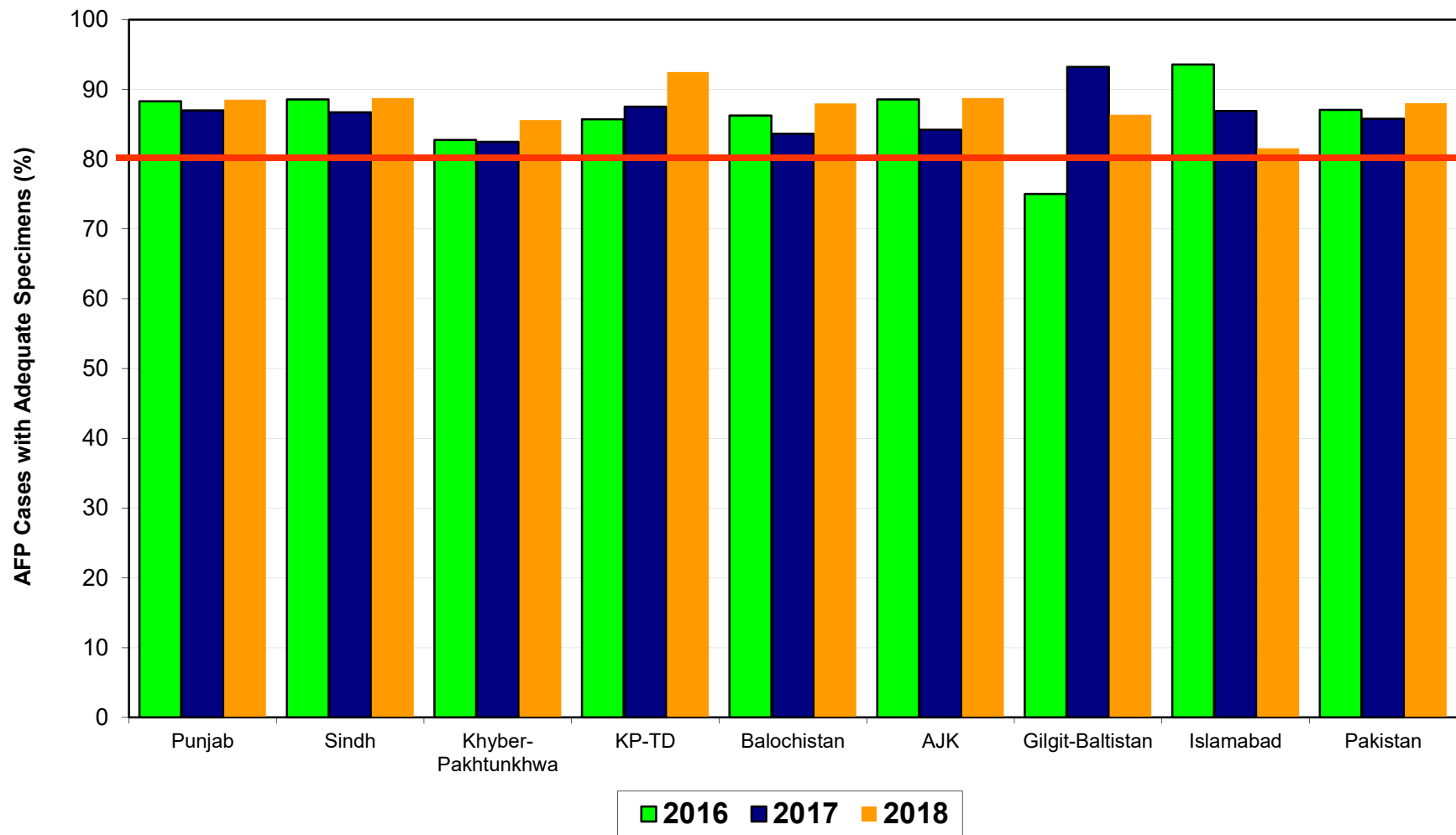
Non Polio AFP Rate By Province/Regions, 2016-2018*



Minimum Target Non-Polio AFP Rate is 6/100000 < 15 years of the age

* Afp.rec Data as of 21-01-2019

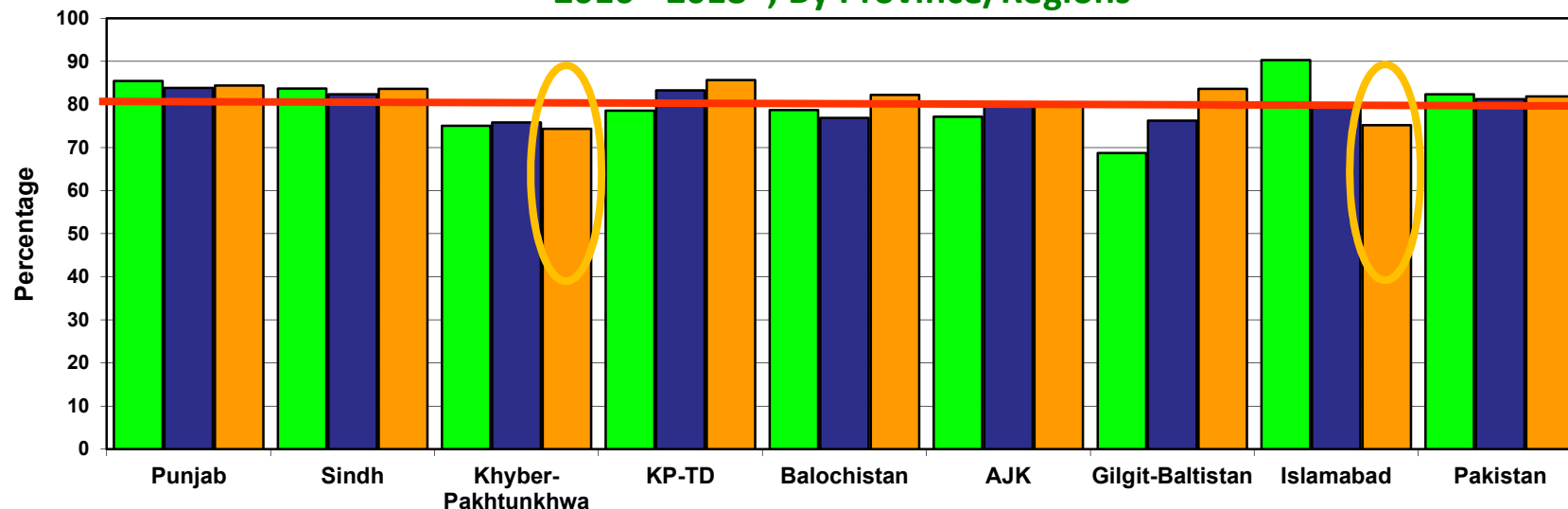
Percent AFP Cases with Adequate Specimens By Province/Regions, 2016-2018*



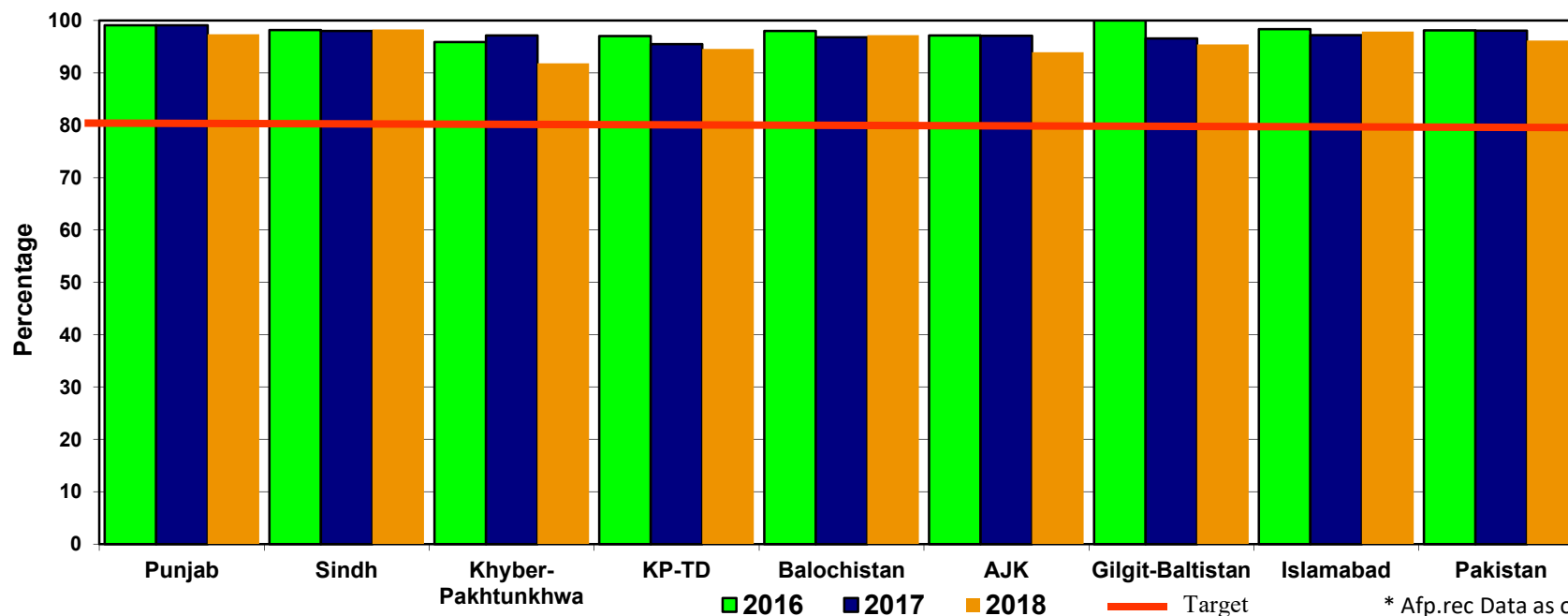
* Afp.rec Data as of 21-01-2019

— Target Adequate Sample cases = 80%

**Graph 5: Percent AFP Cases Notified within 07 days of paralysis onset
2016 - 2018*; By Province/Regions**

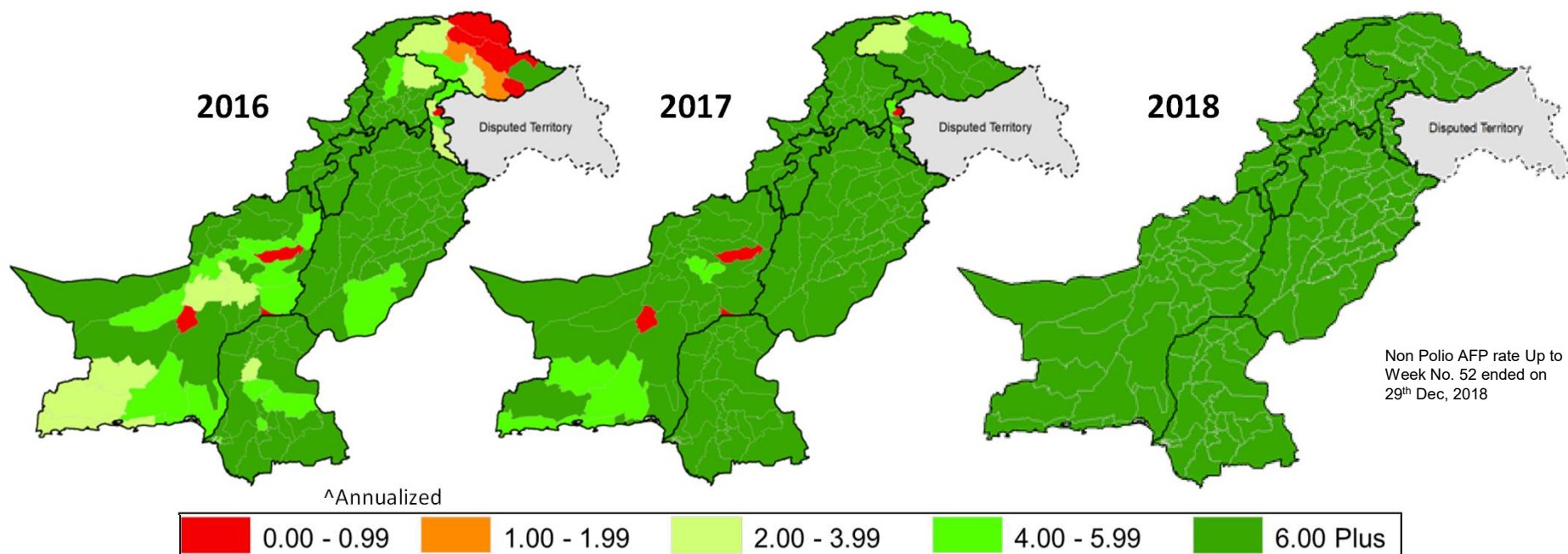


**Graph 6: Percent AFP Cases Investigated within 48 hours of notification
2016 ~ 2018*; By Province/Regions**

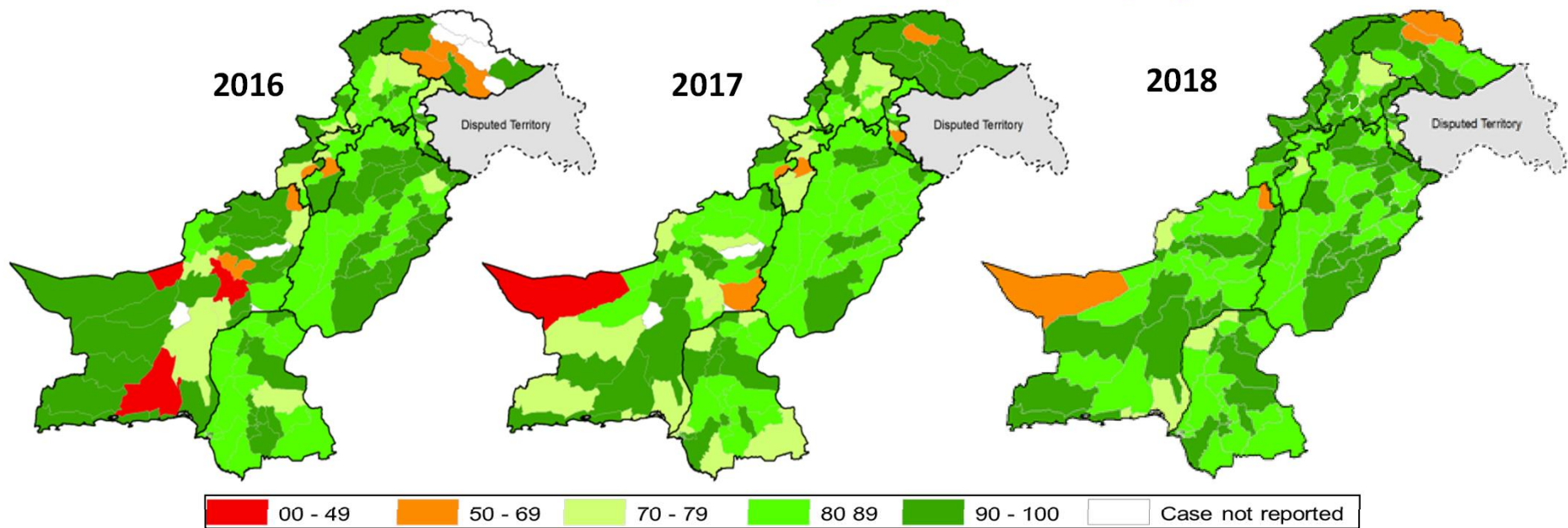


* Afp.rec Data as of 21-01-2019

Non-Polio ^ AFP Rate by District



Percent AFP Cases with Adequate Specimens, by District



**Table 7.4: AFP CASES PENDING FOR CLASSIFICATION
WITH DATE OF ONSET MORE THAN 90 DAYS* 2018 Page (1/4)**

S. No	DISTRICT	TEHSIL	EPID	SEX	AGE	DONSET	DOSE€	DSTOOL1	DSTOOL2	LAB	FEVER	ASVM	PROG	FUP	PEND (DAYS)
1	DIKHAN	DIKHAN	KP/60/18/080	M	15	18-10-18	7+	12-11-18	15-11-18	NVI	UK	UK	UK		91
2	HARIPUR	HARIPUR	KP/12/18/800	F	84	17-07-18	7+	10-08-18	11-08-18	NVI	UK	UK	UK		184
3	LAKKIMRWT	LAKKIMRWT	KP/62/18/103	F	24	02-10-18	7+	22-10-18	23-10-18	NVI	UK	UK	UK		107
4	MANSEHRA	MANSEHRA	KP/14/18/058	M	42	05-10-18	7+	29-10-18	01-11-18	NVI	UK	UK	UK		104
5	WAZIR-S	WAZIR-S	TD/65/18/800	M	3	05-09-18	7+	05-10-18	07-10-18	NVI	UK	UK	UK		134
6	BAHAWALPUR	BWP SADAR	PB/71/18/110	M	96	18-10-18	7+				Y	N	Y	DIED	91
7	JHANG	SHORKOT	PB/53/18/069	M	18	31-08-18	7+	DIED BEFORE STOOL			Y	N	Y	DIED	139
8	JHANG	PAP SAYAL	PB/53/18/091	F	84	25-09-18	7+				Y	N	Y	DIED	114
9	JHANG	JHANG	PB/53/18/109	M	25	30-09-18	7+	LATE NOTIFIED			Y	Y	Y		109
10	MIANWALI	EISAKHAIL	PB/43/18/068	F	14	05-10-18	7+	25-10-18	26-10-18	NVI	Y	Y	Y	Y	104
11	MIANWALI	MIANWALI	PB/43/18/085	F	18	10-09-18	7+				Y	Y	Y		129
12	MUZFARGARH	MUZAFFARGARH	PB/83/18/241	M	30	01-08-18	7+				Y	N	Y	Y	169
13	MUZFARGARH	MUZAFFARGARH	PB/83/18/290	M	58	15-10-18	7+	LATE NOTIFIED			N	N	Y		94
14	MUZFARGARH	JATOI	PB/83/18/286	F	108	15-10-18	7+				N	Y	Y	Y	94
15	OKARA	DEPALPUR	PB/34/18/161	M	120	20-09-18	7+				Y	N	Y		119
16	PAKPATTEN	ARIFWALA	PB/66/18/075	M	36	04-09-18	7+	14-10-18	18-10-18	NVI	Y	Y	Y	Y	135
17	SARGODHA	SILANWALI	PB/41/18/133	M	36	30-08-18	7+	LATE NOTIFIED			Y	Y	Y	Y	140
18	SHEIKHUPURA	SHEIKHUPURA	PB/33/18/090	M	288	23-07-18	7+	17-08-18	18-08-18	NVI	Y	Y	Y	Y	178
19	SHEIKHUPURA	SHARAQPUR	PB/33/18/095	M	228	01-08-18	7+	29-08-18	31-08-18	NVI	Y	Y	Y	Y	169
20	SHEIKHUPURA	SHEIKHUPURA	PB/33/18/142	M	2	16-10-18	2	LATE NOTIFIED			N	N	Y		93
21	VEHARI	MAILSI	PB/63/18/089	M	38	04-10-18	7+	24-10-18	25-10-18	NVI	Y	N	Y		105
22	BADIN	MATLI	SD/23/18/050	M	36	08-08-18	7+	20-08-18	29-08-18	EV	N	N	Y	Y	162
23	BADIN	GOLARCHI	SD/23/18/056	F	11	25-08-18	7+	DIED BEFORE STOOL			Y	N	Y	DIED	145
24	BADIN	MATLI	SD/23/18/065	M	36	27-09-18	7+	DIED BEFORE STOOL			Y	Y	Y	DIED	112
25	DADU	MEHAR	SD/24/18/045	F	74	28-04-18	7+	14-08-18	15-08-18	EV	Y	Y	Y	Y	264
26	JACOBABAD	GARHI KHAIRO	SD/53/18/048	M	12	11-06-18	7+	LATE NOTIFIED			Y	Y	Y	Y	220
27	JACOBABAD	GARHI KHAIRO	SD/53/18/050	F	84	17-07-18	7+	20-08-18	22-08-18	NVI	Y	Y	Y	DIED	184
28	JACOBABAD	JACOBABAD	SD/53/18/061	M	84	10-08-18	7+	LATE NOTIFIED			N	Y	Y	Y	160
29	JACOBABAD	GARHI KHAIRO	SD/53/18/068	M	96	14-10-18	7+	03-11-18	05-11-18	NVI	Y	Y	Y	Y	95
30	JACOBABAD	JACOBABAD	SD/53/18/070	F	12	10-09-18	7+	LATE NOTIFIED			Y	Y	Y	Y	129
31	JAMSHORO	SEHWAN	SD/25/18/053	M	168	27-08-18	7+	16-09-18	17-09-18	NVI	N	Y	Y	Y	143
32	KAMBAR	WARAH	SD/55/18/061	F	36	24-05-18	7+	LATE NOTIFIED			N	Y	Y	Y	238
33	KAMBAR	KAMBAR	SD/55/18/066	F	18	02-08-18	7+	DIED BEFORE STOOL			Y	N	Y	DIED	168
34	KAMBAR	SIJAWAL	SD/55/18/067	M	28	10-07-18	7+	07-08-18	08-08-18	NVI	Y	Y	Y	DIED	191
35	KAMBAR	QUBO SAEED KHAN	SD/55/18/074	F	12	29-07-18	7+	DIED BEFORE STOOL			Y	N	Y	DIED	172
36	KAMBAR	SIJAWAL	SD/55/18/119	M	72	16-10-18	7+	17-11-18	19-11-18	NVI	Y	Y	Y	Y	93
37	KAMBAR	SHAHADKOT	SD/55/18/085	F	48	07-06-18	7+	LATE NOTIFIED			Y	N	Y	Y	224
38	KHAIRPUR	THARI MIR WAH	SD/43/18/073	M	48	27-07-18	7+	31-07-18		EV	Y	Y	Y	DIED	174
39	KHAIRPUR	KINGRI	SD/43/18/089	F	18	10-09-18	7+	29-09-18	30-09-18	EV	Y	Y	Y	Y	129
40	KHAIRPUR	SOBHO DERO	SD/43/18/123	M	36	27-09-18	7+	LATE NOTIFIED			N	Y	Y	Y	112
41	KHIBALDIA	BALDIA	SD/61/18/020	F	27	20-08-18	7+	12-09-18	13-09-18	EV	Y	N	Y	Y	150
42	KHIBINQASIM	BINQASIM	SD/62/18/027	F	108	14-10-18	7+	25-10-18		EV	N	N	Y	DIED	95

* Afp.rec Data as of 21-01-2019

€ Based on recall of parents

60 days Follow-up not done

FUP = Residual Weakness at 60 days follow up.

**Table 7.4: AFP CASES PENDING FOR CLASSIFICATION
WITH DATE OF ONSET MORE THAN 90 DAYS* 2018 Page (2/4)**

S. No	DISTRICT	TEHSIL	EPID	SEX	AGE	DONSET	DOSESE	DSTOOL1	DSTOOL2	LAB	FEVER	ASVM	PROG	FUP	PEND (DAYS)
43	KHIKAMARI	KAMARI	SD/67/18/023	M	36	13-10-18	7+	LATE NOTIFIED			Y	N	Y	Y	96
44	KHIKORANGI	KORANGI	SD/68/18/026	M	83	13-09-18	7+	DIED BEFORE STOOL			N	Y	Y	DIED	126
45	KHILANDHI	LANDHI	SD/69/18/052	M	16	29-09-18	7+	17-11-18	19-11-18	EV	N	Y	Y	Y	110
46	KHINNAZIM	NNAZIM	SD/74/18/020	F	32	15-08-18	7+	29-08-18	31-08-18	NVI	Y	Y	Y	Y	155
47	LARKANA	DOKRI	SD/51/18/089	F	32	18-07-18	7+	LATE NOTIFIED			Y	Y	Y	Y	183
48	MATIARI	MATIARI	SD/28/18/040	M	72	16-08-18	7+	01-09-18		NVI	N	N	Y	DIED	154
49	SHIKARPUR	KHANPUR	SD/52/18/045	M	60	17-07-18	7+	09-08-18	10-08-18	EV	Y	Y	Y	Y	184
50	SHIKARPUR	LAKHI	SD/52/18/051	F	120	29-08-18	7+	10-09-18		NVI	N	N	Y	DIED	141
51	SHIKARPUR	LAKHI	SD/52/18/056	M	12	03-09-18	7+	DIED BEFORE STOOL			Y	N	Y	DIED	136
52	SHIKARPUR	GARHI YASIN	SD/52/18/067	F	72	29-09-18	7+	20-10-18	21-10-18	NVI	Y	Y	Y	Y	110
53	SHIKARPUR	KHANPUR	SD/52/18/064	M	72	06-10-18	7+	DIED BEFORE STOOL			Y	N	Y	DIED	103
54	SUJAWAL	SHAH BUNDER	SD/79/18/077	M	11	10-06-18	7+	28-07-18	29-07-18	EV	Y	Y	Y	Y	221
55	SUJAWAL	JATI	SD/79/18/110	M	6	04-09-18	6	08-10-18	10-10-18	EV	Y	Y	Y	Y	135
56	SUJAWAL	SUJAWAL	SD/79/18/113	F	36	01-10-18	7+	DIED BEFORE STOOL			Y	N	N	DIED	108
57	SUKKUR	ROHRI	SD/41/18/060	F	48	15-09-18	7+	18-09-18		NVI	Y	Y	N	DIED	124
58	BANNU	BANNU	KP/61/18/039	F	50	18-08-18	7+	01-09-18	02-09-18	NVI	Y	N	Y	Y	152
59	BANNU	WAZIR	KP/61/18/040	M	144	10-08-18	0	05-09-18	07-09-18	NVI	Y	Y	Y	Y	160
60	BANNU	BANNU	KP/61/18/043	M	36	18-08-18	7+	14-09-18	15-09-18	NVI	N	N	Y	Y	152
61	BANNU	BANNU	KP/61/18/057	F	72	12-10-18	7+	01-11-18	02-11-18	NVI	Y	Y	Y	Y	97
62	BANNU	WAZIR	KP/61/18/054	F	23	20-08-18	7+	LATE NOTIFIED			UK	Y	Y	Y	150
63	BANNU	BANNU	KP/61/18/059	F	96	29-08-18	7+	LATE NOTIFIED			UK	Y	Y	Y	141
64	BANNU	BANNU	KP/61/18/066	F	84	10-10-18	7+	DIED BEFORE STOOL			Y	N	Y	DIED	99
65	BATAGRAM	ALLAI	KP/11/18/030	F	15	09-09-18	6	19-09-18	24-09-18	NVI	Y	Y	Y	DIED	130
66	BUNER	GAGRA	KP/22/18/043	F	23	01-06-18	7+	LATE NOTIFIED			N	Y	Y	Y	230
67	CHARSADA	TANGI	KP/31/18/099	M	37	17-07-18	7+	23-07-18		NVI	Y	N	Y	DIED	184
68	CHARSADA	SHABQADAR	KP/31/18/113	M	4	01-09-18	6	27-09-18	28-09-18	NVI	Y	Y	Y	Y	138
69	CHARSADA	CHARSADDA	KP/31/18/114	F	19	23-08-18	7+	28-09-18	29-09-18	EV	N	Y	Y	Y	147
70	CHARSADA	SHABQADAR	KP/31/18/120	M	36	03-09-18	7+	06-10-18	08-10-18	EV	Y	Y	Y	Y	136
71	CHARSADA	CHARSADDA	KP/31/18/142	M	28	20-08-18	7+	LATE NOTIFIED			UK	Y	Y	Y	150
72	CHARSADA	CHARSADDA	KP/31/18/148	M	24	10-09-18	7+	LATE NOTIFIED			N	Y	Y	Y	129
73	CHITRAL	CHITRAL	KP/21/18/036	F	216	02-09-18	0	12-10-18	13-10-18	NVI	Y	Y	Y	Y	137
74	DIKHAN	DERA ISMAIL KHAN	KP/60/18/049	M	84	14-06-18	3	27-07-18	28-07-18	NVI	N	Y	Y		217
75	DIKHAN	DERA ISMAIL KHAN	KP/60/18/054	F	143	11-07-18	7+	09-08-18	10-08-18	EV	Y	Y	Y	Y	190
76	DIKHAN	PHARPUR	KP/60/18/057	F	26	17-08-18	7+	LATE NOTIFIED			EV	N	N	Y	153
77	DIKHAN	PHARPUR	KP/60/18/073	M	23	24-09-18	7+	22-10-18	25-10-18	EV	Y	N	Y		115
78	DIRLOWER	SAMAR BAGH	KP/23/18/102	F	84	17-10-18	7+	30-11-18	01-12-18	NVI	Y	N	Y		92
79	HANGU	THALL	KP/54/18/030	F	96	20-08-18	7+	20-09-18	22-09-18	NVI	Y	Y	Y	Y	150
80	KARAK	TAKHT-E-NASRATI	KP/51/18/046	M	12	01-10-18	7+	17-10-18	18-10-18	EV	Y	Y	Y	Y	108
81	KARAK	KARAK	KP/51/18/050	F	13	08-10-18	7+	24-10-18	08-11-18	EV	Y	N	Y	Y	101
82	KOHAT	DARRA ADAM KHEL	KP/50/18/044	M	84	23-07-18	7+	08-08-18	10-08-18	NVI	N	Y	Y		178
83	KOHAT	KOHAT	KP/50/18/047	M	10	26-08-18	0	DIED BEFORE STOOL			Y	Y	Y	DIED	144
84	KOHAT	KOHAT	KP/50/18/040	M	8	23-05-18	7+	DIED BEFORE STOOL			Y	N	Y	DIED	239

* Afp.rec Data as of 21-01-2019

€ Based on recall of parents

60 days Follow-up not done

FUP = Residual Weakness at 60 days follow up.

**Table 7.4: AFP CASES PENDING FOR CLASSIFICATION
WITH DATE OF ONSET MORE THAN 90 DAYS* 2018 Page (3/4)**

S. No	DISTRICT	TEHSIL	EPID	SEX	AGE	DONSET	DOSESE	DSTOOL1	DSTOOL2	LAB	FEVER	ASVM	PROG	FUP	PEND (DAYS)
85	KOHAT	KOHAT	KP/50/18/045	M	18	01-06-18	7+	LATE NOTIFIED			Y	Y	Y	Y	230
86	KOHISTAN	DASSU	KP/13/18/006	M	164	25-02-18	7+	21-03-18	22-03-18	NVI	Y	N	N	Y	326
87	KOHISTAN	DASSU	KP/13/18/020	F	24	13-08-18	1	DIED BEFORE STOOL			Y	N	Y	DIED	157
88	LAKKIMRWT	SERAI NAURANG	KP/62/18/019	M	10	20-02-18	7+	25-03-18	26-03-18	EV	Y	Y	Y	Y	331
89	LAKKIMRWT	LAKKI MARWAT	KP/62/18/058	M	26	24-05-18	7+	25-06-18	26-06-18	EV	Y	Y	Y	Y	238
90	LAKKIMRWT	LAKKI MARWAT	KP/62/18/083	M	6	02-08-18	6	13-09-18	14-09-18	NVI	N	N	Y	Y	168
91	LAKKIMRWT	LAKKI MARWAT	KP/62/18/101	F	37	01-09-18	7+	15-10-18	19-10-18	EV	Y	Y	Y	Y	138
92	MALAKAND	BATKHELA	KP/20/18/043	F	71	03-09-18	7+	DIED BEFORE STOOL			Y	Y	Y	DIED	136
93	MALAKAND	BATKHELA	KP/20/18/056	M	20	16-06-18	7+	LATE NOTIFIED			Y	Y	Y	Y	215
94	MANSEHRA	BALAKOT	KP/14/18/041	F	36	27-07-18	7+	25-08-18	26-08-18	EV	Y	Y	Y	Y	174
95	MANSEHRA	JUGGI	KP/14/18/042	F	36	22-08-18	7+	02-09-18	11-09-18	NVI	Y	N	Y	Y	148
96	MARDAN	MARDAN	KP/40/18/168	M	20	03-09-18	7+	25-09-18	26-09-18	EV	Y	Y	Y	Y	136
97	MARDAN	MARDAN	KP/40/18/174	M	58	03-09-18	7+	27-09-18	28-09-18	NVI	N	Y	Y	Y	136
98	MARDAN	MARDAN	KP/40/18/189	M	62	13-10-18	7+	30-10-18	31-10-18	NVI	Y	Y	Y	Y	96
99	MARDAN	MARDAN	KP/40/18/199	F	38	01-10-18	7+	13-11-18	14-11-18	VACC	Y	Y	Y	Y	108
100	MARDAN	MARDAN	KP/40/18/208	M	13	28-09-18	7+	21-11-18	22-11-18	EV	Y	Y	Y	Y	111
101	NOWSHERA	NOWSHERA	KP/32/18/051	M	13	27-04-18	7+	06-06-18	07-06-18	EV	Y	Y	Y	Y	265
102	NOWSHERA	NOWSHERA	KP/32/18/098	M	72	27-08-18	7+	05-10-18	06-10-18	NVI	Y	Y	Y	Y	143
103	NOWSHERA	NOWSHERA	KP/32/18/102	M	177	01-05-18	7+	LATE NOTIFIED			Y	Y	Y	Y	261
104	PESHAWAR	PESHAWAR	KP/30/18/228	F	16	02-07-18	7+	LATE NOTIFIED			N	Y	Y	Y	199
105	PESHAWAR	PESHAWAR	KP/30/18/252	F	17	09-10-18	7+	29-10-18	30-10-18	EV	N	Y	Y	Y	100
106	PESHAWAR	PESHAWAR	KP/30/18/257	M	44	15-09-18	7+	30-10-18	31-10-18	EV	Y	N	Y	Y	124
107	PESHAWAR	PESHAWAR	KP/30/18/246	M	144	14-10-18	7+	28-10-18	31-10-18	NVI	Y	N	Y	Y	95
108	PESHAWAR	PESHAWAR	KP/30/18/271	F	10	15-10-18	3	15-11-18	16-11-18	NVI	UK	Y	UK		94
109	PESHAWAR	PESHAWAR	KP/30/18/272	F	24	24-09-18	7+	18-11-18	19-11-18	NVI	N	Y	Y	Y	115
110	PESHAWAR	PESHAWAR	KP/30/18/280	F	18	08-10-18	7+	25-11-18	26-11-18	NVI	Y	Y	Y	Y	101
111	SHANGLA	PURAN	KP/26/18/075	M	30	04-10-18	7+	LATE NOTIFIED			Y	N	Y	Y	105
112	SWABI	SWABI	KP/41/18/100	F	9	03-08-18	7+	03-09-18	04-09-18	EV	N	Y	N	Y	167
113	SWABI	TOPI	KP/41/18/109	M	1	30-08-18	1	19-09-18	21-09-18	EV	N	N	Y	DIED	140
114	SWABI	RAZAR	KP/41/18/107	M	18	04-09-18	7+	DIED BEFORE STOOL			Y	N	Y	DIED	135
115	SWABI	SWABI	KP/41/18/118	M	39	27-09-18	7+	DIED BEFORE STOOL			N	N	Y	DIED	112
116	SWABI	TOPI	KP/41/18/126	M	17	15-09-18	7+	16-10-18	18-10-18	NVI	N	Y	Y	Y	124
117	SWABI	RAZAR	KP/41/18/136	F	64	16-10-18	7+	01-11-18	02-11-18	NVI	Y	Y	Y	Y	93
118	SWABI	LAHORE	KP/41/18/144	M	28	03-10-18	7+	15-11-18	16-11-18	EV	Y	N	Y	Y	106
119	SWAT	KHWAZA KHELA	KP/24/18/114	F	27	06-09-18	7+	11-10-18	12-10-18	NVI	Y	Y	Y	Y	133
120	SWAT	KABAL	KP/24/18/133	M	2	15-10-18	3	13-11-18	14-11-18	NVI	UK	N	Y	DIED	94
121	TANK	TANK	KP/63/18/030	F	7	25-09-18	5	14-10-18	15-10-18	NVI	N	Y	Y	Y	114
122	TORGHAR	JUDBAH	KP/15/18/009	F	26	24-07-18	2	LATE NOTIFIED			Y	N	N	Y	177
123	CHAGHAI	NOKUNDI	BN/13/18/014	M	6	03-10-18	0	29-11-18	30-11-18	NVI	Y	Y	N	Y	106
124	BHIMBER	BARNALA	AJ/60/18/023	F	68	25-08-18	7+	15-09-18	16-09-18	EV	Y	N	Y	DIED	145
125	SHIGAR	SHIGAR	GB/24/18/009	F	132	23-08-18	7+	03-09-18	08-09-18	VACC	N	N	Y	Y	147
126	ICT	ICT	IB/02/18/060	F	84	22-08-18	7+	14-10-18	15-10-18	EV	N	N	Y	Y	148

* Afp.rec Data as of 21-01-2019

€ Based on recall of parents

60 days Follow-up not done

FUP = Residual Weakness at 60 days follow up.

**Table 7.4: AFP CASES PENDING FOR CLASSIFICATION
WITH DATE OF ONSET MORE THAN 90 DAYS* 2018 Page (4/4)**

S. No	DISTRICT	TEHSIL	EPID	SEX	AGE	DONSET	DOSESE	DSTOOL1	DSTOOL2	LAB	FEVER	ASYM	PROG	FUP	PEND (DAYS)
127	ICT	ICT	IB/02/18/067	F	104	12-10-18	7+	30-10-18	31-10-18	NVI	N	Y	Y		97
128	ICT	ICT	IB/02/18/069	M	18	25-08-18	7+	LATE NOTIFIED			Y	Y	Y		145
129	FR BANNU	FR BANNU	FT/69/18/021	M	18	09-05-18	7+	07-07-18	08-07-18	NVI	N	Y	UK		253
130	KURRAM	UPPER KURRAM	FT/52/18/016	M	16	26-05-18	7+	27-06-18	28-06-18	EV	N	N	UK	Y	236
131	WAZIR-S	TIARZA	TD/65/18/034	F	132	10-10-18	7+	25-10-18	26-10-18	NVI	N	Y	Y		99

* Afp.rec Data as of 21-01-2019

€ Based on recall of parents

60 days Follow-up not done

FUP = Residual Weakness at 60 days follow up.