



**World Health  
Organization**

**Weekly  
AFP Surveillance Update  
Pakistan**

**Week 02** (*Ended on 12<sup>th</sup> Jan, 2019*)

***National Surveillance Cell***

World Health Organization Country Office,  
Chak Shahzad, Park Road,  
Islamabad, Pakistan

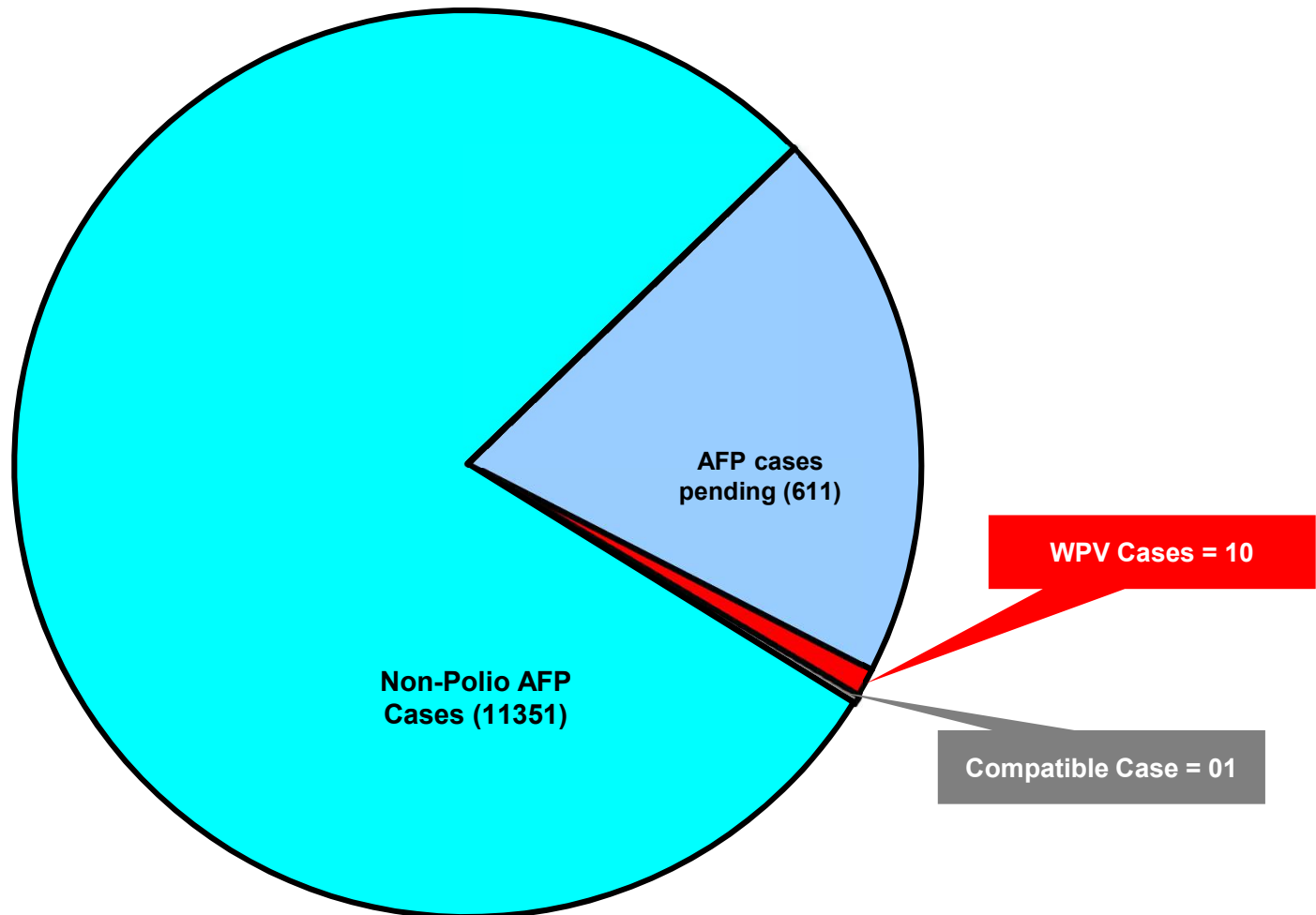
Tel: +92-51 9255123 / 9255282 /9255184

AFP Surveillance



<http://www.emro.who.int/pak/information-resources>

# AFP Case Profile, 2018\*



**Total AFP Cases Reported = 11973**

**^313 Inadequate cases not due for FUP**

**^298 AFP Cases pending in Lab**

**^131 AFP Cases pending for classification by ERC**

\* Afp.rec Data as of 14-01-2019

## Table 1.1: List of Confirmed Polio Cases, Pakistan 2018\*

S.NO.	PROVINCE/ REGION	DISTRICT	TEHSIL	EPID NO.	SEX	AGE (m)	DATE ONSET OF PARALYSIS	NO. OPV DOSES (based on parents recall)		FEVER	Asymptomatic Paralysis	Rapid Progression	REFUSAL	WPV TYPE	GENETICS
								Routine	SIA's						Cluster
01	BALUCHISTAN	DUKI	DUKI	BN/65/18/003	M	38	08-Mar-18	0	7+	Y	Y	Y	N	NSL1	R4B5C4
02	BALUCHISTAN	DUKI	DUKI	BN/65/18/005	F	18	15-Apr-18	0	7	Y	Y	Y	N	NSL1	R4B5C4D
03	BALUCHISTAN	DUKI	DUKI	BN/65/18/007	M	18	18-May-18	0	3	Y	Y	Y	N	NSL1	R4B5C4D
04	KPAKHTUNKHW	CHARASADA	CHARASADA	KP/31/18/100	M	19	1-Aug-18	3	7+	Y	Y	Y	N	NSL1	R4B5C5B2
05	SINDH	KHIGADAP	GADAP	SD/63/18/041	F	42	22-Sep-18	3	7+	Y	Y	Y	N	NSL1	R4B5C4D
06	KPTD	KHYBER	LANDI KOTAL	TD/34/18/104	F	55	25-Sep-18	0	7	N	Y	Y	N	NSL1	R4B5C5B2
07	KPTD	BAJOUR	WARA MAMOUND	TD/33/18/085	M	84	24-Sep-18	3	7+	Y	N	Y	N	NSL1	R4B5C4D
08	KPTD	BAJOUR	LEO MAMOUND	TD/33/18/094	F	66	07-Oct-18	3	7+	Y	Y	Y	N	NSL1	R4B5C4D
09	KP	LAKKIMRWT	SERAI NAURANG	KP/62/18/129	F	16	16-Dec-18	0	7+	N	Y	Y	N	NSL1	R4B5C5B2
10	KPTD	BAJOUR	SALARZAI	TD/33/18/148	M	30	25-Dec-18	0	0	Y	Y	Y	Y	NSL1	R4B5C5B2

New WPV Cases

\* Afp.rec Data as of 14-01-2019

## Table 3: Urgent/ITD Pending Cases

S. #	Basic information							OPV/IPV doses				Urgent		Prov Diagnosis	Lab update			Remarks			
	District	Tier	Tehsil	Union council	Epid number	Date of Onset	Age (VI) x	Sex	Date of 1st stool	Stool Adeq	RI	SAs	Last 6 SAs		Last dose	IPV	Field		NSC	Lab No.	Days Inoc
<b>Isolates pending for ITSD</b>																					
1	KABDULAH	1	CHAMAN	C.ROAD	BN/14/18/042	25-Dec-18	28	F	28-Dec-18	Y	0	7	5	17-Dec-18	N	N	N	RIGHT HEMIPLEGIA	16235	8	L20B+
2	KHIJAM SHEED	4	JAMSHEED	AZAM BASTI - 3	SD/66/18/028	18-Dec-18	8	F	27-Dec-18	Y	1	7+	6	15-Dec-18	N	N	N	MUSCLE MYOPATHY	16237	8	L20B+
3	NFEROZ *	4	BHIRIA	CHANHEEN	SD/45/18/053	17-Dec-18	48	M	24-Dec-18	Y	3	7+	6	11-Dec-18	N	N	N	GBS	16356	3	L20B+
<b>Reported urgent (by field / NSC criteria)</b>																					
4	PISHIN *	1	PISHIN	TOOR SHAH	BN/12/18/046	25-Dec-18	18	M	30-Dec-18	Y	9	4	0		N	Y	Y	POLIO MYELITIS	16238	11	UP
5	WAZIR-N *	1	MIRAN SHAH	DATTA KHEL 2	TD/64/18/064	28-Dec-18	5	F	04-Jan-19	Y	0	4	4	12-Dec-1918	N	N	Y	HYPOKALEMIA	16456	5	UP
6	RYKHAN *	4	SADIQABAD	JAMAL DIN WALI	PB/72/18/285	23-Dec-18	7	F	29-Dec-18	Y	1	4	4	10-Dec-1918	N	Y	N	POLIO MYELITIS	16300	10	UP

\* New addition    § New results    #Data not available    ≠ NSC Criteria = Fever, Rapid Progress, Age < 48 months and OPV Doses <7    UP = Under process  
Urgent (Field/NSC) / Inadequate specimens / Age 12-35 months / Zero OPV dose    UPending for genomic sequencing

# Point in time comparison of Polio Cases by Province/Region 2017 - 2018\*

Region/ Province	No. of polio cases		No. of infected districts/towns		Most recent polio case
	2017	2018	2017	2018	
<b>Balochistan</b>	3	3	2	1	18-May-18
<b>Sindh</b>	2	1	2	1	22-Sept-18
<b>Khyber Pakhtunkhwa</b>	1	2	1	2	16-Dec-18
<b>KP-TD</b>	0	4	0	2	25-Dec-18
<b>G-Baltistan</b>	1	0	1	0	13-Feb-17
<b>Punjab</b>	1	0	1	0	28-Jan-17
<b>Pakistan</b>	<b>8</b>	<b>10</b>	<b>7</b>	<b>6</b>	<b>25-Dec-18</b>

Twenty five additional districts / towns declared infected based on environmental samples in 2018

\* Afp.rec Data as of 14-01-2019







## Table 2: LAB Update 2018\*

Month of onset	Cases	Cases under process			Negative cases	NPEV positive	NPEV %	Within 14 days	Positive cases		
		Culture	ITD	SEQ					Wild	Vaccine	VDPV
January	1010	0	0	0	843	91	9%	99%	0	76	0
February	893	0	0	0	714	105	12%	100%	0	74	0
March	969	0	0	0	768	172	18%	95%	1	28	0
April	983	0	0	0	734	217	22%	30%	1	31	0
May	993	0	0	0	721	241	24%	97%	1	30	0
June	782	0	0	0	583	181	23%	100%	0	18	0
July	927	0	0	0	586	314	34%	99%	0	27	0
August	978	0	0	0	617	322	33%	99%	1	38	0
September	1018	0	0	0	667	286	28%	100%	3	62	0
October	1031	0	0	0	781	229	22%	99%	1	20	0
November	1127	12	0	0	879	162	14%	100%	0	74	0
December	1055	354	3	0	585	66	7%	93%	2	45	0
<b>Pakistan</b>	<b>11766</b>	<b>366</b>	<b>3</b>	<b>0</b>	<b>8478</b>	<b>2386</b>	<b>21%</b>	<b>92%</b>	<b>10</b>	<b>523</b>	<b>0</b>

\* Data as of Jan 14, 2019



# Comparison of Environmental Sampling Results, 2017-18\*

DISTRICT	2017					2018					Last
	TOTAL	WILD			TOTAL	WILD					
	n	GRAB	BMFS	TOTAL		n	GRAB	BMFS	TOTAL		
		n	n	n	%		n	n	n	%	
LAHORE	63	1		1	2%	60	12		12	20%	18-Dec-18
MULTAN	36	1		1	3%	36			0	0%	
DGKHAN	36			0	0%	25	1	1	2	8%	12-Sep-18
RAWALPINDI	26	6	2	8	31%	25	14	1	15	60%	14-Dec-18
FAISALABAD	23			0	0%	24			0	0%	
SARGODHA	12			0	0%	12			0	0%	
BAHAWALPUR	12			0	0%	11			0	0%	
RAJANPUR						12			0	0%	
CDA	12	5		5	42%	12	7		7	58%	10-Nov-18
KHIGIQBAL	26	5	1	6	23%	24	1		1	4%	13-Sep-18
KHIGADAP	36	21		21	58%	38	13	2	15	39%	11-Dec-18
KHIBALDIA	12	2		2	17%	12	2		2	17%	4-Sep-18
KHILANDHI	12	7		7	58%	11	3		3	27%	30-Jul-18
KHIKORANGI	12	1		1	8%	11	1		1	9%	14-Dec-18
KHISITE	12	5		5	42%	12	2		2	17%	3-Sep-18
KHISADDAR						11	1		1	9%	10-Sep-18
KHILIAQAT						11	2		2	18%	7-Nov-18
SUKKUR	32	1	1	2	6%	25	1	1	2	8%	9-Nov-18
HYDERABAD	12			0	0%	12	1		1	8%	9-Feb-18
JACOBABAD	15	3	1	4	27%	14	2	1	3	21%	12-Sep-18
SANGHAR	12			0	0%	1			0	0%	
DADU	12			0	0%	12			0	0%	
KAMBAR	12	1		1	8%	12	3		3	25%	9-Jul-18
PESHAWAR	27	6	2	8	30%	34	21	1	22	65%	26-Dec-18
DIKHAN	23			0	0%	24			0	0%	
BANNU	12			0	0%	13	3	1	4	31%	27-Dec-18
KOHAT	10			0	0%	12	5		5	42%	27-Sep-18
CHARSADA	12			0	0%	12			0	0%	
MARDAN	12			0	0%	12	2		2	17%	15-Nov-18
NOWSHERA	12			0	0%	12	2		2	17%	18-Oct-18
KABDULAH	24	13		13	54%	24	8		8	33%	15-Dec-18
QUETTA	49	11	1	12	24%	48	13		13	27%	20-Dec-18
PISHIN	12	5		5	42%	12	1		1	8%	2-Dec-18
KHUZDAR	12			0	0%	11			0	0%	
LORALAI	12	3		3	25%	11	2		2	18%	17-Aug-18
ZHOB	12	1		1	8%	11			0	0%	
WAZIR-S						8	1		1	13%	26-Nov-18
BAJOUR						9	5		5	56%	25-Oct-18
KURRAM						2			0	0%	
<b>PAKISTAN</b>	<b>654</b>	<b>98</b>	<b>8</b>	<b>106</b>	<b>16%</b>	<b>678</b>	<b>129</b>	<b>8</b>	<b>137</b>	<b>20%</b>	<b>27-Dec-18</b>

New Positive Samples

\* Afp.rec Data as of 14-01-2019

## WPV and cVDPV Cases by District in 2018

PROVINCE	DISTRICT	WPV Cases		cVDPV Cases	
		Onset of Last Case	Cases	Onset of Last Case	Cases
SINDH	KHIGADAP	22-Sep	1		
KPTD	KHYBER	25-Sep	1		
KPTD	BAJOUR	25-Dec	3		
KP	CHARSADA	1-Aug	1		
KP	LAKKIMRWT	16-Dec	1		
BALUCHISTAN	DUKKI	18-May	3		
<b>PAKISTAN</b>		<b>25-Dec</b>	<b>10</b>		

# Map 2.1: Point in Time Comparison of Wild Polio virus, Compatible and cVDPV2 isolates

## Infected districts/Towns/Agencies/Areas

On the basis of WPV isolation

- WPV cases = 07
- Sewage water = 15 (no WPV case)
- Total = 22

### 2017

#### Source

#### AFP Surveillance

- P1 = 08
- Compatible = 02
- cVDPV Cases = -
- cVDPV Env = -

#### Sewage water

- Grab = 98
- BMFS = 08

## Infected districts/Towns/Agencies/Areas

On the basis of WPV isolation

- WPV cases = 06
- Sewage water = 25 (no WPV case)
- Total = 31

### 2018

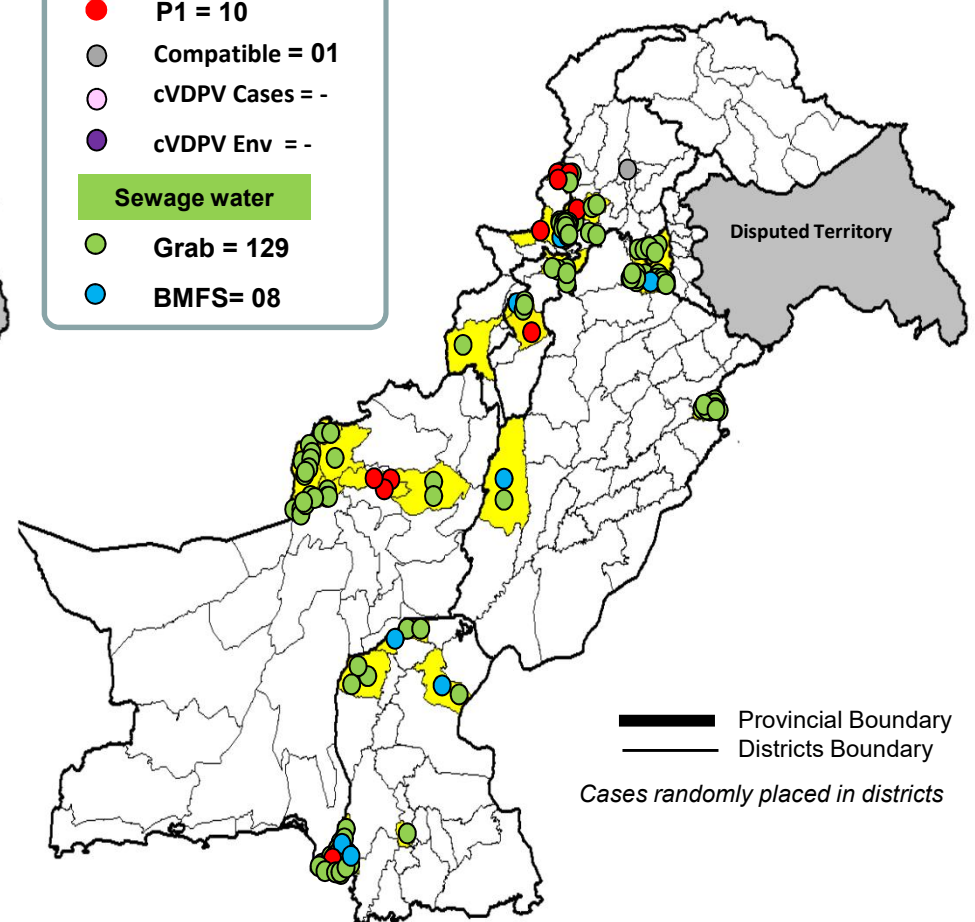
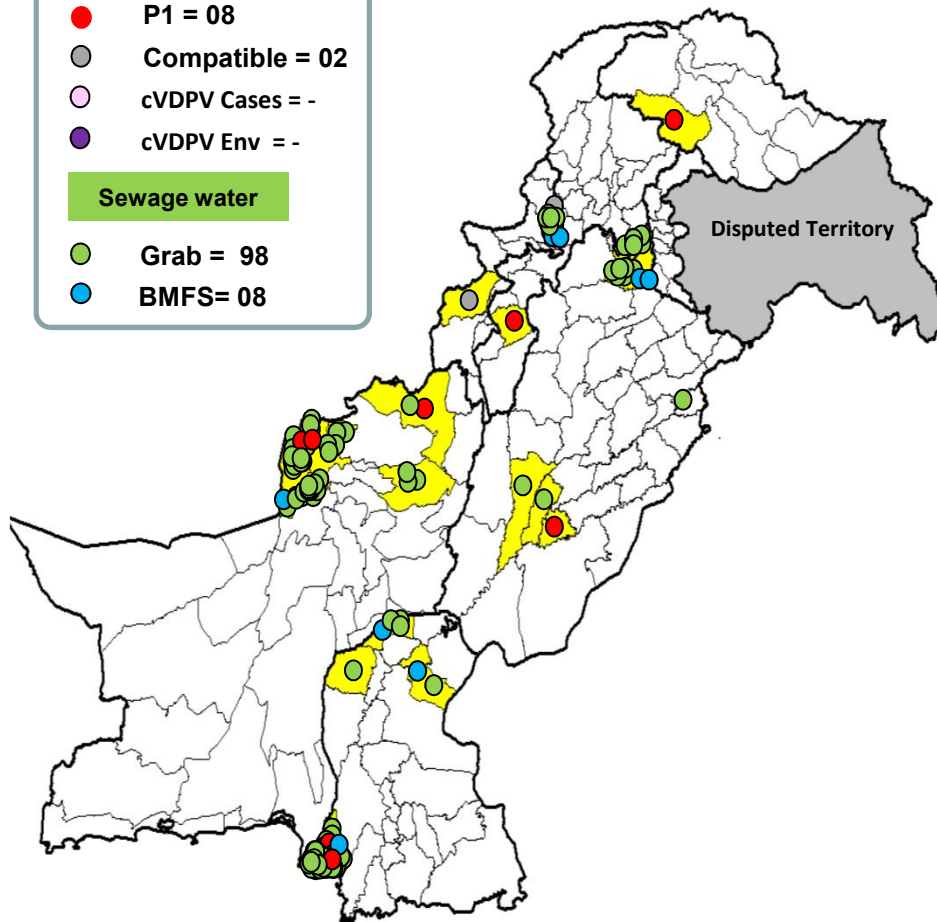
#### Source

#### AFP Surveillance

- P1 = 10
- Compatible = 01
- cVDPV Cases = -
- cVDPV Env = -

#### Sewage water

- Grab = 129
- BMFS = 08

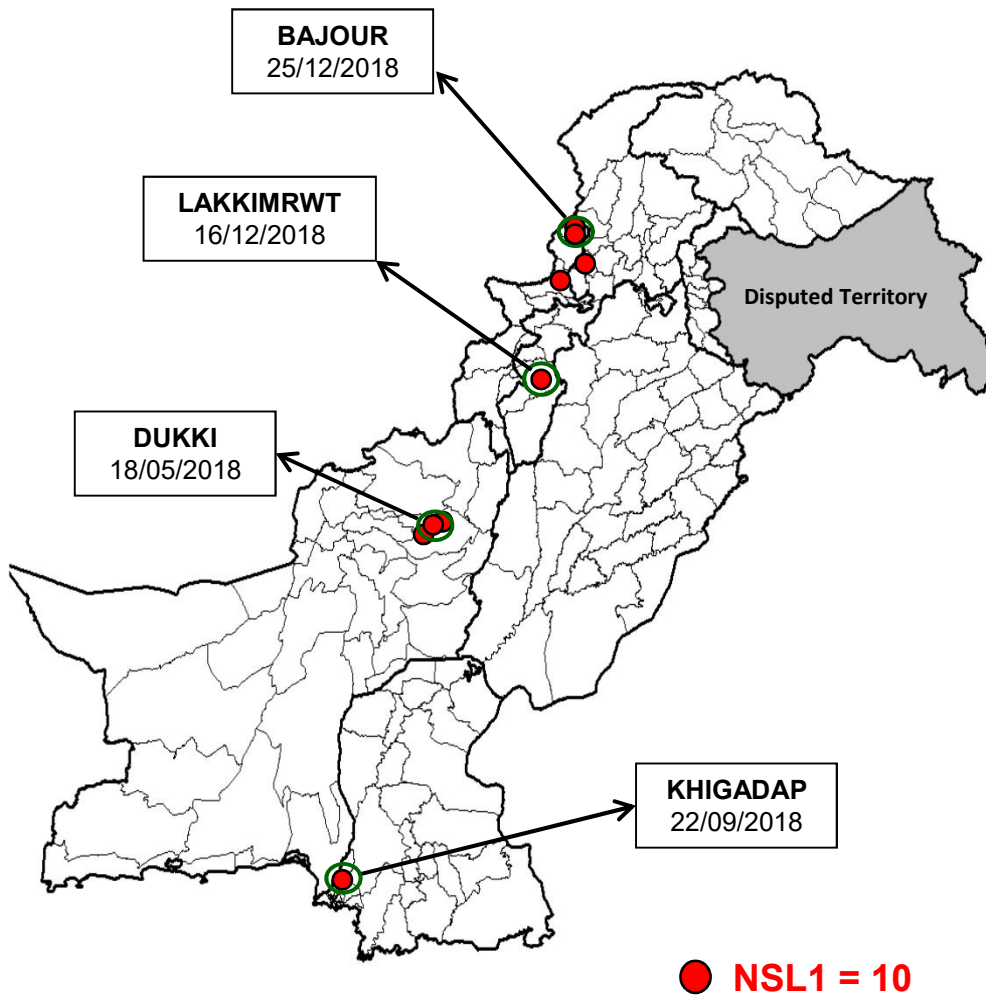


Provincial Boundary  
 Districts Boundary  
 Cases randomly placed in districts

\* Afp.rec Data as of 14-01-2019

# Map1: Distribution of Wild Polio Cases Pakistan 2017-2018\*

Districts/Towns with Wild Polio Cases = 06



Province/ Country	Date of Last Case		Number of cases 2017		Number of cases 2018	
	P1	P3	P1	P3	P1	P3
KP-TD	Oct, 2018	Apr, 2012	-	-	04	-
KHYBER-PAKHTUNKHWA	Dec, 2018	Oct, 2010	01	-	02	-
SINDH	Sep, 2018	Jan, 2010	02	-	01	-
BALUCHISTAN	May, 2018	Apr, 2010	03	-	03	-
PUNJAB	Jan, 2017	Jun, 2010	01	-	-	-
AJK	Jun, 2000	Jun, 2000	-	-	-	-
GILGIT-BALTISTAN	Feb, 2017	-	01	-	-	-
ISLAMABAD	Sep, 2008	Sep, 2008	-	-	-	-
<b>PAKISTAN</b>	<b>Dec, 2018</b>	<b>Apr, 2012</b>	<b>08</b>	<b>-</b>	<b>10</b>	<b>-</b>

○ District with last polio case in province

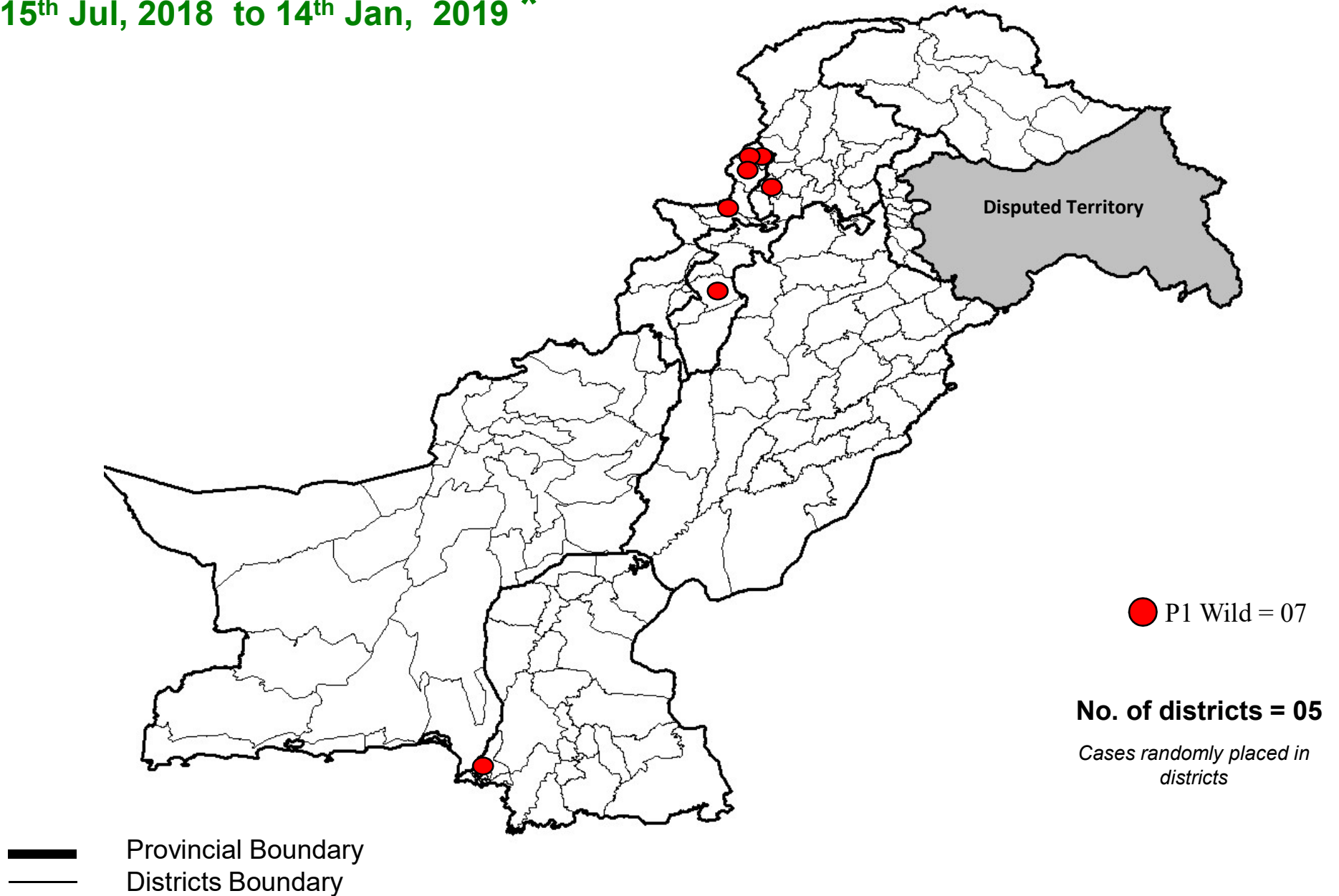
— Provincial Boundary  
— Districts Boundary

Cases randomly placed in districts

\* Afp.rec Data as of 14-01-2019

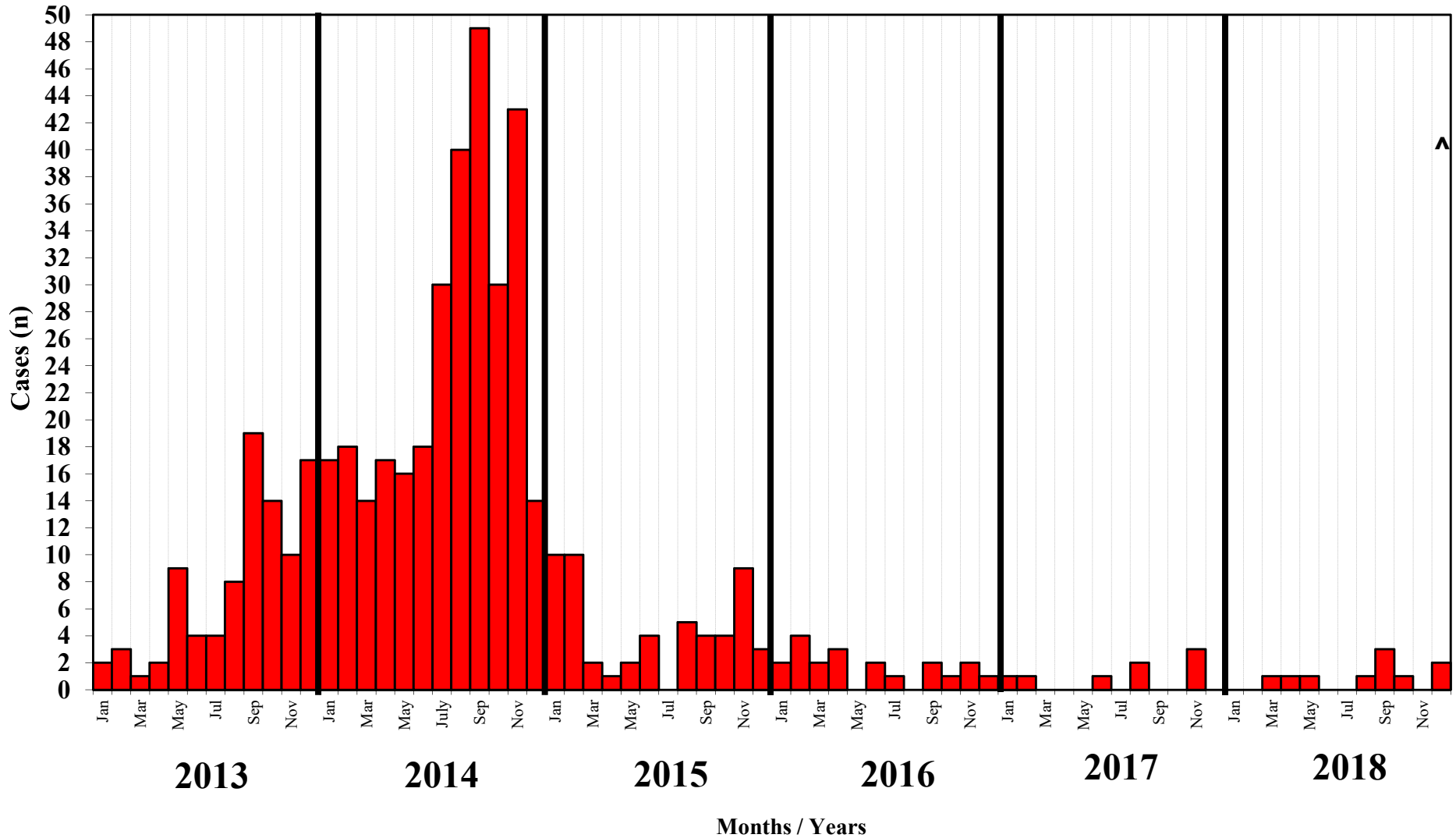
## Map 3: Wild Polio cases in the last 6 months

15<sup>th</sup> Jul, 2018 to 14<sup>th</sup> Jan, 2019 \*



\* Afp.rec Data as of 14-01-2019

# Confirmed Polio Cases 2013-2018\*



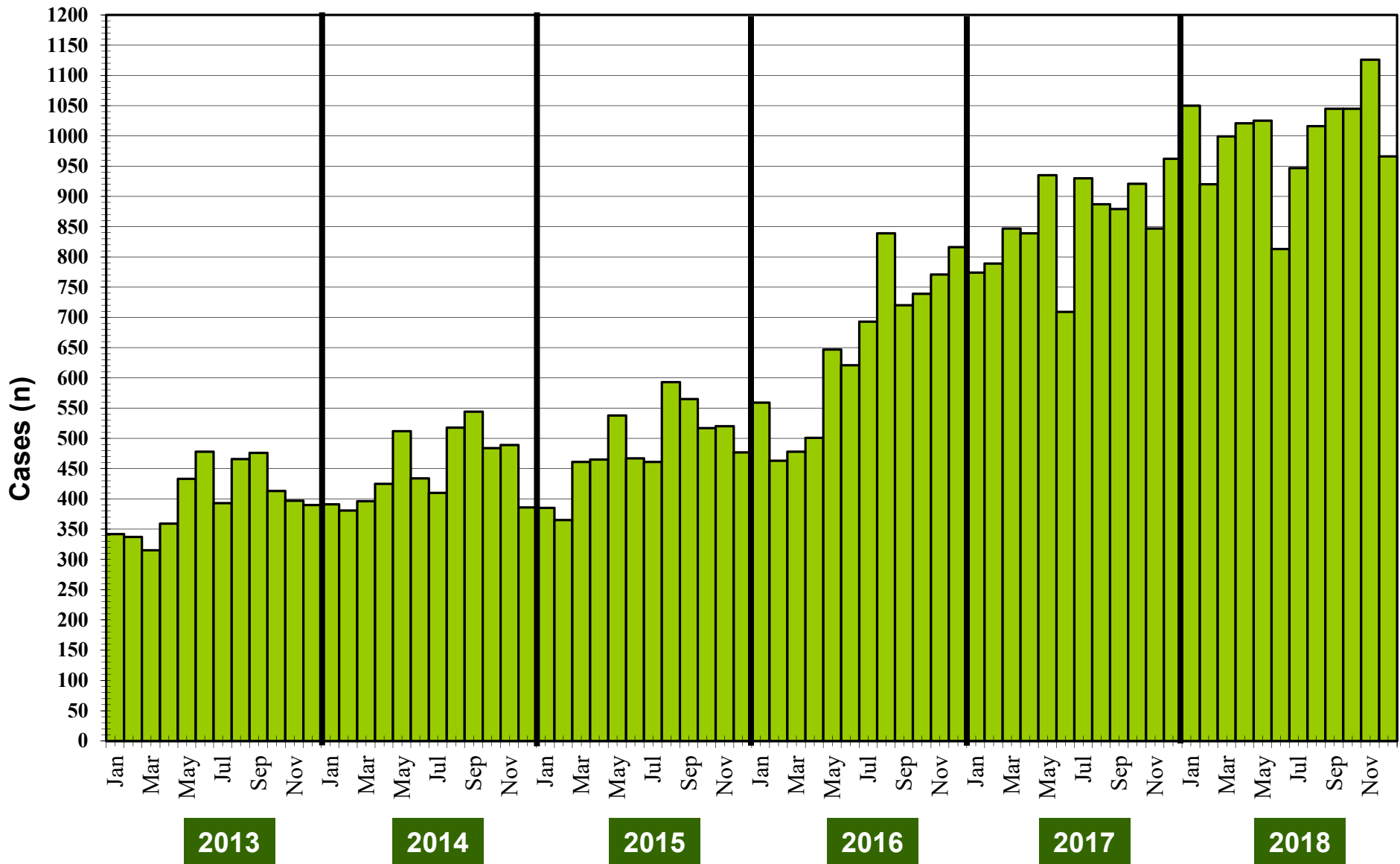
\* Afp.rec Data as of 14-01-2019

■ NSL1

^ Data incomplete



# Graph 1: Distribution of AFP Cases by Month, Pakistan 2013-2018\*



\* Afp.rec Data as of 14-01-2019

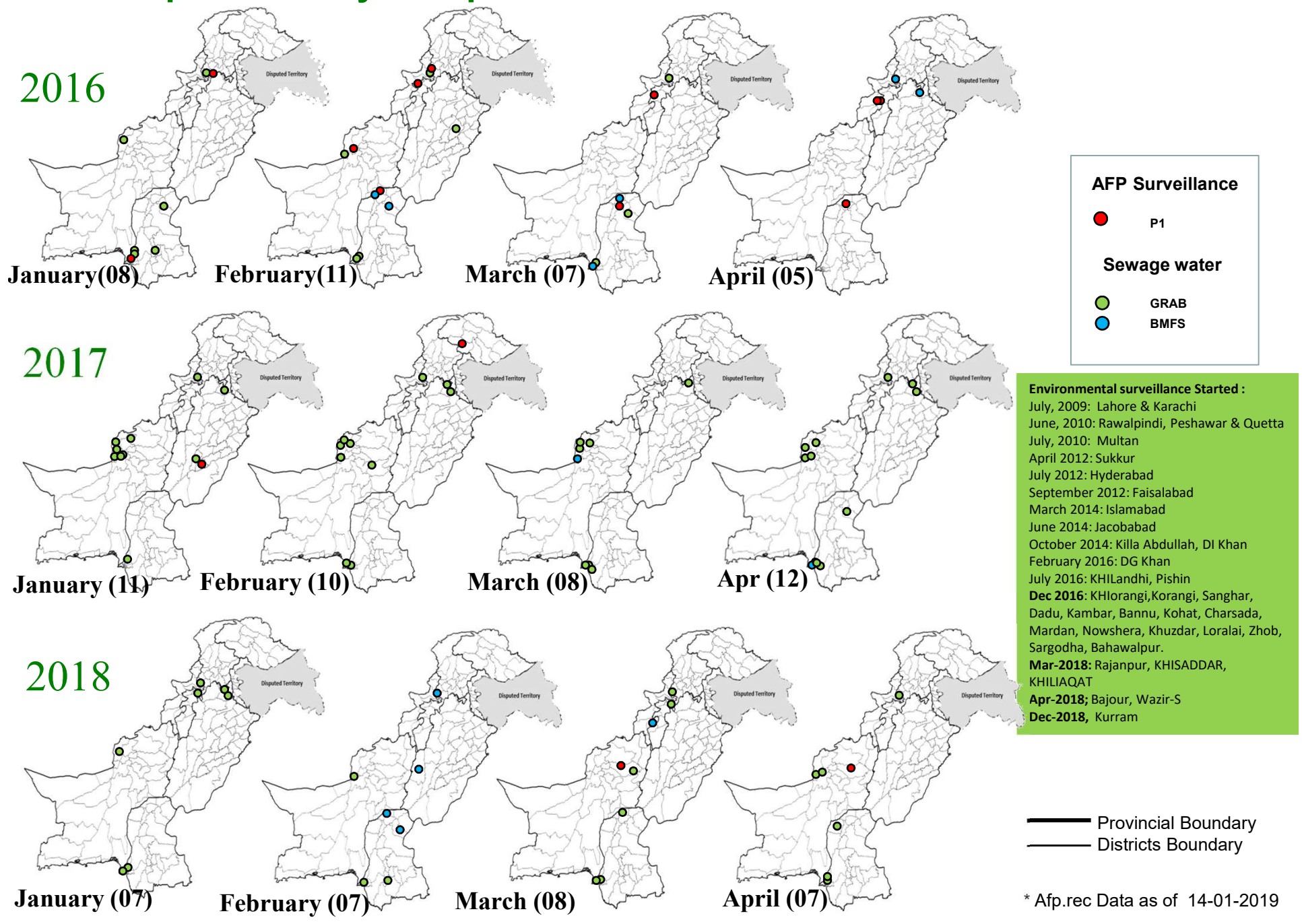
**Table 4: Distribution of AFP Cases By Week of Onset <sup>^</sup>  
Pakistan- 2018\* [Week number / Ending on]**

<b>PROVINCE</b>	<b>W 38 22 Sep 2018</b>	<b>W 39 29 Sep 2018</b>	<b>W 40 06 Oct 2018</b>	<b>W 41 13 Oct 2018</b>	<b>W 42 20 Oct 2018</b>	<b>W 43 27 Oct 2018</b>	<b>W 44 03 Nov 2018</b>	<b>W 45 10 Nov 2018</b>	<b>W 46 17 Nov 2018</b>	<b>W 47 24 Nov 2018</b>	<b>W 48 01 Dec 2018</b>	<b>W 49 08 Dec 2018</b>	<b>W 50 15 Dec 2018</b>	<b>W 51 22 Dec 2018</b>	<b>W 52 29 Dec 2018</b>
<b>PUNJAB</b>	104	98	89	113	94	112	105	120	117	109	123	104	106	79	68
<b>SINDH</b>	60	57	33	53	54	44	46	49	42	54	56	61	61	41	17
<b>KPAKHTUNKHWA</b>	67	52	51	58	56	48	55	78	57	54	63	69	58	39	41
<b>KPTD</b>	11	15	8	28	13	10	22	14	15	13	10	16	9	9	7
<b>BALOCHISTAN</b>	15	13	15	10	14	8	8	14	12	10	9	25	10	5	4
<b>AJK</b>	7	3	4	5	6	5	7	5	5	2	7	4	4	6	4
<b>GBALTISTAN</b>	1	0	2	1	1	1	2	2	0	3	4	3	2	0	1
<b>ISLAMABAD</b>	5	3	4	6	2	8	1	3	2	5	4	2	5	1	3
<b>PAKISTAN</b>	<b>270</b>	<b>241</b>	<b>206</b>	<b>274</b>	<b>240</b>	<b>236</b>	<b>246</b>	<b>285</b>	<b>250</b>	<b>250</b>	<b>276</b>	<b>284</b>	<b>255</b>	<b>180</b>	<b>145</b>

\* Afp.rec & Afplab.rec: Data as of 14-01-2019

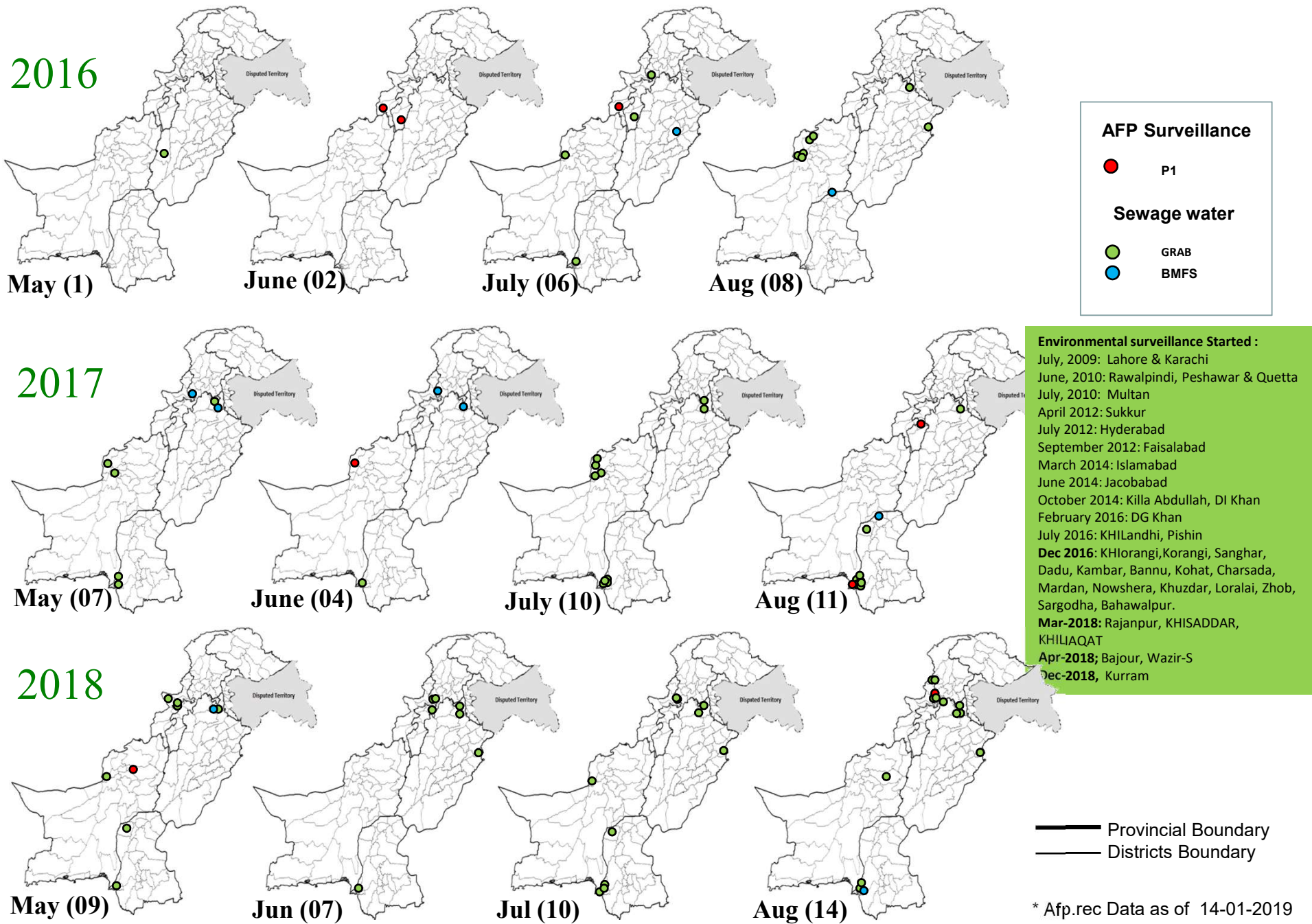
<sup>^</sup> MMWR Epidemiological Weeks

# Map 4: Monthly Comparison of Polio Cases/Isolates 2016-2018\*



\* Afp.rec Data as of 14-01-2019

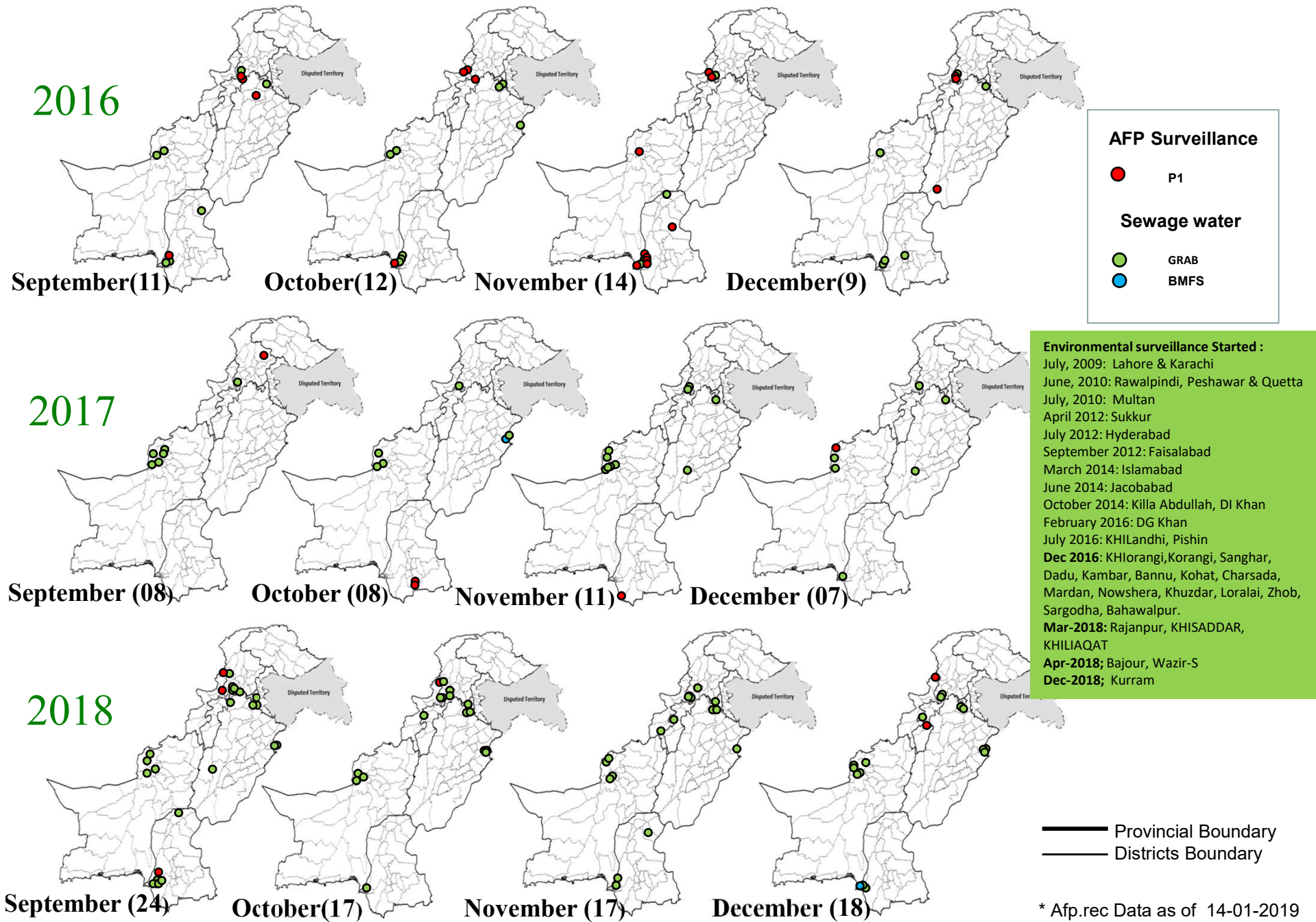
# Map 4.1: Monthly Comparison of Polio Cases/Isolates 2016-2018\*



\* Afp.rec Data as of 14-01-2019



# Map 4.2: Monthly Comparison of Polio Cases/Isolates 2016-2018\*



\* Afp.rec Data as of 14-01-2019

# Table 5: Polio Eradication Update, Pakistan 2015-2018\*

Province/Region	Polio 1			
	2015	2016	2017	2018
KP-TD	16	02	-	04
KP	17	08	01	02
SINDH	12	08	02	01
PUNJAB	02	-	01	-
BALUCHISTAN	07	02	03	03
AJK	-	-	-	-
Gilgit-Baltistan	-	-	01	-
ISLAMABAD	-	-	-	-
<b>PAKISTAN</b>	<b>54</b>	<b>20</b>	<b>08</b>	<b>10</b>



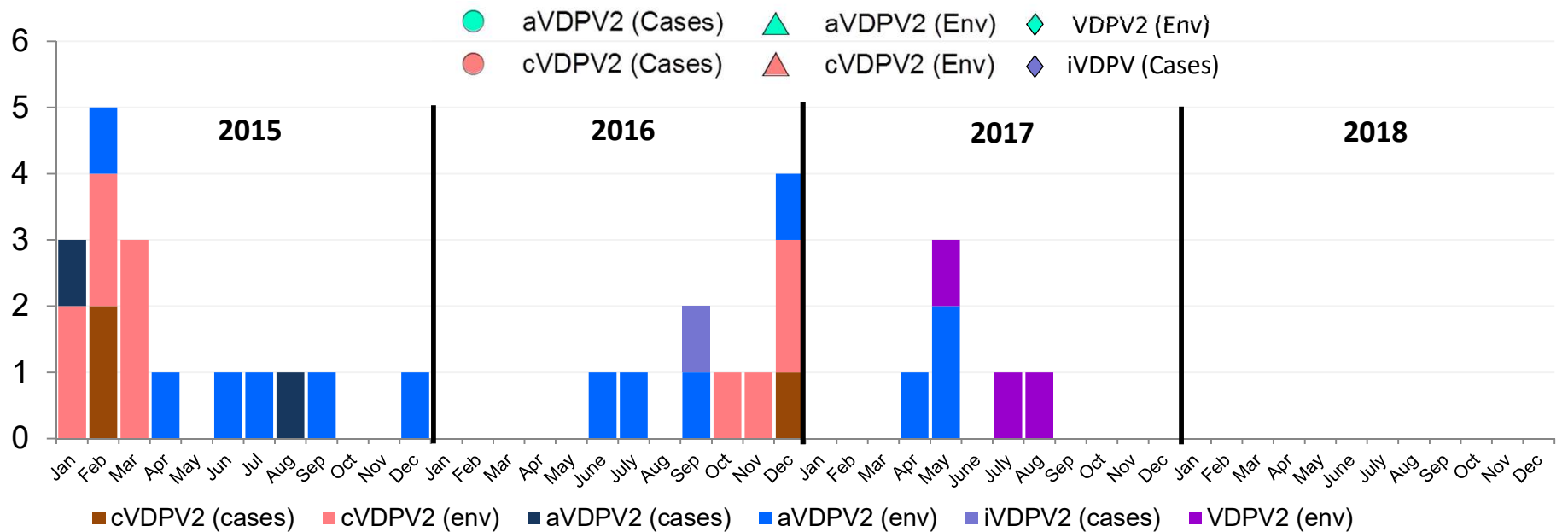
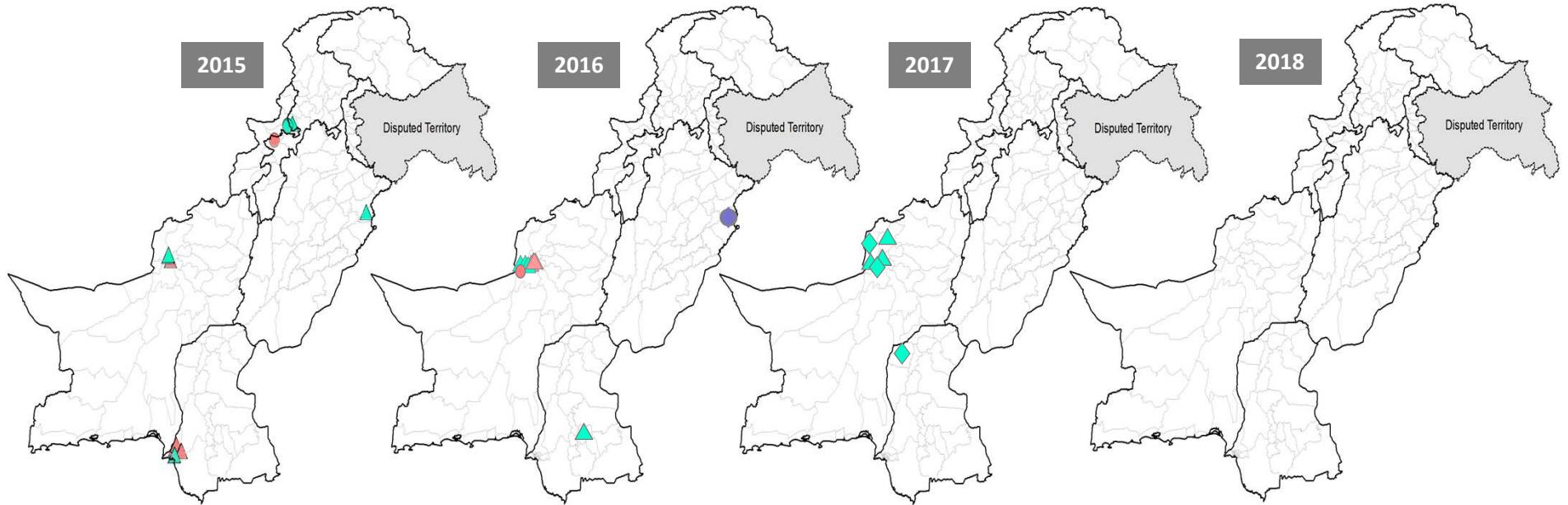
\* Afp.rec Data as of 14-01-2019



# VDPV2 isolates, 2014 to 2018\*

DISTRICT	2014				2015				2016					2017					2018			
	aVDPV-2		cVDPV-2		aVDPV-2		cVDPV-2		aVDPV-2		iVDPV-2		cVDPV-2		VDPV2		aVDPV-2		cVDPV-2			
	Cases	Env	Cases	Env	Cases	Env	Cases	Env	Cases	Env	Cases	Env	Cases	Env	Cases	Env	Env	Cases	Env	Cases	Env	
JAFARABAD																						
MASTUNG																						
PISHIN															1							
QUETTA					2		1			3			1	4			2					1
KABDULAH																						1
<b>BALOCHISTAN</b>					<b>2</b>		<b>1</b>			<b>3</b>			<b>1</b>	<b>4</b>			<b>3</b>					<b>2</b>
KHYBER	1		2		1		1															
MOHMAND																						
WAZIR-N	2		7																			
WAZIR-S	1																					
<b>KP-TD</b>	<b>4</b>		<b>17</b>		<b>1</b>		<b>1</b>															
FR BANNU			8																			
BANNU			1																			
HANGU							1															
LAKKIMRWT			1																			
PESHAWAR			1				1															
<b>KPAKHTUNKHWA</b>			<b>3</b>		<b>1</b>		<b>1</b>															
LAHORE	1				1					1												
<b>PUNJAB</b>	<b>1</b>				<b>1</b>					<b>1</b>												
KAMBAR																						1
KHIGADAP		2	1	7																		6
KHIGIQBAL		1					2															
KHIGULBERG							1															
HYDERABAD										1												
<b>SINDH</b>		<b>3</b>	<b>1</b>	<b>7</b>	<b>1</b>	<b>2</b>	<b>6</b>			<b>1</b>												<b>1</b>
<b>PAKISTAN</b>	<b>5</b>	<b>3</b>	<b>21</b>	<b>7</b>	<b>2</b>	<b>6</b>	<b>2</b>	<b>7</b>		<b>4</b>	<b>1</b>		<b>1</b>	<b>4</b>			<b>3</b>					<b>3</b>

# VDPV isolates (Cases + ES), 2015 – 2018\*



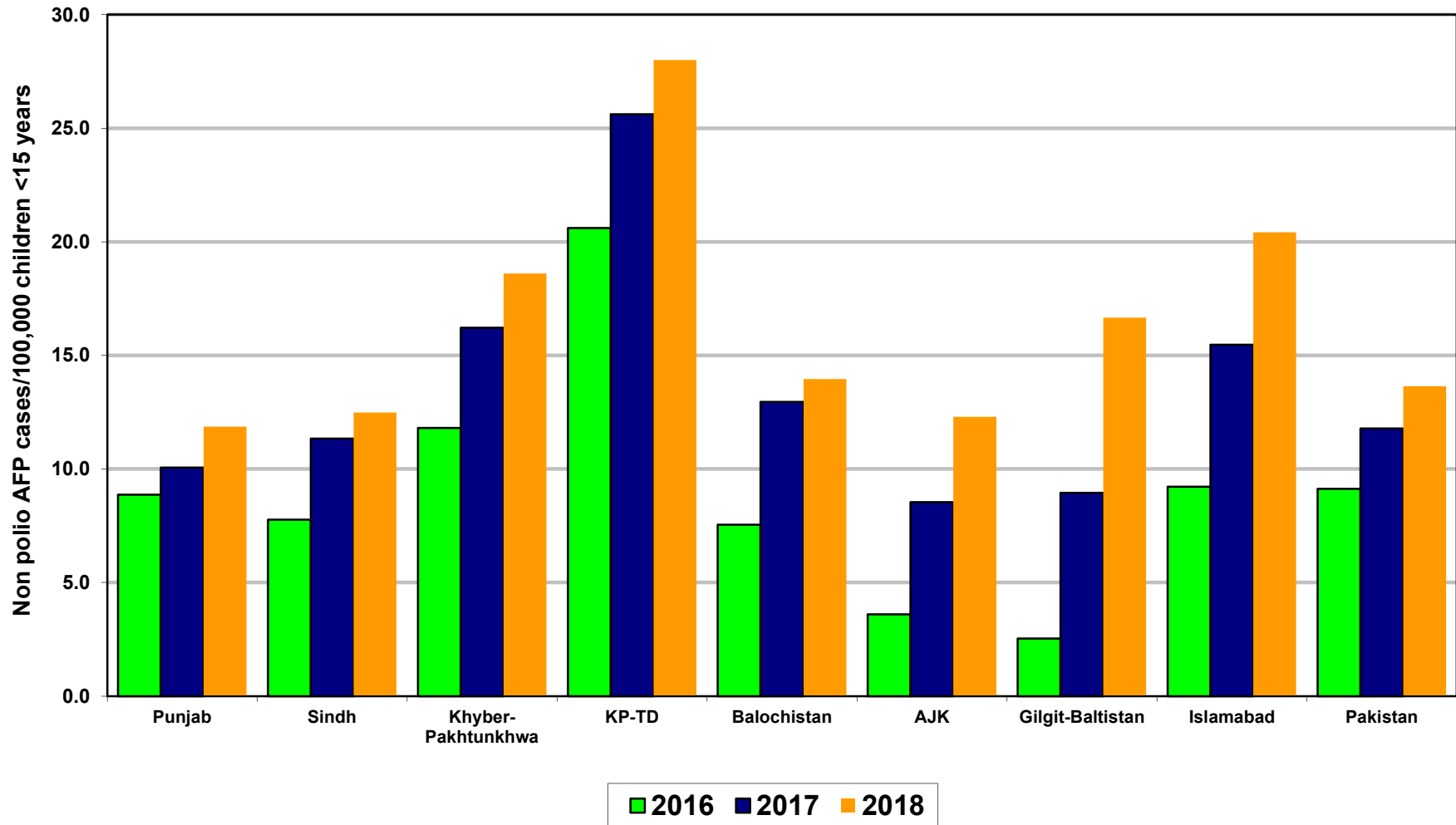
\* Afp.rec Data as of 14-01-2019

**Table 6: Vaccination status of non polio AFP cases age 6-59 months 2016-2018\***

REGION	0 dose			1-2 doses			3 doses			4-6 doses			7+ doses		
	16	17	18	16	17	18	16	17	18	16	17	18	16	17	18
Central Punjab	0%	0%	0%	0%	0%	0%	1%	1%	1%	3%	3%	3%	97%	96%	97%
North Punjab	0%	0%	0%	0%	0%	0%	0%	1%	1%	2%	2%	3%	98%	97%	96%
South Punjab	0%	0%	0%	0%	0%	0%	0%	0%	0%	2%	2%	1%	98%	98%	98%
<b>PUNJAB</b>	<b>0%</b>	<b>0%</b>	<b>0%</b>	<b>0%</b>	<b>0%</b>	<b>0%</b>	<b>0%</b>	<b>1%</b>	<b>1%</b>	<b>2%</b>	<b>2%</b>	<b>2%</b>	<b>97%</b>	<b>97%</b>	<b>97%</b>
Karachi	0%	1%	0%	1%	1%	1%	1%	1%	2%	5%	7%	4%	93%	91%	93%
North Sindh	0%	0%	0%	0%	0%	0%	0%	0%	0%	5%	3%	2%	94%	97%	97%
South Sindh	0%	0%	0%	1%	0%	0%	1%	1%	1%	6%	4%	3%	92%	95%	96%
<b>SINDH</b>	<b>0%</b>	<b>0%</b>	<b>0%</b>	<b>1%</b>	<b>0%</b>	<b>0%</b>	<b>1%</b>	<b>0%</b>	<b>1%</b>	<b>5%</b>	<b>4%</b>	<b>3%</b>	<b>93%</b>	<b>95%</b>	<b>96%</b>
Central Khyber Pakhtunkhwa	0%	0%	0%	0%	1%	0%	0%	0%	0%	1%	1%	1%	98%	98%	98%
North Khyber Pakhtunkhwa	0%	0%	0%	1%	1%	1%	0%	1%	0%	3%	4%	2%	96%	94%	96%
South Khyber Pakhtunkhwa	1%	0%	3%	2%	2%	0%	1%	2%	0%	3%	5%	4%	94%	91%	93%
<b>Khyber Pakhtunkhwa</b>	<b>0%</b>	<b>0%</b>	<b>1%</b>	<b>1%</b>	<b>1%</b>	<b>0%</b>	<b>0%</b>	<b>1%</b>	<b>0%</b>	<b>2%</b>	<b>3%</b>	<b>2%</b>	<b>96%</b>	<b>95%</b>	<b>97%</b>
<b>KP-TD</b>	<b>0%</b>	<b>0%</b>	<b>1%</b>	<b>2%</b>	<b>0%</b>	<b>0%</b>	<b>1%</b>	<b>1%</b>	<b>0%</b>	<b>9%</b>	<b>8%</b>	<b>2%</b>	<b>89%</b>	<b>91%</b>	<b>96%</b>
Rest of Balochistan	7%	3%	1%	7%	9%	5%	2%	4%	2%	23%	13%	16%	62%	71%	76%
North Balochistan	0%	4%	0%	3%	6%	3%	3%	2%	0%	10%	10%	13%	83%	78%	84%
Quetta Block	1%	0%	3%	1%	1%	1%	4%	0%	0%	10%	7%	4%	83%	92%	92%
<b>BALUCHISTAN</b>	<b>2%</b>	<b>2%</b>	<b>1%</b>	<b>3%</b>	<b>4%</b>	<b>3%</b>	<b>3%</b>	<b>3%</b>	<b>1%</b>	<b>13%</b>	<b>10%</b>	<b>10%</b>	<b>80%</b>	<b>82%</b>	<b>85%</b>
<b>PAKISTAN</b>	<b>0%</b>	<b>0%</b>	<b>0%</b>	<b>1%</b>	<b>1%</b>	<b>0%</b>	<b>1%</b>	<b>1%</b>	<b>1%</b>	<b>4%</b>	<b>4%</b>	<b>3%</b>	<b>95%</b>	<b>95%</b>	<b>96%</b>

\* Afp.rec Data as of 14-01-2019

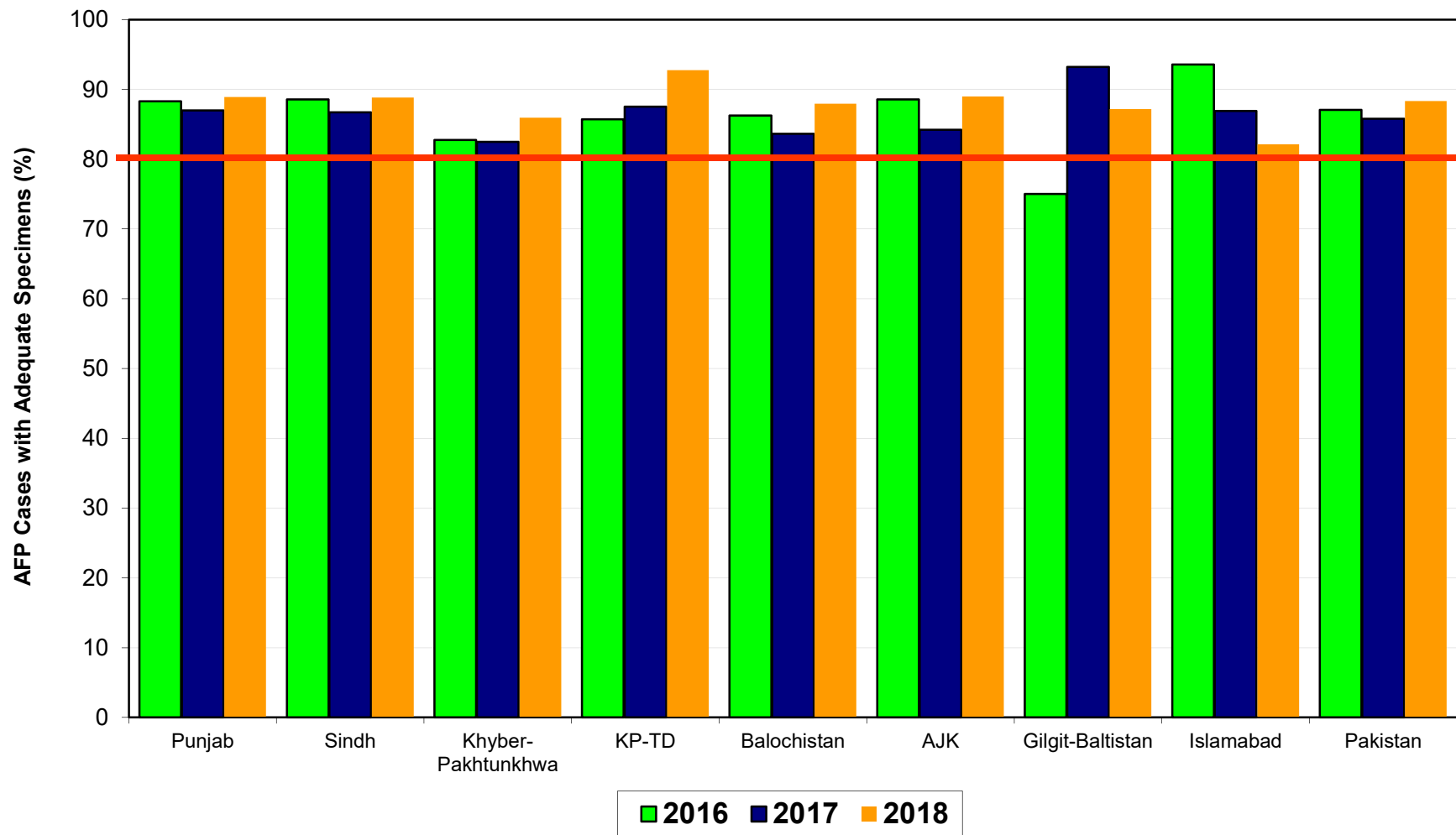
# Non Polio AFP Rate By Province/Regions, 2016-2018\*



Minimum Target Non-Polio AFP Rate is 6/100000 < 15 years of the age

\* Afp.rec Data as of 14-01-2019

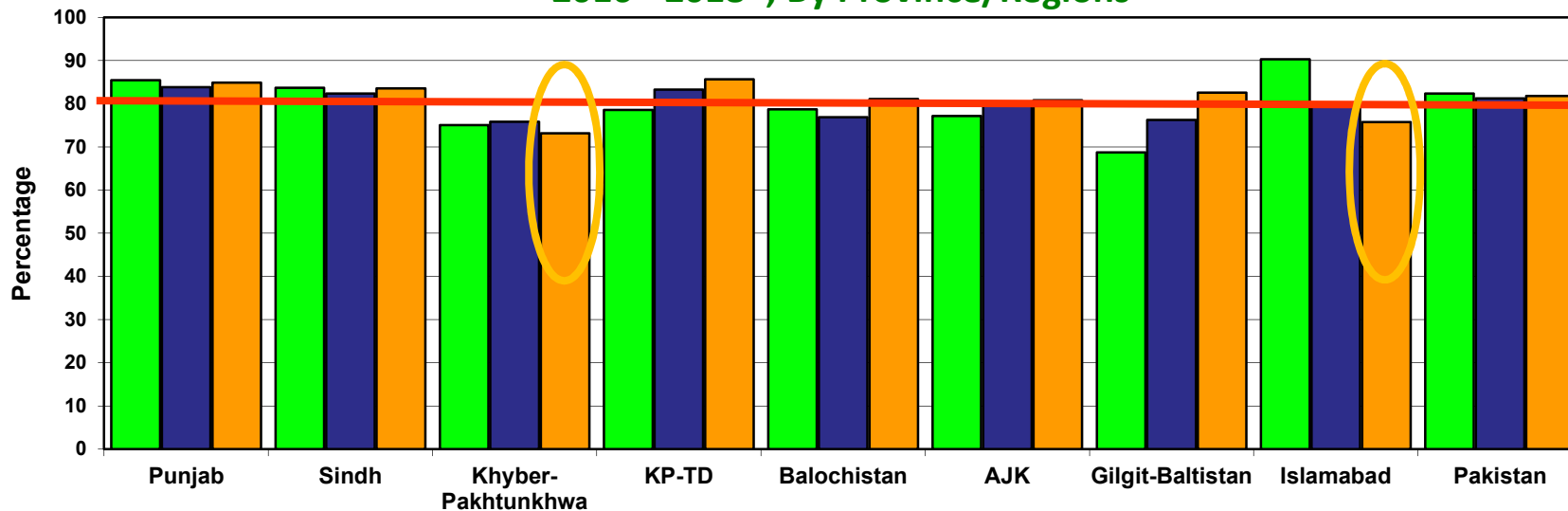
# Percent AFP Cases with Adequate Specimens By Province/Regions, 2016-2018\*



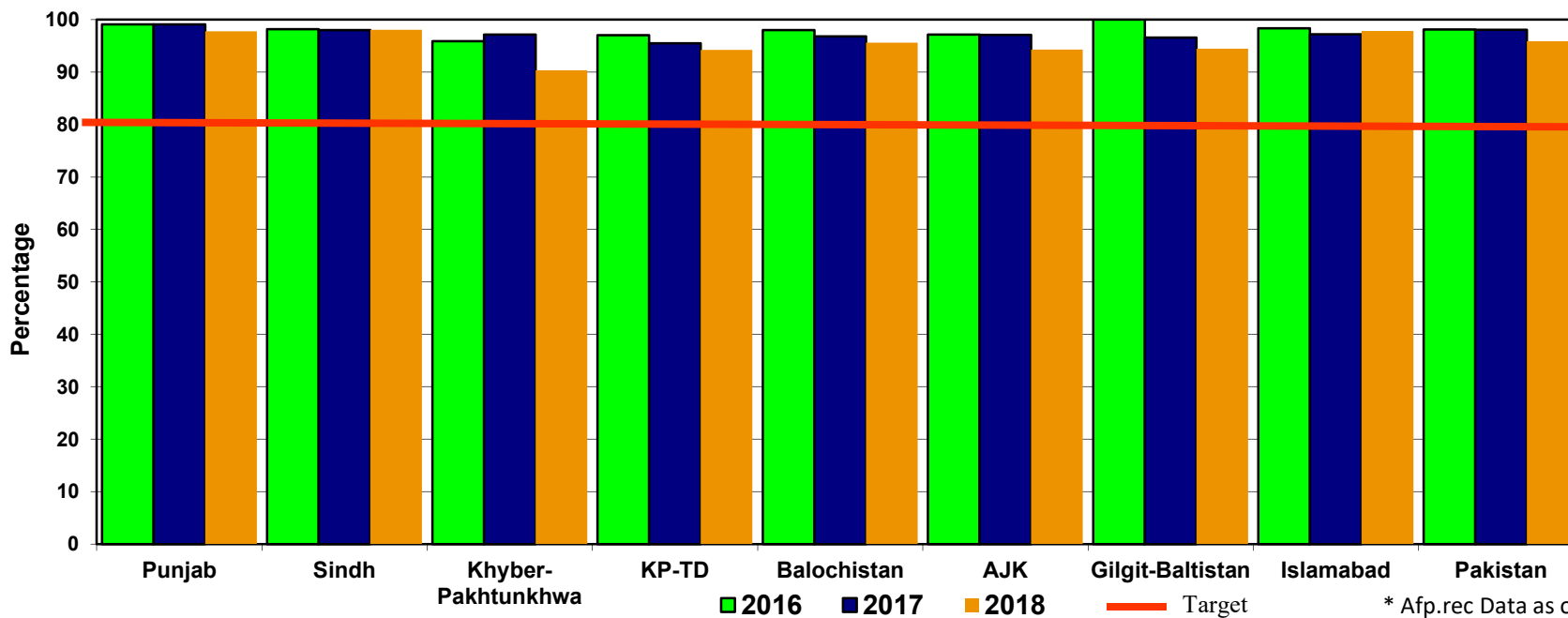
\* Afp.rec Data as of 14-01-2019

— Target Adequate Sample cases = 80%

**Graph 5: Percent AFP Cases Notified within 07 days of paralysis onset  
2016 - 2018\*; By Province/Regions**



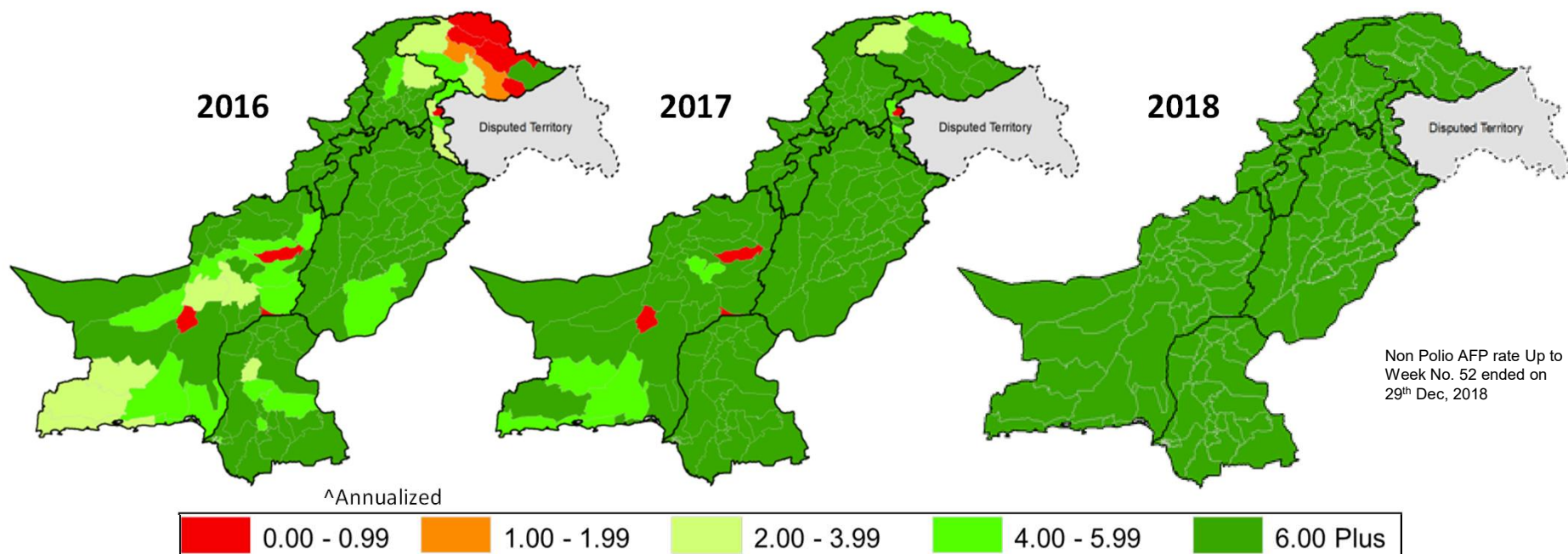
**Graph 6: Percent AFP Cases Investigated within 48 hours of notification  
2016 ~ 2018\*; By Province/Regions**



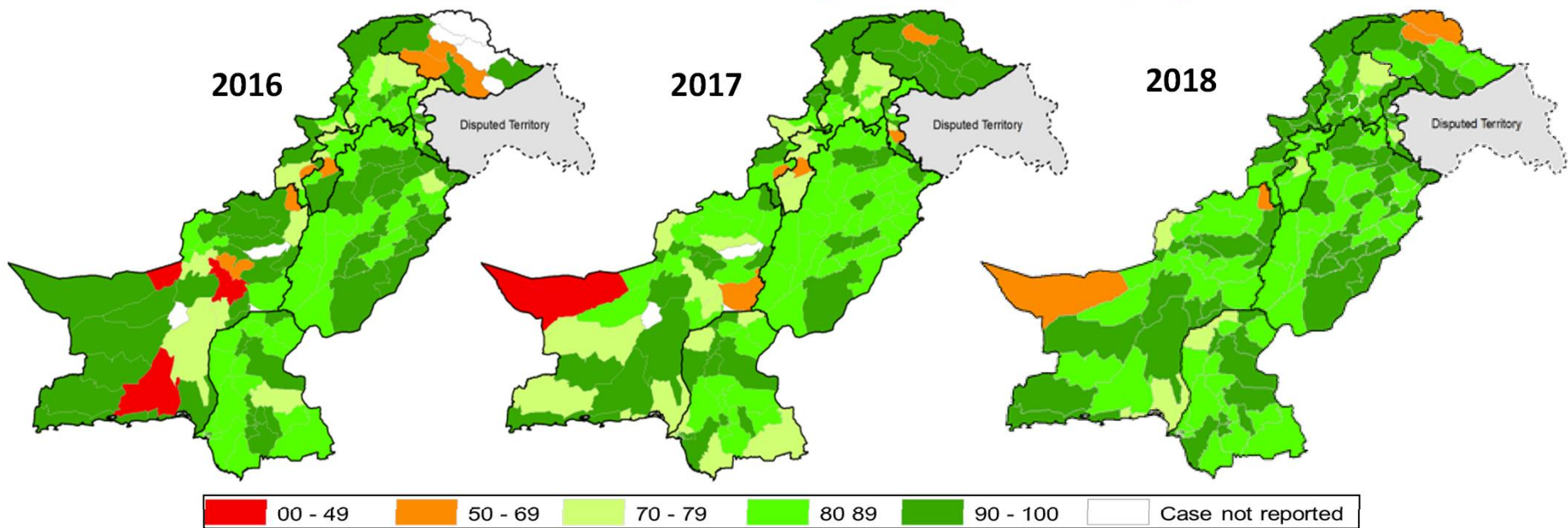
\* Afp.rec Data as of 14-01-2019



## Non-Polio ^ AFP Rate by District



## Percent AFP Cases with Adequate Specimens, by District



**Table 7.4: AFP CASES PENDING FOR CLASSIFICATION  
WITH DATE OF ONSET MORE THAN 90 DAYS\* 2018 Page (1/4)**

S. No	DISTRICT	TEHSIL	EPID	SEX	AGE	DONSET	DOSESE	DSTOOL1	DSTOOL2	LAB	FEVER	ASVM	PROG	FUP	PEND (DAYS)
1	HARIPUR	HARIPUR	KP/12/18/800	F	84	17-07-18	7+	10-08-18	11-08-18	NVI	UK	UK	UK		177
2	LAKKIMRWT	LAKKIMRWT	KP/62/18/103	F	24	02-10-18	7+	22-10-18	23-10-18	NVI	UK	UK	UK		100
3	MANSEHRA	MANSEHRA	KP/14/18/058	M	42	05-10-18	7+	29-10-18	01-11-18	NVI	UK	UK	UK		97
4	WAZIR-S	WAZIR-S	TD/65/18/800	M	3	05-09-18	7+	05-10-18	07-10-18	NVI	UK	UK	UK		127
5	CHINIOT	CHINIOT	PB/54/18/077	M	40	03-09-18	7+	LATE NOTIFIED			Y	Y	Y		129
6	JHANG	SHORKOT	PB/53/18/069	M	18	31-08-18	7+	DIED BEFORE STOOL			Y	N	Y	DIED	132
7	JHANG	AP SAYAL	PB/53/18/091	F	84	25-09-18	7+	LATE NOTIFIED			Y	N	Y	DIED	107
8	JHANG	JHANG	PB/53/18/109	M	25	30-09-18	7+	LATE NOTIFIED			Y	Y	Y		102
9	MIANWALI	EISAKHAIL	PB/43/18/068	F	14	05-10-18	7+	25-10-18	26-10-18	NVI	Y	Y	Y	Y	97
10	MIANWALI	MAINWALI	PB/43/18/085	F	18	10-09-18	7+	LATE NOTIFIED			Y	Y	Y	Y	122
11	MUZFARGARH	MUZAFFARGARH	PB/83/18/241	M	30	01-08-18	7+	LATE NOTIFIED			Y	N	Y	Y	162
12	OKARA	DEPALPUR	PB/34/18/161	M	120	20-09-18	7+	LATE NOTIFIED			Y	N	Y		112
13	PAKPATTEN	ARIFWALA	PB/66/18/075	M	36	04-09-18	7+	14-10-18	18-10-18	NVI	Y	Y	Y	Y	128
14	SARGODHA	SILANWALI	PB/41/18/133	M	36	30-08-18	7+	LATE NOTIFIED			Y	Y	Y	Y	133
15	SHEIKHUPURA	SHEIKHUPURA	PB/33/18/090	M	288	23-07-18	7+	17-08-18	18-08-18	NVI	Y	Y	Y	Y	171
16	SHEIKHUPURA	SHARAQPUR	PB/33/18/095	M	228	01-08-18	7+	29-08-18	31-08-18	NVI	Y	Y	Y	Y	162
17	VEHARI	MAISI	PB/63/18/089	M	38	04-10-18	7+	24-10-18	25-10-18	NVI	Y	N	Y		98
18	BADIN	MATLI	SD/23/18/050	M	36	08-08-18	7+	20-08-18	29-08-18	EV	N	N	Y	Y	155
19	BADIN	GOLARCHI	SD/23/18/056	F	11	25-08-18	7+	DIED BEFORE STOOL			Y	N	Y	DIED	138
20	BADIN	MATLI	SD/23/18/065	M	36	27-09-18	7+	DIED BEFORE STOOL			Y	Y	Y	DIED	105
21	DADU	MEHAR	SD/24/18/045	F	74	28-04-18	7+	14-08-18	15-08-18	EV	Y	Y	Y	Y	257
22	JACOBABAD	GARHI KHAIRO	SD/53/18/048	M	12	11-06-18	7+	LATE NOTIFIED			Y	Y	Y	Y	213
23	JACOBABAD	GARHI KHAIRO	SD/53/18/050	F	84	17-07-18	7+	20-08-18	22-08-18	NVI	Y	Y	Y	DIED	177
24	JACOBABAD	JACOBABAD	SD/53/18/061	M	84	10-08-18	7+	LATE NOTIFIED			N	Y	Y	Y	153
25	JACOBABAD	JACOBABAD	SD/53/18/070	F	12	10-09-18	7+	LATE NOTIFIED			Y	Y	Y	Y	122
26	JAMSHORO	SEHWAN	SD/25/18/053	M	168	27-08-18	7+	16-09-18	17-09-18	NVI	N	Y	Y	Y	136
27	KAMBAR	WARAH	SD/55/18/061	F	36	24-05-18	7+	LATE NOTIFIED			N	Y	Y	Y	231
28	KAMBAR	KAMBAR	SD/55/18/066	F	18	02-08-18	7+	DIED BEFORE STOOL			Y	N	Y	DIED	161
29	KAMBAR	SIJAWAL	SD/55/18/067	M	28	10-07-18	7+	07-08-18	08-08-18	NVI	Y	Y	Y	DIED	184
30	KAMBAR	QUBO SAEED KHAN	SD/55/18/074	F	12	29-07-18	7+	DIED BEFORE STOOL			Y	N	Y	DIED	165
31	KAMBAR	SHAH DADKOT	SD/55/18/085	F	48	07-06-18	7+	LATE NOTIFIED			Y	N	Y	Y	217
32	KHAIRPUR	THARI MIR WAH	SD/43/18/073	M	48	27-07-18	7+	31-07-18		EV	Y	Y	Y	DIED	167
33	KHAIRPUR	KINGRI	SD/43/18/089	F	18	10-09-18	7+	29-09-18	30-09-18	EV	Y	Y	Y	Y	122
34	KHAIRPUR	SOBHO DERO	SD/43/18/123	M	36	27-09-18	7+	LATE NOTIFIED			N	Y	Y		105
35	KHIBALDIA	BALDIA	SD/61/18/020	F	27	20-08-18	7+	12-09-18	13-09-18	EV	Y	N	Y	Y	143
36	KHIGADAP	GADAP	SD/63/18/052	M	18	01-10-18	7+	15-11-18	16-11-18	NVI	Y	Y	Y		101
37	KHIGADAP	GADAP	SD/63/18/051	F	120	10-10-18	7+	19-11-18	20-11-18	NVI	Y	Y	Y		92
38	KHIGIQBAL	GIQBAL	SD/65/18/018	M	24	17-09-18	7+	25-09-18	08-10-18	NVI	Y	Y	Y		115
39	KHIKORANGI	KORANGI	SD/68/18/026	M	83	13-09-18	7+	DIED BEFORE STOOL			N	Y	Y	DIED	119
40	KHILANDHI	LANDHI	SD/69/18/052	M	16	29-09-18	7+	17-11-18	19-11-18	EV	N	Y	Y		103
41	KHINNAZIM	NNAZIM	SD/74/18/020	F	32	15-08-18	7+	29-08-18	31-08-18	NVI	Y	Y	Y	Y	148
42	LARKANA	OKRI	SD/51/18/089	F	32	18-07-18	7+	LATE NOTIFIED			Y	Y	Y	Y	176

\* Afp.rec Data as of 14-01-2019

€ Based on recall of parents

60 days Follow-up not done

FUP = Residual Weakness at 60 days follow up.

**Table 7.4: AFP CASES PENDING FOR CLASSIFICATION  
WITH DATE OF ONSET MORE THAN 90 DAYS\* 2018 Page (2/4)**

S. No	DISTRICT	TEHSIL	EPID	SEX	AGE	DONSET	DOSESE	DSTOOL1	DSTOOL2	LAB	FEVER	ASVM	PROG	FUP	PEND (DAYS)
43	MATIARI	MATIARI	SD/28/18/040	M	72	16-08-18	7+	01-09-18		NVI	N	N	Y	DIED	147
44	SHIKARPUR	LAKHI	SD/52/18/051	F	120	30-08-18	7+	10-09-18		NVI	N	N	Y	DIED	133
45	SHIKARPUR	LAKHI	SD/52/18/056	M	12	03-09-18	7+	DIED BEFORE STOOL			Y	N	Y	DIED	129
46	SUJAWAL	SHAH BUNDER	SD/79/18/077	M	11	10-06-18	7+	28-07-18	29-07-18	EV	Y	Y	Y	Y	214
47	SUJAWAL	JATI	SD/79/18/110	M	6	04-09-18	6	08-10-18	10-10-18	EV	Y	Y	Y		128
48	SUJAWAL	SUJAWAL	SD/79/18/113	F	36	01-10-18	7+	DIED BEFORE STOOL			Y	N	N	DIED	101
49	SUKKUR	ROHRI	SD/41/18/060	F	48	15-09-18	7+	18-09-18		NVI	Y	Y	N	DIED	117
50	BANNU	BANNU	KP/61/18/039	F	50	18-08-18	7+	01-09-18	02-09-18	NVI	Y	N	Y	Y	145
51	BANNU	WAZIR	KP/61/18/040	M	144	10-08-18	0	05-09-18	07-09-18	NVI	Y	Y	Y	Y	153
52	BANNU	BANNU	KP/61/18/043	M	36	18-08-18	7+	14-09-18	15-09-18	NVI	N	N	Y	Y	145
53	BANNU	WAZIR	KP/61/18/054	F	23	20-08-18	7+	LATE NOTIFIED			UK	Y	Y	Y	143
54	BANNU	BANNU	KP/61/18/059	F	96	29-08-18	7+	LATE NOTIFIED			UK	Y	Y	Y	134
55	BANNU	BANNU	KP/61/18/066	F	84	10-10-18	7+	DIED BEFORE STOOL			Y	N	Y	DIED	92
56	BATAGRAM	JALLAI	KP/11/18/030	F	15	09-09-18	6	19-09-18	24-09-18	NVI	Y	Y	Y	DIED	123
57	BATAGRAM	JALLAI	KP/11/18/035	M	108	18-09-18	7+	08-10-18	09-10-18	NVI	Y	Y	N		114
58	BUNER	GAGRA	KP/22/18/043	F	23	01-06-18	7+	LATE NOTIFIED			N	Y	Y	Y	223
59	CHARSADA	TANGI	KP/31/18/099	M	37	17-07-18	7+	23-07-18		NVI	Y	N	Y	DIED	177
60	CHARSADA	SHABQADAR	KP/31/18/113	M	4	01-09-18	6	27-09-18	28-09-18	NVI	Y	Y	Y	Y	131
61	CHARSADA	CHARSADDA	KP/31/18/114	F	19	23-08-18	7+	28-09-18	29-09-18	EV	N	Y	Y	Y	140
62	CHARSADA	SHABQADAR	KP/31/18/120	M	36	03-09-18	7+	06-10-18	08-10-18	EV	Y	Y	Y	Y	129
63	CHARSADA	CHARSADDA	KP/31/18/142	M	28	20-08-18	7+	LATE NOTIFIED			UK	Y	Y	Y	143
64	CHARSADA	CHARSADDA	KP/31/18/148	M	24	10-09-18	7+	LATE NOTIFIED			N	Y	Y	Y	122
65	CHITRAL	CHITRAL	KP/21/18/036	F	216	02-09-18	0	12-10-18	13-10-18	NVI	Y	Y	Y	Y	130
66	DIKHAN	DERA ISMAIL KHAN	KP/60/18/049	M	84	14-06-18	3	27-07-18	28-07-18	NVI	N	Y	Y		210
67	DIKHAN	DERA ISMAIL KHAN	KP/60/18/054	F	143	11-07-18	7+	09-08-18	10-08-18	EV	Y	Y	Y	Y	183
68	DIKHAN	PHARPUR	KP/60/18/057	F	26	17-08-18	7+	LATE NOTIFIED			N	N	Y		146
69	DIKHAN	PHARPUR	KP/60/18/073	M	23	24-09-18	7+	22-10-18	25-10-18	EV	Y	N	Y		108
70	HANGU	THALL	KP/54/18/030	F	96	20-08-18	7+	20-09-18	22-09-18	NVI	Y	Y	Y	Y	143
71	KARAK	TAKHT-E-NASRATI	KP/51/18/046	M	12	01-10-18	7+	17-10-18	18-10-18	EV	Y	Y	Y	Y	101
72	KARAK	KARAK	KP/51/18/050	F	13	08-10-18	7+	24-10-18	08-11-18	EV	Y	N	Y		94
73	KOHAT	DARRA ADAM KHEL	KP/50/18/044	M	84	23-07-18	7+	08-08-18	10-08-18	NVI	N	Y	Y		171
74	KOHAT	KOHAT	KP/50/18/047	M	10	26-08-18	0	DIED BEFORE STOOL			Y	Y	Y	DIED	137
75	KOHAT	KOHAT	KP/50/18/040	M	8	23-05-18	7+	DIED BEFORE STOOL			Y	N	Y	DIED	232
76	KOHAT	KOHAT	KP/50/18/045	M	18	01-06-18	7+	LATE NOTIFIED			Y	Y	Y	Y	223
77	KOHISTAN	DASSU	KP/13/18/006	M	164	25-02-18	7+	21-03-18	22-03-18	NVI	Y	N	N	Y	319
78	KOHISTAN	DASSU	KP/13/18/020	F	24	13-08-18	1	DIED BEFORE STOOL			Y	N	Y	DIED	150
79	KOHISTAN	DASSU	KP/13/18/027	M	18	21-09-18	7+	10-10-18	11-10-18	EV	Y	N	Y		111
80	LAKKIMRWT	SERAI NAURANG	KP/62/18/019	M	10	20-02-18	7+	25-03-18	26-03-18	EV	Y	Y	Y	Y	324
81	LAKKIMRWT	LAKKI MARWAT	KP/62/18/058	M	26	24-05-18	7+	25-06-18	26-06-18	EV	Y	Y	Y	Y	231
82	LAKKIMRWT	LAKKI MARWAT	KP/62/18/083	M	6	02-08-18	6	13-09-18	14-09-18	NVI	N	N	Y	Y	161
83	LAKKIMRWT	LAKKI MARWAT	KP/62/18/101	F	37	01-09-18	7+	15-10-18	19-10-18	EV	Y	Y	Y	Y	131
84	MALAKAND	BATKHELA	KP/20/18/043	F	71	03-09-18	7+	DIED BEFORE STOOL			Y	Y	Y	DIED	129

\* Afp.rec Data as of 14-01-2019

€ Based on recall of parents

60 days Follow-up not done

FUP = Residual Weakness at 60 days follow up.

**Table 7.4: AFP CASES PENDING FOR CLASSIFICATION  
WITH DATE OF ONSET MORE THAN 90 DAYS\* 2018 Page (3/4)**

S. No	DISTRICT	TEHSIL	EPID	SEX	AGE	DONSET	DOSESE	DSTOOL1	DSTOOL2	LAB	FEVER	ASVM	PROG	FUP	PEND (DAYS)
85	MALAKAND	BATKHELA	KP/20/18/056	M	20	16-06-18	7+	LATE NOTIFIED			Y	Y	Y	Y	208
86	MANSEHRA	BALAKOT	KP/14/18/041	F	36	27-07-18	7+	25-08-18	26-08-18	EV	Y	Y	Y		167
87	MANSEHRA	UGGI	KP/14/18/042	F	36	22-08-18	7+	02-09-18	11-09-18	NVI	Y	N	Y	Y	141
88	MARDAN	MARDAN	KP/40/18/168	M	20	03-09-18	7+	25-09-18	26-09-18	EV	Y	Y	Y	Y	129
89	MARDAN	MARDAN	KP/40/18/174	M	58	03-09-18	7+	27-09-18	28-09-18	NVI	N	Y	Y	Y	129
90	MARDAN	MARDAN	KP/40/18/199	F	38	01-10-18	7+	13-11-18	14-11-18	VACC	Y	Y	Y	Y	101
91	MARDAN	MARDAN	KP/40/18/208	M	13	28-09-18	7+	21-11-18	22-11-18	EV	Y	Y	Y	Y	104
92	NOWSHERA	NOWSHERA	KP/32/18/051	M	13	27-04-18	7+	06-06-18	07-06-18	EV	Y	Y	Y	Y	258
93	NOWSHERA	NOWSHERA	KP/32/18/098	M	72	27-08-18	7+	05-10-18	06-10-18	NVI	Y	Y	Y	Y	136
94	PESHAWAR	PESHAWAR	KP/30/18/228	F	16	02-07-18	7+	LATE NOTIFIED			N	Y	Y	Y	192
95	PESHAWAR	PESHAWAR	KP/30/18/252	F	17	09-10-18	7+	29-10-18	30-10-18	EV	N	Y	Y	Y	93
96	PESHAWAR	PESHAWAR	KP/30/18/257	M	44	15-09-18	7+	30-10-18	31-10-18	EV	Y	N	Y	Y	117
97	PESHAWAR	PESHAWAR	KP/30/18/272	F	24	24-09-18	7+	18-11-18	19-11-18	NVI	N	Y	Y	Y	108
98	PESHAWAR	PESHAWAR	KP/30/18/280	F	18	08-10-18	7+	25-11-18	26-11-18	NVI	Y	Y	Y		94
99	SWABI	TOPI	KP/41/18/109	M	1	30-08-18	1	19-09-18	21-09-18	EV	N	N	Y	DIED	133
100	SWABI	RAZAR	KP/41/18/107	M	18	04-09-18	7+	DIED BEFORE STOOL			Y	N	Y	DIED	128
101	SWABI	SWABI	KP/41/18/118	M	39	27-09-18	7+	DIED BEFORE STOOL			N	N	Y	DIED	105
102	SWABI	TOPI	KP/41/18/126	M	17	15-09-18	7+	16-10-18	18-10-18	NVI	N	Y	Y	Y	117
103	SWABI	LAHORE	KP/41/18/144	M	28	03-10-18	7+	15-11-18	16-11-18	EV	Y	N	Y	Y	99
104	SWAT	KHWAZA KHELA	KP/24/18/114	F	27	06-09-18	7+	11-10-18	12-10-18	NVI	Y	Y	Y	Y	126
105	TANK	TANK	KP/63/18/030	F	7	25-09-18	5	14-10-18	15-10-18	NVI	N	Y	Y		107
106	TORGHAR	JUDBAH	KP/15/18/009	F	26	24-07-18	2	LATE NOTIFIED			Y	N	N	Y	170
107	AWARAN	AWARAN	BN/56/18/003	M	84	25-09-18	7+	27-10-18	07-11-18	NVI	Y	Y	Y		107
108	CHAGHAI	NOKUNDI	BN/13/18/014	M	6	03-10-18	0	29-11-18	30-11-18	NVI	Y	Y	N	Y	99
109	JAFARABAD	JUSTA MUHAMMAD	BN/43/18/030	M	36	21-09-18	7+	LATE NOTIFIED			Y	N	Y	Y	111
110	KABDULAH	CHAMAN	BN/14/18/027	M	120	05-09-18	7+	26-09-18	27-09-18	EV	Y	Y	Y	Y	127
111	KHUZDAR	KHUZDAR	BN/54/18/021	M	36	10-09-18	7+	12-11-18	13-11-18	EV	Y	N	Y	Y	122
112	NOSHKI	NOSHKI	BN/15/18/011	M	126	10-10-18	7+	15-10-18	01-11-18	NVI	Y	Y	Y	DIED	92
113	PISHIN	PISHIN	BN/12/18/033	F	61	10-08-18	7+	10-10-18	14-10-18	NVI	Y	N	Y	Y	153
114	PISHIN	KAREZAT	BN/12/18/036	F	36	06-08-18	7+	21-08-18	22-08-18	EV	Y	N	Y	Y	157
115	QUETTA	CHILTON TOWN	BN/11/18/055	F	24	25-09-18	7+	19-10-18	21-10-18	NVI	Y	Y	Y	Y	107
116	ZHOB	ZHOB	BN/21/18/012	F	4	31-08-18	3	27-09-18	28-09-18	VACC	Y	N	Y	DIED	132
117	BHIMBER	BARNALA	AJ/60/18/023	F	68	25-08-18	7+	15-09-18	16-09-18	EV	Y	N	Y	DIED	138
118	SHIGAR	SHIGAR	GB/24/18/009	F	132	23-08-18	7+	03-09-18	08-09-18	VACC	N	N	Y		140
119	CDA	CDA	IB/01/18/030	M	24	28-08-18	7+	31-08-18		NVI	Y	Y	Y		135
120	ICT	ICT	IB/02/18/060	F	84	22-08-18	7+	14-10-18	15-10-18	EV	N	N	Y		141
121	ICT	ICT	IB/02/18/069	M	18	25-08-18	7+	LATE NOTIFIED			Y	Y	Y		138
122	BAJOUR	WARA MAMOUND	FT/33/18/047	F	3	05-06-18	2	23-06-18	24-06-18	NVI	Y	Y	Y	Y	219
123	BAJOUR	UTMANKHEL	TD/33/18/117	F	60	30-09-18	7+	06-11-18	07-11-18	EV	Y	Y	Y	Y	102
124	FR BANNU	FR BANNU	FT/69/18/021	M	18	09-05-18	7+	07-07-18	08-07-18	NVI	N	Y	UK		246
125	KHYBER	BARA	TD/34/18/115	F	30	01-10-18	7+	19-10-18	20-10-18	EV	Y	Y	Y	Y	101
126	KHYBER	BARA	TD/34/18/117	M	56	28-09-18	7+	21-10-18	22-10-18	NVI	Y	Y	UK	Y	104

\* Afp.rec Data as of 14-01-2019

€ Based on recall of parents

60 days Follow-up not done

FUP = Residual Weakness at 60 days follow up.

**Table 7.4: AFP CASES PENDING FOR CLASSIFICATION  
WITH DATE OF ONSET MORE THAN 90 DAYS\* 2018 Page (4/4)**

S. No	DISTRICT	TEHSIL	EPID	SEX	AGE	DONSET	DOSE€	DSTOOL1	DSTOOL2	LAB	FEVER	ASYM	PROG	FUP	PEND (DAYS)
127	KURRAM	UPPER KURRAM	FT/52/18/016	M	16	26-05-18	7+	27-06-18	28-06-18	EV	N	N	UK	Y	229
128	MOHMAND	KHAWEZAI	TD/35/18/042	M	96	26-07-18	7+	17-08-18	18-08-18	EV	Y	Y	Y	Y	168
129	MOHMAND	EKKAGHUND	TD/35/18/054	M	120	26-08-18	7+	09-10-18	11-10-18	NVI	Y	Y	Y	Y	137
130	WAZIR-S	LADHA	TD/65/18/031	F	3	21-08-18	1	21-09-18	22-09-18	EV	Y	Y	Y		142
131	WAZIR-S	TIARZA	TD/65/18/034	F	132	10-10-18	7+	25-10-18	26-10-18	NVI	N	Y	Y		92

\* Afp.rec Data as of 14-01-2019

€ Based on recall of parents

60 days Follow-up not done

FUP = Residual Weakness at 60 days follow up.