



**World Health
Organization**

Weekly AFP Surveillance Update Pakistan

Week 02 (*Ended on 13th January, 2018*)

National Surveillance Cell

World Health Organization Country Office,
Chak Shahzad, Park Road,
Islamabad, Pakistan


Tel: +92-51 9255123 / 9255282 /9255184

AFP Surveillance



<http://www.emro.who.int/pak/information-resources>

AFP Case Profile, 2017*



Total AFP Cases Reported = 9663

^ 224 Inadequate cases not due for FUP

^ 229 cases Pending in the Lab

^ 113 AFP Cases pending for classification by ERC

* Afp.rec Data as of 15-01-2018

Table 1.1: List of Confirmed Polio Cases, Pakistan 2017* (1/1)

S.NO.	PROVINCE/ REGION	DISTRICT	TEHSIL	EPID NO.	SEX	AGE (m)	DATE ONSET OF PARALYSIS	NO. OPV DOSES (based on parents recall)		FEVER	Asymmetric Paralysis	Rapid Progression	REFUSAL	WPV TYPE	GENETICS
								Routine	SIA's						Cluster
01	PUNJAB	LODHRAN	DUNYAPUR	PB/64/17/008	M	4	28-Jan-17	2	5	Y	Y	Y	N	NSL1	R4B1C2
02	GBALTISTAN	DIAMIR	THORE HUDUR	GB/31/17/002	M	12	13-Feb-17	0	0	Y	Y	Y	N	NSL1	R4B5C4
03	BALUCHISTAN	KABDULAH	CHAMAN	BN/14/17/024	M	18	11-June-17	0	3	Y	Y	Y	N	NSL1	R4B5C3
04	SINDH	KHGIQBAL	G-IQBAL	SD/65/17/018	M	7	11-Aug-17	3	1	Y	N	Y	N	NSL1	R4B5C4
05	KPAKHTUNKHWA	LAKKIMRWT	LAKKIMRWT	KP/62/17/025	F	24	21-Aug-17	3	7+	Y	Y	Y	N	NSL1	R4B1C1
06	SINDH	KHIGADAP	GADAP	SD/63/17/051	M	5	09-Nov-17	0	3	Y	Y	Y	Y	NSL1	R4B5C4
07	BALUCHISTAN	ZHOB	ZHOB	BN/21/17/019	M	24	15-Nov-17	0	0	N	Y	N	Y	NSL1	R4B5C4
08	BALUCHISTAN	KABDULAH	GULISTAN	BN/14/17/045	M	12	13-Nov-17	0	0	Y	Y	Y	Y	NSL1	R4B5C4

* Afp.rec Data as of 15-01-2018

Table 3: Urgent/ITD Pending Cases (1/1)

S. #	Basic information										OPV doses				Urgent		Prov Diagnosis	Lab update			Remarks
	District	Tier	Tehsil	Union council	Epid number	Date of Onset	Age (N)	Sex	Date of 1st stool	Stool Adeq	RI	SIA _s	Last 6 SIA _s	Last dose	Field	NSC		Lab No.	Days Inoc	Culture update	
Isolates pending for ITSD																					
1	PESHAWAR	1	PESHAWAR	SHEIKHAN	KP/30/17/272	20-Dec-17	144	F	23-Dec-17	Y	0	UK	0		N	#	EPILEPTIC CHILD/GIS	13640	6	P1+SL3	
2	SWABI	4	#	#	KP/41/17/144	19-Dec-17	2	F	31-Dec-17	N	#	#	11-Nov-17	N	N	*	13964	8	L20B+		
3	SHEIKUPURA*	4	SAFDAR ABAD	REHMANABAD	PB/33/17/112-C2		24	M	06-Jan-18	-	-	-	19-Dec-17	N	#	-	14165	5	L20B+		
Reported urgent (by field / NSC criteria)																					
4	SHEIKUPURA*	4	SAFDAR ABAD	REHMANABAD	PB/33/17/112	18-Dec-17	36	M	05-Jan-18	N	3	7	6		N	N	TRANSVERSE MYELITIS			#	Index of C-2

* New addition § New results #Data not available † NSC Criteria = Fever, Rapid Progress, Age < 48 months and OPV Doses < 7 UP = Under process
 Urgent (Field/NSC) / Inadequate specimens / Age 12-35 months / Zero OPV dose ‡ Pending for genomic sequencing

Point in time comparison of Polio Cases by Province/Region 2016 - 2017*

Region/ Province	No. of polio cases		No. of infected districts/towns		Most recent polio case
	2016	2017	2016	2017	
Khyber Pakhtunkhwa	08	01	06	01	21-Aug-17
Sindh	08	02	05	02	09-Nov-17
Balochistan	02	03	02	02	15-Nov-17
G-Baltistan	0	01	0	01	13-Feb-17
Punjab	0	01	0	01	28-Jan-17
FATA / FR Areas	02	0	01	0	27-Jul -16
Pakistan	20	08	14	07	15-Nov-17

Fifteen additional district / town declared infected based on environmental samples in 2017

* Afp.rec Data as of 15-01-2018

Table 2: LAB Update 2017*

Month of Onset	AFP Cases	No virus isolated	Cases Under Process		Isolated Viruses from stools						
			Culture	ITD	Vaccine viruses		NPEV		Wild	Results within 14 days	
			n	n	n	n	n	%	n	%	n
January	751	595	0	0	56	7	99	13%	1	750	100%
February	774	621	0	0	44	6	108	14%	1	773	100%
March	831	643	0	0	53	6	135	16%	0	831	100%
April	819	585	0	0	47	6	187	23%	0	815	100%
May	912	687	0	0	50	5	175	19%	0	900	99%
June	672	460	0	0	17	3	194	29%	1	610	91%
July	895	575	0	0	23	3	297	33%	0	895	100%
August	857	543	0	0	20	2	292	34%	2	855	100%
September	850	495	0	0	68	8	287	34%	0	850	100%
October	891	607	0	0	58	7	226	25%	0	891	100%
November	801	504	0	0	62	8	232	29%	3	798	100%
December	898	376	378	3	37	4	107	12%	0	520	58%
Pakistan	9951	6691	378	3	535	5	2339	24%	8	9396	94%

*Data as of 15-01-2018

Comparison of Environmental Sampling Results, 2016-17*

DISTRICT	2016					2017					Last
	TOTAL	WILD			TOTAL	WILD					
	n	GRAB	BMFS	TOTAL		n	GRAB	BMFS	TOTAL		
		n	n	n	%		n	n	n	%	
LAHORE	62	2	1	3	5%	62	1		1	2%	18-Dec-17
MULTAN	36	2		2	6%	35	1		1	3%	9-Jan-17
DGKHAN	33	1		1	3%	36			0	0%	12-May-16
RAWALPINDI	25	3	1	4	16%	26	6	2	8	31%	10-Oct-17
FAISALABAD	36	1	1	2	6%	23			0	0%	2-Jul-16
SARGODHA *	1			0		12			0	0%	
BAHAWALPUR *	1			0		11			0	0%	
CDA	12			0	0%	12	5		5	42%	10-Jul-17
KHIGIQBAL	25	1	1	2	8%	26	5	1	6	23%	10-Oct-17
KHIGADAP	36	4		4	11%	36	20		20	56%	11-Dec-17
KHIBALDIA	23	1		1	4%	12	2		2	17%	3-Nov-17
KHILANDHI	6	1		1	17%	12	7		7	58%	14-Dec-17
KHIKORANGI *	1			0		12	1		1	8%	16-Oct-17
KHISITE *	1			0		12	5		5	42%	4-Dec-17
SUKKUR	27	2	1	3	11%	32	1	1	2	6%	19-Sep-17
HYDERABAD	18	1		1	6%	12			0	0%	5-Jan-16
JACOBABAD	16		3	3	19%	14	2	1	3	21%	9-Nov-17
SANGHAR *	1			0		12			0	0%	
DADU *	1			0		12			0	0%	
KAMBAR *				0		12	1		1	8%	15-Aug-17
PESHAWAR	39	9	1	10	26%	27	6	2	8	30%	11-Dec-17
DIKHAN	46	1		1	2%	23			0	0%	16-Jul-16
BANNU *	1			0		12			0	0%	
KOHAT *	1			0		10			0	0%	
CHARSADA *	1			0		12			0	0%	
MARDAN *	1			0		12			0	0%	
NOWSHERA *				0		12			0	0%	
KABDULAH	24	6		6	25%	24	13		13	54%	15-Oct-17
QUETTA	58	14		14	24%	49	11	1	12	24%	20-Dec-17
PISHIN	8	4		4	50%	12	5		5	42%	2-Oct-17
KHUZDAR *	1			0		12			0	0%	
LORALAI *	1			0		12	3		3	25%	17-Nov-17
ZHOB *	1			0		11			0	0%	
PAKISTAN	543	53	9	62	11%	649	95	8	103	16%	20-Dec-17

* New addition in Env Surveillance Network **2017 – 10 Environmental samples are under process)**

New Positive samples

* Data as of January 15, 2018

WPV and cVDPV Cases by District in 2017

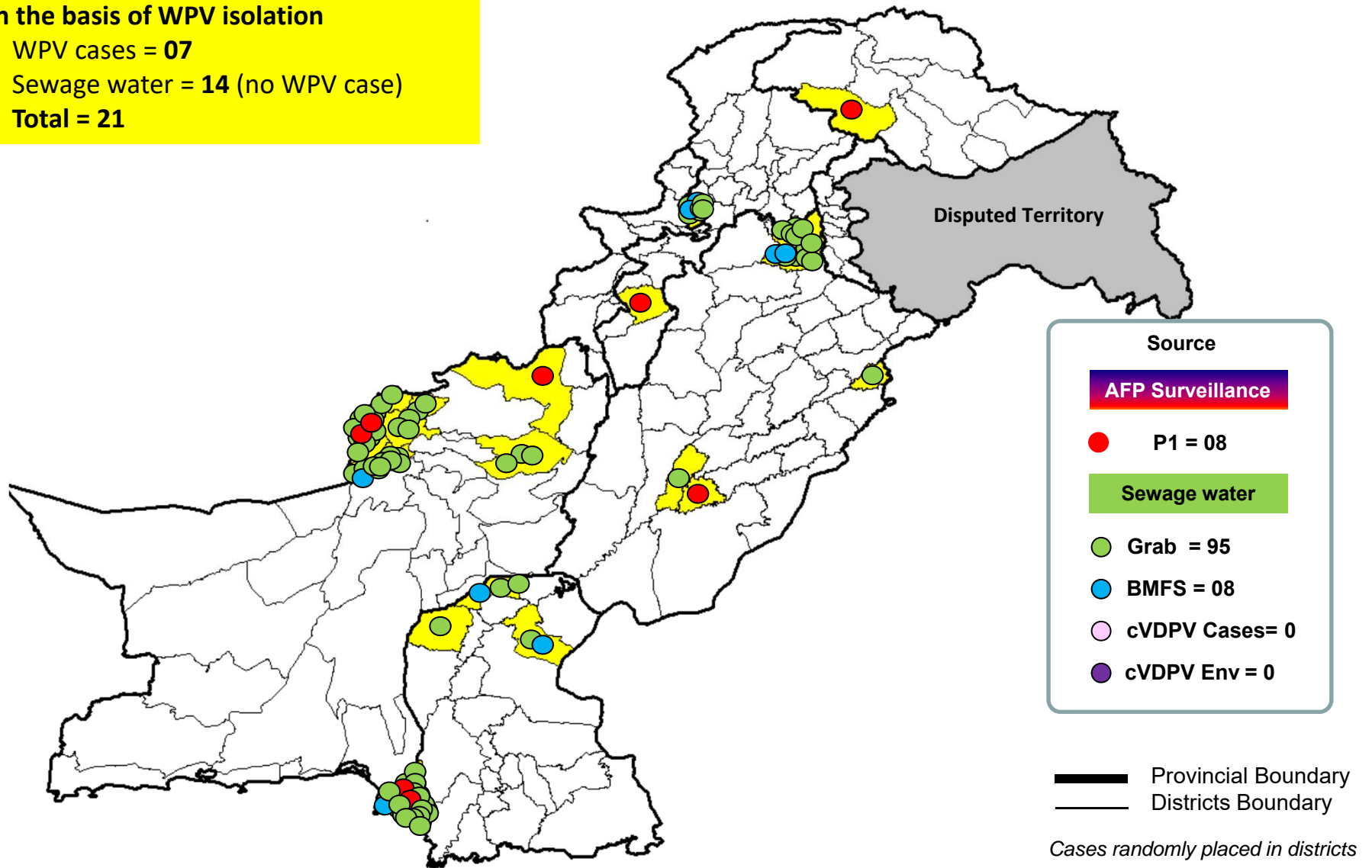
PROVINCE	DISTRICT	WPV Cases		cVDPV Cases	
		Onset of Last Case	Cases	Onset of Last Case	Cases
KPAKHTUNKHWA	LAKKIMRWT	21-Aug	1		
Total		21-Aug	01		
SINDH	KHIGADAP	09-Nov	1		
	KHIGIQBAL	11-Aug	1		
Total		09-Nov	02		
BALOCHISTAN	ZHOB	15-Nov	1		
	KABDULAH	13-Nov	2		
Total		15-Nov	03		
G-Baltistan	DIAMIR	13-Feb	1		
Total		13-Feb	01		
PUNJAB	LODHRAN	28-Jan	1		
Total		28-Jan	01		
PAKISTAN		15-Nov	08		

Map 2: Wild Polio virus isolates and cVDPV, 2017*

Infected districts/Towns/Agencies/Areas

On the basis of WPV isolation

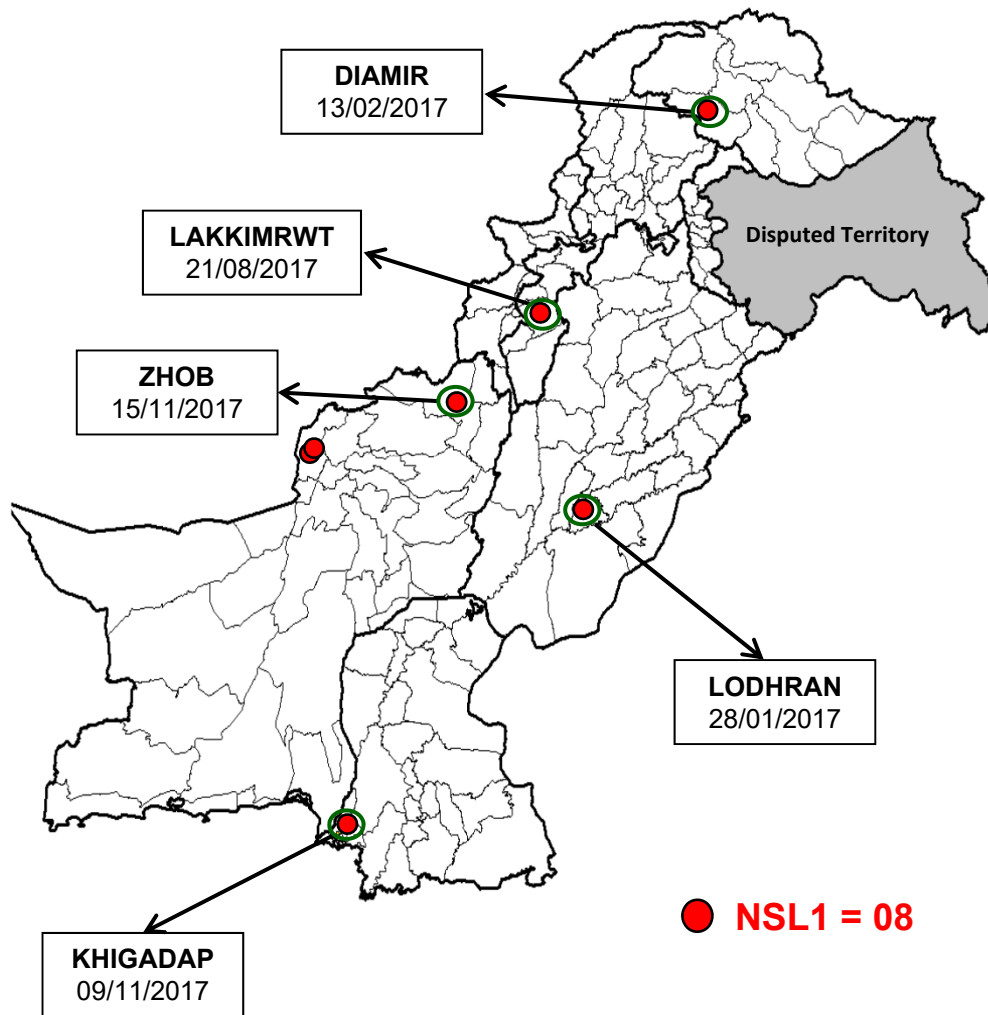
- WPV cases = 07
- Sewage water = 14 (no WPV case)
- Total = 21



* Afp.rec Data as of 15-01-2018

Map1: Distribution of Wild Polio Cases Pakistan 2017*

Districts/Towns with Wild Polio Cases = 08



Province/ Country	Date of Last Case		Number of cases 2017	
	P1	P3	P1	P3
FATA	Jul, 2016	Apr, 2012	-	-
KHYBER-PAKHTUNKHWA	Aug, 2017	Oct, 2010	01	-
SINDH	Nov, 2017	Jan, 2010	02	-
BALUCHISTAN	Nov, 2017	Apr, 2010	03	-
PUNJAB	Jan, 2017	Jun, 2010	01	-
AJK	Jun, 2000	Jun, 2000	-	-
GILGIT-BALTISTAN	Feb, 2017	-	01	-
ISLAMABAD	Sep, 2008	Sep, 2008	-	-
PAKISTAN	Nov, 2017	Apr, 2012	08	-

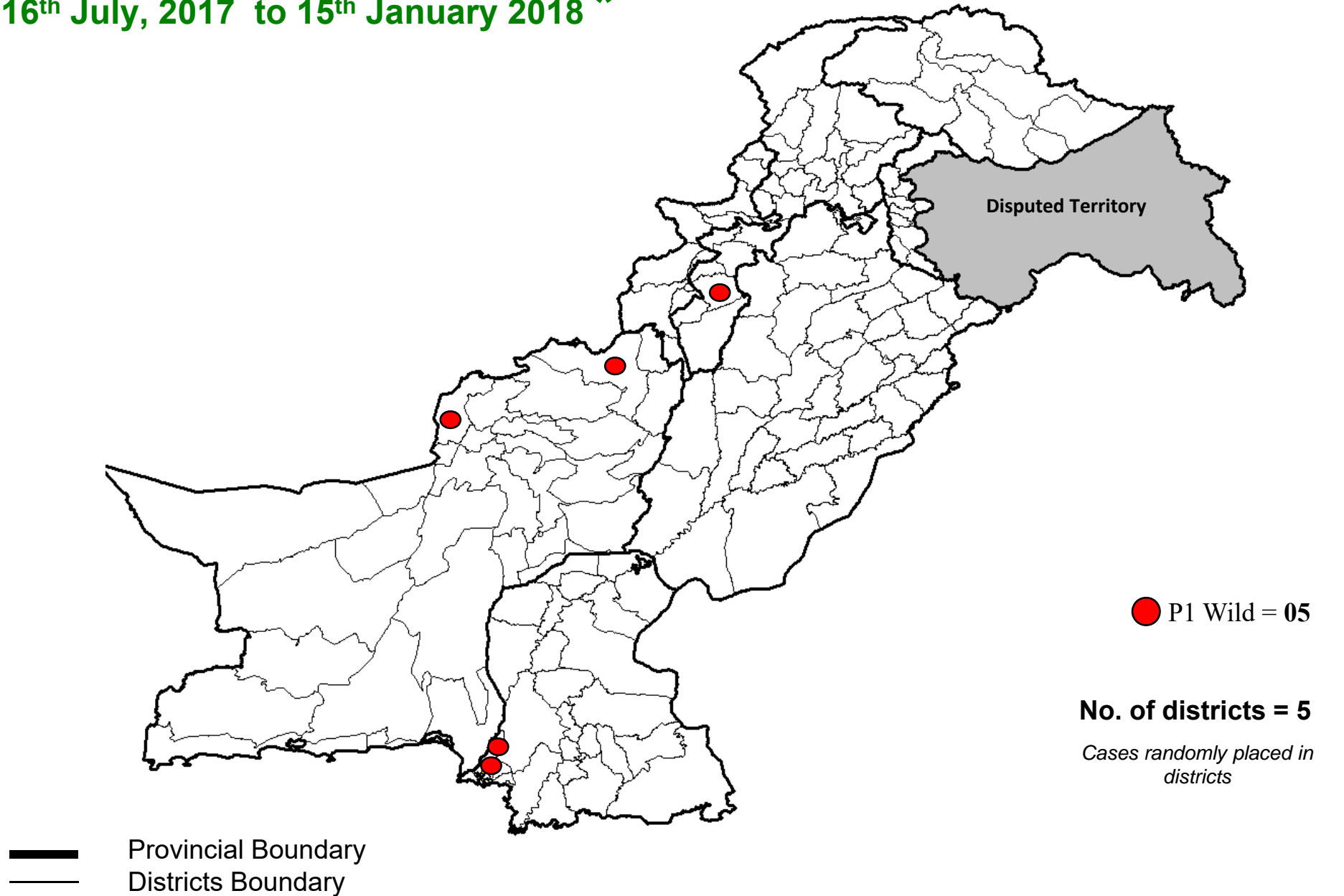
- District with last polio case in province
- Provincial Boundary
- Districts Boundary

Cases randomly placed in districts

* Afp.rec Data as of 15-01-2018

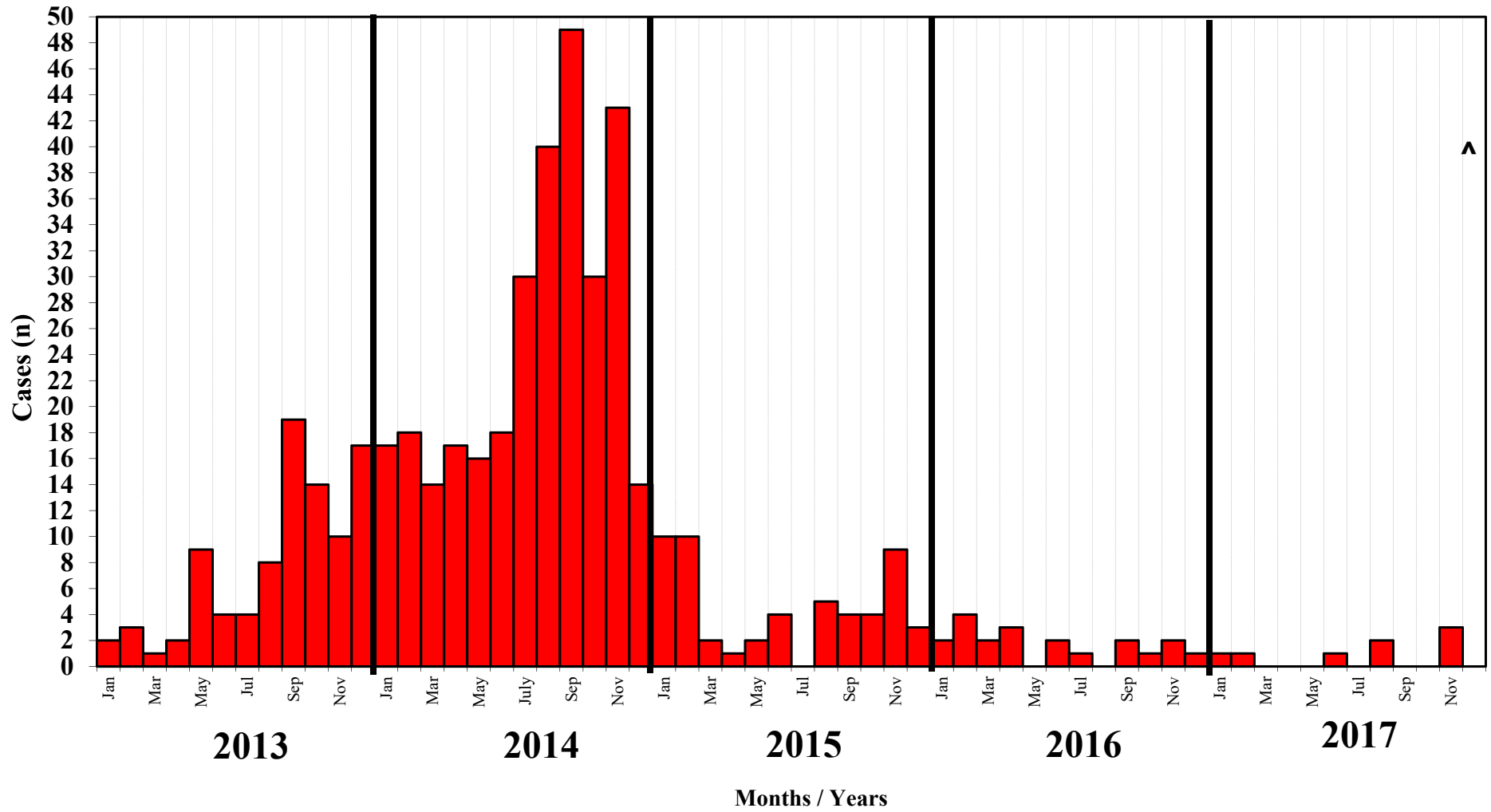
Map 3: Wild Polio cases in the last 6 months

16th July, 2017 to 15th January 2018 *



* Afp.rec Data as of 15-01-2018

Confirmed Polio Cases 2013-2017*

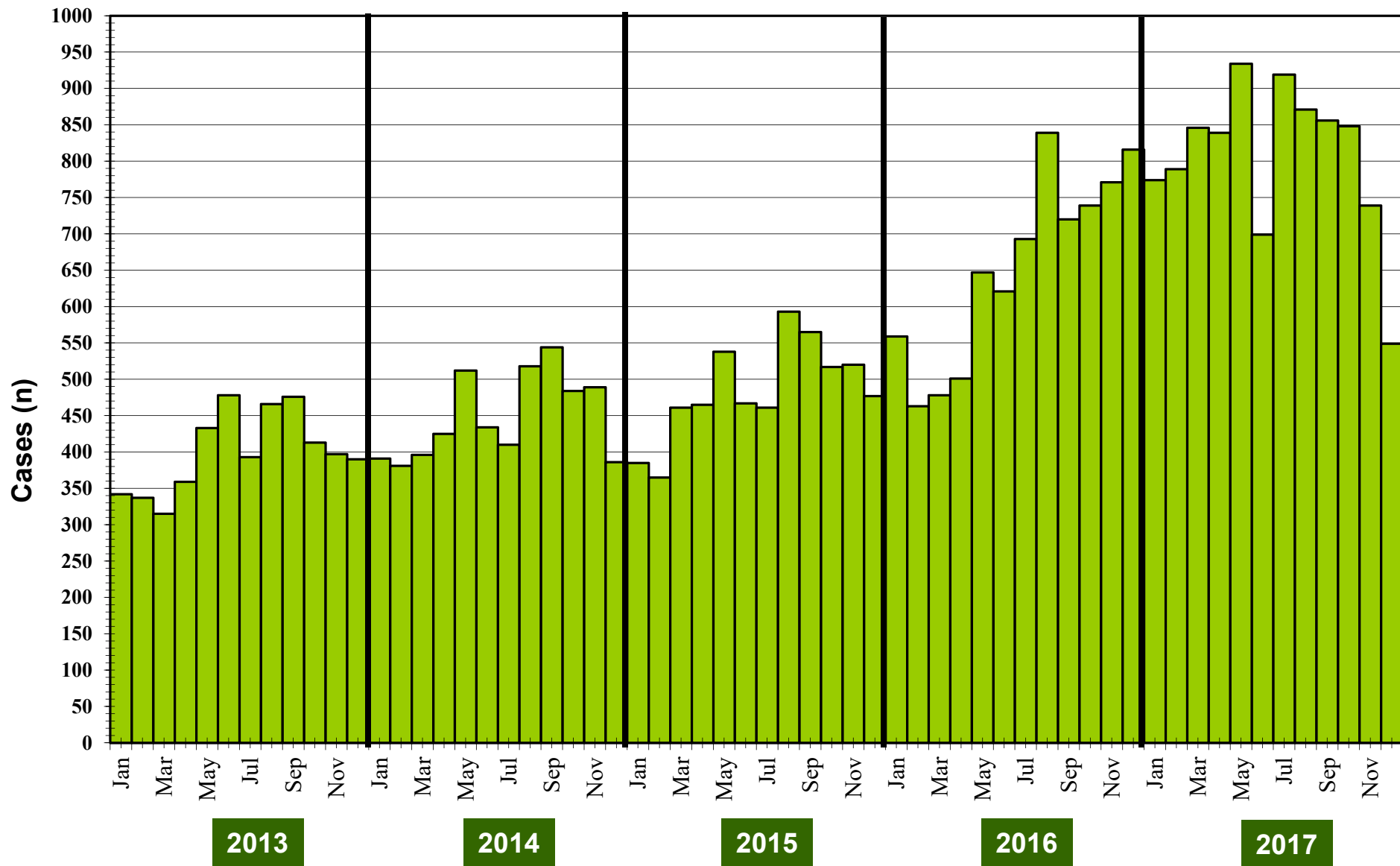


■ NSL1

^ Data incomplete

* Afp.rec Data as of 15-01-2018

Graph 1: Distribution of AFP Cases by Month, Pakistan 2013-2017*



* Afp.rec Data as of 15-01-2018

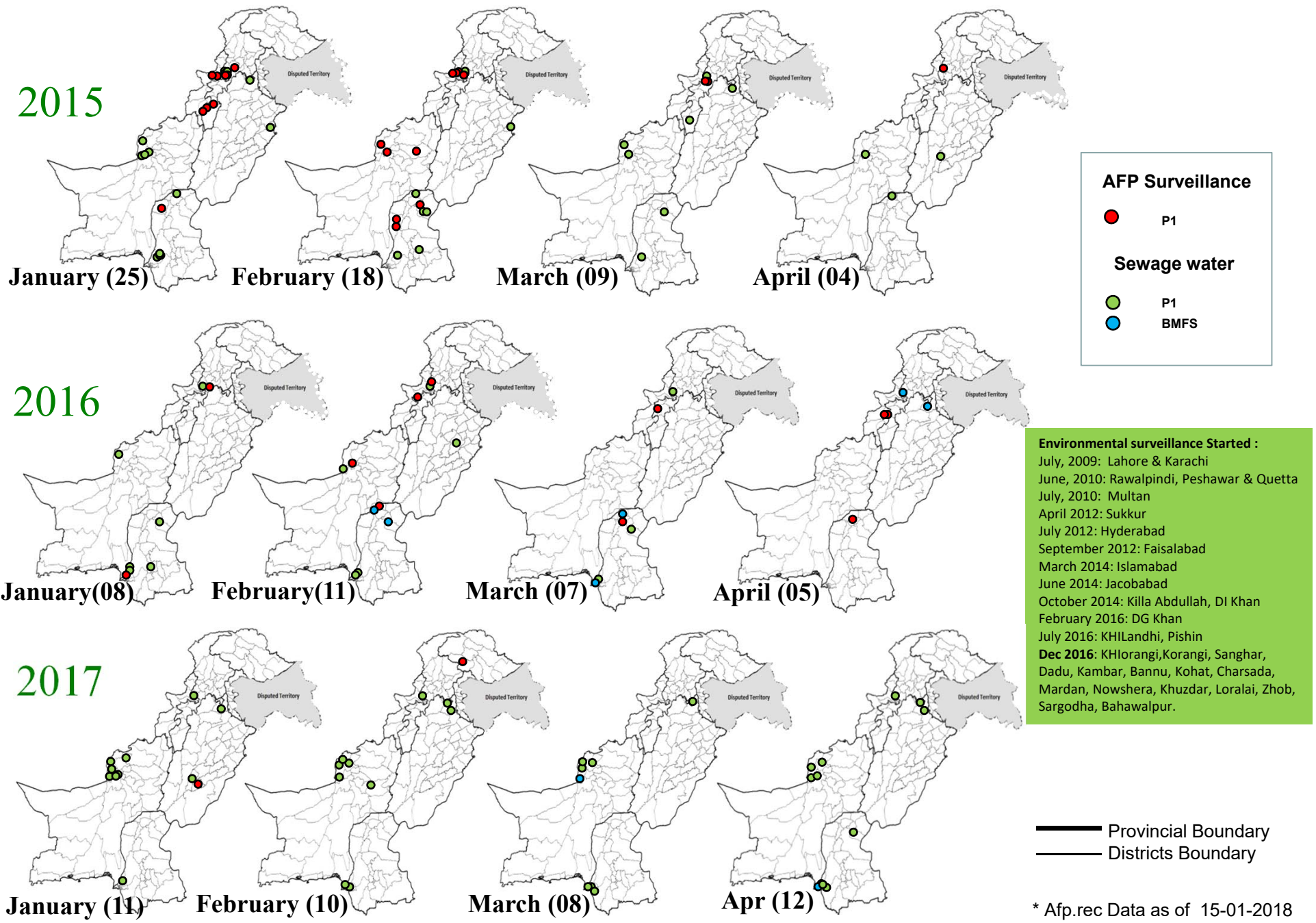
**Table 4: Distribution of AFP Cases By Week of Onset ^
Pakistan- 2017* [Week number / Ending on]**

PROVINCE	W 38 23 Sep 2017	W 39 30 Sep 2017	W 40 07 Oct 2017	W 41 14 Oct 2017	W 42 21 Oct 2017	W 43 28 Oct 2017	W 44 04 Nov 2017	W 45 11 Nov 2017	W 46 18 Nov 2017	W 47 25 Nov 2017	W 48 03 Dec 2017	W 49 09 Dec 2017	W 50 16 Dec 2017	W 51 23 Dec 2017	W 52 30 Dec 2017
PUNJAB	69	74	79	69	80	69	55	60	79	72	82	86	94	32	0
SINDH	47	27	62	37	37	48	47	36	57	49	38	32	28	14	0
FATA	19	10	14	11	11	7	8	10	15	15	11	12	7	7	1
BALUCHISTAN	14	13	13	8	11	12	7	11	10	10	1	11	5	2	0
AJK	2	5	8	4	7	3	5	4	4	1	5	2	1	0	0
GILGIT BILTISTAN	2	2	1	4	0	1	0	0	2	1	1	2	1	0	0
ISLAMABAD	2	0	4	5	3	4	2	4	0	1	0	1	2	3	0
KPAKHTUNKHWA	46	47	54	44	47	53	56	42	39	46	35	37	52	24	1
PAKISTAN	201	178	235	182	196	197	180	167	206	195	173	183	190	82	2

* Afp.rec & Afplab.rec: Data as of 15-01-2018

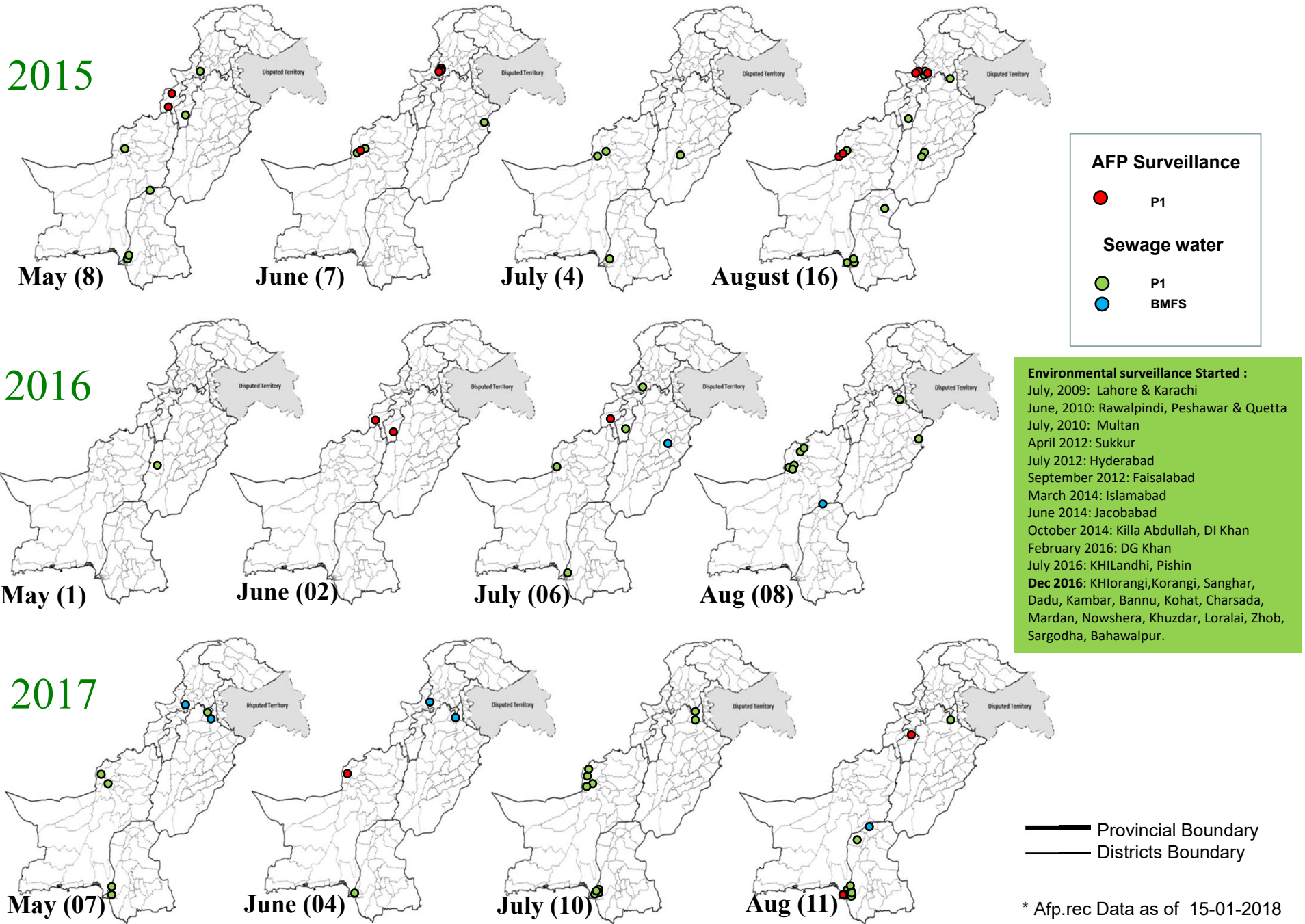
^ MMWR Epidemiological Weeks

Map 4: Monthly Comparison of Polio Cases/Isolates 2015-2017*



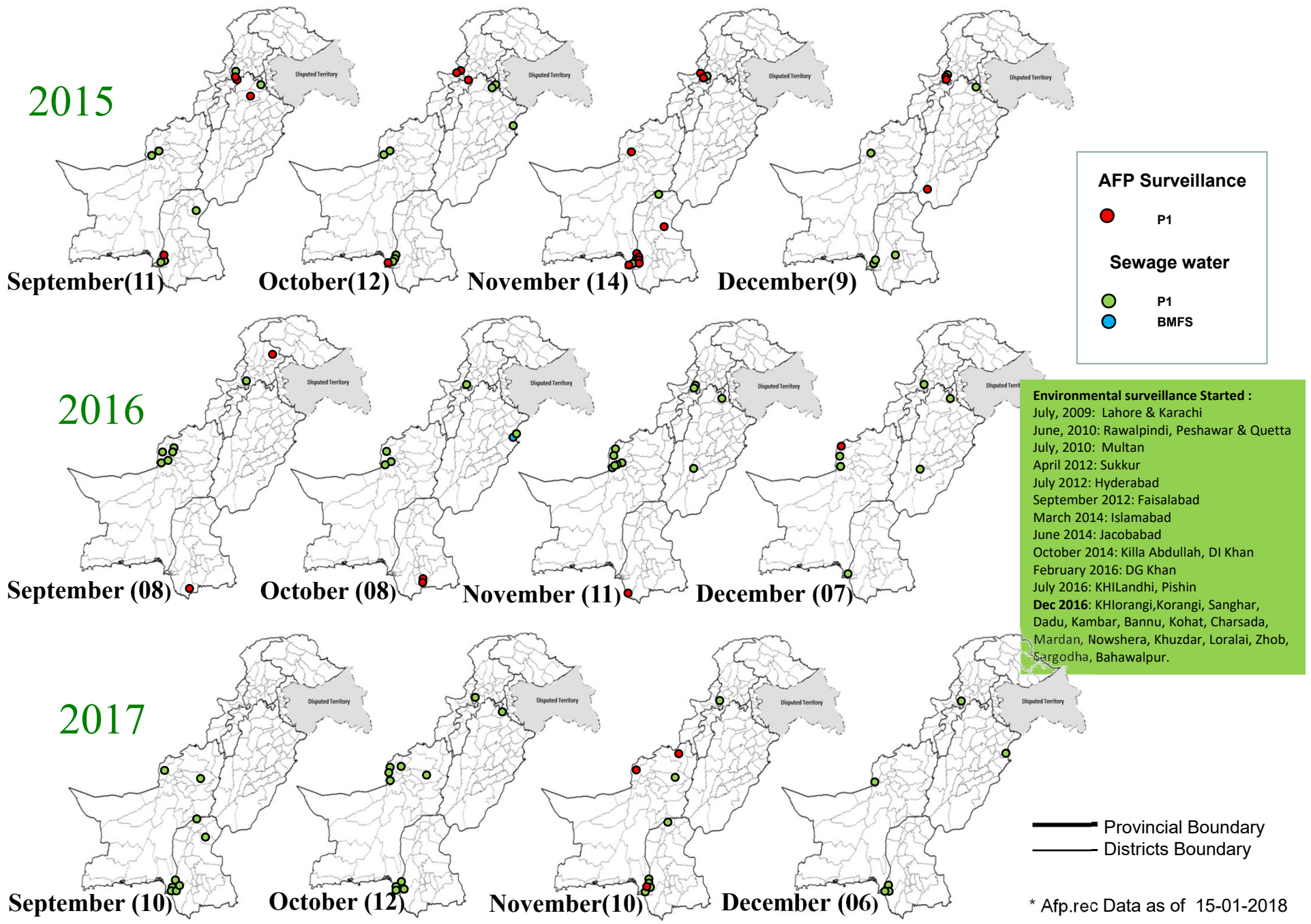
* Afp.rec Data as of 15-01-2018

Map 4.1: Monthly Comparison of Polio Cases/Isolates 2015-2017*



* Afp.rec Data as of 15-01-2018

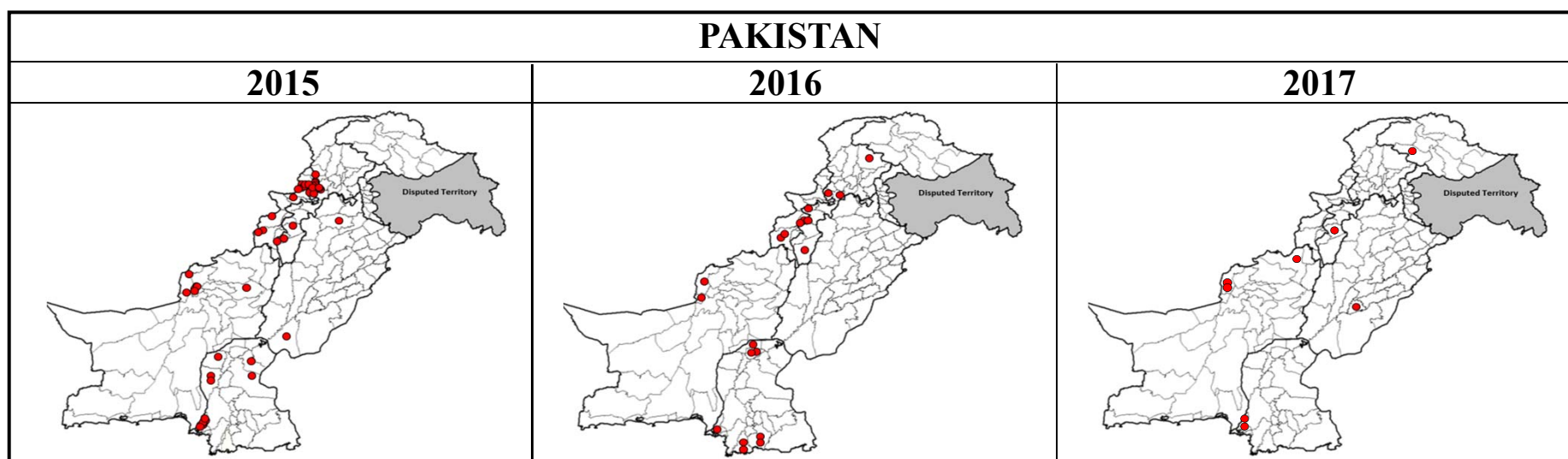
Map 4.2: Monthly Comparison of Polio Cases/Isolates 2015-2017*



* Afp.rec Data as of 15-01-2018

Table 5: Polio Eradication Update, Pakistan 2015-2017*

Province/Region	Polio 1		
	2015	2016	2017
FATA	16	02	-
KP	17	08	01
SINDH	12	08	02
PUNJAB	02	-	01
BALUCHISTAN	07	02	03
AJK	-	-	-
Gilgit-Baltistan	-	-	01
ISLAMABAD	-	-	-
PAKISTAN	54	20	08

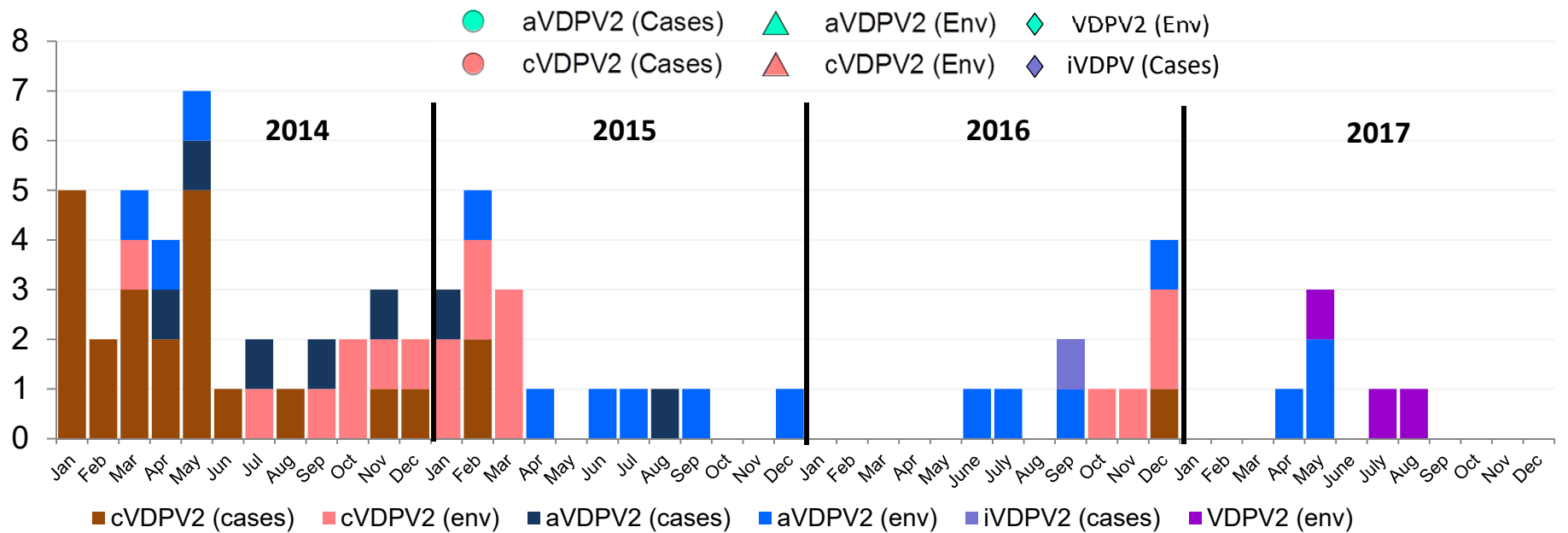
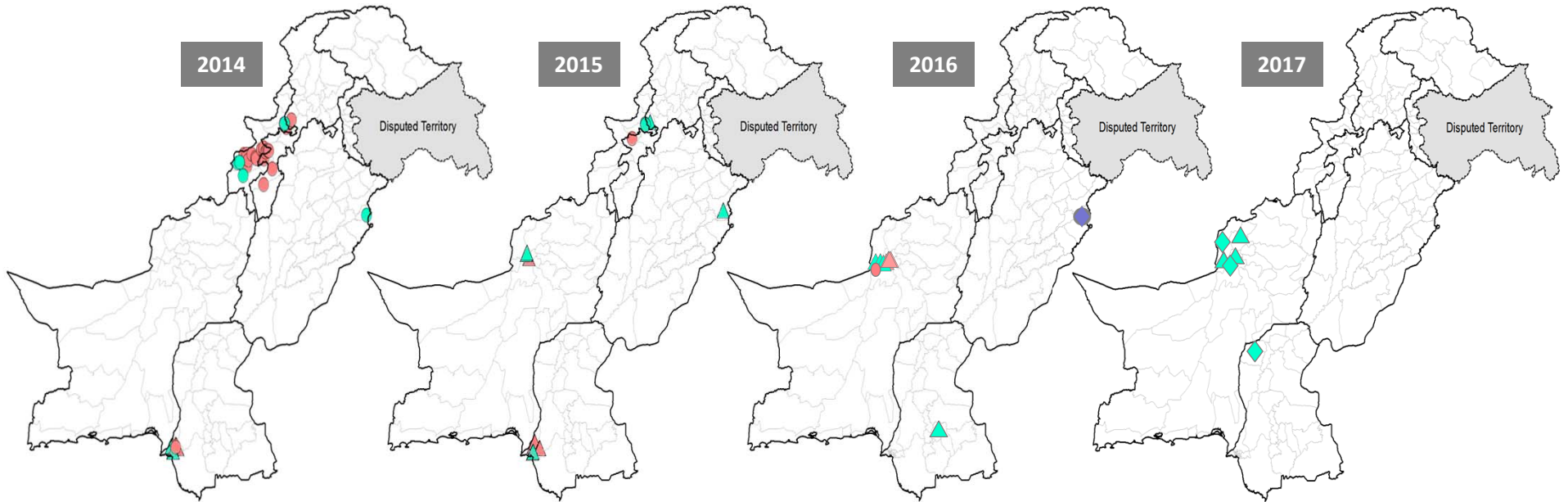


* Afp.rec Data as of 15-01-2018

VDPV2 isolates, 2013 to 2017*

DISTRICT	2013		2014				2015				2016						2017					
	aVDPV-2 cVDPV-2		aVDPV-2 cVDPV-2		aVDPV-2 cVDPV-2		aVDPV-2 cVDPV-2		iVDPV-2 cVDPV-2		VDPV 2		aVDPV-2 iVDPV-2		cVDPV-2 VDPV 2							
	Cases	Env	Cases	Env	Cases	Env	Cases	Env	Cases	Env	Cases	Env	Cases	Env	Cases	Env	Cases	Env	Cases	Env		
JAFARABAD	1																					
MASTUNG	1																					
PISHIN																			1			
QUETTA					2	1			3				1	4					2		1	
KABDULAH																					1	
BALOCHISTAN	2				2	1			3				1	4				3		2		
FR BANNU				8																		
KHYBER			1	2	1	1																
MOHMAND	1																					
WAZIR-N	41		2	7																		
WAZIR-S			1																			
FATA	42		4	17	1	1																
BANNU				1																		
HANGU							1															
LAKKIMRWT				1																		
PESHAWAR				1	1																	
KPAKHTUNKHWA				3	1	1																
LAHORE			1		1					1												
PUNJAB			1		1					1												
KAMBAR																					1	
KHIGADAP	4	2		2	1	7					6											
KHIGIQBAL				1				2														
KHIGULBERG					1																	
HYDERABAD										1												
SINDH	4	2	3	1	7	1	2	6	1												1	
PAKISTAN	48	2	5	3	21	7	2	6	2	7	4	1	1	4				3		3		

VDPV isolates (Cases + ES), 2014 – 2017*



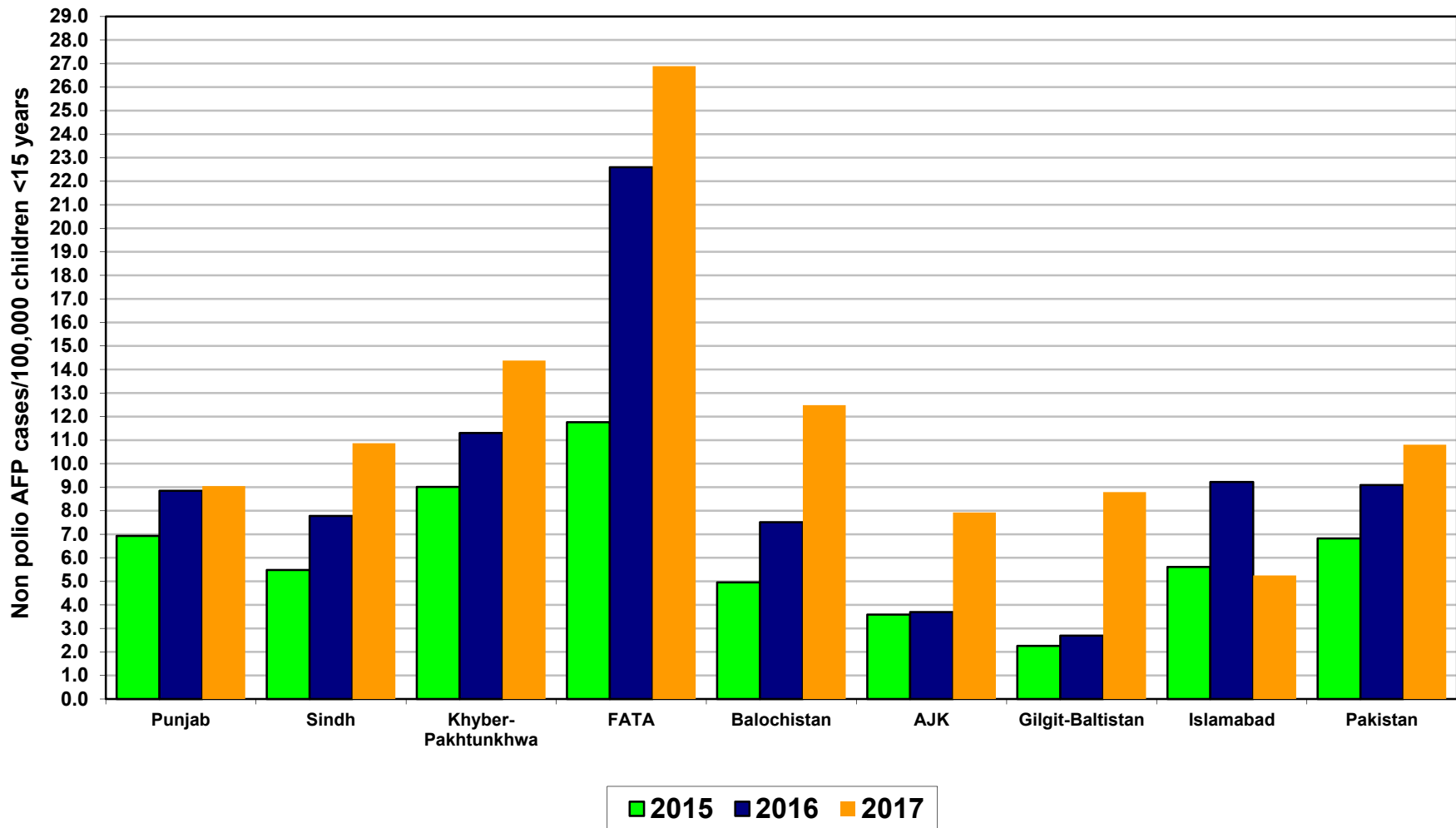
* Afp.rec Data as of 15-01-2018

Table 6: Vaccination status of non polio AFP cases age 6-59 months 2015-2017*

REGION	0 dose			1-2 doses			3 doses			4-6 doses			7+ doses		
	15	16	17	15	16	17	15	16	17	15	16	17	15	16	17
Central Punjab	0%	0%	0%	0%	0%	0%	0%	1%	1%	3%	3%	3%	96%	97%	96%
North Punjab	0%	0%	0%	0%	0%	0%	1%	0%	1%	3%	2%	1%	95%	98%	96%
South Punjab	0%	0%	0%	0%	0%	0%	1%	0%	0%	2%	2%	2%	97%	98%	97%
PUNJAB	0%	0%	0%	0%	0%	0%	0%	0%	1%	3%	2%	2%	96%	97%	97%
Karachi	2%	0%	1%	3%	1%	1%	1%	1%	1%	5%	5%	7%	89%	93%	90%
North Sindh	0%	0%	0%	1%	0%	0%	1%	0%	0%	8%	5%	2%	90%	94%	97%
South Sindh	0%	0%	0%	1%	1%	0%	1%	1%	1%	7%	6%	4%	91%	92%	95%
SINDH	0%	0%	0%	1%	1%	0%	1%	1%	0%	7%	5%	4%	90%	93%	95%
Central Khyber Pakhtunkhwa	1%	0%	0%	1%	0%	0%	1%	0%	0%	3%	1%	1%	94%	99%	98%
North Khyber Pakhtunkhwa	1%	1%	0%	1%	1%	2%	1%	0%	1%	4%	2%	3%	94%	96%	94%
South Khyber Pakhtunkhwa	1%	0%	0%	1%	1%	2%	2%	1%	2%	11%	1%	3%	83%	96%	92%
Khyber Pakhtunkhwa	1%	0%	0%	1%	1%	1%	1%	0%	1%	5%	1%	2%	91%	97%	95%
FATA	3%	0%	0%	3%	2%	0%	4%	1%	1%	7%	10%	8%	84%	88%	91%
Rest of Balochistan	11%	7%	3%	9%	7%	9%	2%	2%	3%	25%	23%	13%	54%	62%	71%
North Balochistan	11%	0%	4%	14%	3%	6%	0%	3%	2%	17%	10%	10%	57%	83%	78%
Quetta Block	3%	1%	2%	15%	1%	2%	9%	4%	4%	12%	10%	7%	61%	83%	86%
BALUCHISTAN	9%	2%	2%	12%	3%	5%	3%	3%	2%	19%	13%	9%	56%	80%	81%
PAKISTAN	1%	0%	0%	1%	1%	1%	1%	1%	1%	5%	4%	4%	92%	95%	95%

* Afp.rec Data as of 15-01-2018

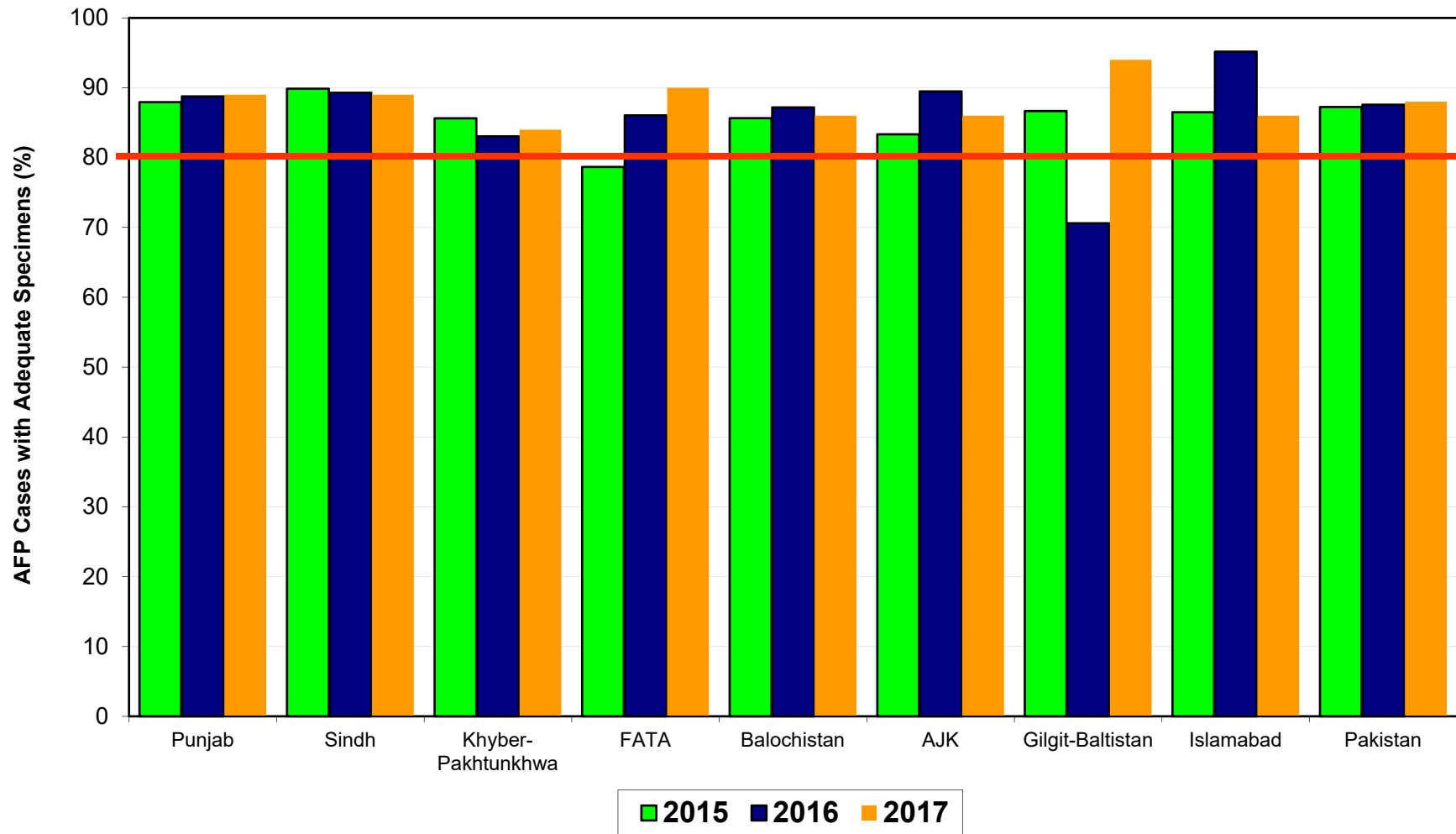
Non Polio AFP Rate By Province/Regions, 2015-2017*



Minimum Target Non-Polio AFP Rate for Tier-1 and Tier-2 districts is 6/100000 < 15 years of the age
 Minimum Target Non-Polio AFP Rate for Tier-3 and Tier-4 districts is 3/100000 < 15 years of the age

* Afp.rec Data as of 15-01-2018

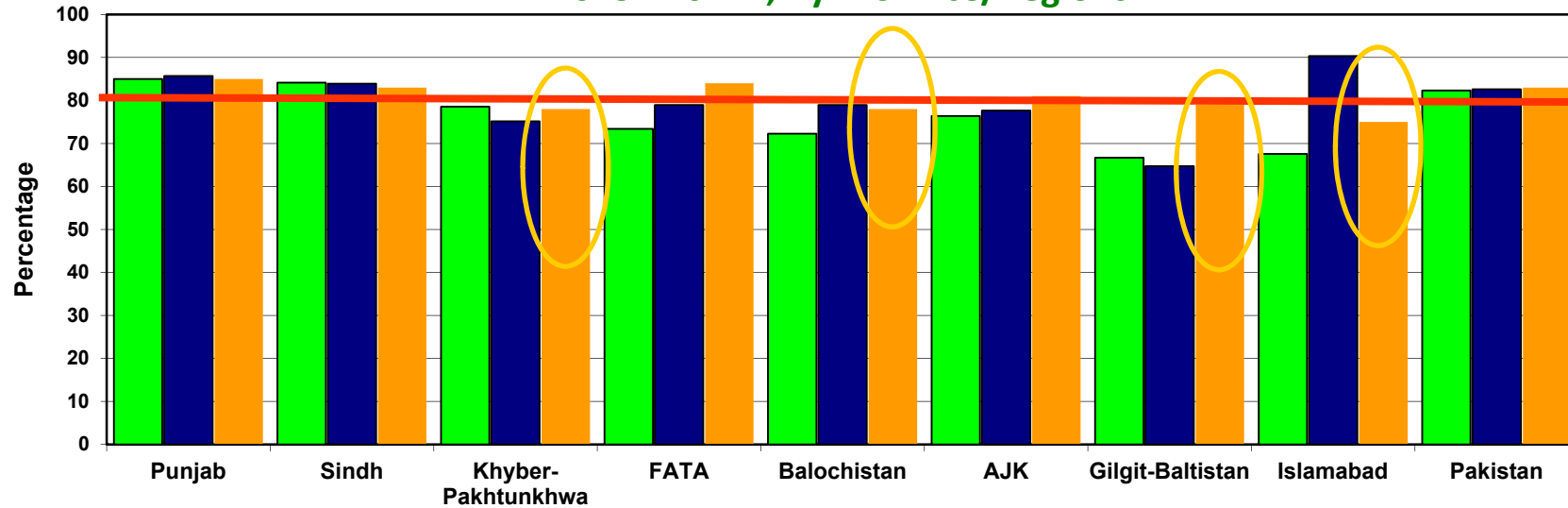
Percent AFP Cases with Adequate Specimens By Province/Regions, 2015-2017*



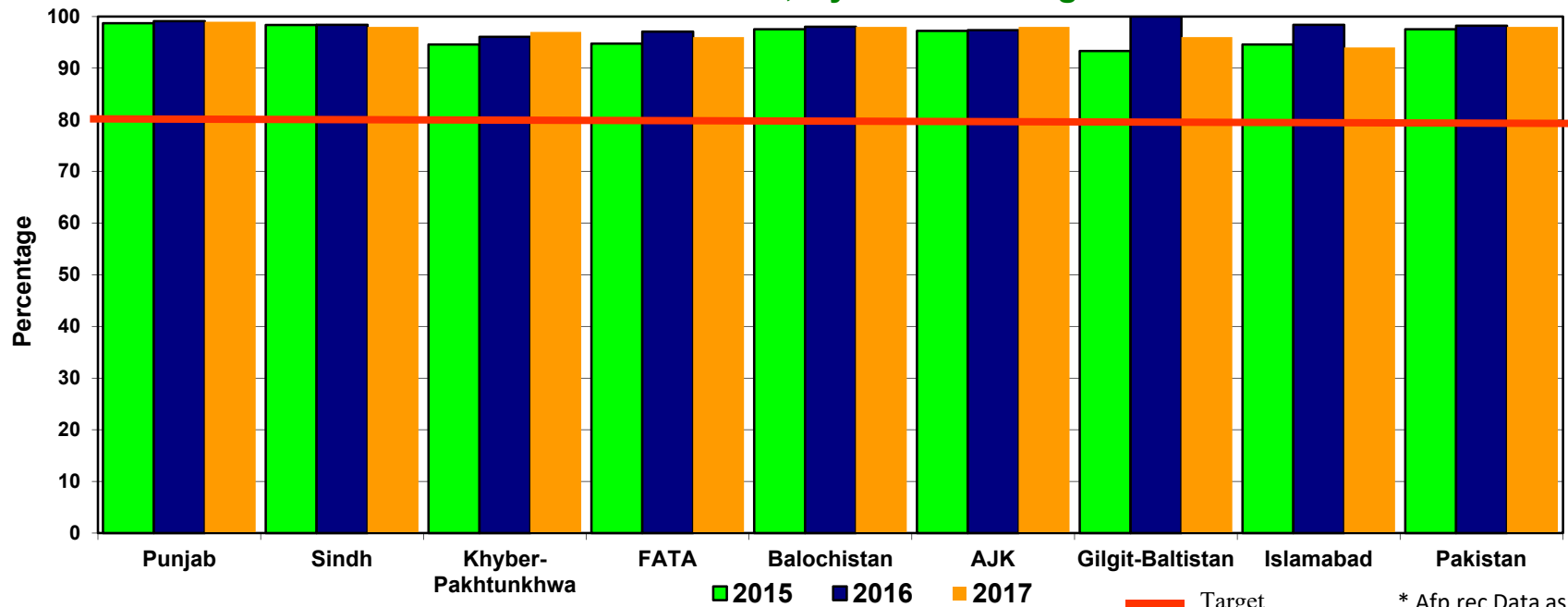
* Afp.rec Data as of 15-01-2018

— Target Adequate Sample cases = 80%

**Graph 5: Percent AFP Cases Notified within 07 days of paralysis onset
2015 - 2017*; By Province/Regions**



**Graph 6: Percent AFP Cases Investigated within 48 hours of notification
2015 ~ 2017*; By Province/Regions**

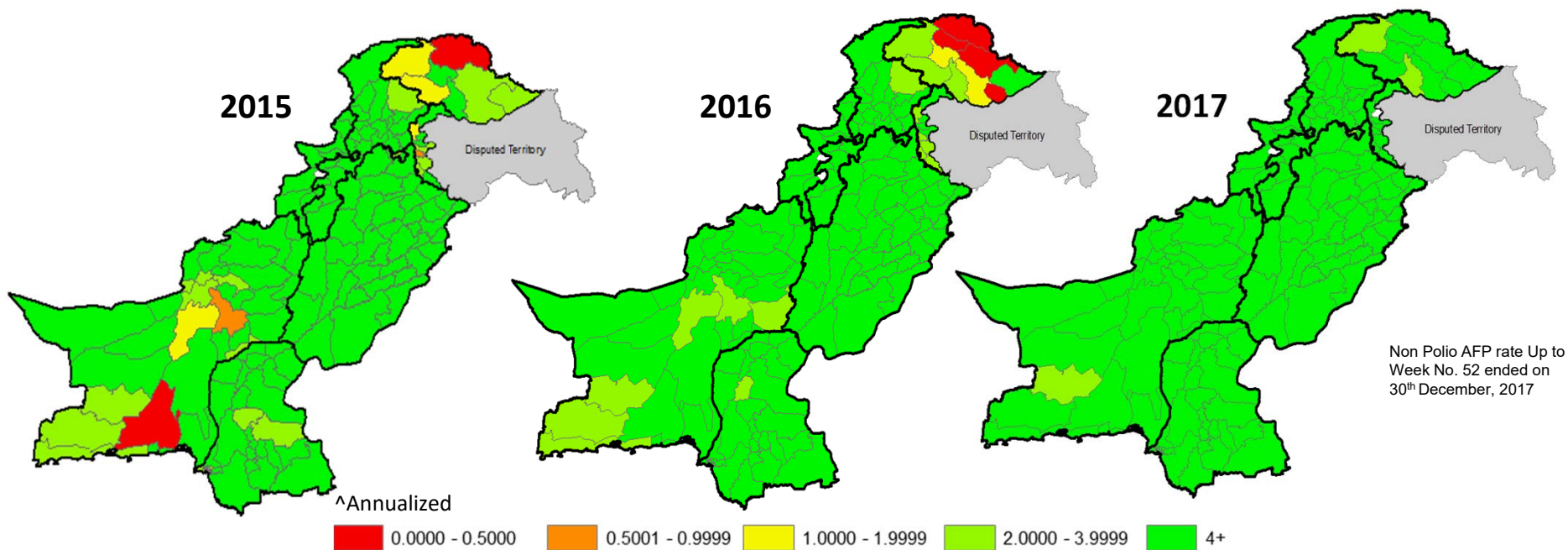


■ 2015 ■ 2016 ■ 2017

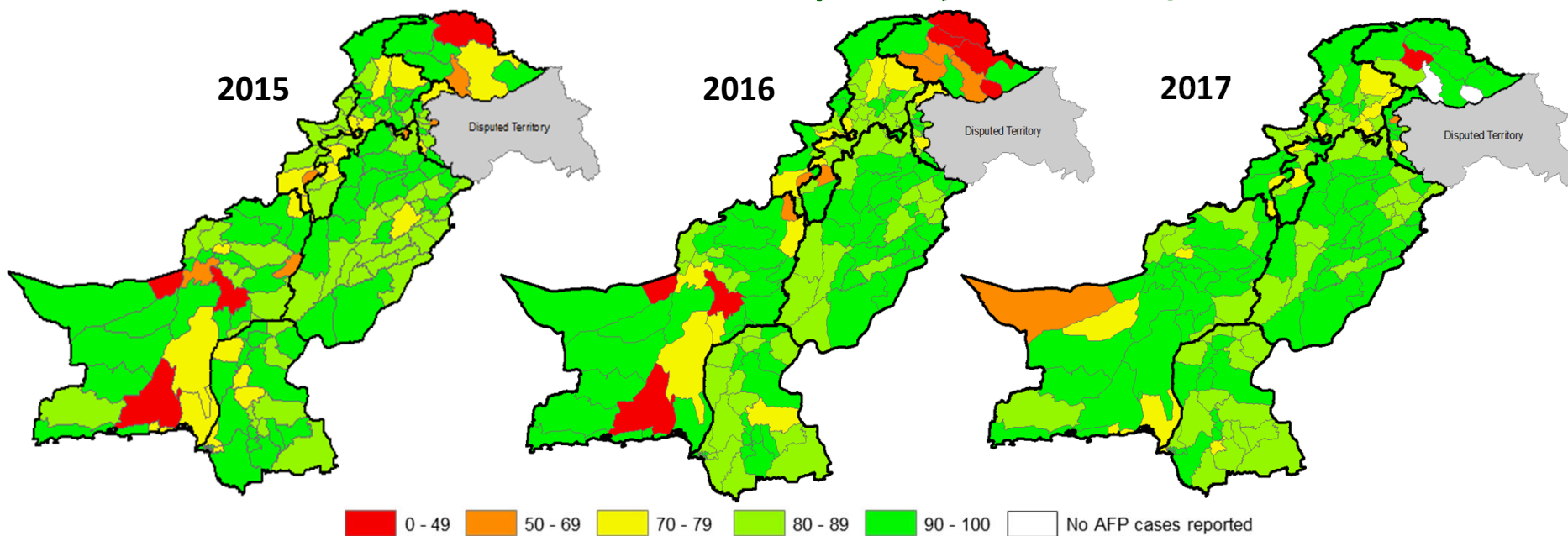
— Target

* Afp.rec Data as of 15-01-2018

Non-Polio ^ AFP Rate by District



Percent AFP Cases with Adequate Specimens, by District



**Table 7.3: AFP CASES PENDING FOR CLASSIFICATION
WITH DATE OF ONSET MORE THAN 90 DAYS* 2017 (1/3)**

S. No	DISTRICT	TEHSIL	EPID	SEX	AGE	DONSET	DOSESE	DSTOOL1	DSTOOL2	LAB	FEVER	ASVM	PROG	FUP	PEND (DAYS)
1	BAHWLNAGAR	FORTABBAS	PB/73/17/078	M	48	12-10-17	7+	DIED BEFORE STOOL			Y	N	UK	DIED	95
2	BAHWLNAGAR	BAHAWALNAGAR	PB/73/17/081	F	24	11-10-17	7+	27-10-17	30-10-17	NVI	N	N	N		96
3	BHAKKAR	KALUR KOT	PB/44/17/035	M	168	24-07-17	7+	12-08-17	13-08-17	NVI	Y	N	Y	Y	175
4	BHAKKAR	BHAKKAR	PB/44/17/043	M	96	07-09-17	7+	23-09-17	24-09-17	NVI	N	N	Y	Y	130
5	DGKHAN	DGKHAN	PB/81/17/167	M	14	18-09-17	7+	06-10-17	08-10-17	NVI	N	Y	Y		119
6	DGKHAN	DGKHAN	PB/81/17/191	M	4	20-08-17	7+				N	N	Y	Y	148
7	DGKHAN	DGKHAN	PB/81/17/193	F	48	03-09-17	7+	LATE NOTIFIED			Y	Y	Y	Y	134
8	DGKHAN	DGKHAN	PB/81/17/204	M	3	24-09-17	4				Y	Y	Y		113
9	FAISALABAD	FAISALABAD CITY	PB/51/17/198	F	108	03-09-17	7+	22-09-17	23-09-17	EV	Y	N	Y		134
10	FAISALABAD	FAISALABAD CITY	PB/51/17/215	M	166	13-10-17	7+	23-10-17		NVI	N	N	Y	DIED	94
11	GUJRANWALA	WAZIRABAD	PB/21/17/164	F	144	17-08-17	7+	10-09-17	12-09-17	EV	N	Y	Y	Y	151
12	GUJRANWALA	WAZIRABAD	PB/21/17/171	M	96	09-08-17	7+	16-09-17	18-09-17	NVI	N	Y	Y	Y	159
13	GUJRANWALA	KHIALI SHAHPUR	PB/21/17/184	F	147	20-09-17	7+	15-10-17	16-10-17	NVI	Y	Y	Y	Y	117
14	GUJRANWALA	NOWSHERA VIRKAN	PB/21/17/186	M	96	28-09-17	7+	18-10-17	19-10-17	NVI	N	Y	Y	Y	109
15	GUJRANWALA	NOWSHERA VIRKAN	PB/21/17/191	M	60	19-09-17	7+	21-10-17	22-10-17	NVI	N	Y	Y	Y	118
16	GUJRAT	KHARIAN	PB/23/17/097	M	99	11-09-17	5	06-10-17	07-10-17	NVI	N	Y	Y	Y	126
17	GUJRAT	KHARIAN	PB/23/17/101	M	120	11-10-17	7+	26-10-17		NVI	N	N	Y		96
18	HAFIZABAD	PINDI BHATTIAN	PB/22/17/053	F	156	28-07-17	7+	10-08-17	12-08-17	NVI	N	N	Y	Y	171
19	HAFIZABAD	PINDI BHATTIAN	PB/22/17/060	F	36	18-08-17	7+	25-08-17		NVI	Y	N	Y	DIED	150
20	HAFIZABAD	HAFIZABAD	PB/22/17/064	F	9	17-08-17	7+	09-09-17	10-09-17	NVI	Y	Y	N	Y	151
21	JHANG	JHANG	PB/53/17/076	F	24	26-09-17	7+	DIED BEFORE STOOL			Y	N	Y	DIED	111
22	JHELUM	PIND DADAN KHAN	PB/14/17/040	M	36	20-07-17	7+				N	N	Y	Y	179
23	KASUR	PATTOKI	PB/32/17/087	M	148	28-07-17	7+	LATE NOTIFIED			Y	N	Y	Y	171
24	KASUR	PATTOKI	PB/32/17/090	M	14	10-07-17	7+				Y	Y	Y	Y	189
25	KHUSHAB	KHUSHAB	PB/42/17/037	M	30	29-07-17	7+				N	Y	UK	Y	170
26	LAHORE	SHALAMAR TOWN	PB/31/17/205	M	203	04-09-17	7+	23-09-17	24-09-17	EV	Y	Y	Y	Y	133
27	LAHORE	RAVI TOWN	PB/31/17/204	M	18	20-07-17	7+				Y	Y	Y	Y	179
28	LAHORE	NISHTAR TOWN	PB/31/17/211	F	7	04-05-17	7+	LATE NOTIFIED			Y	Y	Y	Y	256
29	LAHORE	NISHTAR TOWN	PB/31/17/271	M	20	01-10-17	7+				Y	Y	Y		106
30	MBDIN	MANDI BHAUDDIN	PB/24/17/038	M	132	20-08-17	7+	DIED BEFORE STOOL			Y	Y	Y	DIED	148
31	MBDIN	MANDI BHAUDDIN	PB/24/17/027	F	4	03-07-17	5				N	Y	Y	DIED	196
32	MBDIN	MALAKWAL	PB/24/17/052	F	60	25-08-17	7+	LATE NOTIFIED			Y	N	N	Y	143
33	MIANWALI	MIANWALI	PB/43/17/051	F	9	30-07-17	7+	01-08-17		NVI	Y	N	Y	DIED	169
34	MIANWALI	MIANWALI	PB/43/17/063	M	24	03-09-17	7+	DIED BEFORE STOOL			Y	N	Y	DIED	134
35	MUZFARGARH	KOT ADDU	PB/83/17/194	M	49	03-09-17	7+	20-09-17	21-09-17	EV	Y	N	Y		134
36	MUZFARGARH	ALIPUR	PB/83/17/199	M	21	12-09-17	7+	27-09-17	29-09-17	NVI	Y	Y	Y		125
37	MUZFARGARH	MUZFARGARH	PB/83/17/233	F	120	15-10-17	7+	17-11-17	19-11-17	NVI	Y	Y	UK		92
38	MUZFARGARH	MUZFARGARH	PB/83/17/230	F	24	21-06-17	7+	LATE NOTIFIED			Y	Y	Y		208
39	MUZFARGARH	ALIPUR	PB/83/17/198	M	66	10-08-17	7+	26-09-17	28-09-17	NVI	Y	Y	Y		158
40	NANKANASAHIB	SANGLAHILL	PB/35/17/070	F	15	15-09-17	7+	25-10-17	27-10-17	EV	Y	Y	Y	Y	122
41	NAROWAL	SHAKARGARH	PB/26/17/039	F	36	05-08-17	7+	20-09-17	21-09-17	EV	Y	Y	Y	Y	163
42	NAROWAL	NAROWAL	PB/26/17/044	M	30	08-09-17	7+	10-10-17	13-10-17	EV	Y	N	Y		129

* Afp.rec Data as of 15-01-2018

€ Based on recall of parents

60 days Follow-up not done

FUP = Residual Weakness at 60 days follow up.

**Table 7.3: AFP CASES PENDING FOR CLASSIFICATION
WITH DATE OF ONSET MORE THAN 90 DAYS* 2017 (2/3)**

S. No	DISTRICT	TEHSIL	EPID	SEX	AGE	DONSET	DOSE€	DSTOOL1	DSTOOL2	LAB	FEVER	ASVM	PROG	FUP	PEND (DAYS)
43	OKARA	DEPALPUR	PB/34/17/101	M	36	01-10-17	7+	04-11-17	05-11-17	NVI	Y	Y	Y	Y	106
44	OKARA	OKARA	PB/34/17/103	M	48	06-10-17	7+	07-11-17	08-11-17	NVI	N	N	N	Y	101
45	OKARA	OKARA	PB/34/17/112	M	72	16-10-17	7+	LATE NOTIFIED			N	Y	Y		91
46	PAKPATTEN	ARIF WALA	PB/66/17/070	M	36	06-10-17	7+	27-10-17	28-10-17	EV	N	N	N		101
47	RAJANPUR	ROJHAN	PB/82/17/100	F	48	13-04-17	7+	LATE NOTIFIED			Y	Y	UK	Y	277
48	RAJANPUR	ROJHAN	PB/82/17/120	F	58	26-09-17	7+	28-10-17	30-10-17	VACC	UK	N	Y		111
49	RAJANPUR	RAJANPUR	PB/82/17/101	M	120	11-09-17	7+	30-09-17	01-10-17	NVI	Y	N	Y	Y	126
50	RAJANPUR	RAJANPUR	PB/82/17/132	F	22	08-08-17	7+	LATE NOTIFIED			Y	Y	UK		160
51	RAWALPINDI	MURREE	PB/11/17/172	M	120	03-10-17	7+	22-10-17	24-10-17	NVI	Y	Y	Y		104
52	RAWALPINDI	GUJAR KHAN	PB/11/17/174	M	144	10-10-17	7+	DIED BEFORE STOOL			Y	N	Y	DIED	97
53	RAWALPINDI	RAWALPINDI	PB/11/17/185	F	84	10-10-17	7+	21-10-17		EV	N	N	Y	DIED	97
54	SARGODHA	SAHIWAL	PB/41/17/101	M	11	13-09-17	7+	17-10-17	18-10-17	NVI	Y	Y	Y		124
55	SIALKOT	SIALKOT	PB/25/17/069	M	18	24-07-17	7+	06-09-17	07-09-17	NVI	Y	Y	Y	Y	175
56	SIALKOT	SIALKOT	PB/25/17/073	F	110	31-08-17	7+	12-09-17	15-09-17	NVI	N	Y	Y	Y	137
57	TT Singh	KAMALIA	PB/52/17/077	F	1	29-06-17	0	21-07-17	22-07-17		N	Y	Y		200
58	TT Singh	GOJRA	PB/52/17/103	M	48	11-10-17	7+	DIED BEFORE STOOL			Y	N	Y	DIED	96
59	TT Singh	TOBA TEK SINGH	PB/52/17/113	M	27	11-10-17	7+	29-10-17	30-10-17	NVI	N	Y	Y		96
60	BADIN	TANDO BAGO	SD/23/17/055	F	60	03-10-17	7+	08-10-17		NVI	Y	Y	Y	DIED	104
61	GHOTKI	DAHARKI	SD/42/17/087	F	15	09-10-17	7+	07-11-17	08-11-17	NVI	N	Y	Y	Y	98
62	KHIBINQASIM	BINQASIM	SD/62/17/042	F	18	10-10-17	7+	24-12-17	25-12-17		N	Y	Y		97
63	KHIGIQBAL	G-IQBAL	SD/65/17/024	F	132	30-09-17	7+	15-10-17	16-10-17	NVI	N	N	Y	Y	107
64	KHILIAQAT	LIAQATABAD	SD/70/17/019	F	10	22-07-17	7+	28-10-17	29-10-17	NVI	Y	Y	Y	Y	177
65	SUKKUR	PANO AQIL	SD/41/17/082	F	36	03-08-17	7+	LATE NOTIFIED			Y	Y	Y	Y	165
66	BATAGRAM	BATAGRAM	KP/11/17/035	F	6	08-10-17	1	08-11-17	26-11-17	NVI	Y	Y	Y		99
67	DIKHAN	DIKHAN	KP/60/17/039	F	170	14-10-17	7+	31-10-17	01-11-17	NVI	UK	UK	UK		93
68	DIRUPPER	DIR	KP/25/17/034	M	36	12-09-17	7+	08-10-17	09-10-17		Y	Y	Y		125
69	DIRUPPER	DIR	KP/25/17/037	M	175	07-10-17	7+	15-11-17	16-11-17	NVI	Y	N	Y	DIED	100
70	KARAK	KARAK	KP/51/17/063	M	13	25-09-17	7+	18-10-17	22-10-17	NVI	UK	UK	UK		112
71	KOHAT	KOHAT	KP/50/17/032	F	38	15-09-17	7+	30-10-17	31-10-17	EV	N	N	Y		122
72	KOHAT	KOHAT	KP/50/17/039	F	13	25-09-17	7+	LATE NOTIFIED			N	Y	Y	Y	112
73	MALAKAND	BATKHELA	KP/20/17/056	F	18	05-10-17	7+	01-11-17	03-11-17	NVI	Y	N	Y		102
74	MANSEHRA	MANSEHRA	KP/14/17/060	M	96	02-09-17	7+	15-10-17	16-10-17	EV	Y	N	UK		135
75	NOWSHERA	NOWSHERA	KP/32/17/062	M	78	18-09-17	7+	DIED BEFORE STOOL			Y	Y	UK	DIED	119
76	NOWSHERA	NOWSHERA	KP/32/17/075	F	48	20-09-17	7+	16-11-17		NVI	N	Y	N		117
77	PESHAWAR	PESHAWAR	KP/30/17/179	M	22	10-09-17	7+	27-09-17	28-09-17	NVI	N	Y	Y	Y	127
78	PESHAWAR	PESHAWAR	KP/30/17/214	M	82	16-10-17	7+	05-11-17	06-11-17	EV	Y	Y	Y	Y	91
79	PESHAWAR	PESHAWAR	KP/30/17/228	F	18	25-09-17	7+	18-11-17	19-11-17	NVI	Y	Y	Y	Y	112
80	PESHAWAR	PESHAWAR	KP/30/17/247	F	7	09-07-17	4	LATE NOTIFIED			N	N	UK		190
81	SHANGLA	PURAN	KP/26/17/044	M	41	15-09-17	7+	02-10-17	03-10-17	EV	N	Y	Y	Y	122
82	BOLAN	DHADAR	BN/42/17/008	M	168	01-09-17	0	LATE NOTIFIED			Y	Y	Y	Y	136
83	CHAGHAI	DALBANDIN	BN/13/17/007	F	14	31-08-17	7+	06-10-17	08-10-17	NVI	Y	Y	Y	Y	137
84	DBGUTI	SUI	BN/35/17/012	F	12	28-09-17	1	02-11-17	04-11-17	VACC	Y	Y	Y	Y	109

* Afp.rec Data as of 15-01-2018

€ Based on recall of parents

60 days Follow-up not done

FUP = Residual Weakness at 60 days follow up.

**Table 7.3: AFP CASES PENDING FOR CLASSIFICATION
WITH DATE OF ONSET MORE THAN 90 DAYS* 2017 (3/3)**

S. No	DISTRICT	TEHSIL	EPID	SEX	AGE	DONSET	DOSESE	DSTOOL1	DSTOOL2	LAB	FEVER	ASVM	PROG	FUP	PEND (DAYS)
85	JAFARABAD	SOHBAT PUR	BN/43/17/038	F	48	25-09-17	7+	03-11-17	04-11-17	NVI	Y	Y	Y	Y	112
86	KABDULAH	CHAMAN	BN/14/17/032	M	3	07-08-17	3	23-09-17	24-09-17	EV	Y	Y	N	Y	161
87	KABDULAH	CHAMAN	BN/14/17/037	F	48	02-10-17	7+	DIED BEFORE STOOL			Y	N	Y	DIED	105
88	KSAIFULAH	MUSMIL BAGH	BN/25/17/009	F	57	20-08-17	7+	22-09-17	23-09-17	EV	Y	Y	Y	Y	148
89	LORALAI	DUKI	BN/22/17/007	F	29	08-09-17	7+	23-09-17	24-09-17	VACC	Y	Y	Y	Y	129
90	LORALAI	LORALAI	BN/22/17/008	M	132	25-09-17	7+	DIED BEFORE STOOL			Y	Y	Y	DIED	112
91	PISHIN	KAREZAT	BN/12/17/028	F	5	24-09-17	6	16-10-17	17-10-17	NVI	Y	Y	Y		113
92	QUETTA	QUETTA CITY	BN/11/17/066	F	72	09-10-17	7+	02-11-17	03-11-17	VACC	Y	N	Y		98
93	BAGH	BAGH	AJ/50/17/008	M	1	26-05-17	3	DIED BEFORE STOOL			Y	N	Y	DIED	234
94	BAGH	DHIR KOT	AJ/50/17/017	M	72	18-08-17	7+				Y	N	Y	DIED	150
95	BAGH	BAGH	AJ/50/17/024	M	32	15-09-17	7+	08-11-17	11-11-17	NVI	Y	Y	Y		122
96	HATTIAN	HATTIAN	AJ/90/17/001	F	156	05-03-17	3	30-03-17	31-03-17	NVI	Y	N	Y	Y	316
97	HATTIAN	HATTIAN	AJ/90/17/005	M	174	15-06-17	7+	21-07-17	22-07-17	NVI	N	N	N	Y	214
98	HATTIAN	HATTIAN	AJ/90/17/008	F	30	18-09-17	7+	19-10-17	20-10-17	NVI	UK	Y	Y	Y	119
99	HAVELI	HAVELI	AJ/51/17/002	M	13	18-02-17	7+	24-05-17	25-05-17	EV	N	Y	Y	Y	331
100	HAVELI	HAVELI	AJ/51/17/006	M	60	07-08-17	7+	DIED BEFORE STOOL			Y	N	Y	DIED	161
101	KOTLI	KOTLI	AJ/30/17/002	F	156	01-01-17	7+	17-02-17			Y	Y	Y	Y	379
102	KOTLI	NAKIAL	AJ/30/17/016	M	136	08-09-17	7+	30-10-17			Y	Y	Y	Y	129
103	KOTLI	NAKIAL	AJ/30/17/017	F	140	10-10-17	7+	15-11-17			Y	N	Y	Y	97
104	MIRPUR	MIRPUR	AJ/20/17/002	F	42	20-01-17	7+	19-02-17		NVI	Y	N	N	Y	360
105	MIRPUR	MIRPUR	AJ/20/17/007	F	59	17-06-17	7+	DIED BEFORE STOOL			N	Y	Y	DIED	212
106	NEELUM	AUTHMUQAM	AJ/80/17/004	F	18	05-09-17	5	30-10-17	31-10-17	NVI	N	N	Y	Y	132
107	POONCH	HAJIRA	AJ/40/17/008	M	136	08-02-17	7+	14-03-17	15-03-17	NVI	N	N	Y	Y	341
108	POONCH	HAJIRA	AJ/40/17/013	F	24	19-03-17	7+	28-04-17	29-04-17	NVI	Y	Y	Y	DIED	302
109	SUDNUTI	PALLANDARI	AJ/70/17/003	F	24	14-07-17	7+	06-08-17	07-08-17	NVI	Y	N	Y	Y	185
110	SKARDU	SKARDU	GB/21/17/003	M	72	04-01-17	7+	17-05-17	18-05-17	NVI	UK	Y	N		376
111	ICT	ICT	IB/02/17/024	M	33	30-04-17	7+	23-05-17	25-05-17	NVI	UK	UK	Y	Y	260
112	NAGAR	NAGAR2	GB/73/17/002	M	40	15-09-17	7+	06-10-17	07-10-17	EV	N	Y	Y	Y	122
113	WAZIR-N	MIRAN SHAH	FT/64/17/035	F	15	20-09-17	7+	06-10-17	07-10-17	EV	Y	Y	Y	Y	117

* Afp.rec Data as of 15-01-2018

€ Based on recall of parents

60 days Follow-up not done

FUP = Residual Weakness at 60 days follow up.