



**World Health
Organization**

Weekly AFP Surveillance Update Pakistan

Week 01 (*Ended on 05th Jan, 2019*)

National Surveillance Cell

World Health Organization Country Office,
Chak Shahzad, Park Road,
Islamabad, Pakistan

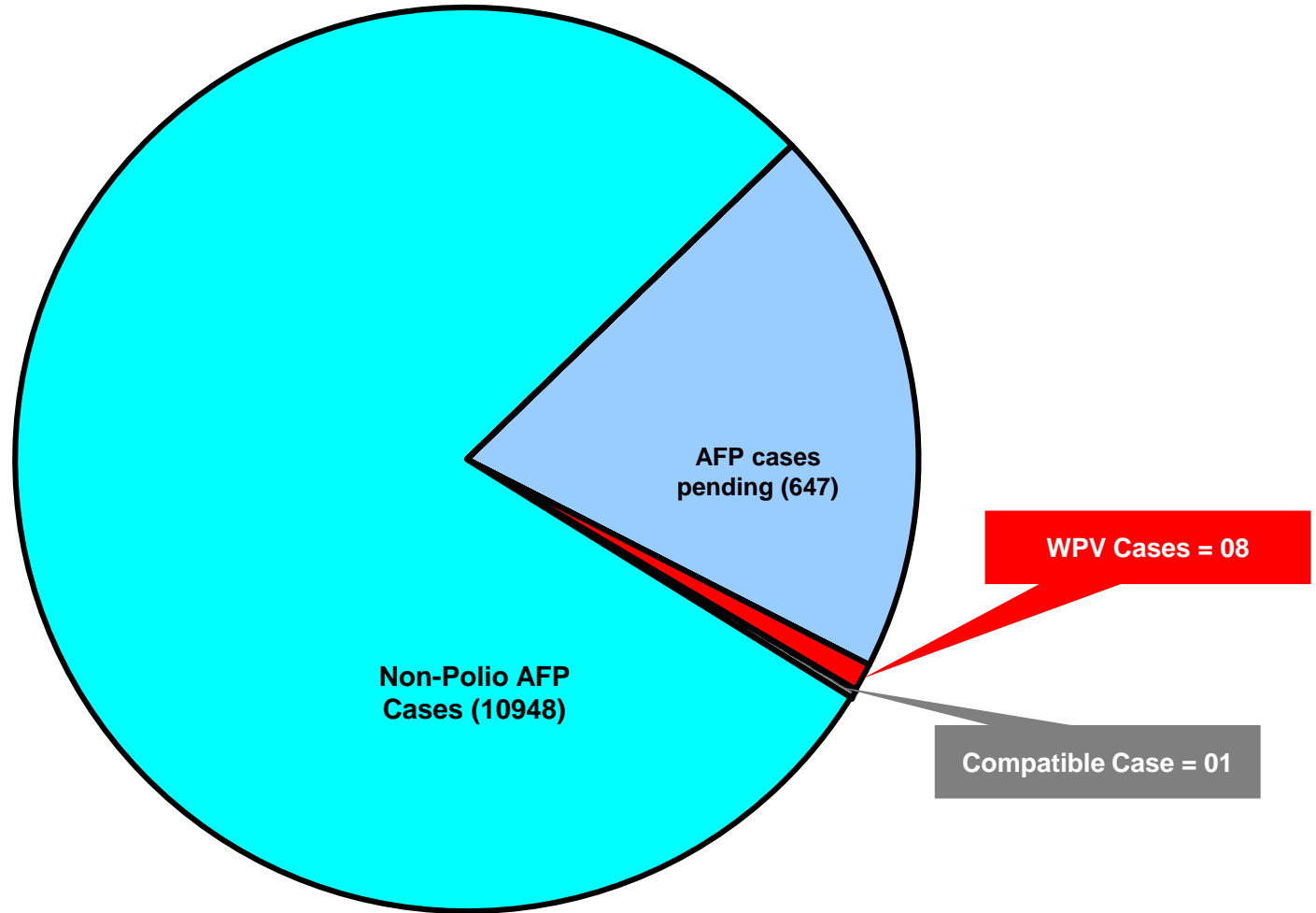
Tel: +92-51 9255123 / 9255282 /9255184

AFP Surveillance



<http://www.emro.who.int/pak/information-resources>

AFP Case Profile, 2018*



Total AFP Cases Reported = 11604

^ 293 Inadequate cases not due for FUP

^354 AFP Cases pending in Lab

^132 AFP Cases pending for classification by ERC

Table 1.1: List of Confirmed Polio Cases, Pakistan 2018*

S.NO.	PROVINCE/ REGION	DISTRICT	TEHSIL	EPID NO.	SEX	AGE (m)	DATE ONSET OF PARALYSIS	NO. OPV DOSES (based on parents recall)		FEVER	Asymmetric Paralysis	Rapid Progression	REFUSAL	WPV TYPE	GENETICS
								Routine	SIA's						Cluster
01	BALUCHISTAN	DUKI	DUKI	BN/65/18/003	M	38	08-Mar-18	0	7+	Y	Y	Y	N	NSL1	R4B5C4
02	BALUCHISTAN	DUKI	DUKI	BN/65/18/005	F	18	15-Apr-18	0	7	Y	Y	Y	N	NSL1	R4B5C4D
03	BALUCHISTAN	DUKI	DUKI	BN/65/18/007	M	18	18-May-18	0	3	Y	Y	Y	N	NSL1	R4B5C4D
04	KPAKHTUNKHW	CHARASADA	CHARASADA	KP/31/18/100	M	19	1-Aug-18	3	7+	Y	Y	Y	N	NSL1	R4B5C5B2
05	SINDH	KHIGADAP	GADAP	SD/63/18/041	F	42	22-Sep-18	3	7+	Y	Y	Y	N	NSL1	R4B5C4D
06	KPTD	KHYBER	LANDI KOTAL	TD/34/18/104	F	55	25-Sep-18	0	7	N	Y	Y	N	NSL1	R4B5C5B2
07	KPTD	BAJOUR	WARA MAMOUND	TD/33/18/085	M	84	24-Sep-18	3	7+	Y	N	Y	N	NSL1	R4B5C4D
08	KPTD	BAJOUR	LEO MAMOUND	TD/33/18/094	F	66	07-Oct-18	3	7+	Y	Y	Y	N	NSL1	R4B5C4D

* Afp.rec Data as of 07-01-2019

Table 3: Urgent/ITD Pending Cases

S. #	Basic information									OPV/IPV doses				Urgent		Prov Diagnosis	Lab update			Remarks	
	District	Tier	Tehsil	Union council	Epid number	Date of Onset	Age (M)	Sex	Date of 1st stool	Stool Adeq	RI	SIA1	Last 6 SIA1s	Last dose	IPV		Field	NSC	Lab No.		Days Incub
Isolates pending for ITSD																					
1	CHARSADA	2	TANGI	TANGI	KP/31/18/176	13-Dec-18	28	F	22-Dec-18	Y	3	7+	6	10-Dec-18	N	N	N	UNNOTICED TRAUMA	15866	7	L20B+
2	LAKKIM RWT	2	SERAI NAURANG	MARMAHDI	KP/62/18/129	16-Dec-18	16	F	20-Dec-18	Y	0	7+	6	10-Dec-18	N	N	N	UNNOTICED TRAUMA	15853	6	L20B+
3	NOWSHERA	2	NOWSHERA	AKBARPURA	KP/32/18/140	01-Dec-18	26	M	20-Dec-18	N	3	7+	6	12-Nov-18	Y	N	N	INJECTION NEURITIS	15704	11	L20B+
4	DIRLOWER	4	KHAL	TORMANG	KP/23/18/114	19-Dec-18	23	M	22-Dec-18	Y	0	7+	6	10-Dec-18	N	N	N	UNNOTICED TRAUMA	15852	7	L20B+
5	BAJOUR *	2	SALARZAI	TALI	TD/33/18/148	25-Dec-18	30	M	27-Dec-18	Y	0	0	0		N	N	N	POLIO MYELITIS	16091	6	L20B+
6	MUZFARGARH *	2	JATOI	BAKAINI	PB/83/18/279	11-Dec-18	25	M	22-Dec-18	Y	3	7+	6	14-Nov-18	Y	N	N	ARTHRALGIA	15918	10	L20B+
7	RAWALPINDI	3	RWP CITY	U.C NO. 34	PB/11/18/269	15-Dec-18	84	F	18-Dec-18	Y	3	7+	0		N	N	N	ACUTE CEREBELLAR ATAXIA	15624	11	L20B+
8	RAWALPINDI *	3	TAXILA	USMAN	PB/11/18/279	19-Dec-18	25	M	26-Dec-18	Y	3	7+	6	10-Dec-18	N	N	N	MONOPARESIS	15946	10	L20B+
9	CHAKWAL	4	TALAGANG	TEHI	PB/13/18/093	13-Dec-18	89	F	21-Dec-18	Y	3	7+	0		N	N	N	BELLS Palsy	15848	7	L20B+
10	FAISALABAD *	4	SAMUNDRI	UC 105	PB/51/18/269	19-Dec-18	48	M	24-Dec-18	Y	3	7+	6	11-Dec-18	N	N	N	HYPOLALEMIC PARALYSIS	15910	10	L20B+
11	GUJRANWALA *	4	N.VIRKAN TOWN	MATTO BHAI KE	PB/21/18/282	23-Dec-18	48	M	24-Dec-18	Y	3	7+	6	10-Dec-18	N	N	N	MYOSITIS	15839	10	L20B+
12	RYKHAN	4	SADIOQABAD	RANJHY KHAN	PB/72/18/278	11-Dec-18	38	M	15-Dec-18	Y	3	7+	6	13-Nov-18	N	N	N	MYOSITIS	15590	11	L20B+
13	GHOTKI *	2	UBAURO	KHAM BHRA	SD/42/18/093-C3		15	M	25-Dec-18	-	-	-	12-Dec-18	N	N	-	-		16014	9	L20B+
14	HYDERABAD	3	HYDERABAD CITY	HYDERABAD-16	SD/21/18/088-C3		48	M	17-Dec-18	-	-	-	25-Nov-18	N	N	-	-		15621	11	L20B+
15	SHIKARPUR	4	KHANPUR	ZARKHAIL	SD/52/18/092	12-Dec-18	48	M	18-Dec-18	Y	2	7+	6	12-Nov-18	N	N	N	TRAUMATIC NEURITIS	15752	9	L20B+
Reported urgent (by field / NSC criteria)																					
16	VEHARI	4	MAILSI	UC 29	PB/63/18/098	14-Dec-18	5	M	20-Dec-18	Y	2	2	2	11-Dec-18	N	N	Y	MENINGITIS	15749	13	UP
17	GHOTKI *	2	UBAURO	KHAM BHRA	SD/42/18/093	18-Nov-18	40	M	17-Dec-18	N	0	7+	6		N	N	N	PCMIII	15678	17	UP

* New addition § New results #Data not available † NSC Criteria = Fever, Rapid Progress, Age < 48 months and OPV Doses < 7
 Urgent (Field/NSC) / inadequate specimens / Age 12-35 months / Zero OPV dose ‡ Pending for genomic sequencing

Table 3: Urgent/ITD Pending Cases

S. #	Basic information									OPV/IPV doses					Urgent		Prov Diagnosis	Lab update			Remarks
	District	Tier	Tehsil	Union council	Epid number	Date of Onset	Age (M)	Sex	Date of 1st stool	Stool Adeq	RI	SAs	Last 6 SAs	Last dose	IPV	Field		NSC	Lab No.	Days Inoc	
18	HYDERABAD	3	HYDERABAD CITY	HYDERABAD-16	SD/21/18/088	29-Nov-18	60	M	13-Dec-18	N	3	7+	5	25-Nov-18	N	N	N	15247	23	UP	Index Case of C-3

* New addition

§ New results

#Data not available

≠ NSC Criteria = Fever, Rapid Progress, Age < 48 months and OPV Doses <7

UP = Under process

Urgent (Field/NSC) / Inadequate specimens / Age 12-35 months / Zero OPV dose

⌋ Pending for genomic sequencing

Point in time comparison of Polio Cases by Province/Region 2017 - 2018*

Region/ Province	No. of polio cases		No. of infected districts/towns		Most recent polio case
	2017	2018	2017	2018	
Balochistan	3	3	2	1	18-May-18
Sindh	2	1	2	1	22-Sept-18
Khyber Pakhtunkhwa	1	1	1	1	1-Aug-18
KP-TD	0	3	0	2	7-Oct-18
G-Baltistan	1	0	1	0	13-Feb-17
Punjab	1	0	1	0	28-Jan-17
Pakistan	8	8	7	5	7-Oct-18

Twenty five additional districts / towns declared infected based on environmental samples in 2018

* Afp.rec Data as of 07-01-2019

Table 2: LAB Update 2018*

Month of onset	Cases	Cases under process			Negative cases	NPEV positive	NPEV %	Within 14 days	Positive cases		
		Culture	ITD	SEQ					Wild	Vaccine	VDPV
January	1009	0	0	0	842	91	9%	99%	0	76	0
February	893	0	0	0	714	105	12%	100%	0	74	0
March	969	0	0	0	768	172	18%	95%	1	28	0
April	984	0	0	0	735	217	22%	30%	1	31	0
May	993	0	0	0	721	241	24%	97%	1	30	0
June	782	0	0	0	583	181	23%	100%	0	18	0
July	927	0	0	0	586	314	34%	99%	0	27	0
August	978	0	0	0	617	322	33%	99%	1	38	0
September	1020	0	0	0	668	287	28%	100%	3	62	0
October	1032	1	0	0	781	229	22%	99%	1	20	0
November	1121	19	2	0	864	162	14%	100%	0	74	0
December	790	316	13	0	377	55	7%	93%	0	29	0
Pakistan	11498	336	15	0	8256	2376	21%	92%	8	507	0

* Data as of Jan 07, 2018

Comparison of Environmental Sampling Results, 2017-18*

DISTRICT	2017					2018					Last
	TOTAL	WILD			TOTAL	WILD					
	n	GRAB n	BMFS n	TOTAL n %		n	GRAB n	BMFS n	TOTAL n %		
LAHORE	63	1		1	2%	58	11		11	19%	11-Dec-18
MULTAN	36	1		1	3%	34			0	0%	
DGKHAN	36			0	0%	25	1	1	2	8%	12-Sep-18
RAWALPINDI	26	6	2	8	31%	25	14	1	15	60%	14-Dec-18
FAISALABAD	23			0	0%	23			0	0%	
SARGODHA	12			0	0%	11			0	0%	
BAHAWALPUR	12			0	0%	11			0	0%	
RAJANPUR						11			0	0%	
CDA	12	5		5	42%	12	7		7	58%	10-Nov-18
KHIGIQBAL	26	5	1	6	23%	23	1		1	4%	13-Sep-18
KHIGADAP	36	21		21	58%	36	13	1	14	39%	11-Dec-18
KHIBALDIA	12	2		2	17%	12	2		2	17%	4-Sep-18
KHILANDHI	12	7		7	58%	11	3		3	27%	30-Jul-18
KHIKORANGI	12	1		1	8%	11	1		1	9%	14-Dec-18
KHISITE	12	5		5	42%	12	2		2	17%	3-Sep-18
KHISADDAR						11	1		1	9%	10-Sep-18
KHILIAQAT						11	2		2	18%	7-Nov-18
SUKKUR	32	1	1	2	6%	25	1	1	2	8%	9-Nov-18
HYDERABAD	12			0	0%	12	1		1	8%	9-Feb-18
JACOBABAD	15	3	1	4	27%	13	2	1	3	23%	12-Sep-18
SANGHAR	12			0	0%	1			0	0%	
DADU	12			0	0%	12			0	0%	
KAMBAR	12	1		1	8%	12	3		3	25%	9-Jul-18
PESHAWAR	27	6	2	8	30%	31	20	1	21	68%	11-Dec-18
DIKHAN	23			0	0%	22			0	0%	
BANNU	12			0	0%	12	2	1	3	25%	27-Nov-18
KOHAT	10			0	0%	12	5		5	42%	27-Sep-18
CHARSADA	12			0	0%	11			0	0%	
MARDAN	12			0	0%	11	2		2	18%	15-Nov-18
NOWSHERA	12			0	0%	11	2		2	18%	18-Oct-18
KABDULAH	24	13		13	54%	24	8		8	33%	15-Dec-18
QUETTA	49	11	1	12	24%	47	12		12	26%	12-Dec-18
PISHIN	12	5		5	42%	12	1		1	8%	2-Dec-18
KHUZDAR	12			0	0%	11			0	0%	
LORALAI	12	3		3	25%	10	2		2	20%	17-Aug-18
ZHOB	12	1		1	8%	11			0	0%	
WAZIR-S						8	1		1	13%	26-Nov-18
BAJOUR						8	5		5	63%	25-Oct-18
KURRAM						1			0	0%	
PAKISTAN	654	98	8	106	16%	654	125	7	132	20%	15-Dec-18

New Positive Samples

* Afp.rec Data as of 07-01-2019

WPV and cVDPV Cases by District in 2018

PROVINCE	DISTRICT	WPV Cases		cVDPV Cases	
		Onset of Last Case	Cases	Onset of Last Case	Cases
SINDH	KHIGADAP	22-Sep	1		
KPTD	KHYBER	25-Sep	1		
KPTD	BAJOUR	07-Oct	2		
KP	CHARSADA	1-Aug	1		
BALUCHISTAN	DUKKI	18-May	3		
PAKISTAN		07-Oct	8		

Map 2.1: Point in Time Comparison of Wild Polio virus, Compatible and cVDPV2 isolates

Infected districts/Towns/Agencies/Areas

On the basis of WPV isolation

- WPV cases = 07
- Sewage water = 15 (no WPV case)
- Total = 22

2017

Source

AFP Surveillance

- P1 = 08
- Compatible = 02
- cVDPV Cases = -
- cVDPV Env = -

Sewage water

- Grab = 98
- BMFS = 08

Infected districts/Towns/Agencies/Areas

On the basis of WPV isolation

- WPV cases = 05
- Sewage water = 25 (no WPV case)
- Total = 30

2018

Source

AFP Surveillance

- P1 = 08
- Compatible = 01
- cVDPV Cases = -
- cVDPV Env = -

Sewage water

- Grab = 125
- BMFS = 07

Disputed Territory

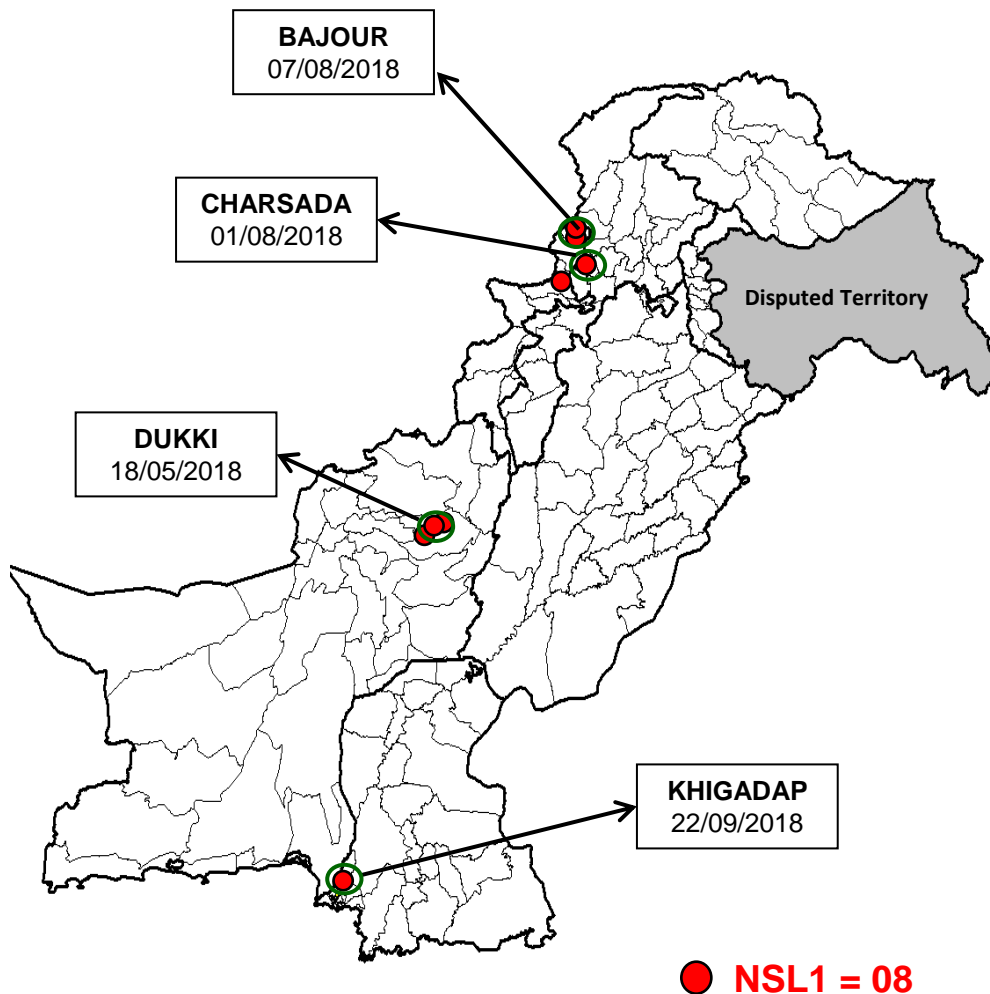
Disputed Territory

— Provincial Boundary
— Districts Boundary

Cases randomly placed in districts

Map1: Distribution of Wild Polio Cases Pakistan 2017-2018*

Districts/Towns with Wild Polio Cases = 05



Province/ Country	Date of Last Case		Number of cases 2017		Number of cases 2018	
	P1	P3	P1	P3	P1	P3
KP-TD	Oct, 2018	Apr, 2012	-	-	03	-
KHYBER-PAKHTUNKHWA	Aug, 2018	Oct, 2010	01	-	01	-
SINDH	Sep, 2018	Jan, 2010	02	-	01	-
BALUCHISTAN	May, 2018	Apr, 2010	03	-	03	-
PUNJAB	Jan, 2017	Jun, 2010	01	-	-	-
AJK	Jun, 2000	Jun, 2000	-	-	-	-
GILGIT-BALTISTAN	Feb, 2017	-	01	-	-	-
ISLAMABAD	Sep, 2008	Sep, 2008	-	-	-	-
PAKISTAN	Oct, 2018	Apr, 2012	08	-	08	-

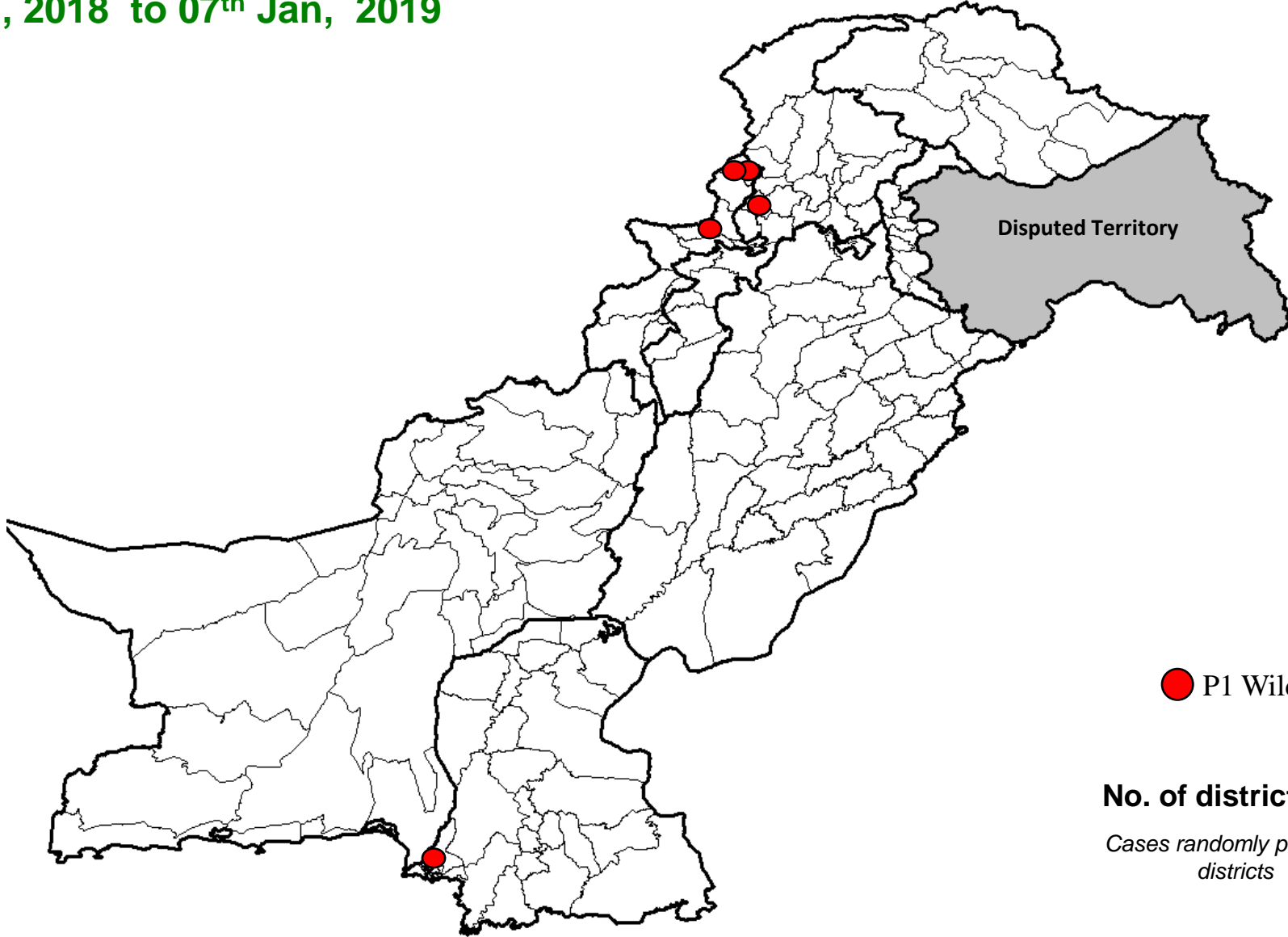
- District with last polio case in province
- Provincial Boundary
- Districts Boundary

Cases randomly placed in districts

* Afp.rec Data as of 07-01-2019

Map 3: Wild Polio cases in the last 6 months

8th Jul, 2018 to 07th Jan, 2019 *



● P1 Wild = 05

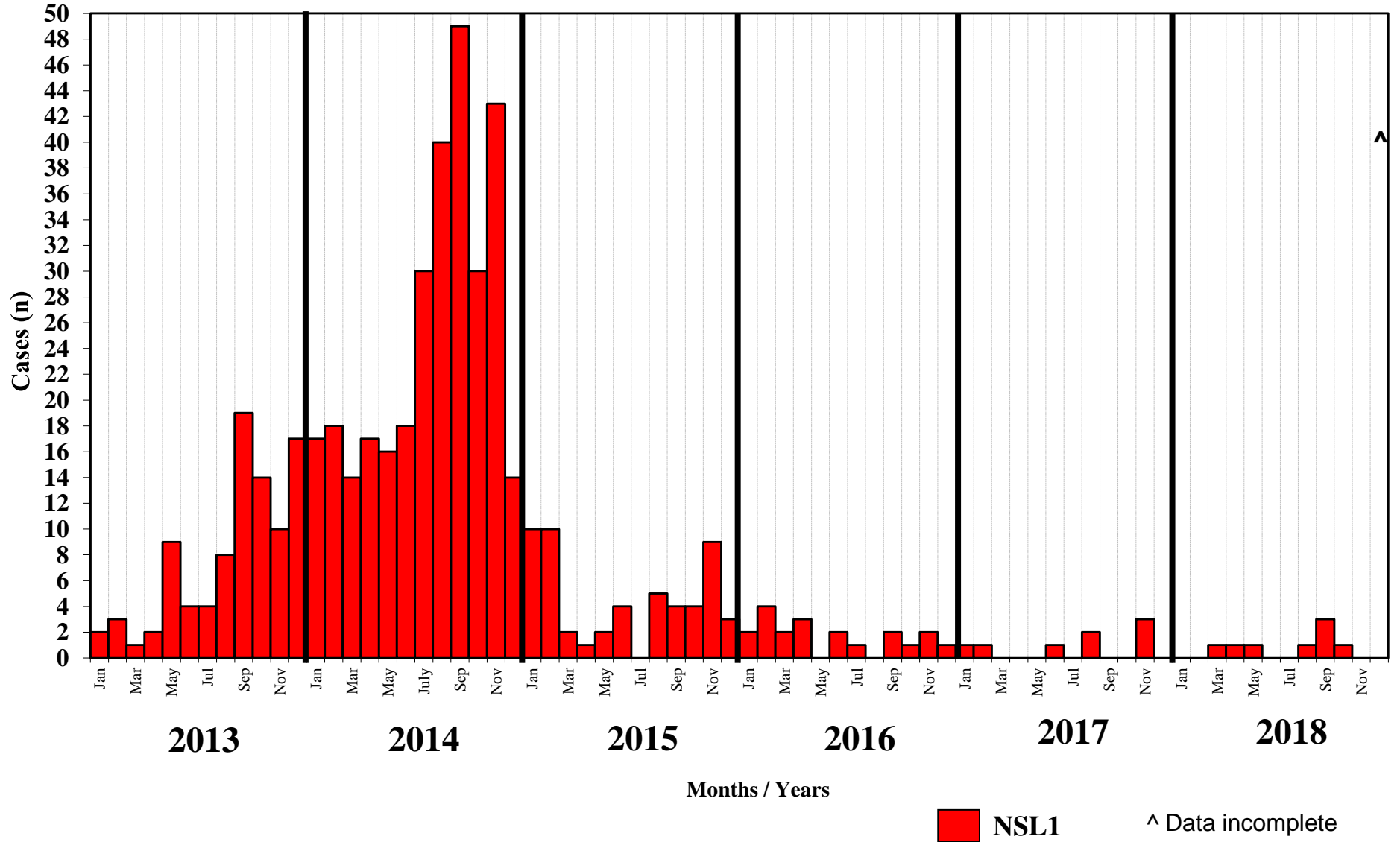
No. of districts = 04

Cases randomly placed in districts

— Provincial Boundary
— Districts Boundary

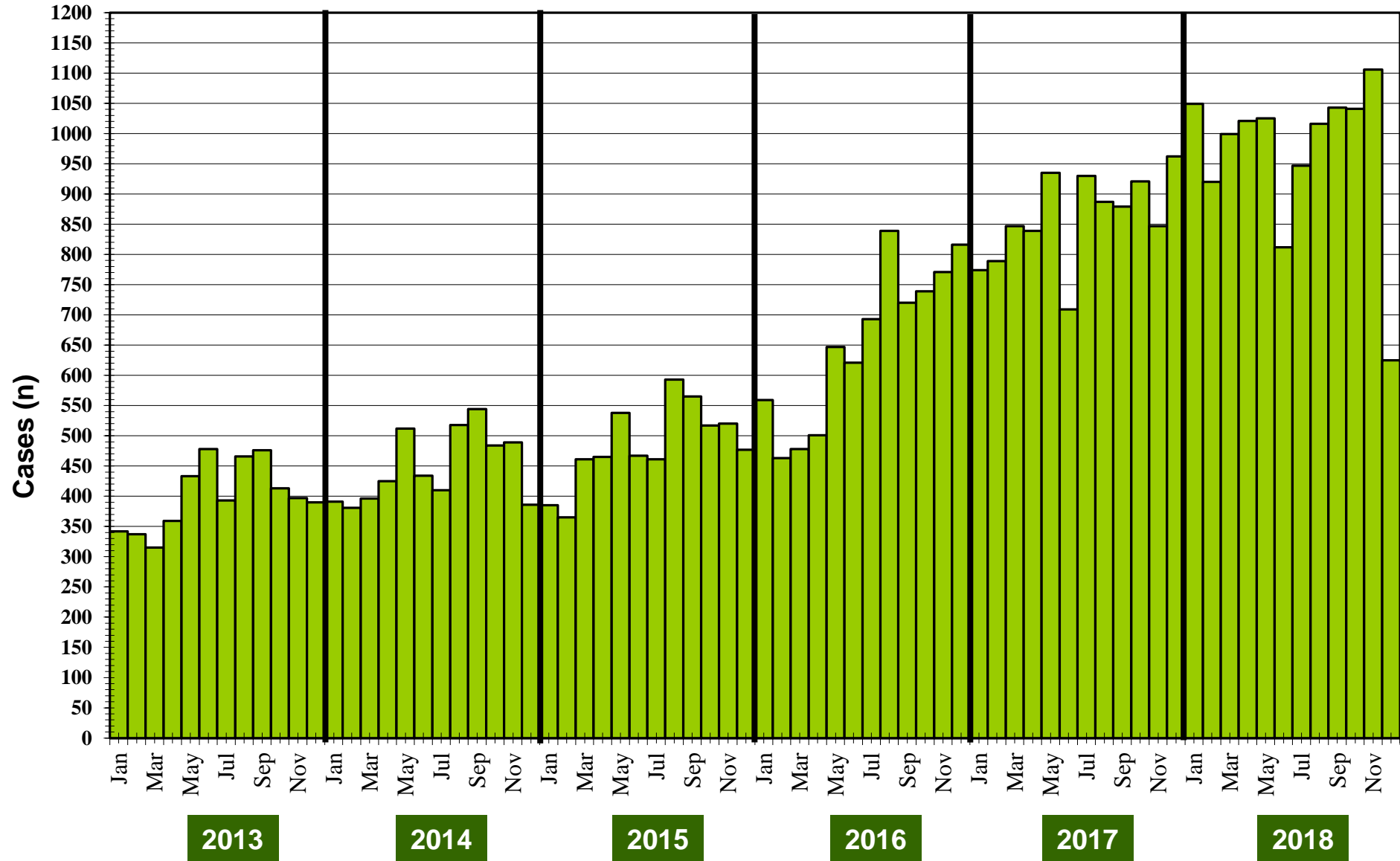
* Afp.rec Data as of 07-01-2019

Confirmed Polio Cases 2013-2018*



* Afp.rec Data as of 07-01-2019

Graph 1: Distribution of AFP Cases by Month, Pakistan 2013-2018*



* Afp.rec Data as of 07-01-2019

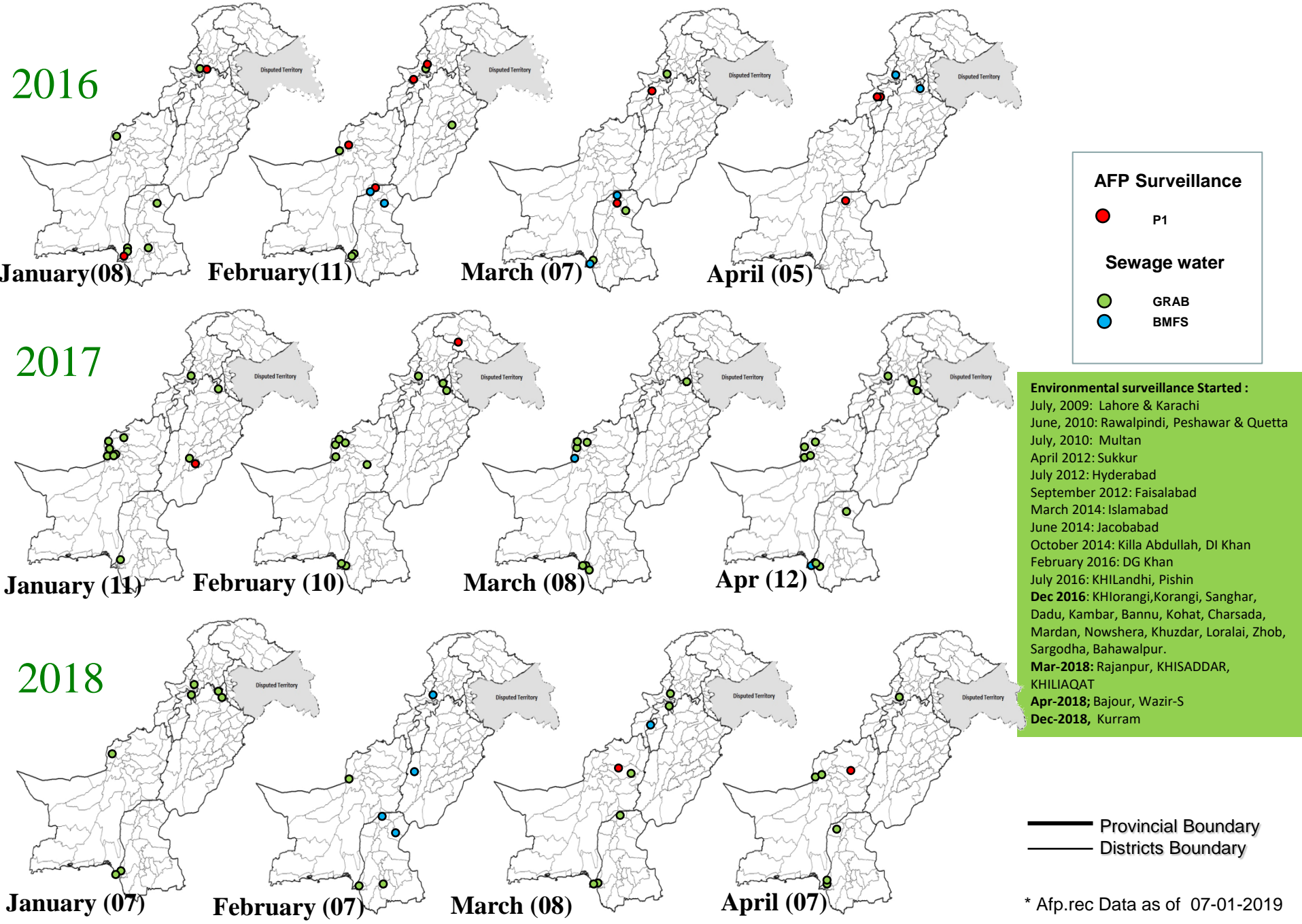
Table 4: Distribution of AFP Cases By Week of Onset ^ Pakistan- 2018* [Week number / Ending on]

PROVINCE	W 38 22 Sep 2018	W 39 29 Sep 2018	W 40 06 Oct 2018	W 41 13 Oct 2018	W 42 20 Oct 2018	W 43 27 Oct 2018	W 44 03 Nov 2018	W 45 10 Nov 2018	W 46 17 Nov 2018	W 47 24 Nov 2018	W 48 01 Dec 2018	W 49 08 Dec 2018	W 50 15 Dec 2018	W 51 22 Dec 2018	W 52 29 Dec 2018
PUNJAB	103	97	89	113	93	113	105	119	116	105	120	101	85	15	0
SINDH	61	56	32	52	54	43	45	49	41	52	55	58	53	8	0
KPAKHTUNKHWA	67	52	51	58	56	47	55	77	56	53	58	66	53	16	0
KPTD	11	15	8	28	13	10	22	14	14	13	9	15	7	3	0
BALUCHISTAN	15	13	15	10	14	8	8	14	12	10	9	25	10	0	0
AJK	7	3	4	5	6	5	7	5	5	2	7	4	3	4	0
GBALTISTAN	1	0	2	1	1	1	2	2	0	3	3	2	2	0	0
ISLAMABAD	5	3	4	6	2	8	1	3	2	5	4	2	5	1	0
PAKISTAN	270	239	205	273	239	235	245	283	246	243	265	273	218	47	0

* Afp.rec & Afplab.rec: Data as of 07-01-2019

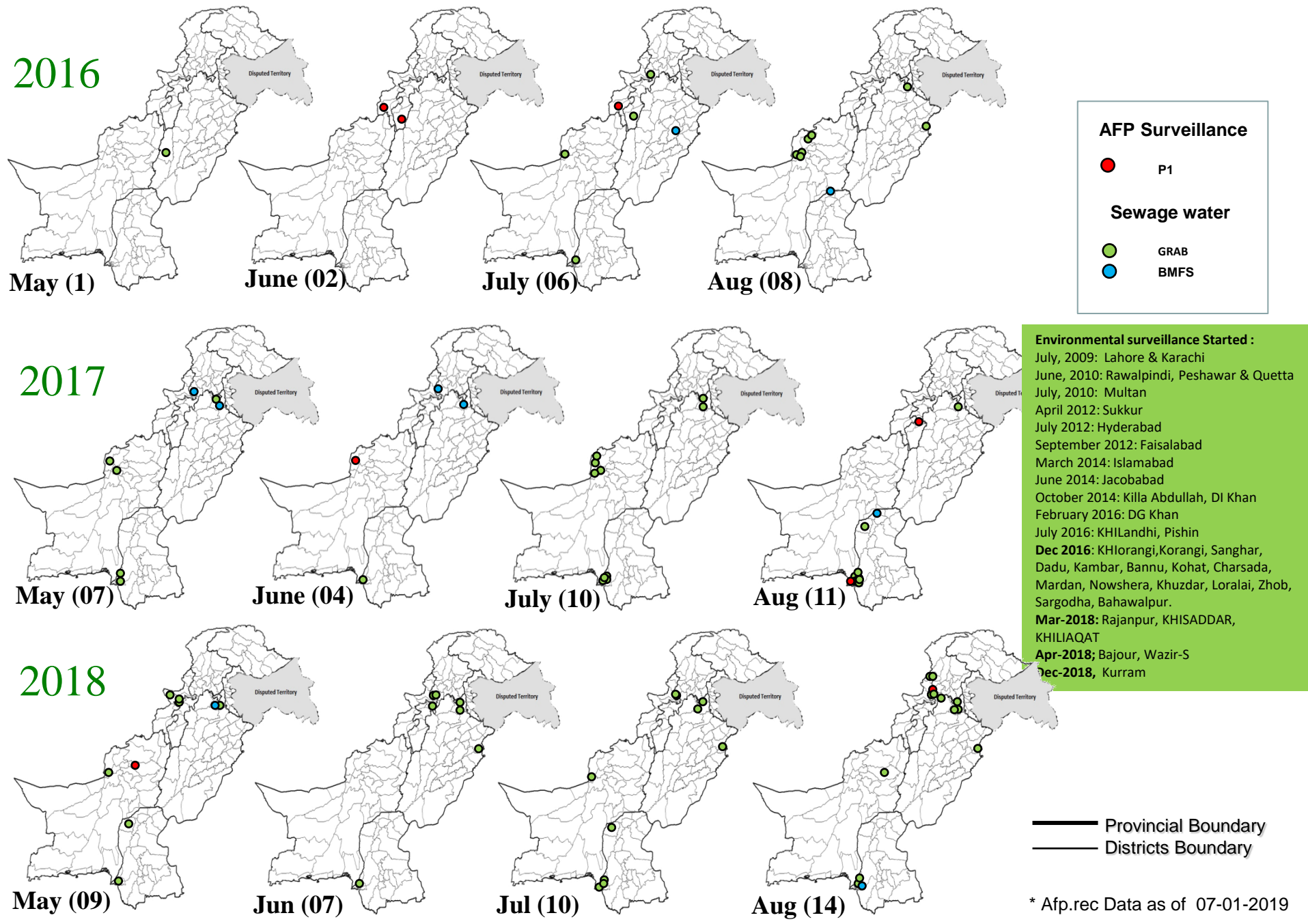
^ MMWR Epidemiological Weeks

Map 4: Monthly Comparison of Polio Cases/Isolates 2016-2018*

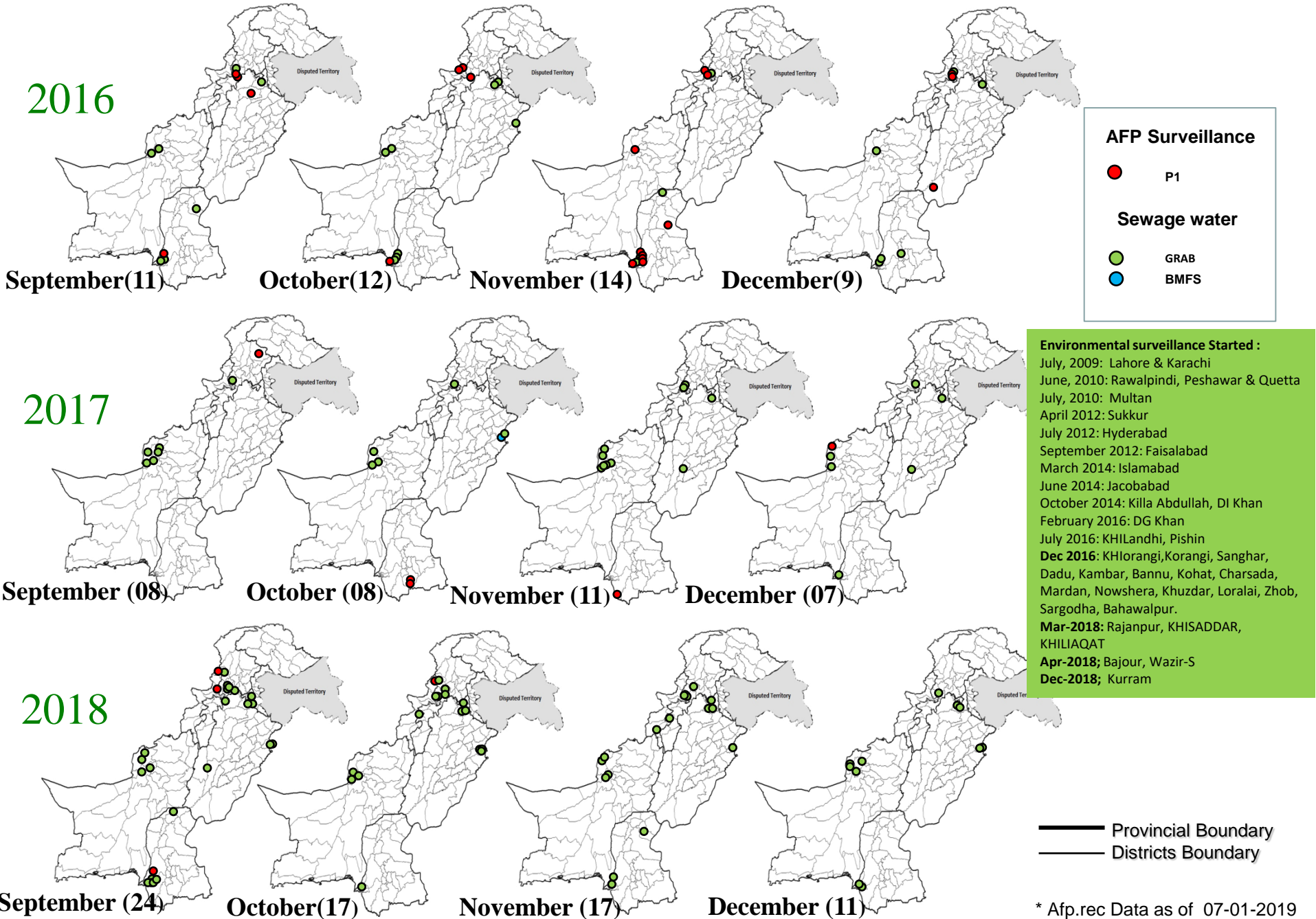


* Afp.rec Data as of 07-01-2019

Map 4.1: Monthly Comparison of Polio Cases/Isolates 2016-2018*



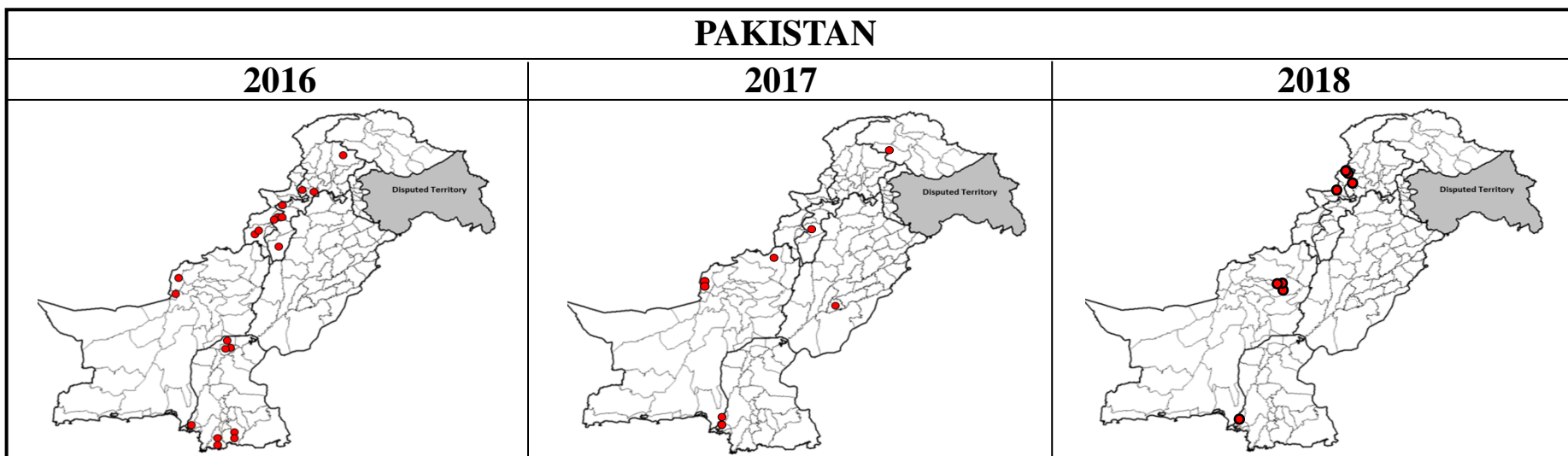
Map 4.2: Monthly Comparison of Polio Cases/Isolates 2016-2018*



* Afp.rec Data as of 07-01-2019

Table 5: Polio Eradication Update, Pakistan 2015-2018*

Province/Region	Polio 1			
	2015	2016	2017	2018
KP-TD	16	02	-	03
KP	17	08	01	01
SINDH	12	08	02	01
PUNJAB	02	-	01	-
BALUCHISTAN	07	02	03	03
AJK	-	-	-	-
Gilgit-Baltistan	-	-	01	-
ISLAMABAD	-	-	-	-
PAKISTAN	54	20	08	08

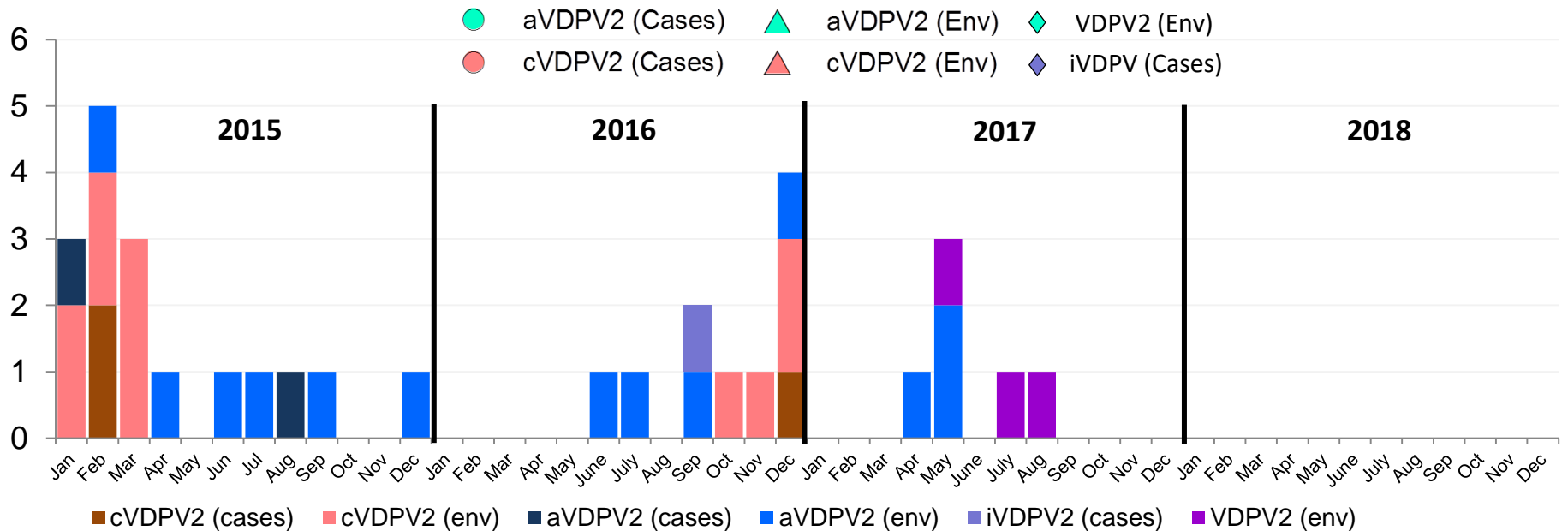
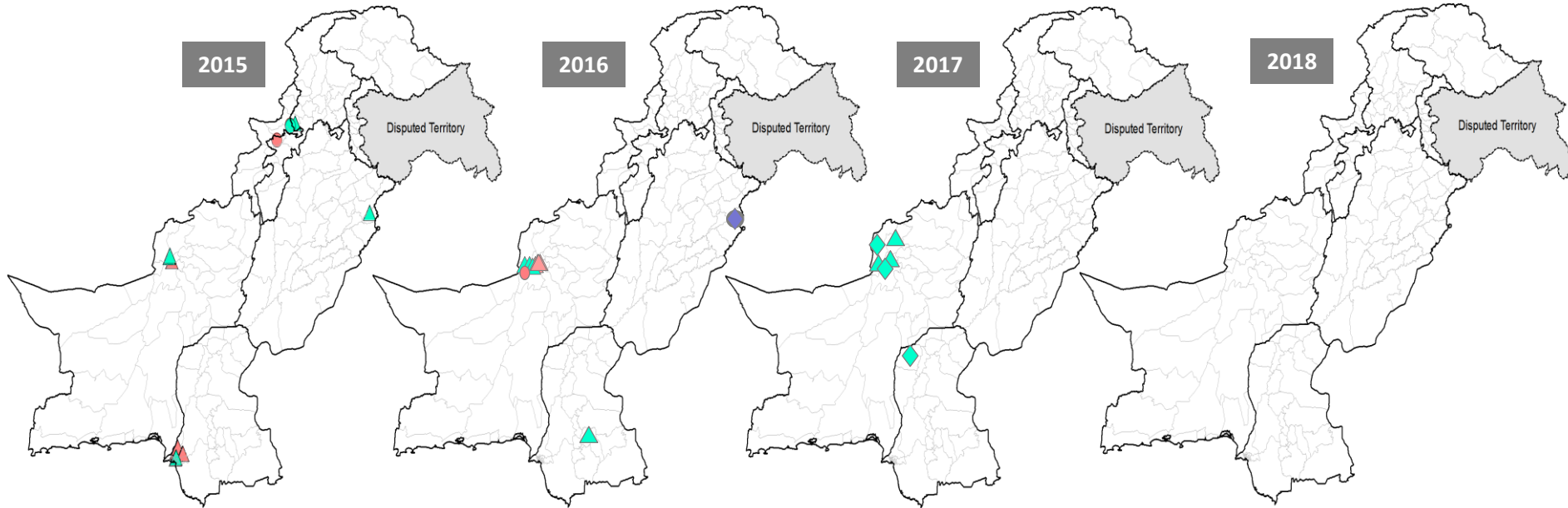


* Afp.rec Data as of 07-01-2019

VDPV2 isolates, 2014 to 2018*

DISTRICT	2014				2015				2016					2017					2018			
	aVDPV-2		cVDPV-2		aVDPV-2		cVDPV-2		aVDPV-2		iVDPV-2		cVDPV-2		VDPV2	aVDPV-2		cVDPV-2				
	Cases	Env	Cases	Env	Cases	Env	Cases	Env	Cases	Env	Cases	Env	Cases	Env	Env	Cases	Env	Cases	Env			
JAFARABAD																						
MASTUNG																						
PISHIN														1								
QUETTA					2		1			3			1	4		2			1			
KABDULAH																			1			
BALOCHISTAN					2		1			3			1	4		3			2			
KHYBER	1		2		1		1															
MOHMAND																						
WAZIR-N	2		7																			
WAZIR-S	1																					
KP-TD	4		17		1		1															
FR BANNU			8																			
BANNU			1																			
HANGU							1															
LAKKIMRWT			1																			
PESHAWAR			1				1															
KPAKHTUNKHWA			3		1		1															
LAHORE	1						1					1										
PUNJAB	1				1					1												
KAMBAR																			1			
KHIGADAP			2	1	7														6			
KHIGIQBAL			1					2														
KHIGULBERG							1															
HYDERABAD												1										
SINDH			3	1	7		1	2		6		1							1			
PAKISTAN	5	3	21	7	2	6	2	7		4	1		1	4		3			3			

VDPV isolates (Cases + ES), 2015 – 2018*



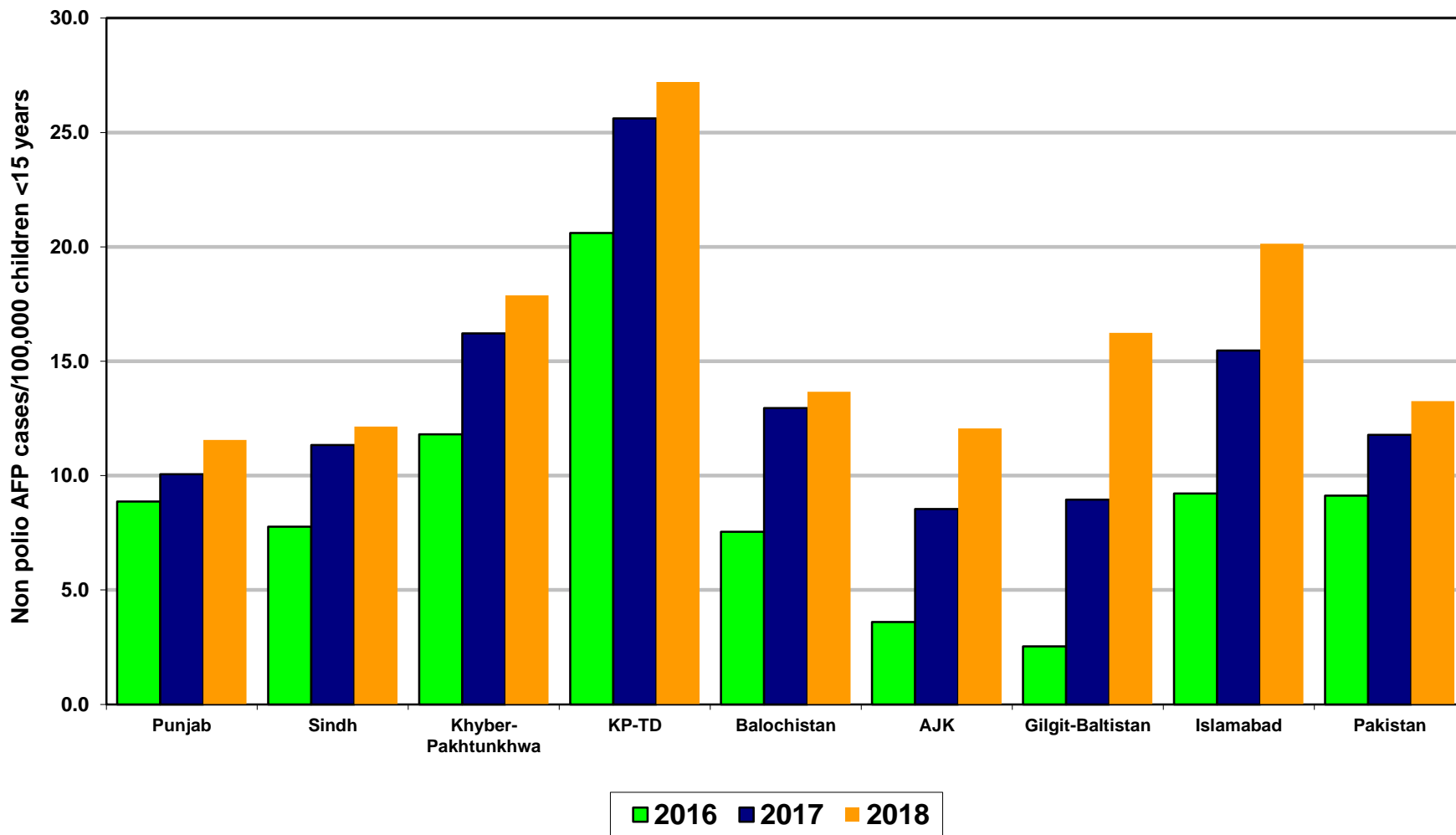
* Afp.rec Data as of 07-01-2019

Table 6: Vaccination status of non polio AFP cases age 6-59 months 2016-2018*

REGION	0 dose			1-2 doses			3 doses			4-6 doses			7+ doses		
	16	17	18	16	17	18	16	17	18	16	17	18	16	17	18
Central Punjab	0%	0%	0%	0%	0%	0%	1%	1%	1%	3%	3%	3%	97%	96%	97%
North Punjab	0%	0%	0%	0%	0%	0%	0%	1%	1%	2%	2%	3%	98%	97%	96%
South Punjab	0%	0%	0%	0%	0%	0%	0%	0%	0%	2%	2%	1%	98%	98%	98%
PUNJAB	0%	0%	0%	0%	0%	0%	0%	1%	1%	2%	2%	2%	97%	97%	97%
Karachi	0%	1%	0%	1%	1%	1%	1%	1%	2%	5%	7%	4%	93%	91%	93%
North Sindh	0%	0%	0%	0%	0%	0%	0%	0%	0%	5%	3%	2%	94%	97%	97%
South Sindh	0%	0%	0%	1%	0%	0%	1%	1%	1%	6%	4%	3%	92%	95%	96%
SINDH	0%	0%	0%	1%	0%	0%	1%	0%	1%	5%	4%	3%	93%	95%	96%
Central Khyber Pakhtunkhwa	0%	0%	0%	0%	1%	0%	0%	0%	0%	1%	1%	1%	98%	98%	98%
North Khyber Pakhtunkhwa	0%	0%	0%	1%	1%	1%	0%	1%	0%	3%	4%	2%	96%	94%	96%
South Khyber Pakhtunkhwa	1%	0%	3%	2%	2%	0%	1%	2%	0%	3%	5%	4%	94%	91%	93%
Khyber Pakhtunkhwa	0%	0%	1%	1%	1%	0%	0%	1%	0%	2%	3%	2%	96%	95%	97%
KP-TD	0%	0%	1%	2%	0%	0%	1%	1%	0%	9%	8%	3%	89%	91%	96%
Rest of Balochistan	7%	3%	1%	7%	9%	5%	2%	4%	2%	23%	13%	16%	62%	71%	76%
North Balochistan	0%	4%	0%	3%	6%	3%	3%	2%	0%	10%	10%	13%	83%	78%	84%
Quetta Block	1%	0%	3%	1%	1%	1%	4%	0%	0%	10%	7%	4%	83%	92%	93%
BALUCHISTAN	2%	2%	1%	3%	4%	3%	3%	3%	1%	13%	10%	10%	80%	82%	86%
PAKISTAN	0%	0%	0%	1%	1%	0%	1%	1%	1%	4%	4%	3%	95%	95%	96%

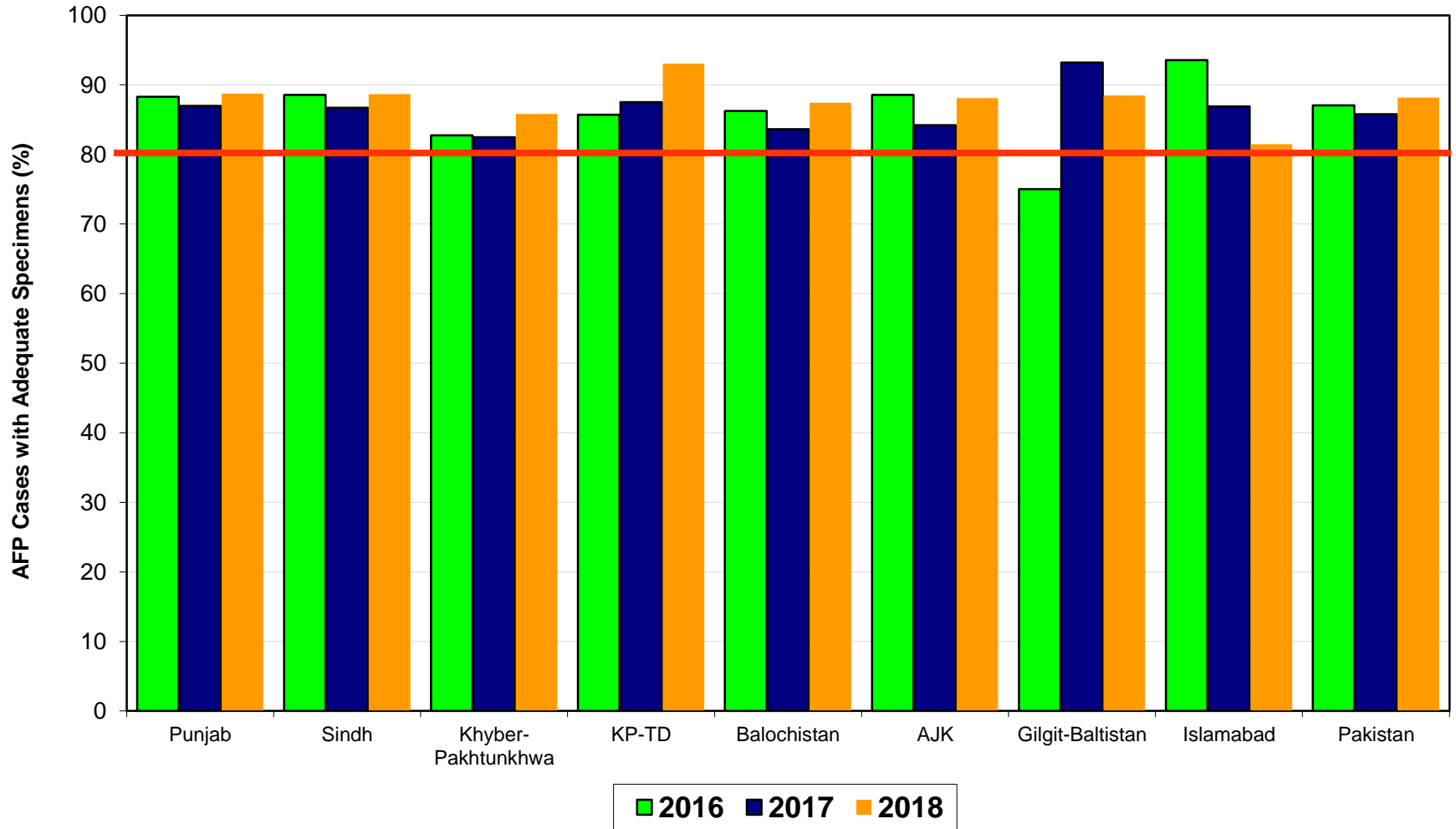
* Afp.rec Data as of 07-01-2019

Non Polio AFP Rate By Province/Regions, 2016-2018*



Minimum Target Non-Polio AFP Rate is 6/100000 < 15 years of the age

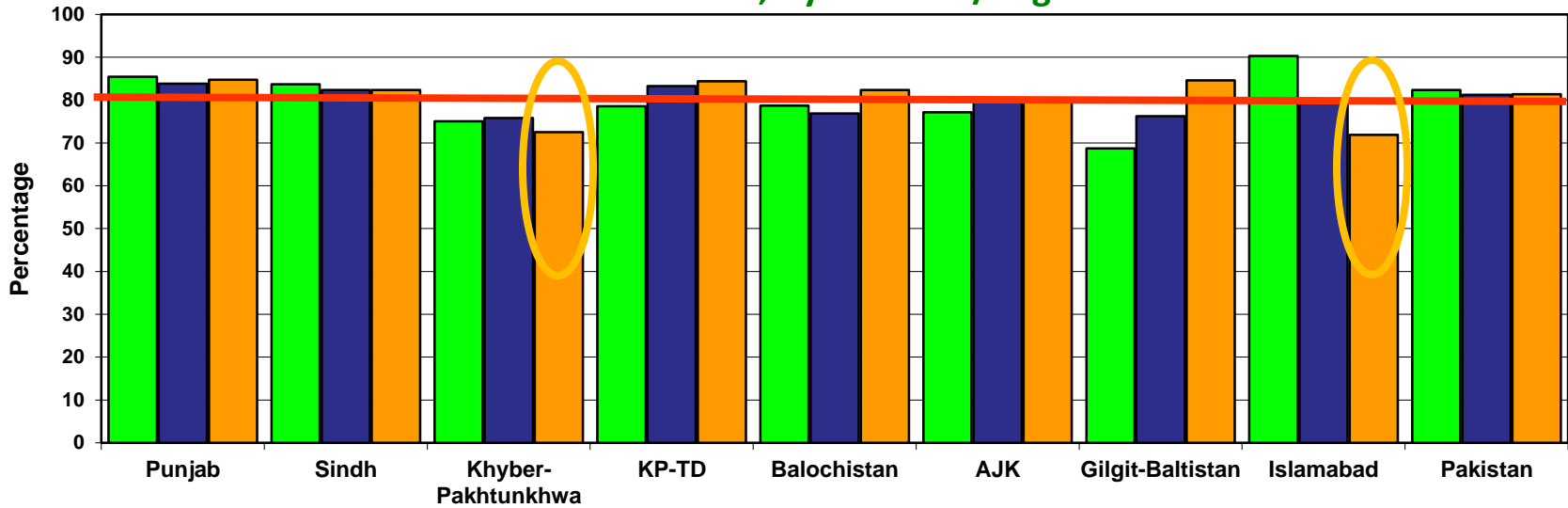
Percent AFP Cases with Adequate Specimens By Province/Regions, 2016-2018*



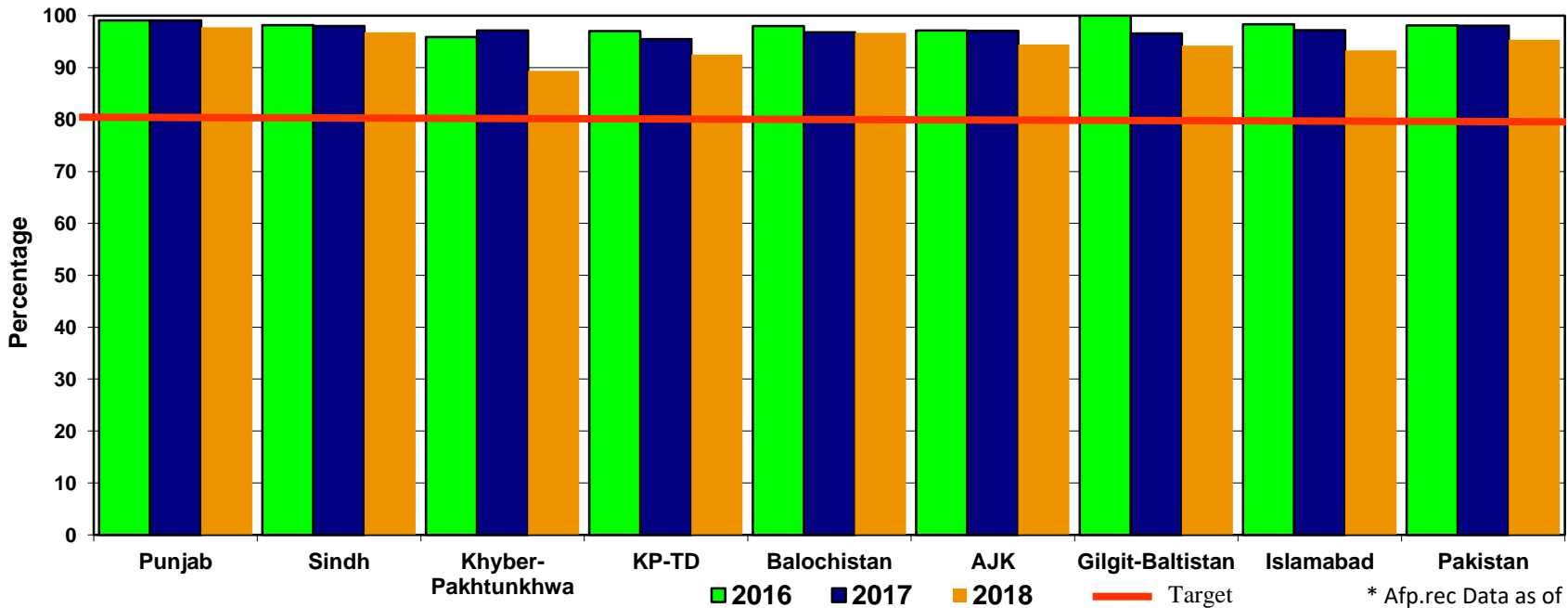
* Afp.rec Data as of 07-01-2019

— Target Adequate Sample cases = 80%

**Graph 5: Percent AFP Cases Notified within 07 days of paralysis onset
2016 - 2018*; By Province/Regions**

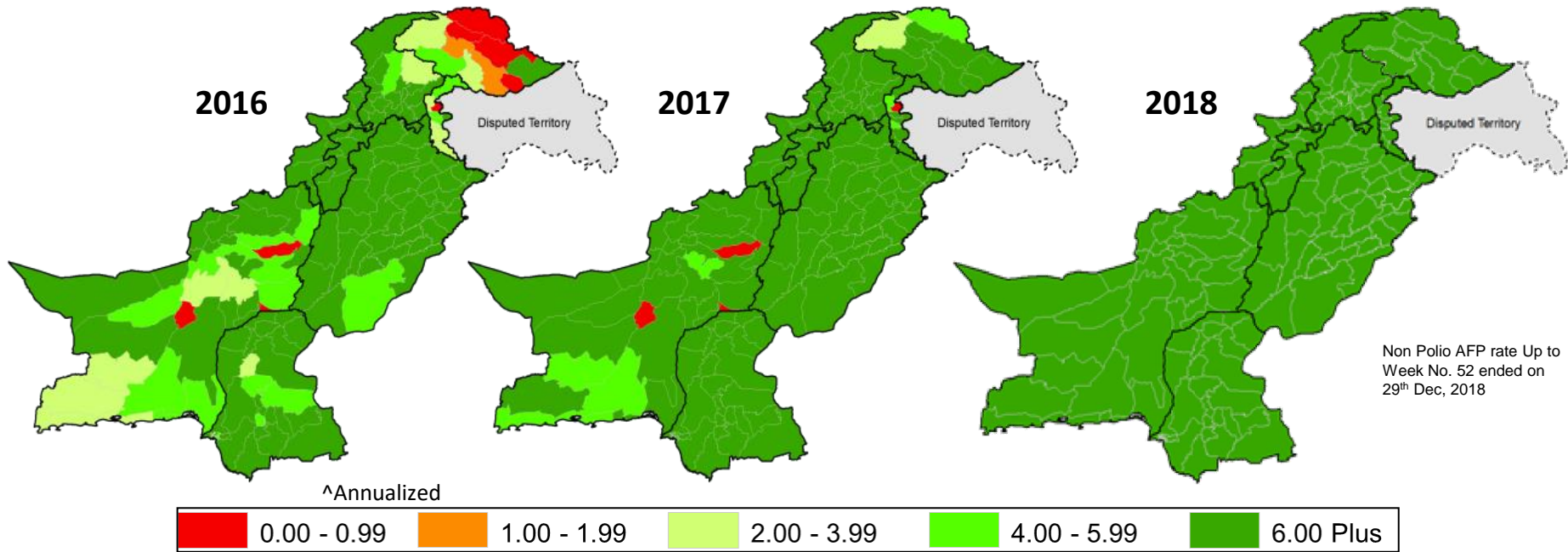


**Graph 6: Percent AFP Cases Investigated within 48 hours of notification
2016 ~ 2018*; By Province/Regions**

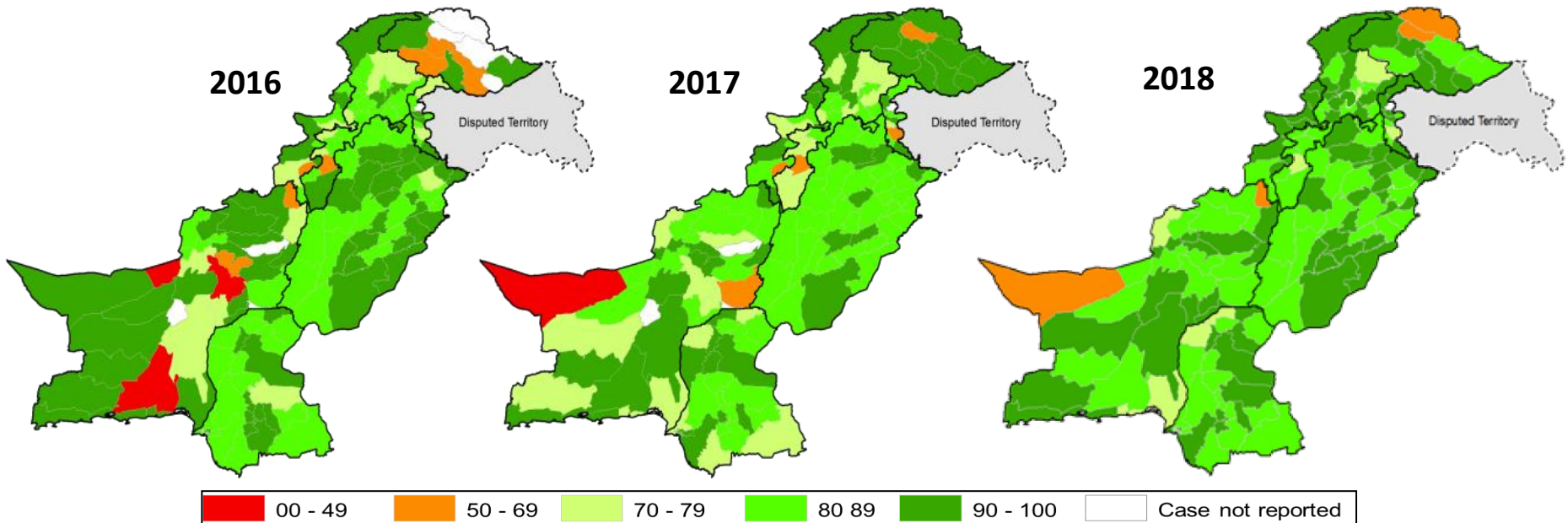


* Afp.rec Data as of 07-01-2019

Non-Polio ^ AFP Rate by District



Percent AFP Cases with Adequate Specimens, by District



**Table 7.4: AFP CASES PENDING FOR CLASSIFICATION
WITH DATE OF ONSET MORE THAN 90 DAYS* 2018 Page (1/4)**

S. No	DISTRICT	TEHSIL	EPID	SEX	AGE	DONSET	DOSE€	DSTOOL1	DSTOOL2	LAB	FEVER	ASVM	PROG	FUP	PEND (DAYS)
1	HARIPUR	HARIPUR	KP/12/18/800	F	84	17-07-18	7+	10-08-18	11-08-18	NVI	UK	UK	UK		170
2	LAKKIMRW	LAKKIMRW	KP/62/18/103	F	24	02-10-18	7+	22-10-18	23-10-18	NVI	UK	UK	UK		93
3	WAZIR-S	WAZIR-S	TD/65/18/800	M	3	05-09-18	7+	05-10-18	07-10-18	NVI	UK	UK	UK		120
4	CHINIOT	CHINIOT	PB/54/18/077	M	40	03-09-18	7+	LATE NOTIFIED			Y	Y	Y		122
5	FAISALABAD	JARANWALA	PB/51/18/235	M	8	29-09-18	6	12-11-18	14-11-18	EV	N	Y	Y		96
6	JHANG	SHORKOT	PB/53/18/069	M	18	31-08-18	7+	DIED BEFORE STOOL			Y	N	Y	DIED	125
7	JHANG	AP SAYAL	PB/53/18/091	F	84	25-09-18	7+				Y	N	Y	DIED	100
8	MUZFARGARH	MUZAFFARGARH	PB/83/18/241	M	30	01-08-18	7+	LATE NOTIFIED			Y	N	Y	Y	155
9	PAKPATTEN	ARIFWALA	PB/66/18/075	M	36	04-09-18	7+	14-10-18	18-10-18	NVI	Y	Y	Y	Y	121
10	SARGODHA	SILANWALI	PB/41/18/133	M	36	30-08-18	7+	LATE NOTIFIED			Y	Y	Y		126
11	SHEIKHUPURA	SHEIKHUPURA	PB/33/18/090	M	288	23-07-18	7+	17-08-18	18-08-18	NVI	Y	Y	Y	Y	164
12	SHEIKHUPURA	SHARAQPUR	PB/33/18/095	M	228	01-08-18	7+	29-08-18	31-08-18	NVI	Y	Y	Y	Y	155
13	TTSINGH	TT SINGH	PB/52/18/111	M	44	03-10-18	7+	LATE NOTIFIED			N	Y	Y		92
14	VEHARI	MAISI	PB/63/18/089	M	38	04-10-18	7+	24-10-18	25-10-18	NVI	Y	N	Y		91
15	BADIN	MATLI	SD/23/18/050	M	36	08-08-18	7+	20-08-18	29-08-18	EV	N	N	Y	Y	148
16	BADIN	GOLARCHI	SD/23/18/056	F	11	25-08-18	7+	DIED BEFORE STOOL			Y	N	Y	DIED	131
17	BADIN	MATLI	SD/23/18/065	M	36	27-09-18	7+				Y	Y	Y	DIED	98
18	DADU	MEHAR	SD/24/18/045	F	74	28-04-18	7+	14-08-18	15-08-18	EV	Y	Y	Y	Y	250
19	HYDERABAD	HYDERABAD RURAL	SD/21/18/064	M	24	20-07-18	7+	02-09-18	04-09-18	NVI	Y	Y	N	Y	167
20	JACOBABAD	GARHI KHAIRO	SD/53/18/048	M	12	11-06-18	7+	LATE NOTIFIED			Y	Y	Y	Y	206
21	JACOBABAD	GARHI KHAIRO	SD/53/18/050	F	84	17-07-18	7+	20-08-18	22-08-18	NVI	Y	Y	Y	DIED	170
22	JACOBABAD	JACOBABAD	SD/53/18/061	M	84	10-08-18	7+	LATE NOTIFIED			N	Y	Y	Y	146
23	JACOBABAD	JACOBABAD	SD/53/18/070	F	12	10-09-18	7+				Y	Y	Y	Y	115
24	JAMSHORO	SEHWAN	SD/25/18/053	M	168	27-08-18	7+	16-09-18	17-09-18	NVI	N	Y	Y	Y	129
25	KAMBAR	WARAH	SD/55/18/061	F	36	24-05-18	7+	LATE NOTIFIED			N	Y	Y	Y	224
26	KAMBAR	KAMBAR	SD/55/18/066	F	18	02-08-18	7+	DIED BEFORE STOOL			Y	N	Y	DIED	154
27	KAMBAR	SJAWAL	SD/55/18/067	M	28	10-07-18	7+	07-08-18	08-08-18	NVI	Y	Y	Y	DIED	177
28	KAMBAR	QUBO SAEED KHAN	SD/55/18/074	F	12	29-07-18	7+	DIED BEFORE STOOL			Y	N	Y	DIED	158
29	KAMBAR	NASIR ABAD	SD/55/18/117	M	12	01-10-18	7+	17-11-18	18-11-18	NVI	Y	Y	Y		94
30	KAMBAR	SHAHADKOT	SD/55/18/085	F	48	07-06-18	7+	LATE NOTIFIED			Y	N	Y	Y	210
31	KHAIRPUR	THARI MIR WAH	SD/43/18/073	M	48	27-07-18	7+	31-07-18		EV	Y	Y	Y	DIED	160
32	KHAIRPUR	KINGRI	SD/43/18/089	F	18	10-09-18	7+	29-09-18	30-09-18	EV	Y	Y	Y	Y	115
33	KHIBALDIA	BALDIA	SD/61/18/020	F	27	20-08-18	7+	12-09-18	13-09-18	EV	Y	N	Y	Y	136
34	KHIBINQASIM	BINQASIM	SD/62/18/025	M	36	07-09-18	7+	01-10-18	03-10-18	NVI	Y	N	Y		118
35	KHIGADAP	GADAP	SD/63/18/026	M	84	01-06-18	7+	11-06-18		NVI	N	N	Y	DIED	216
36	KHIGADAP	GADAP	SD/63/18/052	M	18	01-10-18	7+	15-11-18	16-11-18	NVI	Y	Y	Y		94
37	KHIGIQBAL	KIQBAL	SD/65/18/018	M	24	17-09-18	7+	25-09-18	08-10-18	NVI	Y	Y	Y		108
38	KHIKORANGI	KORANGI	SD/68/18/026	M	83	13-09-18	7+	LATE NOTIFIED			N	Y	Y		112
39	KHILANDHI	LANDHI	SD/69/18/052	M	16	29-09-18	7+	17-11-18	19-11-18	EV	N	Y	Y		96
40	KHILIAQAT	LIAQAT	SD/70/18/023	M	4	20-09-18	4	21-10-18	22-10-18	NVI	N	Y	UK		105
41	KHINNAZIM	NNAZIM	SD/74/18/020	F	32	15-08-18	7+	29-08-18	31-08-18	NVI	Y	Y	Y	Y	141
42	LARKANA	OKRI	SD/51/18/089	F	32	18-07-18	7+	LATE NOTIFIED			Y	Y	Y		169

* Afp.rec Data as of 07-01-2019

€ Based on recall of parents

60 days Follow-up not done

FUP = Residual Weakness at 60 days follow up.

**Table 7.4: AFP CASES PENDING FOR CLASSIFICATION
WITH DATE OF ONSET MORE THAN 90 DAYS* 2018 Page (2/4)**

S. No	DISTRICT	TEHSIL	EPID	SEX	AGE	DONSET	DOSESE	DSTOOL1	DSTOOL2	LAB	FEVER	ASVM	PROG	FUP	PEND (DAYS)
43	MATIARI	MATIARI	SD/28/18/040	M	72	16-08-18	7+	01-09-18		NVI	N	N	Y	DIED	140
44	MATIARI	MATIARI	SD/28/18/044	M	60	16-09-18	7+	16-10-18	17-10-18	EV	N	Y	Y		109
45	INFEROZ	NAUSHERO FERROZ	SD/45/18/038	M	48	25-08-18	7+	10-10-18	11-10-18	EV	N	Y	Y		131
46	INFEROZ	NAUSHERO FERROZ	SD/45/18/040	F	37	29-09-18	7+	27-10-18	28-10-18	NVI	Y	Y	Y		96
47	SANGHAR	SINJHORO	SD/32/18/054	M	18	14-08-18	7+	01-10-18	04-10-18	NVI	Y	Y	Y	Y	142
48	SHIKARPUR	LAKHI	SD/52/18/051	F	120	30-08-18	7+	10-09-18		NVI	N	N	Y	DIED	126
49	SHIKARPUR	LAKHI	SD/52/18/056	M	12	03-09-18	7+	DIED BEFORE STOOL			Y	N	Y	DIED	122
50	SHIKARPUR	SHIKARPUR	SD/52/18/072	F	36	25-09-18	7+	27-10-18	28-10-18	EV	N	Y	Y		100
51	SUJAWAL	SHAH BUNDER	SD/79/18/077	M	11	10-06-18	7+	28-07-18	29-07-18	EV	Y	Y	Y	Y	207
52	SUJAWAL	JATI	SD/79/18/109	F	13	01-09-18	7+	02-10-18	04-10-18	EV	Y	Y	Y		124
53	SUJAWAL	JATI	SD/79/18/110	M	6	04-09-18	6	08-10-18	10-10-18	EV	Y	Y	Y		121
54	SUJAWAL	SUJAWAL	SD/79/18/113	F	36	01-10-18	7+	DIED BEFORE STOOL			Y	N	N	DIED	94
55	SUKKUR	ROHRI	SD/41/18/060	F	48	15-09-18	7+	18-09-18		NVI	Y	Y	N		110
56	BANNU	BANNU	KP/61/18/039	F	50	18-08-18	7+	01-09-18	02-09-18	NVI	Y	N	Y	Y	138
57	BANNU	WAZIR	KP/61/18/040	M	144	10-08-18	0	05-09-18	07-09-18	NVI	Y	Y	Y	Y	146
58	BANNU	BANNU	KP/61/18/043	M	36	18-08-18	7+	14-09-18	15-09-18	NVI	N	N	Y	Y	138
59	BANNU	WAZIR	KP/61/18/054	F	23	20-08-18	7+	LATE NOTIFIED			UK	Y	Y	Y	136
60	BANNU	BANNU	KP/61/18/059	F	96	29-08-18	7+	LATE NOTIFIED			UK	Y	Y	Y	127
61	BATAGRAM	ALLAI	KP/11/18/030	F	15	09-09-18	6	19-09-18	24-09-18	NVI	Y	Y	Y	DIED	116
62	BATAGRAM	ALLAI	KP/11/18/035	M	108	18-09-18	7+	08-10-18	09-10-18	NVI	Y	Y	N		107
63	CHARSADA	TANGI	KP/31/18/099	M	37	17-07-18	7+	23-07-18		NVI	Y	N	Y	DIED	170
64	CHARSADA	SHABQADAR	KP/31/18/113	M	4	01-09-18	6	27-09-18	28-09-18	NVI	Y	Y	Y	Y	124
65	CHARSADA	CHARSADDA	KP/31/18/114	F	19	23-08-18	7+	28-09-18	29-09-18	EV	N	Y	Y	Y	133
66	CHARSADA	SHABQADAR	KP/31/18/120	M	36	03-09-18	7+	06-10-18	08-10-18	EV	Y	Y	Y	Y	122
67	CHARSADA	TANGI	KP/31/18/128	M	17	29-09-18	7+	20-10-18	22-10-18	NVI	N	Y	N		96
68	CHARSADA	CHARSADDA	KP/31/18/142	M	28	20-08-18	7+	LATE NOTIFIED			UK	Y	Y	Y	136
69	CHARSADA	CHARSADDA	KP/31/18/148	M	24	10-09-18	7+	LATE NOTIFIED			N	Y	Y	Y	115
70	CHITRAL	CHITRAL	KP/21/18/036	F	216	02-09-18	0	12-10-18	13-10-18	NVI	Y	Y	Y	Y	123
71	DIKHAN	DERA ISMAIL KHAN	KP/60/18/049	M	84	14-06-18	3	27-07-18	28-07-18	NVI	N	Y	Y		203
72	DIKHAN	DERA ISMAIL KHAN	KP/60/18/054	F	143	11-07-18	7+	09-08-18	10-08-18	EV	Y	Y	Y	Y	176
73	DIKHAN	PHARPUR	KP/60/18/057	F	26	17-08-18	7+			EV	N	N	Y		139
74	DIKHAN	PHARPUR	KP/60/18/073	M	23	24-09-18	7+	22-10-18	25-10-18	EV	Y	N	Y		101
75	HANGU	THALL	KP/54/18/030	F	96	20-08-18	7+	20-09-18	22-09-18	NVI	Y	Y	Y	Y	136
76	KARAK	TAKHT-E-NASRATI	KP/51/18/046	M	12	01-10-18	7+	17-10-18	18-10-18	EV	Y	Y	Y	Y	94
77	KOHAT	DARRA ADAM KHEL	KP/50/18/044	M	84	23-07-18	7+	08-08-18	10-08-18	NVI	N	Y	Y		164
78	KOHAT	KOHAT	KP/50/18/047	M	10	26-08-18	0	DIED BEFORE STOOL			Y	Y	Y	DIED	130
79	KOHAT	KOHAT	KP/50/18/040	M	8	23-05-18	7+	DIED BEFORE STOOL			Y	N	Y	DIED	225
80	KOHAT	KOHAT	KP/50/18/045	M	18	01-06-18	7+	LATE NOTIFIED			Y	Y	Y	Y	216
81	KOHISTAN	DASSU	KP/13/18/006	M	164	25-02-18	7+	21-03-18	22-03-18	NVI	Y	N	N	Y	312
82	KOHISTAN	DASSU	KP/13/18/020	F	24	13-08-18	1	DIED BEFORE STOOL			Y	N	Y	DIED	143
83	KOHISTAN	DASSU	KP/13/18/027	M	18	21-09-18	7+	10-10-18	11-10-18	EV	Y	N	Y		104
84	LAKKIMRWT	SERAI NAURANG	KP/62/18/019	M	10	20-02-18	7+	25-03-18	26-03-18	EV	Y	Y	Y	Y	317

* Afp.rec Data as of 07-01-2019

€ Based on recall of parents

60 days Follow-up not done

FUP = Residual Weakness at 60 days follow up.

**Table 7.4: AFP CASES PENDING FOR CLASSIFICATION
WITH DATE OF ONSET MORE THAN 90 DAYS* 2018 Page (3/4)**

S. No	DISTRICT	TEHSIL	EPID	SEX	AGE	DONSET	DOSE€	DSTOOL1	DSTOOL2	LAB	FEVER	ASVM	PROG	FUP	PEND (DAYS)
85	LAKKIMRWT	LAKKI MARWAT	KP/62/18/058	M	26	24-05-18	7+	25-06-18	26-06-18	EV	Y	Y	Y	Y	224
86	LAKKIMRWT	LAKKI MARWAT	KP/62/18/083	M	6	02-08-18	6	13-09-18	14-09-18	NVI	N	N	Y	Y	154
87	LAKKIMRWT	LAKKI MARWAT	KP/62/18/101	F	37	01-09-18	7+	15-10-18	19-10-18	EV	Y	Y	Y	Y	124
88	MALAKAND	BATKHELA	KP/20/18/043	F	71	03-09-18	7+	DIED BEFORE STOOL			Y	Y	Y	DIED	122
89	MALAKAND	BATKHELA	KP/20/18/056	M	20	16-06-18	7+	LATE NOTIFIED			Y	Y	Y	Y	201
90	MANSEHRA	BALAKOT	KP/14/18/041	F	36	27-07-18	7+	25-08-18	26-08-18	EV	Y	Y	Y		160
91	MANSEHRA	JUGGI	KP/14/18/042	F	36	22-08-18	7+	02-09-18	11-09-18	NVI	Y	N	Y	Y	134
92	MARDAN	MARDAN	KP/40/18/168	M	20	03-09-18	7+	25-09-18	26-09-18	EV	Y	Y	Y	Y	122
93	MARDAN	MARDAN	KP/40/18/174	M	58	03-09-18	7+	27-09-18	28-09-18	NVI	N	Y	Y	Y	122
94	MARDAN	MARDAN	KP/40/18/199	F	38	01-10-18	7+	13-11-18	14-11-18	VACC	Y	Y	Y	Y	94
95	MARDAN	MARDAN	KP/40/18/208	M	13	28-09-18	7+	21-11-18	22-11-18	EV	Y	Y	Y	Y	97
96	NOWSHERA	NOWSHERA	KP/32/18/051	M	13	27-04-18	7+	06-06-18	07-06-18	EV	Y	Y	Y	Y	251
97	NOWSHERA	NOWSHERA	KP/32/18/098	M	72	27-08-18	7+	05-10-18	06-10-18	NVI	Y	Y	Y	Y	129
98	PESHAWAR	PESHAWAR	KP/30/18/228	F	16	02-07-18	7+	LATE NOTIFIED			N	Y	Y	Y	185
99	PESHAWAR	PESHAWAR	KP/30/18/257	M	44	15-09-18	7+	30-10-18	31-10-18	EV	Y	N	Y	Y	110
100	PESHAWAR	PESHAWAR	KP/30/18/272	F	24	24-09-18	7+	18-11-18	19-11-18	NVI	N	Y	Y	Y	101
101	SWABI	TOPI	KP/41/18/109	M	1	30-08-18	1	19-09-18	21-09-18	EV	N	N	Y	DIED	126
102	SWABI	RAZAR	KP/41/18/107	M	18	04-09-18	7+	DIED BEFORE STOOL			Y	N	Y	DIED	121
103	SWABI	SWABI	KP/41/18/118	M	39	27-09-18	7+	DIED BEFORE STOOL			N	N	Y	DIED	98
104	SWABI	TOPI	KP/41/18/126	M	17	15-09-18	7+	16-10-18	18-10-18	NVI	N	Y	Y	Y	110
105	SWABI	LAHORE	KP/41/18/144	M	28	03-10-18	7+	15-11-18	16-11-18	EV	Y	N	Y	Y	92
106	SWAT	KHWAZA KHELA	KP/24/18/114	F	27	06-09-18	7+	11-10-18	12-10-18	NVI	Y	Y	Y	Y	119
107	TANK	TANK	KP/63/18/030	F	7	25-09-18	5	14-10-18	15-10-18	NVI	N	Y	Y		100
108	TORGHAR	JUDBAH	KP/15/18/009	F	26	24-07-18	2	LATE NOTIFIED			Y	N	N	Y	163
109	AWARAN	AWARAN	BN/56/18/003	M	84	25-09-18	7+	27-10-18	07-11-18	NVI	Y	Y	Y		100
110	CHAGHAI	NOKUNDI	BN/13/18/014	M	6	03-10-18	0	29-11-18	30-11-18	NVI	Y	Y	N	Y	92
111	JAFARABAD	USTA MUHAMMAD	BN/43/18/030	M	36	21-09-18	7+	LATE NOTIFIED			Y	N	Y	Y	104
112	KABDULAH	CHAMAN	BN/14/18/027	M	120	05-09-18	7+	26-09-18	27-09-18	EV	Y	Y	Y	Y	120
113	KHUZDAR	KHUZDAR	BN/54/18/021	M	36	10-09-18	7+	12-11-18	13-11-18	EV	Y	N	Y	Y	115
114	PISHIN	PISHIN	BN/12/18/033	F	61	10-08-18	7+	10-10-18	14-10-18	NVI	Y	N	Y	Y	146
115	PISHIN	KAREZAT	BN/12/18/036	F	36	06-08-18	7+	21-08-18	22-08-18	EV	Y	N	Y	Y	150
116	QUETTA	CHILTON TOWN	BN/11/18/055	F	24	25-09-18	7+	19-10-18	21-10-18	NVI	Y	Y	Y	Y	100
117	ZHOB	ZHOB	BN/21/18/012	F	4	31-08-18	3	27-09-18	28-09-18	VACC	Y	N	Y	DIED	125
118	BHIMBER	BARNALA	AJ/60/18/023	F	68	25-08-18	7+	15-09-18	16-09-18	EV	Y	N	Y	DIED	131
119	SHIGAR	SHIGAR	GB/24/18/009	F	132	23-08-18	7+	03-09-18	08-09-18	VACC	N	N	Y		133
120	CDA	CDA	IB/01/18/030	M	24	28-08-18	7+	31-08-18		NVI	Y	Y	Y		128
121	ICT	ICT	IB/02/18/044	M	30	09-09-18	7+	13-09-18		EV	N	N	Y		116
122	ICT	ICT	IB/02/18/060	F	84	22-08-18	7+	14-10-18	15-10-18	EV	N	N	Y		134
123	ICT	ICT	IB/02/18/069	M	18	25-08-18	7+	LATE NOTIFIED			Y	Y	Y		131
124	BAJOUR	WARA MAMOUND	FT/33/18/047	F	3	05-06-18	2	23-06-18	24-06-18	NVI	Y	Y	Y	Y	212
125	BAJOUR	UTMANKHEL	TD/33/18/117	F	60	30-09-18	7+	06-11-18	07-11-18	EV	Y	Y	Y	Y	95
126	FR BANNU	FR BANNU	FT/69/18/021	M	18	09-05-18	7+	07-07-18	08-07-18	NVI	N	Y	UK		239

**Table 7.4: AFP CASES PENDING FOR CLASSIFICATION
WITH DATE OF ONSET MORE THAN 90 DAYS* 2018 Page (4/4)**

S. No	DISTRICT	TEHSIL	EPID	SEX	AGE	DONSET	DOSE€	DSTOOL1	DSTOOL2	LAB	FEVER	ASYM	PROG	FUP	PEND (DAYS)
127	KHYBER	BARA	TD/34/18/115	F	30	01-10-18	7+	19-10-18	20-10-18	EV	Y	Y	Y	Y	94
128	KHYBER	BARA	TD/34/18/117	M	56	28-09-18	7+	21-10-18	22-10-18	NVI	Y	Y	UK	Y	97
129	KURRAM	UPPER KURRAM	FT/52/18/016	M	16	26-05-18	7+	27-06-18	28-06-18	EV	N	N	UK	Y	222
130	MOHMAND	KHAWWEZAI	TD/35/18/042	M	96	26-07-18	7+	17-08-18	18-08-18	EV	Y	Y	Y	Y	161
131	MOHMAND	EKKAGHUND	TD/35/18/054	M	120	26-08-18	7+	09-10-18	11-10-18	NVI	Y	Y	Y	Y	130
132	WAZIR-S	LADHA	TD/65/18/031	F	3	21-08-18	1	21-09-18	22-09-18	EV	Y	Y	Y		135

* Afp.rec Data as of 07-01-2019

€ Based on recall of parents

60 days Follow-up not done

FUP = Residual Weakness at 60 days follow up.