



**World Health  
Organization**

# **Weekly AFP Surveillance Update Pakistan**

**Week 01** (*Ended on 06<sup>th</sup> January, 2018*)

***National Surveillance Cell***

World Health Organization Country Office,  
Chak Shahzad, Park Road,  
Islamabad, Pakistan

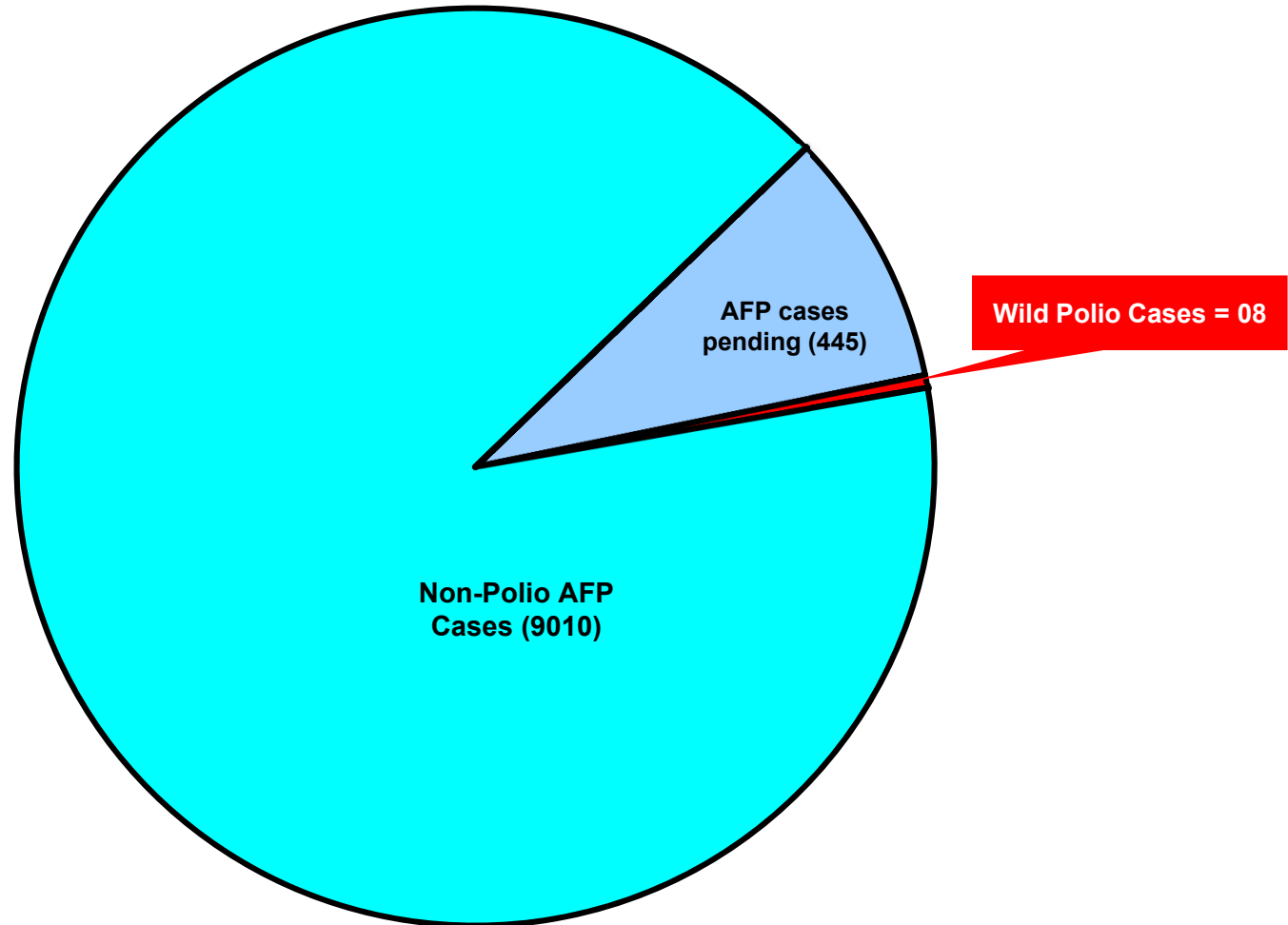
Tel: +92-51 9255123 / 9255282 /9255184

AFP Surveillance



<http://www.emro.who.int/pak/information-resources>

# AFP Case Profile, 2017\*



**Total AFP Cases Reported = 9463**

**^ 214 Inadequate cases not due for FUP**

**^ 231 cases Pending in the Lab**

**^ 103 AFP Cases pending for classification by ERC**

\* Afp.rec Data as of 08-01-2018

## Table 1.1: List of Confirmed Polio Cases, Pakistan 2017\* (1/1)

S.NO.	PROVINCE/ REGION	DISTRICT	TEHSIL	EPID NO.	SEX	AGE (m)	DATE ONSET OF PARALYSIS	NO. OPV DOSES (based on parents recall)		FEVER	Asymmetric Paralysis	Rapid Progression	REFUSAL	WPV TYPE	GENETICS
								Routine	SIA's						Cluster
01	PUNJAB	LODHRAN	DUNYAPUR	PB/64/17/008	M	4	28-Jan-17	2	5	Y	Y	Y	N	NSL1	R4B1C2
02	GBALTISTAN	DIAMIR	THORE HUDUR	GB/31/17/002	M	12	13-Feb-17	0	0	Y	Y	Y	N	NSL1	R4B5C4
03	BALUCHISTAN	KABDULAH	CHAMAN	BN/14/17/024	M	18	11-June-17	0	3	Y	Y	Y	N	NSL1	R4B5C3
04	SINDH	KHGIQBAL	G-IQBAL	SD/65/17/018	M	7	11-Aug-17	3	1	Y	N	Y	N	NSL1	R4B5C4
05	KPAKHTUNKHWA	LAKKIMRWT	LAKKIMRWT	KP/62/17/025	F	24	21-Aug-17	3	7+	Y	Y	Y	N	NSL1	R4B1C1
06	SINDH	KHIGADAP	GADAP	SD/63/17/051	M	5	09-Nov-17	0	3	Y	Y	Y	Y	NSL1	R4B5C4
07	BALUCHISTAN	ZHOB	ZHOB	BN/21/17/019	M	24	15-Nov-17	0	0	N	Y	N	Y	NSL1	R4B5C4
08	BALUCHISTAN	KABDULAH	GULISTAN	BN/14/17/045	M	12	13-Nov-17	0	0	Y	Y	Y	Y	NSL1	R4B5C4

\* Afp.rec Data as of 08-01-2018

# Table 3: Urgent/ITD Pending Cases (1/2)

Basic information										OPV doses				Urgent		Prov	Lab update			Remarks	
S.#	District	Tier	Tehsil	Union council	Epid number	Date of Onset	Age (M)	Sex	Date of 1st stool	Stool Adeq	RI	SAs	Last 6 SAs	Last dose	Field	NSC	Diagnosis	Lab No.	Days Inoc	Culture update	Remarks
<b>Isolates pending for ITSD</b>																					
1	BAJOUR	2	BARANG	BARANG	FT/33/17/147	20-Dec-17	48	M	24-Dec-17	Y	UK	7	6	18-Dec-17	N	N	BELG PALSIV	13693	7	L20B+	
2	KURRAM	2	LOWER KURRAM	KHUJABARAT	FT/52/17/023-C1		8	M	21-Dec-17	-	-	-			N	#	*	13658	8	L20B+	
3	KURRAM	2	LOWER KURRAM	KHUJABARAT	FT/52/17/023-C2		5	F	21-Dec-17	-	-	-			N	#	*	13659	8	L20B+	
4	ISLAMABAD *		ICT	#	IB/02/17/065-C2		30	F	01-Jan-18	-	#	#		10-Oct-17	N	#	*	13840	6	L20B+	
5	PESHAWAR	1	PESHAWAR	AKHOON ABAD	KP/30/17/266	18-Dec-17	15	M	20-Dec-17	Y	3	7+	6	22-Nov-17	N	N	UNNOTICED TRAUMA	13578	8	L20B+	
6	PESHAWAR	1	PESHAWAR	#	KP/30/17/272	20-Dec-17	144	F	23-Dec-17	Y	#	#			N	#	*	13640	6	P1+SL3	
7	KOHAT	2	KOHAT	#	KP/50/17/047	13-Dec-17	48	F	15-Dec-17	Y	#	#		20-Nov-17	N	#	*	13335	8	SL1+P3	
8	DG KHAN *		DG KHAN	#	PB/81/17/217	20-Dec-17	42	F	24-Dec-17	Y	#	#		19-Dec-17	N	#	*	13682	9	L20B+	
9	MUZFARGARH	2	AUPUR	YAKKAY WALI	PB/83/17/265	16-Dec-17	20	F	22-Dec-17	Y	3	7+	6	21-Nov-17	N	N	ARTHRALGIA	13597	6	L20B+	
10	RAWALPINDI *	3	MURREE	SEHER BAGLA	PB/11/17/229-C1		10	M	30-Dec-17	-	-	-		18-Dec-17	N	#	*	13878	6	L20B+	
11	RAWALPINDI *	3	MURREE	SEHER BAGLA	PB/11/17/229-C2		15	F	30-Dec-17	-	-	-		18-Dec-17	N	#	*	13879	6	L20B+	
12	RAJANPUR	4	ROJHAN	ROJHAN CITY	PB/82/17/137	15-Dec-17	12	M	22-Dec-17	Y	3	6	6	21-Nov-17	N	N	CVA	13784	6	L20B+	
13	SAJAWAL *		JOTI	MUGHAR BEEN	SD/79/17/101-C2		48	M	28-Dec-17	-	-	-		20-Dec-17	N	#	*	13946	5	L20B+	
14	DADU *	2	K.N SHAH	KUNDI CHUKHI	SD/24/17/064	18-Dec-17	12	M	22-Dec-17	Y	3	7+	6	22-Nov-17	N	N	PARAPLEGIA	13590	10	L20B+	
15	GHOTKI *	2	MIR PUR MATHELO	DHANGRO	SD/42/17/107	16-Dec-17	84	F	27-Dec-17	Y	3	7+	0	21-Nov-17	N	N	EPILEPSY	13874	6	L20B+	
16	JAMSHORO	4	KOTRI	SON WALHAR-	SD/25/17/050	15-Dec-17	36	F	24-Dec-17	Y	0	7	6	21-Nov-17	N	N	HYPOCALCAEMIA	13788	6	L20B+	
17	KHIKORANGI *	4	KORANGI TOWN	UC-3	SD/68/17/30-C1		24	M	24-Dec-17	-	-	-		15-Nov-17	N	#	*	13648	10	L20B+	
18	KHIMALUR	4	MAUR	UC-6	SD/72/17/026	15-Dec-17	35	F	25-Dec-17	Y	3	7+	6	22-Nov-17	N	N	HYPOCALCAEMIA	13765	7	L20B+	
19	MATIARI *	4	MATIARI	FAQEER LOOH	SD/28/17/146-C3		12	F	30-Dec-17	-	-	-		20-Dec-17	N	#	*	13953	5	L20B+	

\* New addition    § New results    #Data not available    ¥ NSC Criteria = Fever, Rapid Progress, Age < 48 months and OPV Doses <7    UP = Under process  
 Urgent (Field/NSC) / Inadequate specimens / Age 12-35 months / Zero OPV dose    OPending for genomic sequencing

As on 08-01-2018

## Table 3: Urgent/ITD Pending Cases (2/2)

Basic information											OPV doses				Urgent		Prov	Lab update			Remarks
S. #	District	Tier	Tehsil	Union council	Epid number	Date of Onset	Age (M)	Sex	Date of 1st stool	Stool Adeq	RI	SIA <sub>s</sub>	Last 6 SIA <sub>s</sub>	Last dose	Field	NSC	Diagnosis	Lab No.	Days	Culture update	
												¥			Inoc						
<b>Reported urgent (by field / NSC¥ criteria)</b>																					
20	KURRAM	2	LOWER KURRAM	KHUJABARAT	FT/52/17/023	25-Nov-17	16	M	20-Dec-17	N	0	7	6		N	N	RT SIDE HEMIPLEGIA			UP	Index of C-1 and C-2
21	RAWALPINDI *	3	MURREE	SEHER BAGLA	PB/11/17/229	07-Dec-17	36	M	29-Dec-17	N	3	7+	6		N	N	ARTHRITIS			UP	Index of C-1 and C-2
22	SAJAWAL *		JATI	MUGHAR BEEN	SD/79/17/101	12-Nov-17	36	M	27-Dec-17	N	2	7+	6	30-Oct-17	N	N	HYPOKALEMIA			UP	Index of C-2
23	KHIKORANGI *	4	KORANGI TOWN	UC-3	SD/68/17/30	30-Nov-17	84	F	19-Dec-17	N	3	7+	0		N	N	GBS / ENCEPHALITIS/ MENINGITIS			UP	Index of C-1
24	MATIARI *	4	MATIARI	FAQEER LOOH	SD/28/17/146	21-Dec-17	108	M	26-Dec-18	Y	3	6	0		N	#	GBS?			UP	Index of C-3

\* New addition

§ New results

#Data not available

¥ NSC Criteria = Fever , Rapid Progress, Age < 48 months and OPV Doses <7

UP = Under process

Urgent (Field/NSC) / Inadequate specimens / Age 12-35 months / Zero OPV dose

UPending for genomic sequencing

# Point in time comparison of Polio Cases by Province/Region 2016 - 2017\*

Region/ Province	No. of polio cases		No. of infected districts/towns		Most recent polio case
	2016	2017	2016	2017	
<b>Khyber Pakhtunkhwa</b>	08	01	06	01	21-Aug-17
<b>Sindh</b>	08	02	05	02	09-Nov-17
<b>Balochistan</b>	02	03	02	02	15-Nov-17
<b>G-Baltistan</b>	0	01	0	01	13-Feb-17
<b>Punjab</b>	0	01	0	01	28-Jan-17
<b>FATA / FR Areas</b>	02	0	01	0	27-Jul -16
<b>Pakistan</b>	<b>20</b>	<b>08</b>	<b>14</b>	<b>07</b>	<b>15-Nov-17</b>

Fourteen additional district / town declared infected based on environmental samples in 2017

\* Afp.rec Data as of 08-01-2018

# Environmental Surveillance Results, Pakistan (last 52 weeks)

Sites	Proportion of WPV samples					2017																																																																
	2014		2015		2016		2017		Last 52 Weeks		Jan					Feb					Mar					Apr					May					June					July					Aug					Sep					Oct					Nov					Dec				
	%	n	%	n	%	n	%	n	%	n	1	2	3	4	5	6	7	8	9	10	11	12	13	14	15	16	17	18	19	20	21	22	23	24	25	26	27	28	29	30	31	32	33	34	35	36	37	38	39	40	41	42	43	44	45	46	47	48	49	50	51	52								
<b>PUNJAB</b>	23	8	8	5	9	19	9																																																															
<b>LAHORE</b>	40	7	5	0	0	0	0																																																															
Gulshan Ravi Station	33	0	9	0	0	0	0																																																															
Multan Road Station	17	17	8	0	0	0	0																																																															
Outfall Pump Station F	50	8	8	0	0	0	0																																																															
Outfall Pump Station G	50	9	0	0	0	0	0																																																															
Outfall Pump Station H	50	0	0	0	0	0	0																																																															
<b>MULTAN</b>	6	11	6	3	1	11	1																																																															
All Town	9	8	0	0	0	0	0																																																															
Kotla A. Fateh	8	18	0	0	0	0	0																																																															
Suraj Miani	0	8	17	8	1	33	1																																																															
<b>DG KHAN</b>	0	0	0	0	0	0	0																																																															
Sabzi Mandi	0	0	0	0	0	0	0																																																															
Main Disposal	0	0	0	0	0	0	0																																																															
Waqar Canteen Disposal	0	0	0	0	0	0	0																																																															
<b>FAISALABAD</b>	0	0	6	0	0	0	0																																																															
Pump Station 03	0	0	17	0	0	0	0																																																															
Pump Station 36	0	0	0	0	0	0	0																																																															
<b>SARGODHA</b>	0	0	0	0	0	0	0																																																															
Silanwali	0	0	0	0	0	0	0																																																															
<b>BAHAWALPUR</b>	0	0	0	0	0	0	0																																																															
Lal Bagh & Tibba Bahadur	0	0	0	0	0	0	0																																																															
<b>RAWALPINDI</b>	41	19	17	33	8	67	8																																																															
Dhok Dallal	50	31	8	17	2	50	2																																																															
Safdarabad	33	8	25	50	6	75	6																																																															
<b>ISLAMABAD</b>	18	0	42	5	83	5																																																																
<b>CDA</b>	18	0	42	5	83	5																																																																
Sabzi Mandi	18	0	42	5	83	5																																																																
<b>SINDH</b>	47	28	10	29	47	53	47																																																															
<b>KHI (BALDIA)</b>	50	8	4	17	2	40	2																																																															
Muhammad Khan Colony				17	2	40	2																																																															
<b>KHI (G.IQBAL)</b>	54	27	8	25	6	55	6																																																															
Chakora Nulla	42	17	0	33	4	67	4																																																															
Rashid Minhas Rd	67	40	17	2	40	2																																																																
<b>KHI (GADAAP)</b>	51	33	11	56	20	80	20																																																															
Khamiso Goth	42	25	8	25	3	50	3																																																															
Macchar Colony	45	50	17	83	10	100	10																																																															
Sorab Goth	67	50	8	17	7	78	7																																																															
<b>KHI (LANDHI)</b>	17	58	7	58	7	78	7																																																															
Bakhtawar Village	17	58	7	58	7	78	7																																																															
<b>KHI (KORANGI)</b>	0	8	1	25	1																																																																	
Composit Korangi Nalla	0	8	1	25	1																																																																	
<b>KHI (SITE)</b>	0	42	5	63	5																																																																	
Orangi Nalla	0	42	5	63	5																																																																	
<b>HYDERABAD</b>	58	17	6	0	0	0	0																																																															
Tulsiidas P. Station	58	17	7	0	0	0	0																																																															
<b>JACOBABAD</b>	57	45	25	25	3	50	3																																																															
Saddar Pumping Station	57	45	25	25	3	50	3																																																															
<b>SUKKUR</b>	21	25	12	8	2	25	2																																																															
Makka P. Station	25	17	23	8	1	25	1																																																															
Miani P. Station	17	33	0	8	1	25	1																																																															
<b>DADU</b>	0	0	0	0	0	0	0																																																															
Missan Mulla	0	0	0	0	0	0	0																																																															
<b>SANGHAR</b>	0	0	0	0	0	0	0																																																															
Dhak Paro	0	0	0	0	0	0	0																																																															
<b>KAMBAR</b>	8	1	25	1																																																																		
Shahdadkot	8	1	25	1																																																																		
<b>KP</b>	59	20	12	5	8	21	8																																																															
<b>PESHAWAR</b>	59	35	27	35	8	67	8																																																															
Lara Ma	50	31	8	0	0	0	0																																																															
Shaheen Town	67	67	75	67	8	89	8																																																															
<b>DI Khan</b>	8	8	2	0	0	0	0																																																															
Composite:Bus Stand & MODC Drain	0	0	0	0	0	0	0																																																															
Composite:Sherpao & Zafar Abad Drain	0	0	0	0	0	0	0																																																															
<b>BANNU</b>	0	0	0	0	0	0	0																																																															
Hinjral Noorabad	0	0	0	0	0	0	0																																																															
<b>KOHAT</b>	0	0	0	0	0	0	0																																																															
Faqrabad	0	0	0	0	0	0	0																																																															
<b>CHARSADA</b>	0	0	0	0	0	0	0																																																															
Composit Shahjahan and Majoki	0	0	0	0	0	0	0																																																															
<b>MARDAN</b>	0	0	0	0	0	0	0																																																															
Composit Chak and Parhoti	0	0	0	0	0	0	0																																																															
<b>NOWSHERA</b>	0	0	0	0	0	0	0																																																															
Mill Colony	0	0	0	0	0	0	0																																																															
<b>BALOCHISTAN</b>	48	31	29	28	32	70	32																																																															
<b>QUETTA</b>	42	42	29	24	11	69	11																																																															
Jam-e-Saifia	25	33	13	50	6	100	6																																																															
Killi Jattak	42	58	0	1	25	1																																																																
Surpul	58	33	38	18	2	50	2																																																															
Railway Pul site (RP)	38	17	2	50	2																																																																	
<b>KABDULAH</b>	83	13	25	57	13	100	13																																																															
Army Kaziba	100	18	17	73	8	100	8																																																															
Hadi Packet	50	8	33	42	5	100	5																																																															
<b>PISHIN</b>	50	42	5	100	5																																																																	
TURWA Pishin	50	42	5	100	5																																																																	
<b>KHUZDAR</b>	0	0	0	0	0	0	0																																																															
Katan Pul	0	0	0	0	0	0	0																																																															
<b>LORALAI</b>	0	27	3	50	3																																																																	
Rasala line	0	27	3	50	3																																																																	
<b>ZHOB</b>	0	0	0	0	0	0	0																																																															
Gani Muhalla	0	0	0	0	0	0	0																																																															
<b>PAKISTAN</b>	35	20	13	16	101	44	101																																																															

■ WPV1 (GRAB) 
 ◐ WPV1 (BMFS) 
 ■ Negative (Grab) 
 ◐ Negative BMFS 
 ■ aVDPV2 + Positive 
 ◐ aVDPV2 + Negative 
 ■ VDPV2 + Negative 
 ■ VDPV2 + Positive 
  cVDPV2 
  Under process

## Table 2: LAB Update 2017\*

Month of Onset	AFP Cases	No virus isolated	Cases Under Process		Isolated Viruses from stools						
			Culture	ITD	Vaccine viruses		NPEV		Wild	Results within 14 days	
			n	n	n	n	n	%	n	%	n
January	751	595	0	0	56	7	99	13%	1	750	100%
February	774	621	0	0	44	6	108	14%	1	773	100%
March	831	643	0	0	53	6	135	16%	0	831	100%
April	819	585	0	0	47	6	187	23%	0	815	100%
May	912	687	0	0	50	5	175	19%	0	900	99%
June	672	460	0	0	17	3	194	29%	1	610	91%
July	895	575	0	0	23	3	297	33%	0	895	100%
August	857	543	0	0	20	2	292	34%	2	855	100%
September	849	494	0	0	68	8	287	34%	0	849	100%
October	891	606	1	0	58	7	226	25%	0	890	100%
November	801	500	4	3	62	8	232	29%	3	794	99%
December	812	317	378	14	28	3	89	11%	0	434	53%
<b>Pakistan</b>	<b>9864</b>	<b>6626</b>	<b>383</b>	<b>17</b>	<b>526</b>	<b>5</b>	<b>2321</b>	<b>24%</b>	<b>8</b>	<b>9396</b>	<b>95%</b>

\*Data as of 08-01-2018



# Comparison of Environmental Sampling Results, 2016-17\*

DISTRICT	2016					2017					Last
	TOTAL	WILD			TOTAL	WILD					
	n	GRAB	BMFS	TOTAL		n	GRAB	BMFS	TOTAL		
		n	n	n	%		n	n	n	%	
LAHORE	62	2	1	3	5%	61			0	0%	18-Oct-16
MULTAN	36	2		2	6%	35	1		1	3%	9-Jan-17
DGKHAN	33	1		1	3%	36			0	0%	12-May-16
RAWALPINDI	25	3	1	4	16%	26	6	2	8	31%	10-Oct-17
FAISALABAD	36	1	1	2	6%	23			0	0%	2-Jul-16
SARGODHA *	1			0		11			0	0%	
BAHAWALPUR *	1			0		11			0	0%	
CDA	12			0	0%	12	5		5	42%	10-Jul-17
KHIGIQBAL	25	1	1	2	8%	26	5	1	6	23%	10-Oct-17
KHIGADAP	36	4		4	11%	36	20		20	56%	11-Dec-17
KHIBALDIA	23	1		1	4%	12	2		2	17%	3-Nov-17
KHILANDHI	6	1		1	17%	12	7		7	58%	14-Dec-17
KHIKORANGI *	1			0		12	1		1	8%	16-Oct-17
KHISITE *	1			0		12	5		5	42%	4-Dec-17
SUKKUR	27	2	1	3	11%	32	1	1	2	6%	19-Sep-17
HYDERABAD	18	1		1	6%	12			0	0%	5-Jan-16
JACOBABAD	16		3	3	19%	14	2	1	3	21%	9-Nov-17
SANGHAR *	1			0		12			0	0%	
DADU *	1			0		12			0	0%	
KAMBAR *				0		12	1		1	8%	15-Aug-17
PESHAWAR	39	9	1	10	26%	26	6	2	8	31%	11-Dec-17
DIKHAN	46	1		1	2%	23			0	0%	16-Jul-16
BANNU *	1			0		10			0	0%	
KOHAT *	1			0		10			0	0%	
CHARSADA *	1			0		12			0	0%	
MARDAN *	1			0		12			0	0%	
NOWSHERA *				0		12			0	0%	
KABDULAH	24	6		6	25%	24	13		13	54%	15-Oct-17
QUETTA	58	14		14	24%	47	10	1	11	23%	12-Oct-17
PISHIN	8	4		4	50%	12	5		5	42%	2-Oct-17
KHUZDAR *	1			0		11			0	0%	
LORALAI *	1			0		11	3		3	27%	17-Nov-17
ZHOB *	1			0		11			0	0%	
<b>PAKISTAN</b>	<b>543</b>	<b>53</b>	<b>9</b>	<b>62</b>	<b>11%</b>	<b>640</b>	<b>93</b>	<b>8</b>	<b>101</b>	<b>16%</b>	<b>14-Dec-17</b>

\* New addition in Env Surveillance Network **2017 – 18 Environmental samples are under process)**

New Positive samples

\* Data as of January 08, 2018

## WPV and cVDPV Cases by District in 2017

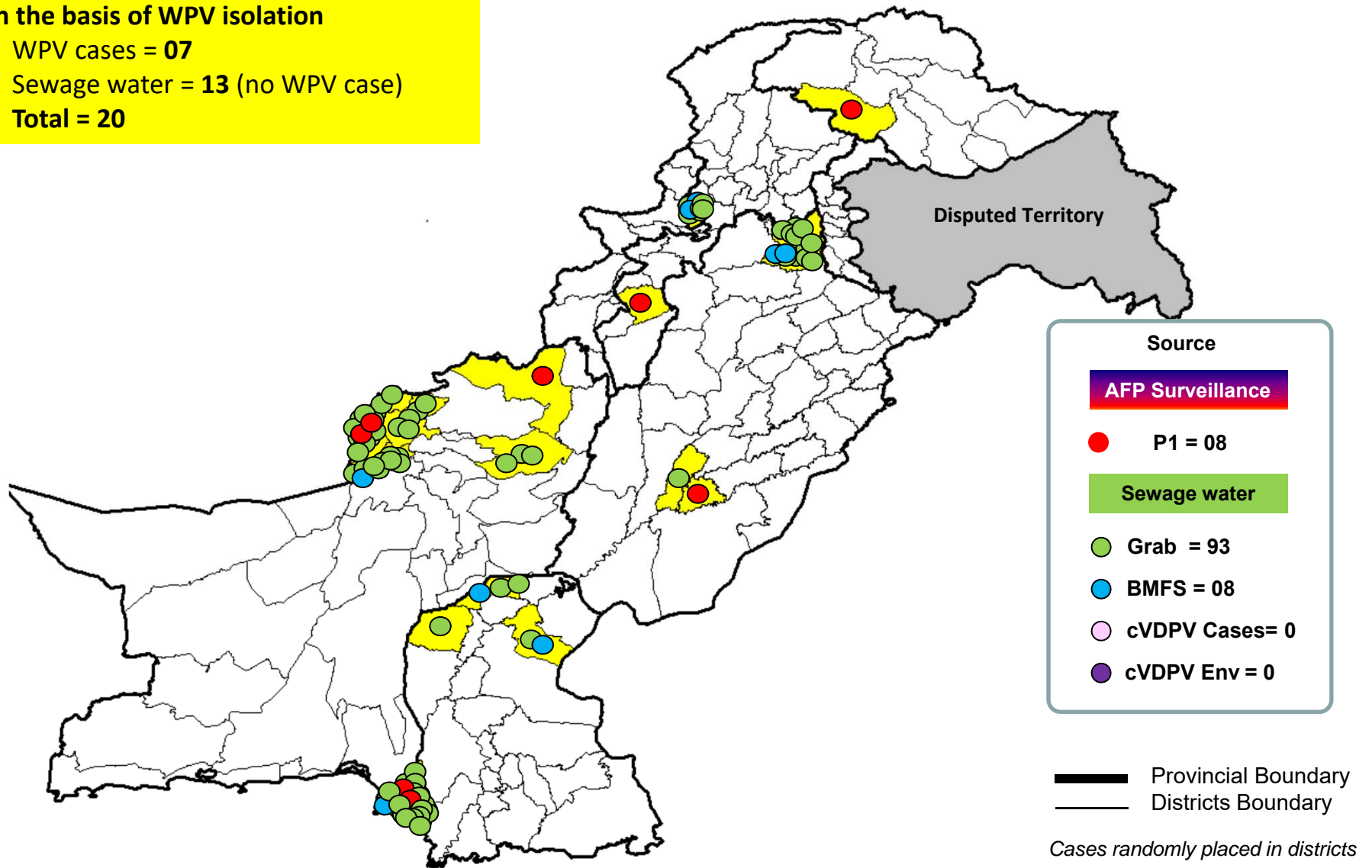
PROVINCE	DISTRICT	WPV Cases		cVDPV Cases	
		Onset of Last Case	Cases	Onset of Last Case	Cases
KPAKHTUNKHWA	LAKKIMRWT	21-Aug	1		
<b>Total</b>		<b>21-Aug</b>	<b>01</b>		
SINDH	KHIGADAP	09-Nov	1		
	KHIGIQBAL	11-Aug	1		
<b>Total</b>		<b>09-Nov</b>	<b>02</b>		
BALOCHISTAN	ZHOB	15-Nov	1		
	KABDULAH	13-Nov	2		
<b>Total</b>		<b>15-Nov</b>	<b>03</b>		
G-Baltistan	DIAMIR	13-Feb	1		
<b>Total</b>		<b>13-Feb</b>	<b>01</b>		
PUNJAB	LODHRAN	28-Jan	1		
<b>Total</b>		<b>28-Jan</b>	<b>01</b>		
<b>PAKISTAN</b>		<b>15-Nov</b>	<b>08</b>		

## Map 2: Wild Polio virus isolates and cVDPV, 2017\*

### Infected districts/Towns/Agencies/Areas

#### On the basis of WPV isolation

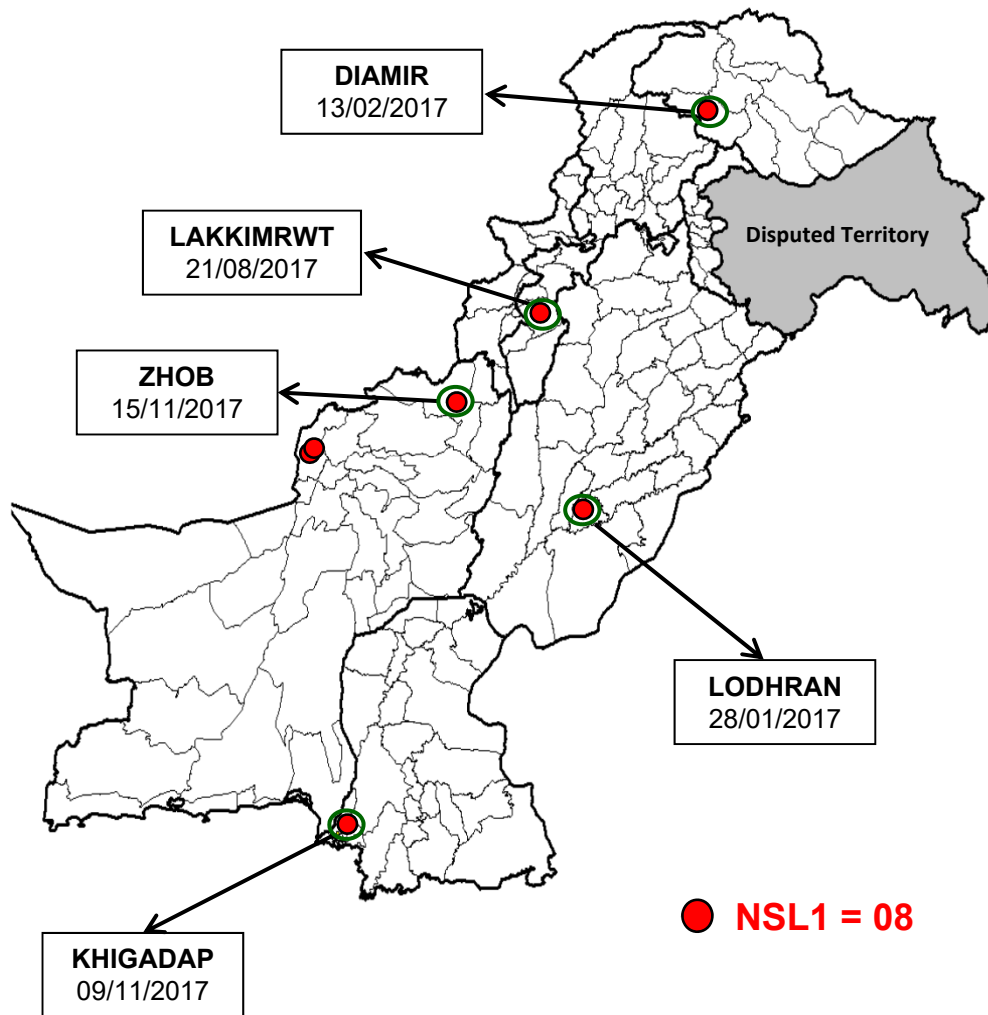
- WPV cases = 07
- Sewage water = 13 (no WPV case)
- Total = 20



\* Afp.rec Data as of 08-01-2018

# Map1: Distribution of Wild Polio Cases Pakistan 2017\*

Districts/Towns with Wild Polio Cases = 08



Province/ Country	Date of Last Case		Number of cases 2017	
	P1	P3	P1	P3
FATA	Jul, 2016	Apr, 2012	-	-
KHYBER-PAKHTUNKHWA	Aug, 2017	Oct, 2010	01	-
SINDH	Nov, 2017	Jan, 2010	02	-
BALUCHISTAN	Nov, 2017	Apr, 2010	03	-
PUNJAB	Jan, 2017	Jun, 2010	01	-
AJK	Jun, 2000	Jun, 2000	-	-
GILGIT-BALTISTAN	Feb, 2017	-	01	-
ISLAMABAD	Sep, 2008	Sep, 2008	-	-
PAKISTAN	Nov, 2017	Apr, 2012	08	-

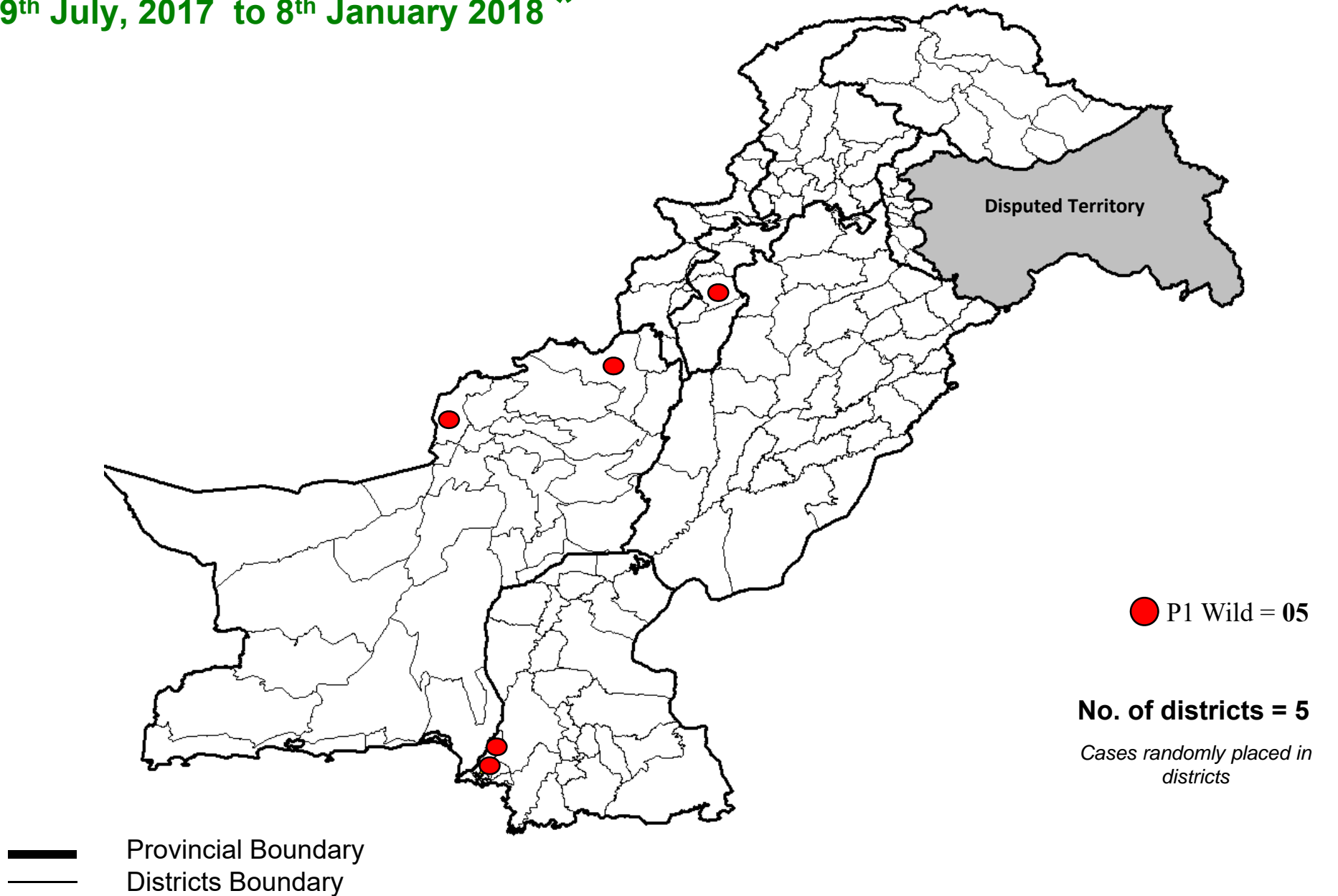
- District with last polio case in province
- Provincial Boundary
- Districts Boundary

Cases randomly placed in districts

\* Afp.rec Data as of 08-01-2018

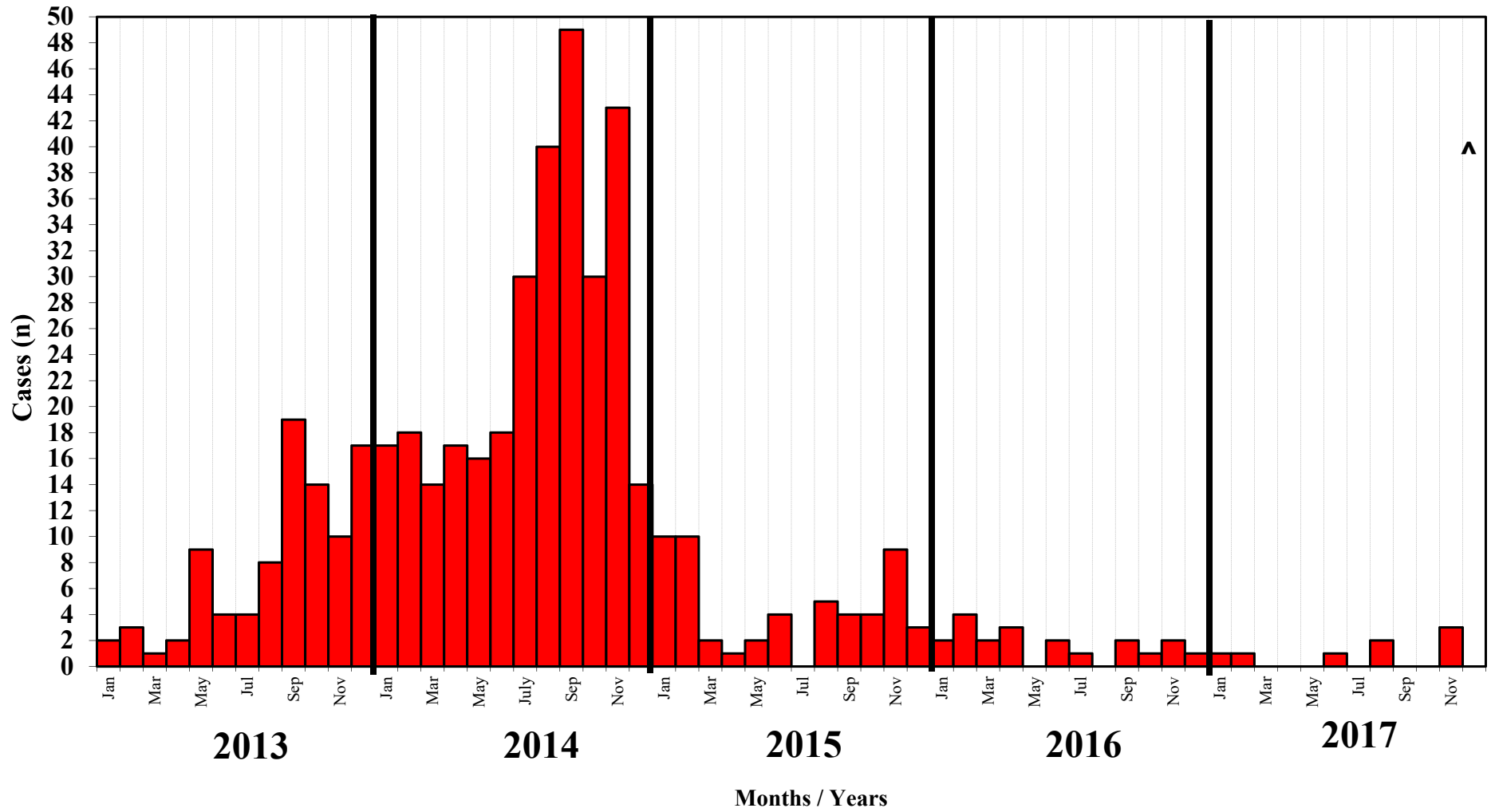
# Map 3: Wild Polio cases in the last 6 months

9<sup>th</sup> July, 2017 to 8<sup>th</sup> January 2018 \*



\* Afp.rec Data as of 08-01-2018

# Confirmed Polio Cases 2013-2017\*

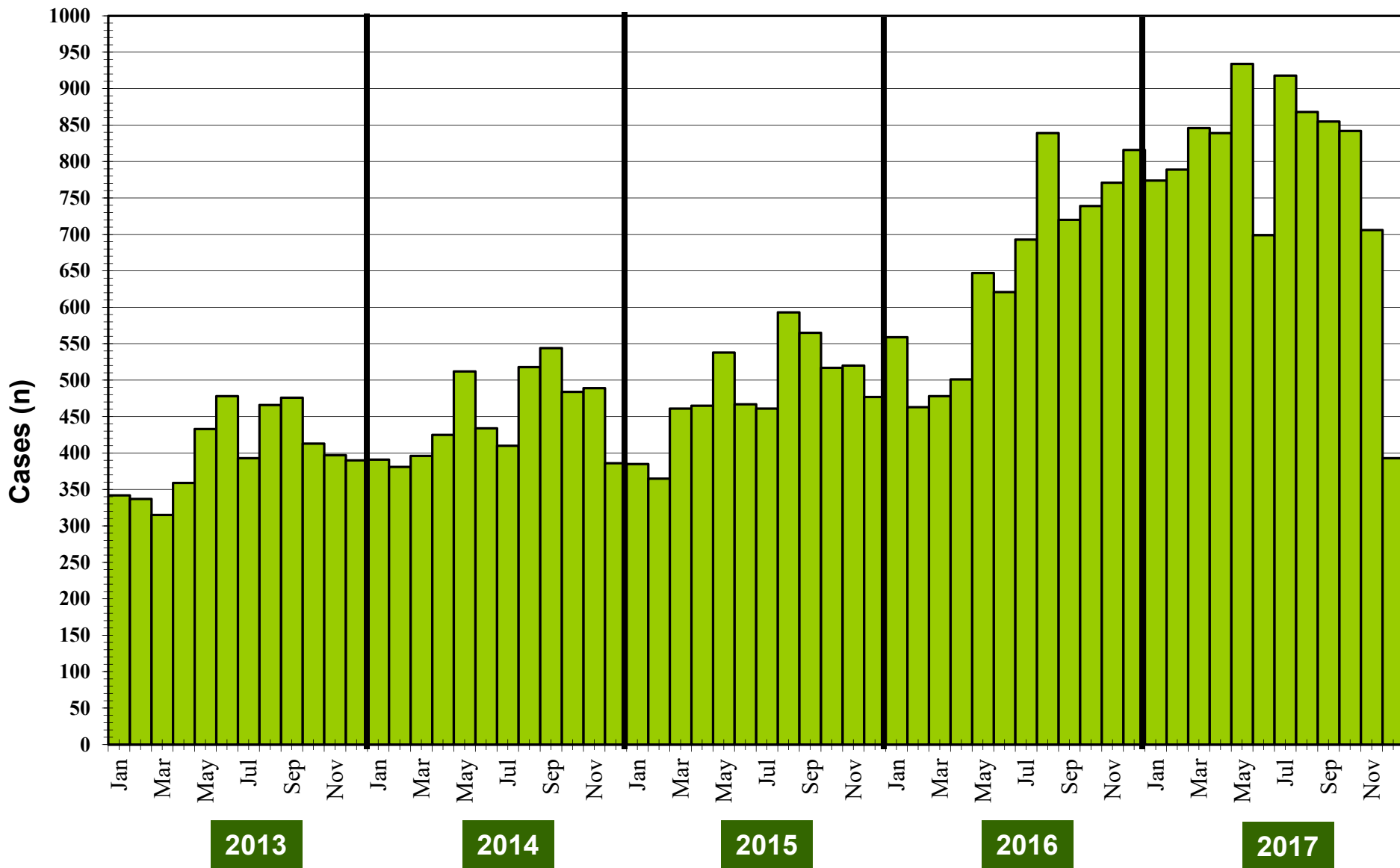


NSL1

^ Data incomplete

\* Afp.rec Data as of 08-01-2018

# Graph 1: Distribution of AFP Cases by Month, Pakistan 2013-2017\*



\* Afp.rec Data as of 08-01-2018

**Table 4: Distribution of AFP Cases By Week of Onset ^  
Pakistan- 2017\* [Week number / Ending on]**

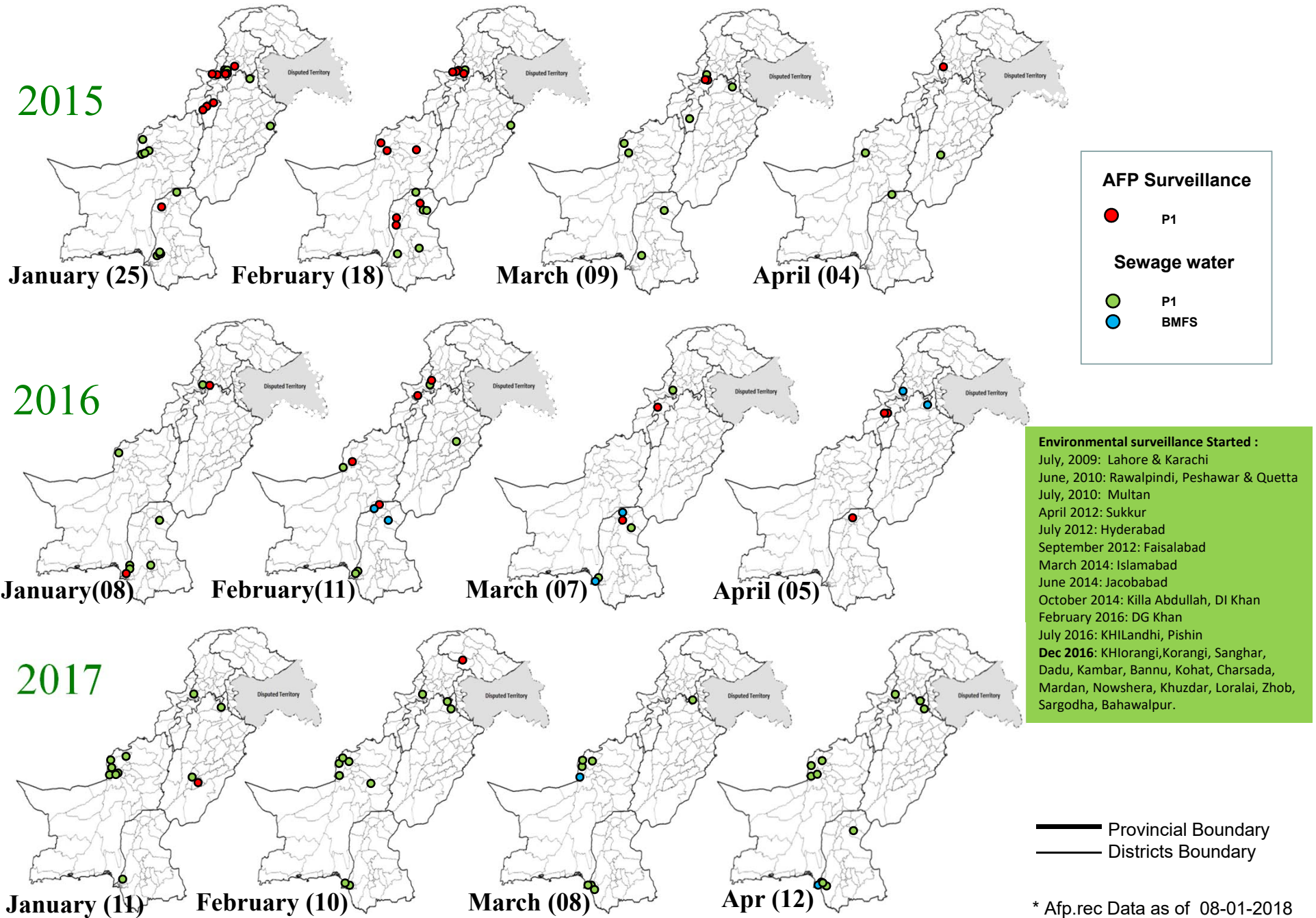
<b>PROVINCE</b>	<b>W 38 23 Sep 2017</b>	<b>W 39 30 Sep 2017</b>	<b>W 40 07 Oct 2017</b>	<b>W 41 14 Oct 2017</b>	<b>W 42 21 Oct 2017</b>	<b>W 43 28 Oct 2017</b>	<b>W 44 04 Nov 2017</b>	<b>W 45 11 Nov 2017</b>	<b>W 46 18 Nov 2017</b>	<b>W 47 25 Nov 2017</b>	<b>W 48 03 Dec 2017</b>	<b>W 49 09 Dec 2017</b>	<b>W 50 16 Dec 2017</b>	<b>W 51 23 Dec 2017</b>	<b>W 52 30 Dec 2017</b>
<b>PUNJAB</b>	69	74	79	69	79	69	55	60	79	70	82	80	72	6	0
<b>SINDH</b>	47	27	62	36	37	48	47	36	56	49	38	30	17	1	0
<b>FATA</b>	19	10	14	11	11	7	8	10	15	14	11	10	3	1	1
<b>BALUCHISTAN</b>	14	13	13	8	11	12	7	11	10	10	1	10	3	2	0
<b>AJK</b>	2	5	8	4	7	3	5	4	4	1	5	2	1	0	0
<b>GILGIT BILTISTAN</b>	2	2	1	4	0	1	0	0	2	1	1	2	1	0	0
<b>ISLAMABAD</b>	2	0	4	5	3	4	2	4	0	1	0	1	1	0	0
<b>KPAKHTUNKHWA</b>	46	47	54	44	47	53	56	41	39	46	34	32	34	6	0
<b>PAKISTAN</b>	<b>201</b>	<b>178</b>	<b>235</b>	<b>181</b>	<b>195</b>	<b>197</b>	<b>180</b>	<b>166</b>	<b>205</b>	<b>192</b>	<b>172</b>	<b>167</b>	<b>132</b>	<b>16</b>	<b>1</b>

\* Afp.rec & Afplab.rec: Data as of 08-01-2018

^ MMWR Epidemiological Weeks

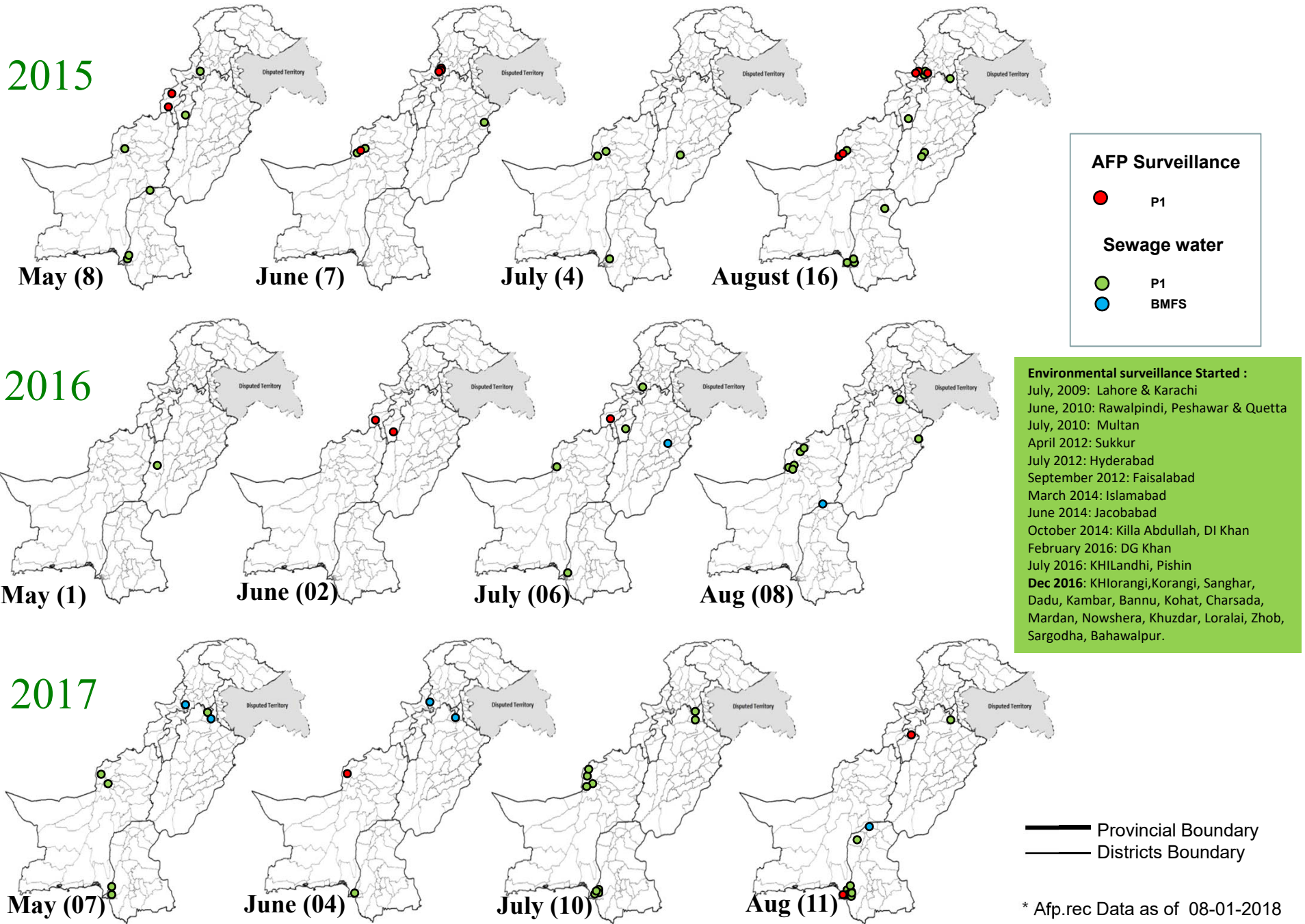


# Map 4: Monthly Comparison of Polio Cases/Isolates 2015-2017\*



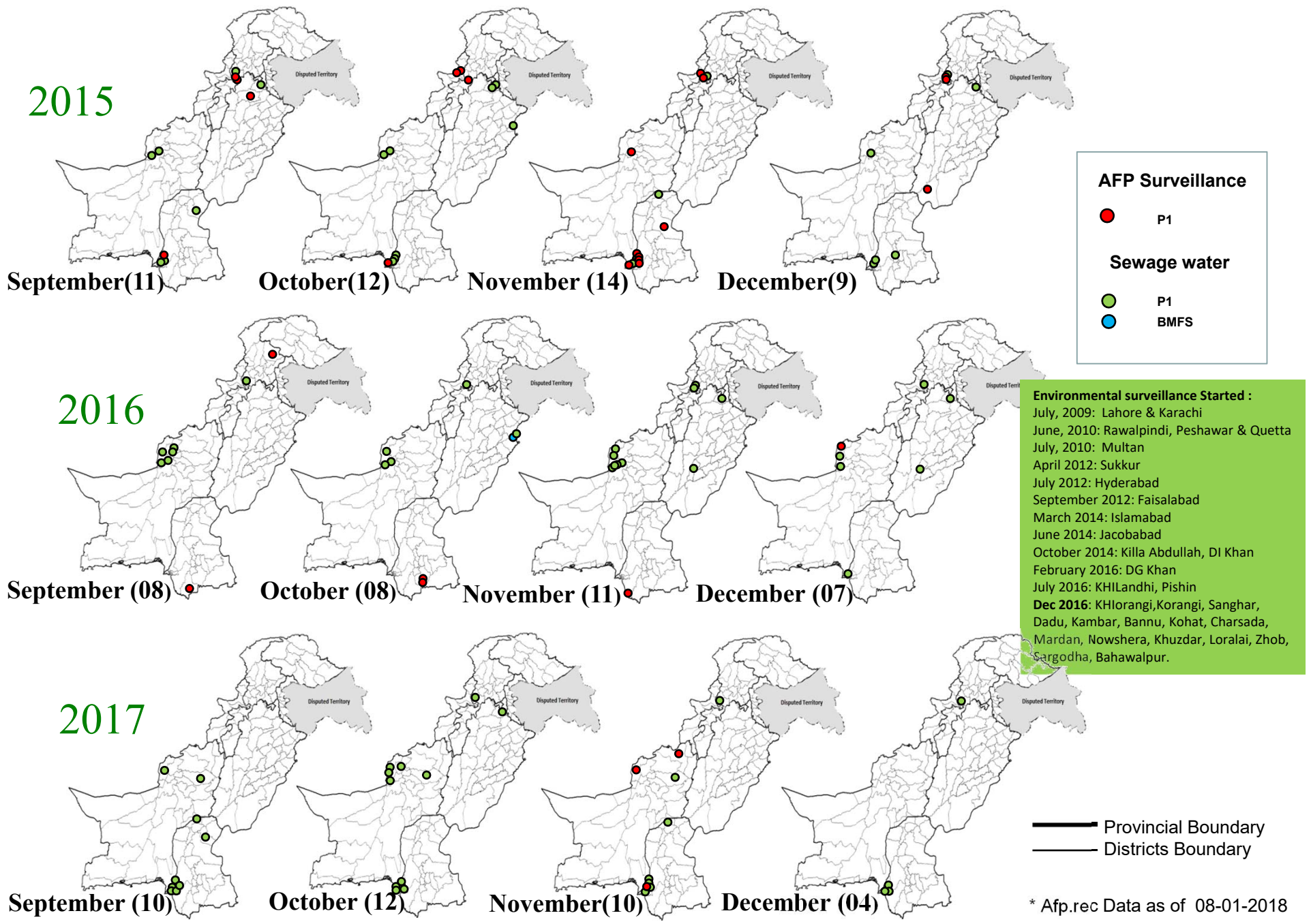
\* Afp.rec Data as of 08-01-2018

# Map 4.1: Monthly Comparison of Polio Cases/Isolates 2015-2017\*



\* Afp.rec Data as of 08-01-2018

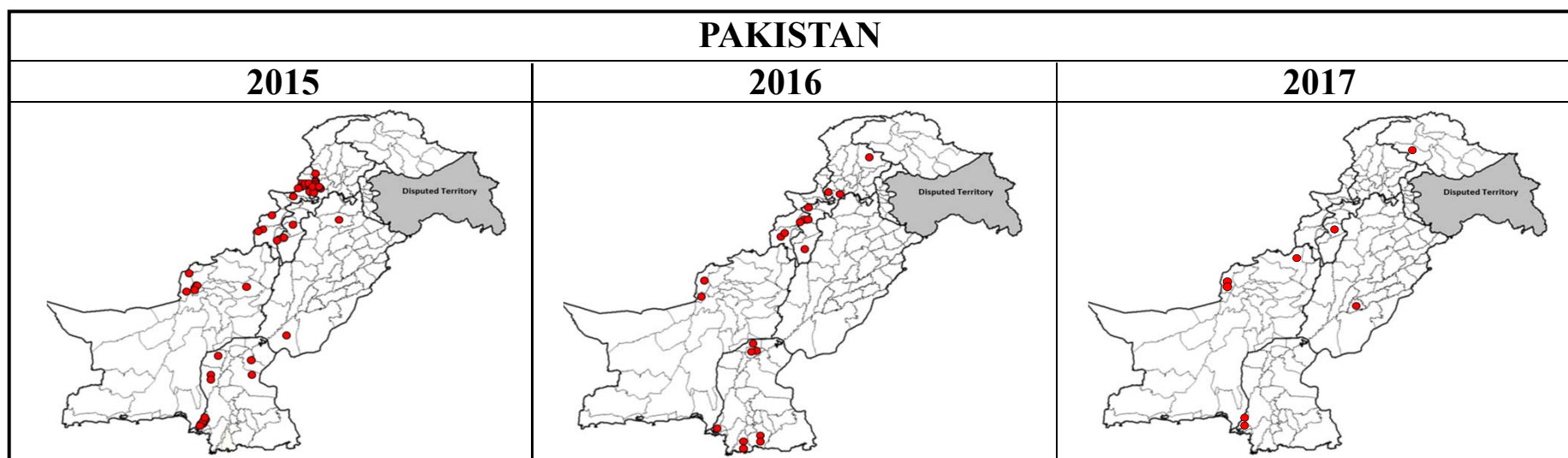
# Map 4.2: Monthly Comparison of Polio Cases/Isolates 2015-2017\*



\* Afp.rec Data as of 08-01-2018

# Table 5: Polio Eradication Update, Pakistan 2015-2017\*

Province/Region	Polio 1		
	2015	2016	2017
FATA	16	02	-
KP	17	08	01
SINDH	12	08	02
PUNJAB	02	-	01
BALUCHISTAN	07	02	03
AJK	-	-	-
Gilgit-Baltistan	-	-	01
ISLAMABAD	-	-	-
<b>PAKISTAN</b>	<b>54</b>	<b>20</b>	<b>08</b>

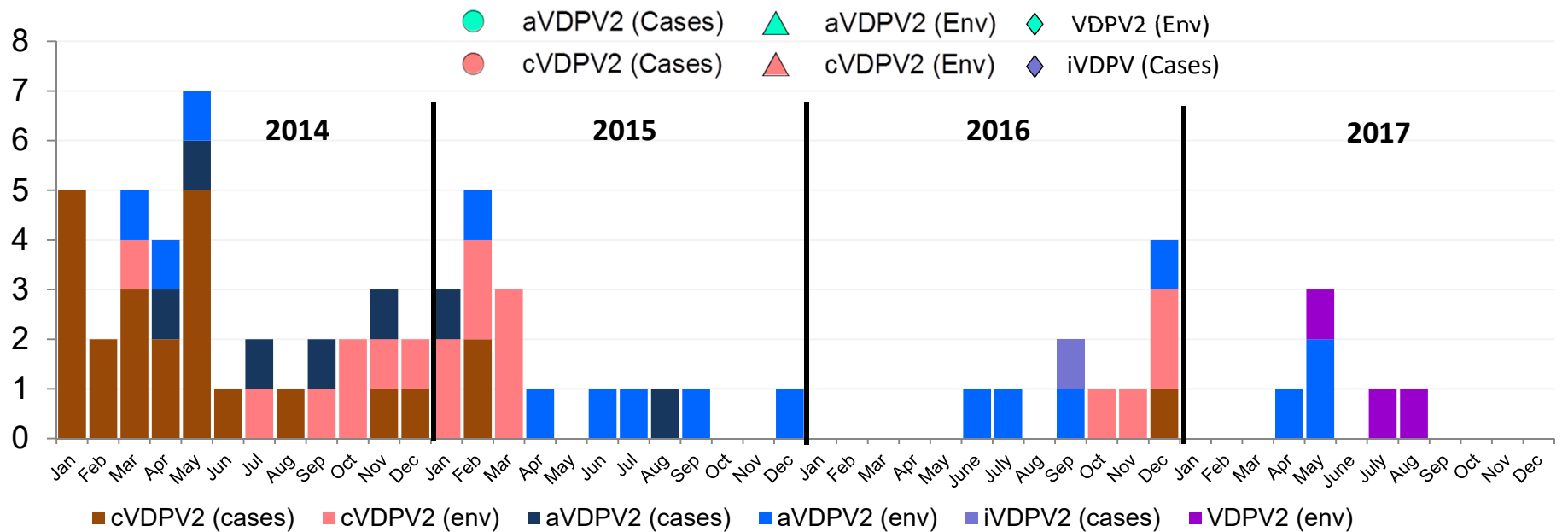
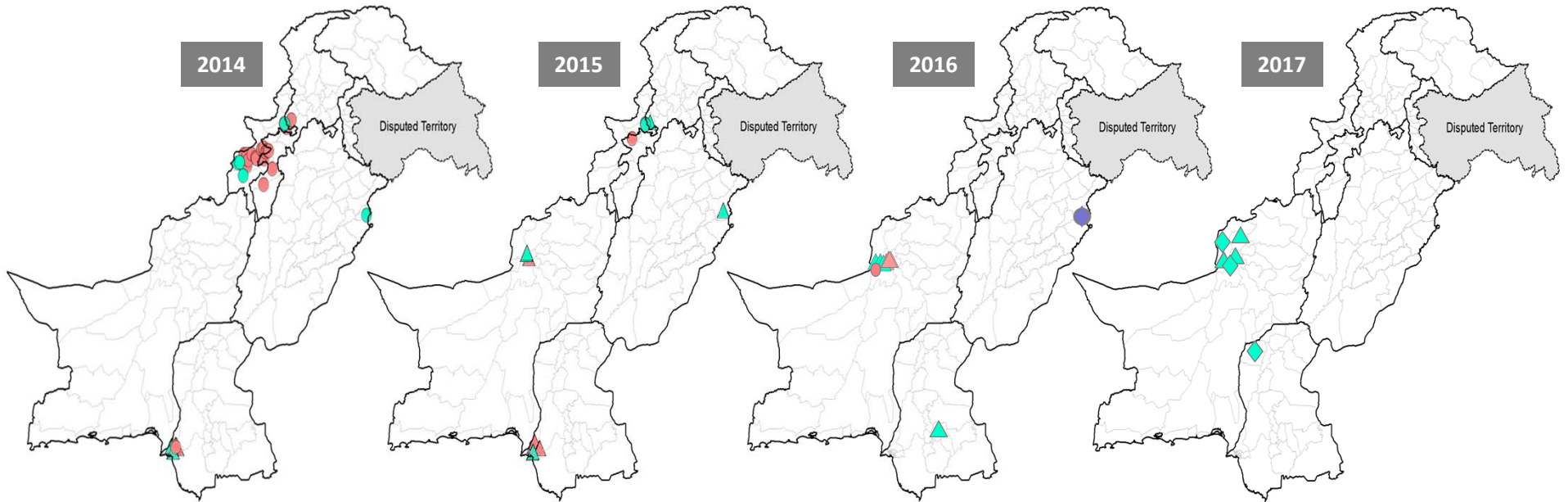


\* Afp.rec Data as of 08-01-2018

# VDPV2 isolates, 2013 to 2017\*

DISTRICT	2013		2014				2015				2016						2017											
	aVDPV-2		cVDPV-2		aVDPV-2		cVDPV-2		aVDPV-2		cVDPV-2		aVDPV-2		iVDPV-2		cVDPV-2		VDPV 2		aVDPV-2		iVDPV-2		cVDPV-2		VDPV 2	
	Cases	Env	Cases	Env	Cases	Env	Cases	Env	Cases	Env	Cases	Env	Cases	Env	Cases	Env	Cases	Env	Env	Cases	Env	Cases	Env	Cases	Env	Env		
JAFARABAD		1																										
MASTUNG		1																										
PISHIN																									1			
QUETTA								2	1			3				1	4							2			1	
KABDULAH																											1	
<b>BALOCHISTAN</b>		<b>2</b>						<b>2</b>	<b>1</b>			<b>3</b>				<b>1</b>	<b>4</b>							<b>3</b>			<b>2</b>	
FR BANNU							8																					
KHYBER					1	2		1	1																			
MOHMAND		1																										
WAZIR-N		41			2	7																						
WAZIR-S					1																							
<b>FATA</b>		<b>42</b>			<b>4</b>	<b>17</b>		<b>1</b>	<b>1</b>																			
BANNU						1																						
HANGU									1																			
LAKKIMRWT						1																						
PESHAWAR						1		1																				
<b>KPAKHTUNKHWA</b>						<b>3</b>		<b>1</b>	<b>1</b>																			
LAHORE					1			1					1															
<b>PUNJAB</b>					<b>1</b>			<b>1</b>					<b>1</b>															
KAMBAR																											1	
KHIGADAP		4	2		2	1	7				6																	
KHIGIQBAL					1				2																			
KHIGULBERG								1																				
HYDERABAD													1															
<b>SINDH</b>		<b>4</b>	<b>2</b>		<b>3</b>	<b>1</b>	<b>7</b>	<b>1</b>	<b>2</b>	<b>6</b>		<b>1</b>															<b>1</b>	
<b>PAKISTAN</b>		<b>48</b>	<b>2</b>		<b>5</b>	<b>3</b>	<b>21</b>	<b>7</b>	<b>2</b>	<b>6</b>	<b>2</b>	<b>7</b>	<b>4</b>	<b>1</b>		<b>1</b>	<b>4</b>							<b>3</b>			<b>3</b>	

# VDPV isolates (Cases + ES), 2014 – 2017\*



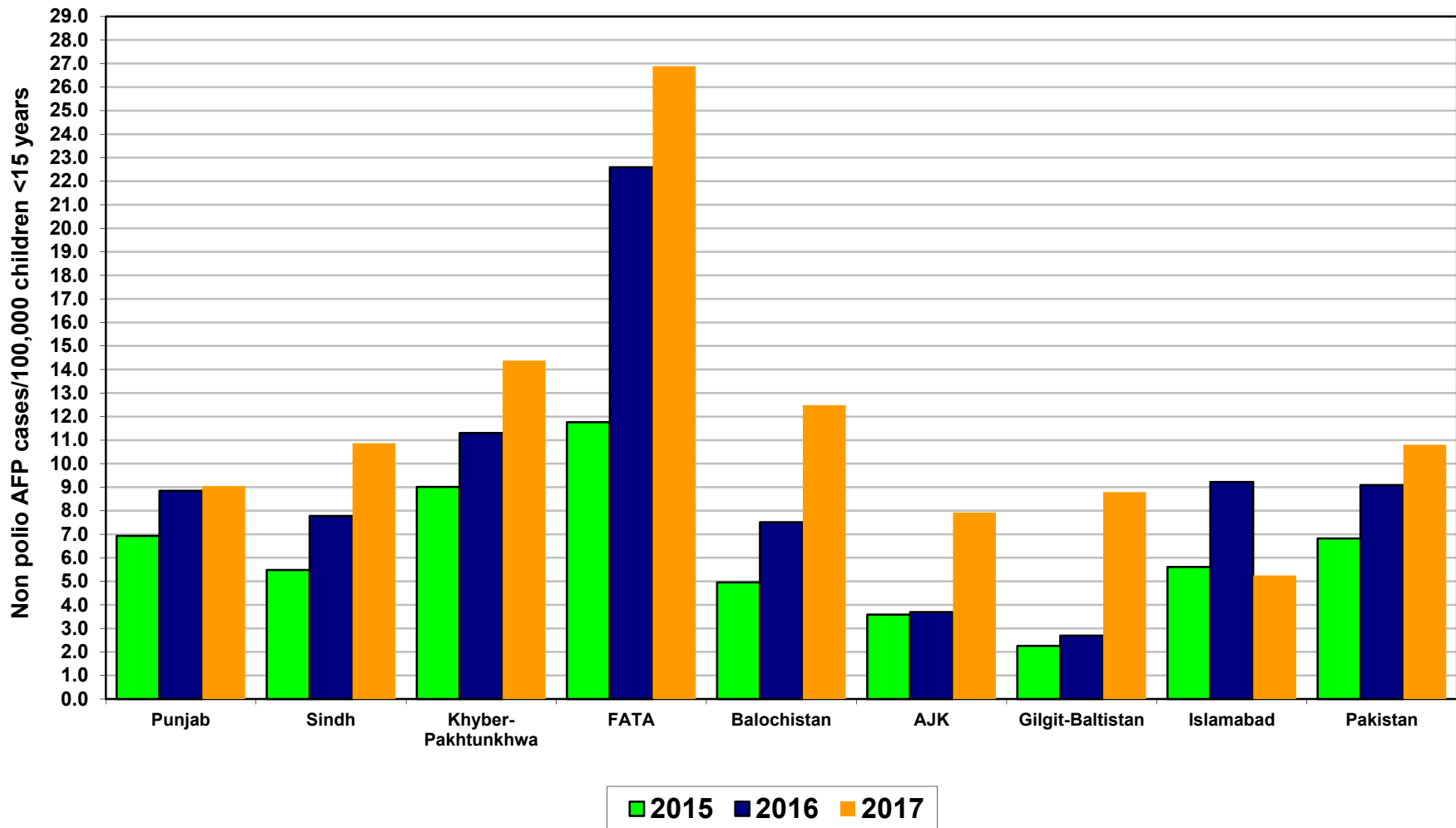
\* Afp.rec Data as of 08-01-2018

**Table 6: Vaccination status of non polio AFP cases age 6-59 months 2015-2017\***

REGION	0 dose			1-2 doses			3 doses			4-6 doses			7+ doses		
	15	16	17	15	16	17	15	16	17	15	16	17	15	16	17
Central Punjab	0%	0%	0%	0%	0%	0%	0%	1%	1%	3%	3%	3%	96%	97%	96%
North Punjab	0%	0%	0%	0%	0%	0%	1%	0%	1%	3%	2%	1%	95%	98%	96%
South Punjab	0%	0%	0%	0%	0%	0%	1%	0%	0%	2%	2%	2%	97%	98%	97%
<b>PUNJAB</b>	<b>0%</b>	<b>0%</b>	<b>0%</b>	<b>0%</b>	<b>0%</b>	<b>0%</b>	<b>0%</b>	<b>0%</b>	<b>1%</b>	<b>3%</b>	<b>2%</b>	<b>2%</b>	<b>96%</b>	<b>97%</b>	<b>97%</b>
Karachi	2%	0%	1%	3%	1%	1%	1%	1%	1%	5%	5%	7%	89%	93%	90%
North Sindh	0%	0%	0%	1%	0%	0%	1%	0%	0%	8%	5%	2%	90%	94%	97%
South Sindh	0%	0%	0%	1%	1%	0%	1%	1%	1%	7%	6%	4%	91%	92%	95%
<b>SINDH</b>	<b>0%</b>	<b>0%</b>	<b>0%</b>	<b>1%</b>	<b>1%</b>	<b>0%</b>	<b>1%</b>	<b>1%</b>	<b>0%</b>	<b>7%</b>	<b>5%</b>	<b>4%</b>	<b>90%</b>	<b>93%</b>	<b>95%</b>
Central Khyber Pakhtunkhwa	1%	0%	0%	1%	0%	0%	1%	0%	0%	3%	1%	1%	94%	99%	98%
North Khyber Pakhtunkhwa	1%	1%	0%	1%	1%	2%	1%	0%	1%	4%	2%	3%	94%	96%	94%
South Khyber Pakhtunkhwa	1%	0%	0%	1%	1%	2%	2%	1%	2%	11%	1%	3%	83%	96%	92%
<b>Khyber Pakhtunkhwa</b>	<b>1%</b>	<b>0%</b>	<b>0%</b>	<b>1%</b>	<b>1%</b>	<b>1%</b>	<b>1%</b>	<b>0%</b>	<b>1%</b>	<b>5%</b>	<b>1%</b>	<b>2%</b>	<b>91%</b>	<b>97%</b>	<b>95%</b>
<b>FATA</b>	<b>3%</b>	<b>0%</b>	<b>0%</b>	<b>3%</b>	<b>2%</b>	<b>0%</b>	<b>4%</b>	<b>1%</b>	<b>1%</b>	<b>7%</b>	<b>10%</b>	<b>8%</b>	<b>84%</b>	<b>88%</b>	<b>91%</b>
Rest of Balochistan	11%	7%	3%	9%	7%	9%	2%	2%	3%	25%	23%	13%	54%	62%	71%
North Balochistan	11%	0%	4%	14%	3%	6%	0%	3%	2%	17%	10%	10%	57%	83%	78%
Quetta Block	3%	1%	2%	15%	1%	2%	9%	4%	4%	12%	10%	7%	61%	83%	86%
<b>BALUCHISTAN</b>	<b>9%</b>	<b>2%</b>	<b>2%</b>	<b>12%</b>	<b>3%</b>	<b>5%</b>	<b>3%</b>	<b>3%</b>	<b>2%</b>	<b>19%</b>	<b>13%</b>	<b>9%</b>	<b>56%</b>	<b>80%</b>	<b>81%</b>
<b>PAKISTAN</b>	<b>1%</b>	<b>0%</b>	<b>0%</b>	<b>1%</b>	<b>1%</b>	<b>1%</b>	<b>1%</b>	<b>1%</b>	<b>1%</b>	<b>5%</b>	<b>4%</b>	<b>4%</b>	<b>92%</b>	<b>95%</b>	<b>95%</b>

\* Afp.rec Data as of 08-01-2018

# Non Polio AFP Rate By Province/Regions, 2015-2017\*

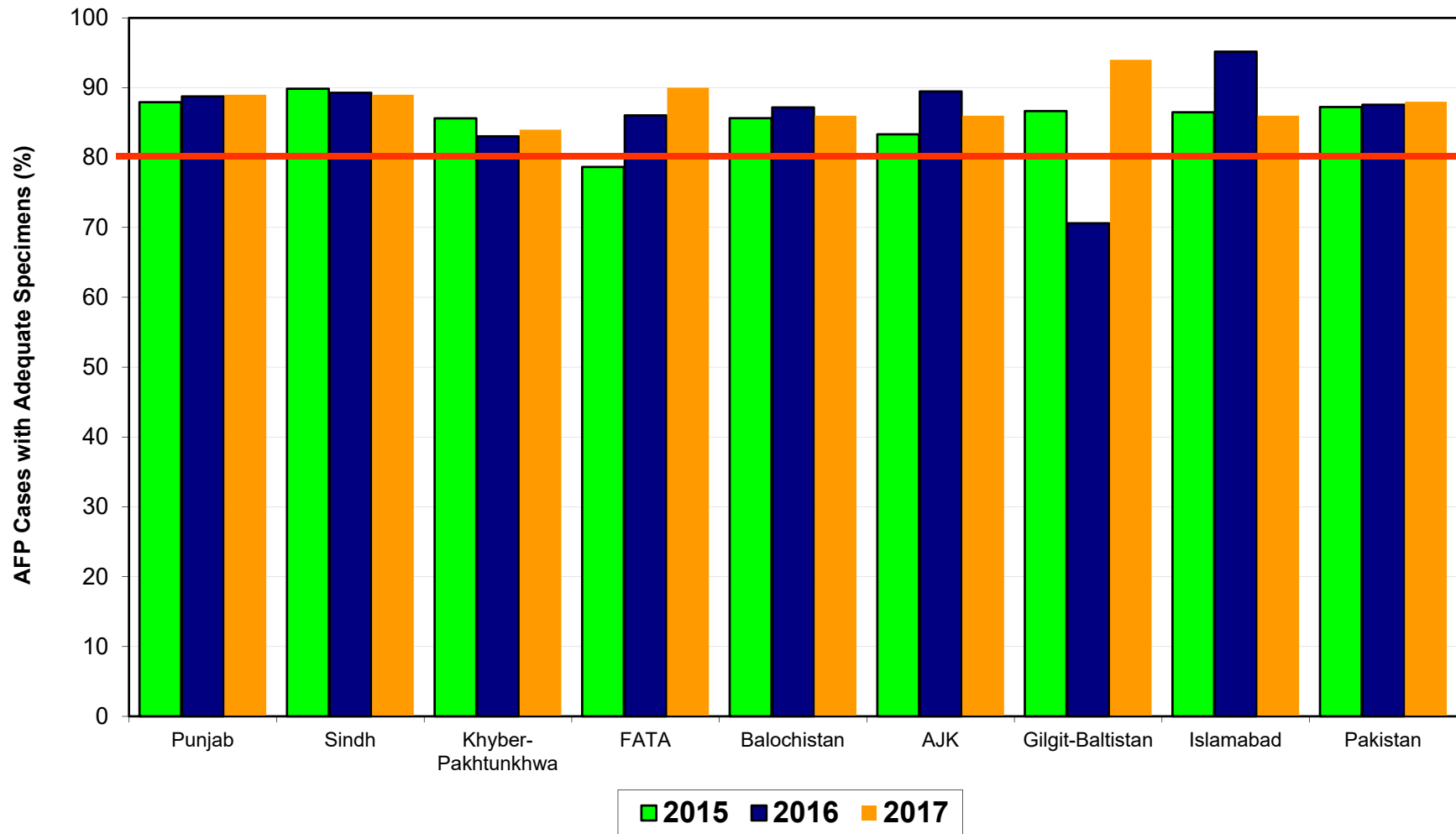


Minimum Target Non-Polio AFP Rate for Tier-1 and Tier-2 districts is 6/100000 < 15 years of the age  
 Minimum Target Non-Polio AFP Rate for Tier-3 and Tier-4 districts is 3/100000 < 15 years of the age

\* Afp.rec Data as of 08-01-2018



# Percent AFP Cases with Adequate Specimens By Province/Regions, 2015-2017\*



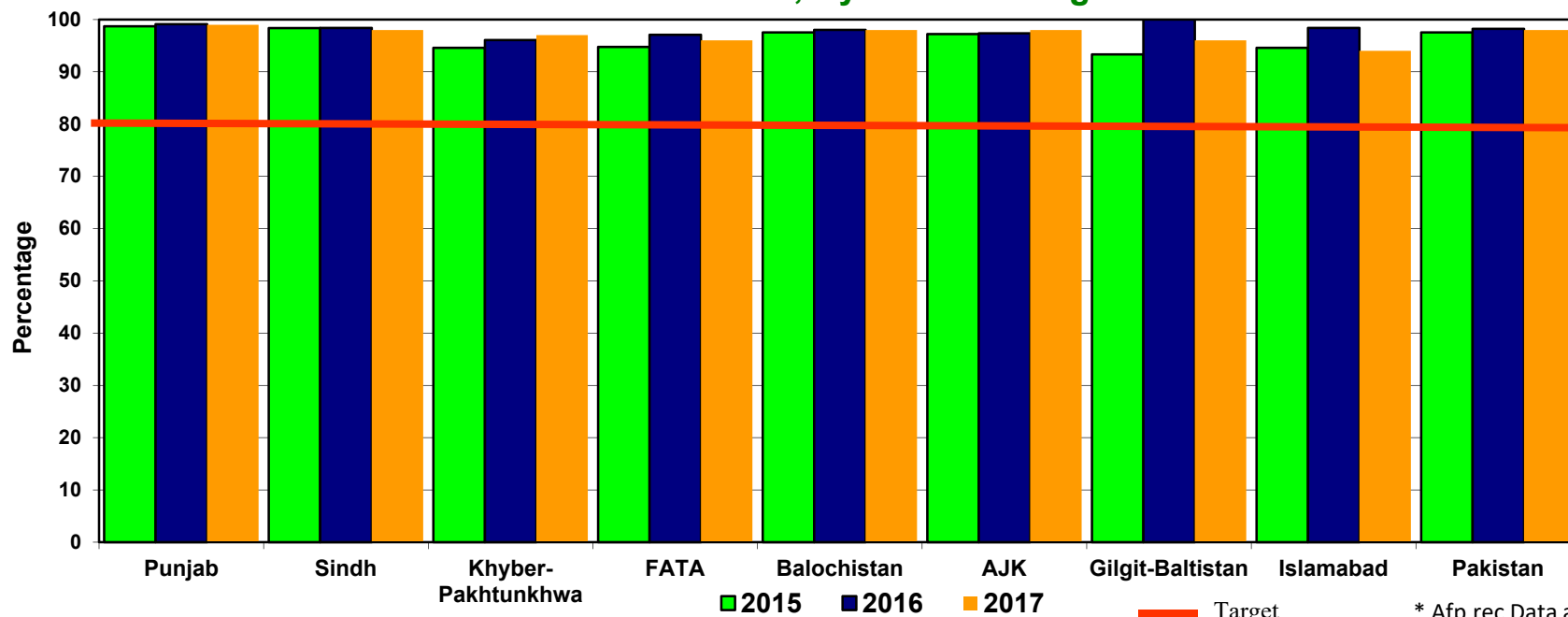
\* Afp.rec Data as of 08-01-2018

— Target Adequate Sample cases = 80%

**Graph 5: Percent AFP Cases Notified within 07 days of paralysis onset  
2015 - 2017\*; By Province/Regions**



**Graph 6: Percent AFP Cases Investigated within 48 hours of notification  
2015 ~ 2017\*; By Province/Regions**

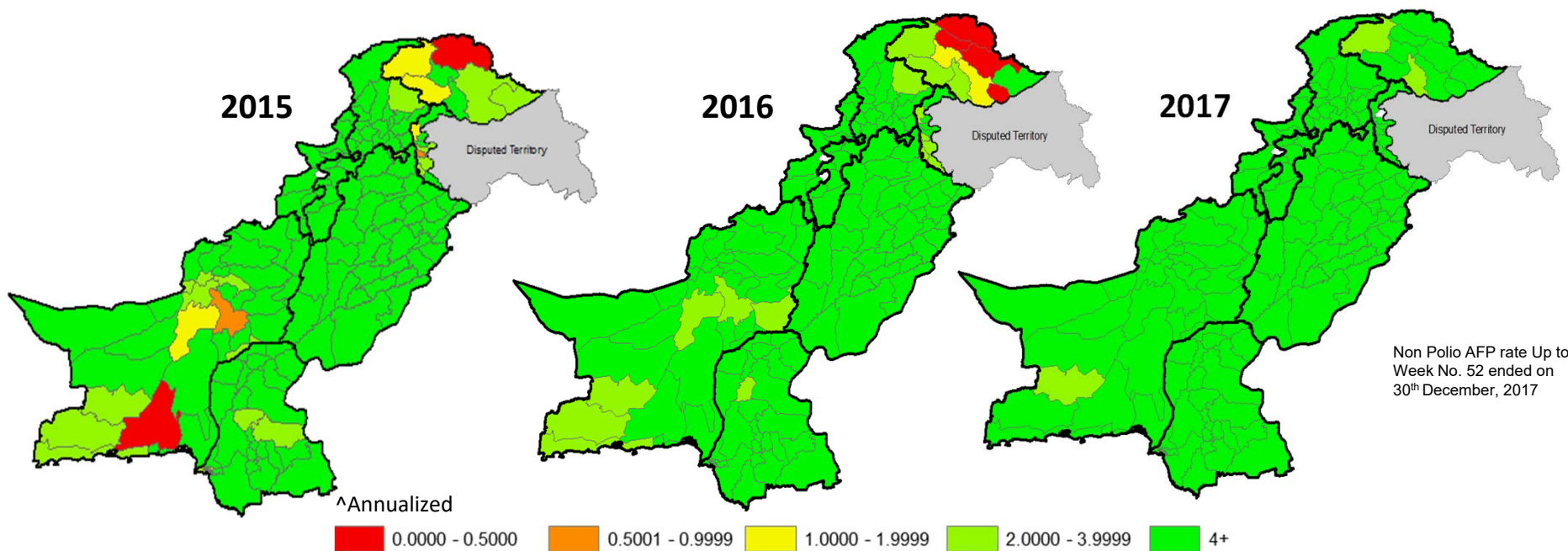


■ 2015 ■ 2016 ■ 2017

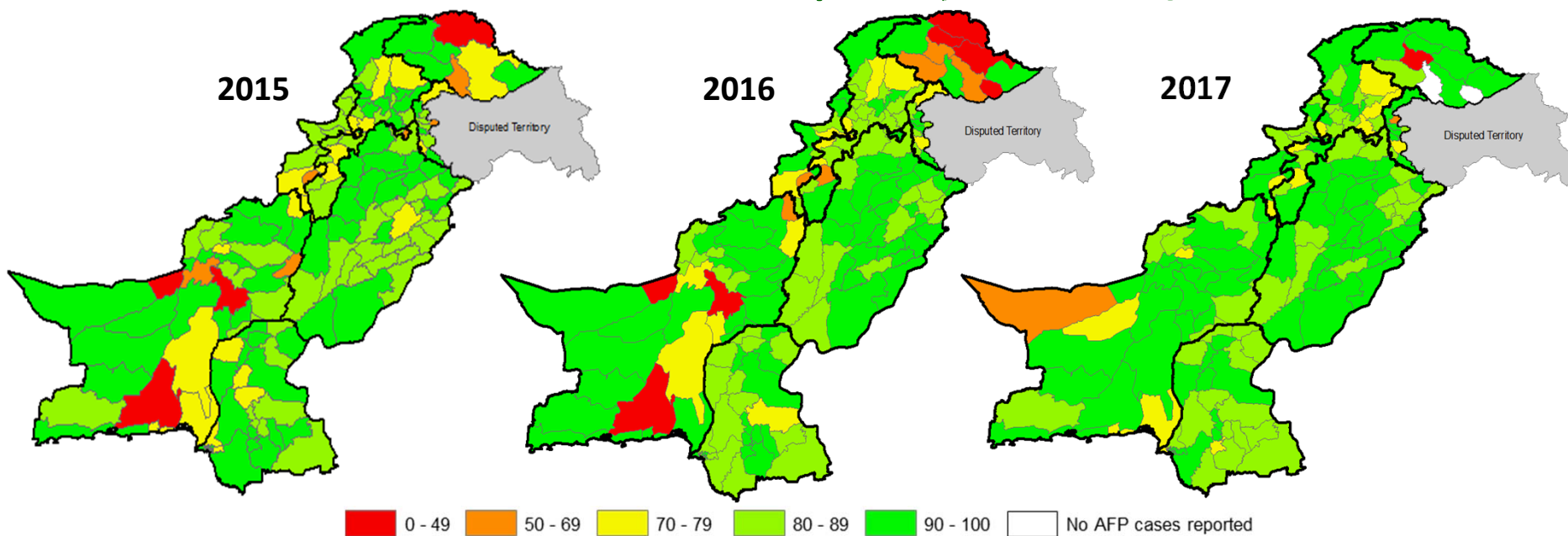
— Target

\* Afp.rec Data as of 08-01-2018

## Non-Polio ^ AFP Rate by District



## Percent AFP Cases with Adequate Specimens, by District



**Table 7.3: AFP CASES PENDING FOR CLASSIFICATION  
WITH DATE OF ONSET MORE THAN 90 DAYS\* 2017 (1/3)**

S. No	DISTRICT	TEHSIL	EPID	SEX	AGE	DONSET	DOSESE	DSTOOL1	DSTOOL2	LAB	FEVER	ASVM	PROG	FUP	PEND (DAYS)
1	BHAKKAR	KALUR KOT	PB/44/17/035	M	168	24-07-17	7+	12-08-17	13-08-17	NVI	Y	N	Y	Y	168
2	BHAKKAR	BHAKKAR	PB/44/17/043	M	96	07-09-17	7+	23-09-17	24-09-17	NVI	N	N	Y	Y	123
3	DGKHAN	DGKHAN	PB/81/17/167	M	14	18-09-17	7+	06-10-17	08-10-17	NVI	N	Y	Y	Y	112
4	DGKHAN	DGKHAN	PB/81/17/191	M	4	20-08-17	7+				N	N	Y	Y	141
5	DGKHAN	DGKHAN	PB/81/17/193	F	48	03-09-17	7+	LATE NOTIFIED			Y	Y	Y	Y	127
6	DGKHAN	DGKHAN	PB/81/17/204	M	3	24-09-17	4				Y	Y	Y	Y	106
7	FAISALABAD	FAISALABAD CITY	PB/51/17/198	F	108	03-09-17	7+	22-09-17	23-09-17	EV	Y	N	Y	Y	127
8	GUJRANWALA	WAZIRABAD	PB/21/17/164	F	144	17-08-17	7+	10-09-17	12-09-17	EV	N	Y	Y	Y	144
9	GUJRANWALA	WAZIRABAD	PB/21/17/171	M	96	09-08-17	7+	16-09-17	18-09-17	NVI	N	Y	Y	Y	152
10	GUJRANWALA	KHIALI SHAHPUR	PB/21/17/184	F	147	20-09-17	7+	15-10-17	16-10-17	NVI	Y	Y	Y	Y	110
11	GUJRANWALA	NOWSHERA VIRKAN	PB/21/17/186	M	96	28-09-17	7+	18-10-17	19-10-17	NVI	N	Y	Y	Y	102
12	GUJRANWALA	NOWSHERA VIRKAN	PB/21/17/191	M	60	19-09-17	7+	21-10-17	22-10-17	NVI	N	Y	Y	Y	111
13	GUJRAT	KHARIAN	PB/23/17/097	M	99	11-09-17	5	06-10-17	07-10-17	NVI	N	Y	Y	Y	119
14	HAFIZABAD	PINDI BHATTIAN	PB/22/17/053	F	156	28-07-17	7+	10-08-17	12-08-17	NVI	N	N	Y	Y	164
15	HAFIZABAD	PINDI BHATTIAN	PB/22/17/060	F	36	18-08-17	7+	25-08-17		NVI	Y	N	Y	DIED	143
16	HAFIZABAD	HAFIZABAD	PB/22/17/064	F	9	17-08-17	7+	09-09-17	10-09-17	NVI	Y	Y	N	Y	144
17	JHANG	JHANG	PB/53/17/076	F	24	26-09-17	7+	DIED BEFORE STOOL			Y	N	Y	DIED	104
18	JHELUM	PIND DADAN KHAN	PB/14/17/040	M	36	20-07-17	7+				N	N	Y	Y	172
19	KASUR	PATTOKI	PB/32/17/087	M	148	28-07-17	7+	LATE NOTIFIED			Y	N	Y	Y	164
20	KASUR	PATTOKI	PB/32/17/090	M	14	10-07-17	7+				Y	Y	Y	Y	182
21	KHUSHAB	KHUSHAB	PB/42/17/037	M	30	29-07-17	7+				N	Y	UK	Y	163
22	LAHORE	SHALAMAR TOWN	PB/31/17/205	M	203	04-09-17	7+	23-09-17	24-09-17	EV	Y	Y	Y	Y	126
23	LAHORE	RAVI TOWN	PB/31/17/204	M	18	20-07-17	7+	LATE NOTIFIED			Y	Y	Y	Y	172
24	LAHORE	NISHTAR TOWN	PB/31/17/211	F	7	04-05-17	7+				Y	Y	Y	Y	249
25	MBDIN	MANDI BAHAUDDIN	PB/24/17/038	M	132	20-08-17	7+	DIED BEFORE STOOL			Y	Y	Y	DIED	141
26	MBDIN	MANDI BAHAUDDIN	PB/24/17/027	F	4	03-07-17	5				N	Y	Y	DIED	189
27	MBDIN	MALAKWAL	PB/24/17/052	F	60	25-08-17	7+	LATE NOTIFIED			Y	N	N	Y	136
28	MIANWALI	MIANWALI	PB/43/17/051	F	9	30-07-17	7+	01-08-17		NVI	Y	N	Y	DIED	162
29	MIANWALI	MIANWALI	PB/43/17/063	M	24	03-09-17	7+	DIED BEFORE STOOL			Y	N	Y	DIED	127
30	MUZFARGARH	KOT ADDU	PB/83/17/194	M	49	03-09-17	7+	20-09-17	21-09-17	EV	Y	N	Y	Y	127
31	MUZFARGARH	ALIPUR	PB/83/17/199	M	21	12-09-17	7+	27-09-17	29-09-17	NVI	Y	Y	Y	Y	118
32	MUZFARGARH	MUZFARGARH	PB/83/17/230	F	24	21-06-17	7+	LATE NOTIFIED			Y	Y	Y	Y	201
33	MUZFARGARH	ALIPUR	PB/83/17/198	M	66	10-08-17	7+	26-09-17	28-09-17	NVI	Y	Y	Y	Y	151
34	NANKANASAHIB	SANGLAHILL	PB/35/17/070	F	15	15-09-17	7+	25-10-17	27-10-17	EV	Y	Y	Y	Y	115
35	NAROWAL	SHAKARGARH	PB/26/17/039	F	36	05-08-17	7+	20-09-17	21-09-17	EV	Y	Y	Y	Y	156
36	NAROWAL	NAROWAL	PB/26/17/044	M	30	08-09-17	7+	10-10-17	13-10-17	EV	Y	N	Y	Y	122
37	OKARA	DEPALPUR	PB/34/17/101	M	36	01-10-17	7+	04-11-17	05-11-17	NVI	Y	Y	Y	Y	99
38	OKARA	OKARA	PB/34/17/103	M	48	06-10-17	7+	07-11-17	08-11-17	NVI	N	N	N	Y	94
39	PAKPATTEN	ARIF WALA	PB/66/17/070	M	36	06-10-17	7+	27-10-17	28-10-17	EV	N	N	N	Y	94
40	RAJANPUR	ROJHAN	PB/82/17/100	F	48	13-04-17	7+	LATE NOTIFIED			Y	Y	UK	Y	270
41	RAJANPUR	ROJHAN	PB/82/17/120	F	58	26-09-17	7+	28-10-17	30-10-17	VACC	UK	N	Y	Y	104
42	RAJANPUR	RAJANPUR	PB/82/17/101	M	120	11-09-17	7+	30-09-17	01-10-17	NVI	Y	N	Y	Y	119

\* Afp.rec Data as of 08-01-2018

€ Based on recall of parents

60 days Follow-up not done

FUP = Residual Weakness at 60 days follow up.

**Table 7.3: AFP CASES PENDING FOR CLASSIFICATION  
WITH DATE OF ONSET MORE THAN 90 DAYS\* 2017 (2/3)**

S. No	DISTRICT	TEHSIL	EPID	SEX	AGE	DONSET	DOSESE	DSTOOL1	DSTOOL2	LAB	FEVER	ASVM	PROG	FUP	PEND (DAYS)
43	RAJANPUR	RAJANPUR	PB/82/17/132	F	22	08-08-17	7+	LATE NOTIFIED			Y	Y	UK		153
44	RAWALPINDI	MURREE	PB/11/17/172	M	120	03-10-17	7+	22-10-17	24-10-17	NVI	Y	Y	Y		97
45	SARGODHA	SAHIWAL	PB/41/17/101	M	11	13-09-17	7+	17-10-17	18-10-17	NVI	Y	Y	Y		117
46	SIALKOT	SIALKOT	PB/25/17/069	M	18	24-07-17	7+	06-09-17	07-09-17	NVI	Y	Y	Y	Y	168
47	SIALKOT	SIALKOT	PB/25/17/073	F	110	31-08-17	7+	12-09-17	15-09-17	NVI	N	Y	Y	Y	130
48	TTSINGH	KAMALIA	PB/52/17/077	F	1	29-06-17	0	21-07-17	22-07-17		N	Y	Y		193
49	BADIN	TANDO BAGO	SD/23/17/055	F	60	03-10-17	7+	08-10-17		NVI	Y	Y	Y	DIED	97
50	GHOTKI	DAHARKI	SD/42/17/087	F	15	09-10-17	7+	07-11-17	08-11-17	NVI	N	Y	Y	Y	91
51	KHIGIQBAL	G-IQBAL	SD/65/17/024	F	132	30-09-17	7+	15-10-17	16-10-17	NVI	N	N	Y	Y	100
52	KHILIAQAT	LIAQATABAD	SD/70/17/019	F	10	22-07-17	7+	28-10-17	29-10-17	NVI	Y	Y	Y	Y	170
53	KHIMALIR	MALIR	SD/72/17/023	F	36	28-09-17	7+	30-10-17	31-10-17	EV	N	N	Y		102
54	KHIORANGI	ORANGI	SD/75/17/029	M	51	20-09-17	7+	08-11-17	10-11-17	NVI	Y	N	Y		110
55	SANGHAR	TANDO ADAM	SD/32/17/040	M	5	25-07-17	7+	13-08-17	15-08-17	VACC	Y	N	Y	Y	167
56	SUKKUR	PANO AQIL	SD/41/17/082	F	36	03-08-17	7+	LATE NOTIFIED			Y	Y	Y	Y	158
57	BATAGRAM	BATAGRAM	KP/11/17/035	F	6	08-10-17	1	08-11-17	26-11-17	NVI	Y	Y	Y		92
58	DIRUPPER	DIR	KP/25/17/034	M	36	12-09-17	7+	08-10-17	09-10-17		Y	Y	Y		118
59	DIRUPPER	DIR	KP/25/17/037	M	175	07-10-17	7+	15-11-17	16-11-17	NVI	Y	N	Y		93
60	KARAK	KARAK	KP/51/17/063	M	13	25-09-17	7+	18-10-17	22-10-17	NVI	UK	UK	UK		105
61	KOHAT	KOHAT	KP/50/17/032	F	38	15-09-17	7+	30-10-17	31-10-17	EV	N	N	Y		115
62	MALAKAND	BATKHELA	KP/20/17/056	F	18	05-10-17	7+	01-11-17	03-11-17	NVI	Y	N	Y		95
63	MANSEHRA	MANSEHRA	KP/14/17/060	M	96	02-09-17	7+	15-10-17	16-10-17	EV	Y	N	UK		128
64	NOWSHERA	NOWSHERA	KP/32/17/062	M	78	18-09-17	7+	DIED BEFORE STOOL			Y	Y	UK	DIED	112
65	NOWSHERA	NOWSHERA	KP/32/17/075	F	48	20-09-17	7+	16-11-17		NVI	N	Y	N		110
66	PESHAWAR	PESHAWAR	KP/30/17/179	M	22	10-09-17	7+	27-09-17	28-09-17	NVI	N	Y	Y	Y	120
67	PESHAWAR	PESHAWAR	KP/30/17/228	F	18	25-09-17	7+	18-11-17	19-11-17	NVI	Y	Y	Y	Y	105
68	SHANGLA	PURAN	KP/26/17/044	M	41	15-09-17	7+	02-10-17	03-10-17	EV	N	Y	Y	Y	115
69	BOLAN	DHADAR	BN/42/17/008	M	168	01-09-17	0	LATE NOTIFIED			Y	Y	Y	Y	129
70	CHAGHAI	DALBANDIN	BN/13/17/007	F	14	31-08-17	7+	06-10-17	08-10-17	NVI	Y	Y	Y	Y	130
71	DBUGTI	SUI	BN/35/17/012	F	12	28-09-17	1	02-11-17	04-11-17	VACC	Y	Y	Y		102
72	JAFARABAD	SOHBAT PUR	BN/43/17/038	F	48	25-09-17	7+	03-11-17	04-11-17	NVI	Y	Y	Y	Y	105
73	KABDULAH	CHAMAN	BN/14/17/032	M	3	07-08-17	3	23-09-17	24-09-17	EV	Y	Y	N	Y	154
74	KABDULAH	CHAMAN	BN/14/17/037	F	48	02-10-17	7+	DIED BEFORE STOOL			Y	N	Y	DIED	98
75	KSAIFULAH	MUSMIL BAGH	BN/25/17/009	F	57	20-08-17	7+	22-09-17	23-09-17	EV	Y	Y	Y	Y	141
76	LORALAI	DUKI	BN/22/17/007	F	29	08-09-17	7+	23-09-17	24-09-17	VACC	Y	Y	Y	Y	122
77	LORALAI	LORALAI	BN/22/17/008	M	132	25-09-17	7+	DIED BEFORE STOOL			Y	Y	Y	DIED	105
78	PISHIN	KAREZAT	BN/12/17/028	F	5	24-09-17	6	16-10-17	17-10-17	NVI	Y	Y	Y		106
79	QUETTA	QUETTA CITY	BN/11/17/066	F	72	09-10-17	7+	02-11-17	03-11-17	VACC	Y	N	Y		91
80	BAGH	BAGH	AJ/50/17/008	M	1	26-05-17	3	DIED BEFORE STOOL			Y	N	Y	DIED	227
81	BAGH	DHIR KOT	AJ/50/17/017	M	72	18-08-17	7+	DIED BEFORE STOOL			Y	N	Y	DIED	143
82	BAGH	BAGH	AJ/50/17/024	M	32	15-09-17	7+	08-11-17	11-11-17	NVI	Y	Y	Y		115
83	HATTIAN	HATTIAN	AJ/90/17/001	F	156	05-03-17	3	30-03-17	31-03-17	NVI	Y	N	Y	Y	309
84	HATTIAN	HATTIAN	AJ/90/17/005	M	174	15-06-17	7+	21-07-17	22-07-17	NVI	N	N	N	Y	207

\* Afp.rec Data as of 08-01-2018

€ Based on recall of parents

60 days Follow-up not done

FUP = Residual Weakness at 60 days follow up.

**Table 7.3: AFP CASES PENDING FOR CLASSIFICATION  
WITH DATE OF ONSET MORE THAN 90 DAYS\* 2017 (3/3)**

S. No	DISTRICT	TEHSIL	EPID	SEX	AGE	DONSET	DOSESE€	DSTOOL1	DSTOOL2	LAB	FEVER	ASVM	PROG	FUP	PEND (DAYS)
85	HATTIAN	HATTIAN	AJ/90/17/008	F	30	18-09-17	7+	19-10-17	20-10-17	NVI	UK	Y	Y	Y	112
86	HAVELI	HAVELI	AJ/51/17/002	M	13	18-02-17	7+	24-05-17	25-05-17	EV	N	Y	Y	Y	324
87	HAVELI	HAVELI	AJ/51/17/006	M	60	07-08-17	7+	DIED BEFORE STOOL			Y	N	Y	DIED	154
88	KOTLI	KOTLI	AJ/30/17/002	F	156	01-01-17	7+	17-02-17			Y	Y	Y	Y	372
89	KOTLI	NAKIAL	AJ/30/17/016	M	136	08-09-17	7+	30-10-17			Y	Y	Y	Y	122
90	MIRPUR	MIRPUR	AJ/20/17/002	F	42	20-01-17	7+	19-02-17		NVI	Y	N	N	Y	353
91	MIRPUR	MIRPUR	AJ/20/17/007	F	59	17-06-17	7+	DIED BEFORE STOOL			N	Y	Y	DIED	205
92	NEELUM	AUTHMUQAM	AJ/80/17/004	F	18	05-09-17	5	30-10-17	31-10-17	NVI	N	N	Y	Y	125
93	POONCH	HAJIRA	AJ/40/17/008	M	136	08-02-17	7+	14-03-17	15-03-17	NVI	N	N	Y	Y	334
94	POONCH	HAJIRA	AJ/40/17/013	F	24	19-03-17	7+	28-04-17	29-04-17	NVI	Y	Y	Y	DIED	295
95	SUDNUTI	PALLANDARI	AJ/70/17/003	F	24	14-07-17	7+	06-08-17	07-08-17	NVI	Y	N	Y	Y	178
96	SKARDU	SKARDU	GB/21/17/003	M	72	04-01-17	7+	17-05-17	18-05-17	NVI	UK	Y	N		369
97	ICT	ICT	IB/02/17/024	M	33	30-04-17	7+	23-05-17	25-05-17	NVI	UK	UK	Y	Y	253
98	INAGAR	INAGAR2	GB/73/17/002	M	40	15-09-17	7+	06-10-17	07-10-17	EV	N	Y	Y	Y	115
99	KURRAM	CENTRAL KURRAM	FT/52/17/018	M	4	28-08-17	0	10-09-17	21-09-17	NVI	N	N	Y	Y	133
100	KURRAM	UPPER KURRAM	FT/52/17/019	M	96	26-08-17	7+	12-09-17	14-09-17	NVI	Y	Y	UK	Y	135
101	ORAKZAI	UPPER ORAKZAI	FT/53/17/028	F	12	24-08-17	7+	LATE NOTIFIED			Y	Y	Y	Y	137
102	WAZIR-N	MIRAN SHAH	FT/64/17/035	F	15	20-09-17	7+	06-10-17	07-10-17	EV	Y	Y	Y	Y	110
103	WAZIR-S	BIRMAL	FT/65/17/017	F	24	16-06-17	7+	02-07-17	05-08-17	EV	Y	Y	Y		206

\* Afp.rec Data as of 08-01-2018

€ Based on recall of parents

60 days Follow-up not done

FUP = Residual Weakness at 60 days follow up.