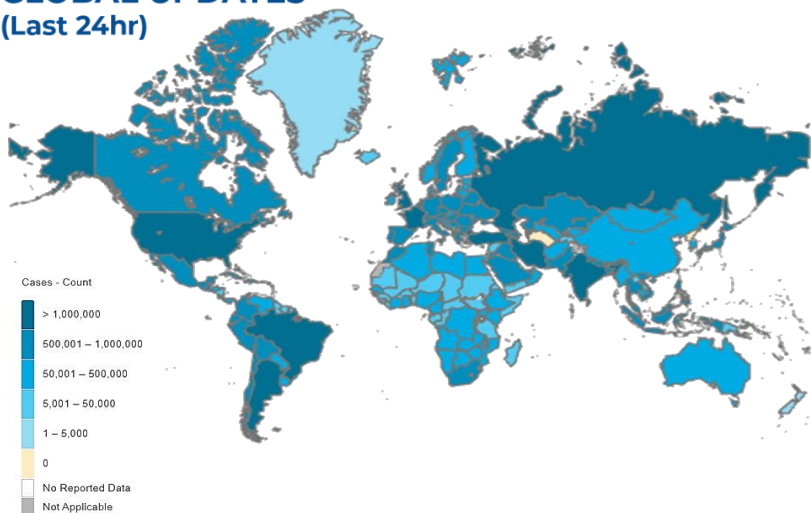
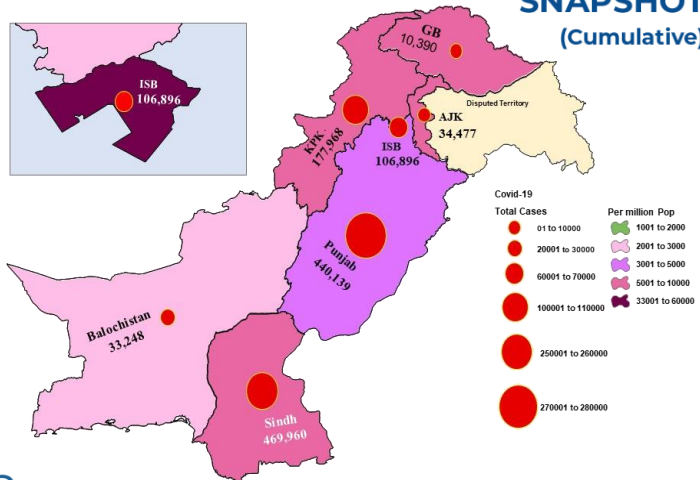




GLOBAL UPDATES (Last 24hr)



PAKISTAN COVID-19 SNAPSHOT (Cumulative)



456,522 Confirmed	8,086 Deaths	-10.11% Daily Changes	-15.22% Daily Changes	6,838,727,352 Vaccine doses	20,176,764 Suspected	20,799,170 Tests	1,273,078 Confirmed	
1,221,535 Recovered	23,176 Active	28,449 Deaths						

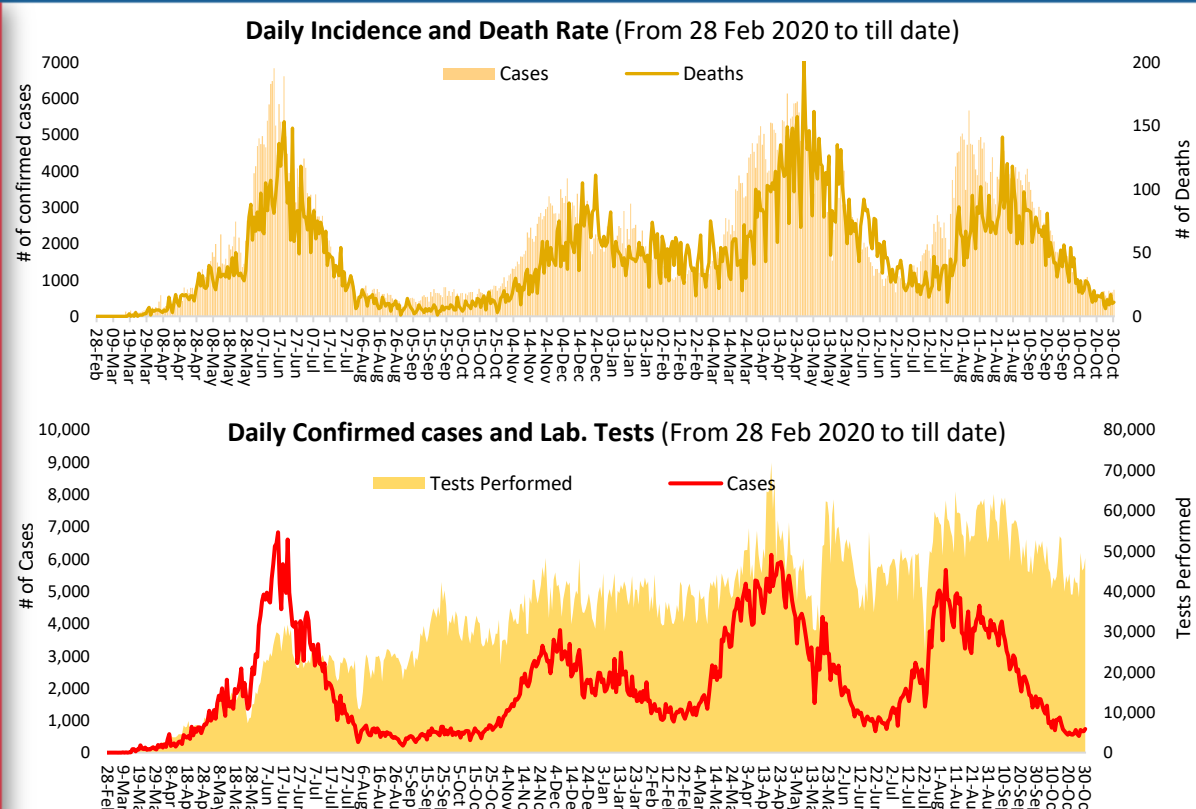
PAKISTAN SNAPSHOT (LAST 24hr)	46,645 Suspected	48,192 Tests	733 Confirmed	594 Recovered	1,402 Critical	11 Deaths
--------------------------------------	----------------------------	------------------------	-------------------------	-------------------------	--------------------------	---------------------

PAKISTAN VACCINE STATS
As on 29th October 2021

First Dose
70,139,040
Last 24 hrs:
415,562

Fully Vaccinated
40,016,932
Last 24 hrs:
373,474

Total Doses Administrated
103,514,198
Last 24 hrs:
754,680





H.E. Sardar Abdul Qayyum Niazi (Right) Prime Minister of AJK and Dr Palitha Mahipala (Left) WHO Country Representative Pakistan

On 29th October 2021, WHO Country Representative Pakistan Dr Palitha Mahipala paid a courtesy visit to the Prime Minister of Azad Jammu and Kashmir (AJK), H.E. Sardar Abdul Qayyum Khan Niazi at Kashmir House, Islamabad. During the meeting, Dr Palitha briefed Prime Minister on the current Covid-19 situation and response in the country. He emphasized on the need to continue the implementation of public health measures: wearing masks, social distancing, and hand hygiene, as well as enhancing the Test, Trace, and Quarantine (TTQ) strategy. He pledged WHO continued support to the response.

The WR thanked the government of AJK for its efforts in implementing the response measures. The Prime Minister appreciated WHO for the technical assistance and reiterated the commitment of the Government of AJK to the national COVID-19 response.

Positivity Rate by Major Cities/Districts

Districts	Daily Trend	Test Conducted (Last 24hrs)	Positive Cases (Last 24hrs)	Positivity Rate (%)
Abbottabad		233	3	1.3%
Swat		829	1	0.1%
Peshawar		1364	33	2.4%
Faisalabad		1115	6	0.5%
Gujranawala		769	1	0.1%
Gujrat		88	0	0.0%
Lahore		3496	79	2.3%
Multan		1015	4	0.4%
Rawalpindi		437	1	0.2%
Islamabad		3317	22	0.7%
Karachi		4992	76	1.5%
Hyderabad		1213	67	5.5%
Mirpur		45	4	8.9%
Muzaffarabad		34	0	0.0%

Summary Table (Major Cities /Districts)

Districts	Hospitalized				Home or elsewhere Isolation
	Stable	On low flow oxygen	On High flow oxygen	On Vent	
Mirpur	02	00	01	00	20
Muzaffarabad	00	01	02	00	11
Quetta	00	00	02	00	60
Gilgit	00	10	00	00	03
Islamabad	00	32	44	06	237
Abbottabad	00	03	06	00	53
Peshawar	00	20	89	19	360
Swat	00	00	15	02	07
Bahawalpur	00	05	07	03	549
Faisalabad	00	06	72	05	2,512
Gujranwala	00	04	03	02	21
Lahore	08	30	143	59	2,432
Multan	00	41	06	31	1,024
Rawalpindi	42	07	25	04	2,143
Hyderabad	00	03	06	01	1,702
Karachi	01	85	77	10	7,560

Summary Table by Province

Provinces	Lab Status				Hospitalized				Home Isolation	Total Recovered	Total Deaths
	Tested		Positive		Stable	Oxygen		On Vent.			
	Last 24hrs	Total (PCR+RA)	Last 24hrs	Total		On low flow	On High flow				
AJK	299	315,608	07	34,477	03	01	07	00	64	33,662	740
Balochistan	437	457,796	04	33,248	00	00	02	00	103	32,787	356
GB	384	203,128	00	10,390	00	10	00	00	43	10,151	186
Islamabad	3,317	2,148,691	22	106,896	00	32	44	06	237	10,5637	940
KP	10,024	3,288,701	79	177,968	00	80	196	21	1,490	170,436	5,745
Punjab	16,011	7,917,849	136	440,139	00	251	404	134	7,054	41,9463	12,915
Sindh	17,720	6,467,397	485	469,960	26	100	103	11	12,754	44,9399	7,567

Contact Details

Dr Palitha Mahipala
 WHO Representative
 WHO Country Office
 Islamabad – Pakistan
 Tel: +92 51 9255183
 Email: mahipalap@who.int

Dr Michael Lukwiya
 Incident Manager
 WHO Country Office
 Islamabad - Pakistan
 Tel: +92 51 9255184
 Email: lukwiyam@who.int