



# SITUATION REPORT

## COVID-19 PAKISTAN

Thursday, 30<sup>th</sup> July 2020 (Day – 155)

### Daily Updates (Last 24hrs)

**20,794**

Suspected Cases

**21,628**

Tests Conducted

**1,114**

Confirmed Cases

**1,248**

Recovered Cases

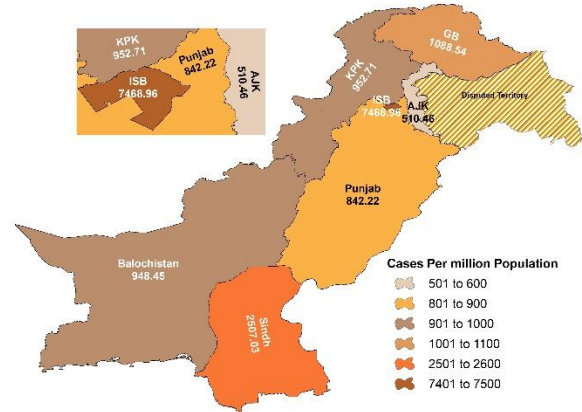
**1,179**

Currently Critical

**32**

Deaths

### COVID-19 case density/million Population

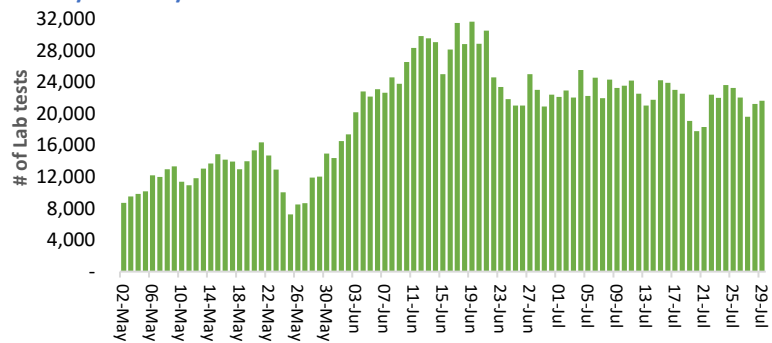


### Executive Summary

Pakistan reported **1,114** new cases of COVID-19 on **29 July 2020**. The total number of cases notified since the beginning of the outbreak is **277,402** with **5,924** deaths (**CFR: 2.13%**). Out of the total **25,347** currently active cases, **1,850** cases are hospitalized, out of which **1,179 (63.72%)** are in critical condition. **23,497** COVID-19 positive cases are at designated isolation facilities or in-home isolation. A total of **246,131 (88.72%)** have recovered and discharged.

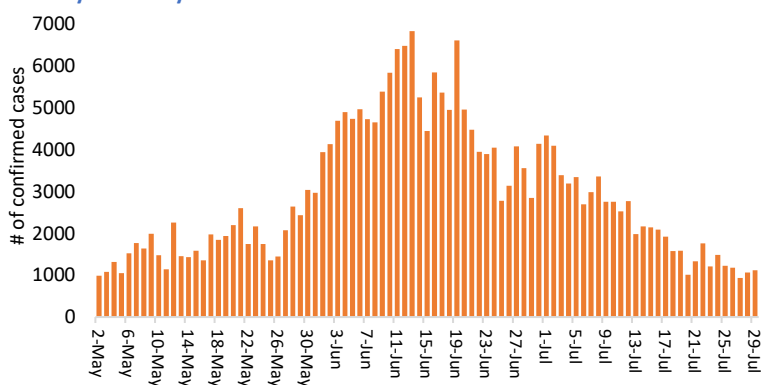
### Daily Lab tests conducted in Pakistan

01 May to 29 July 2020



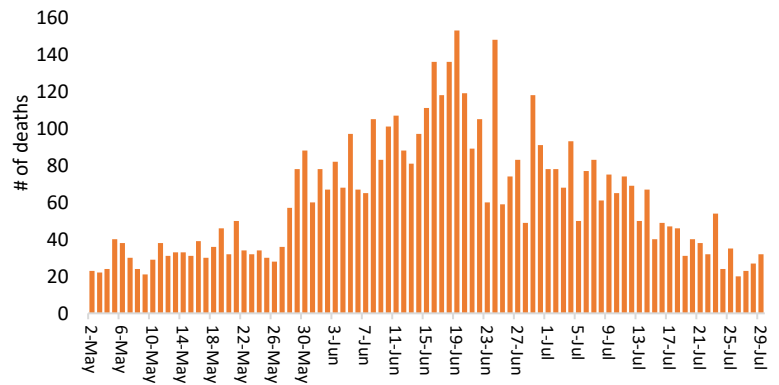
### Daily incidence of COVID-19 cases in Pakistan

01 May to 29 July 2020



### Daily Mortality in Pakistan

01 May to 29 July 2020



### Funds

Funds Requested: 21.5 Million USD

Gaps: 14.98 Million USD

WHO appreciates the contribution of donors (DFID, BMGF, DFATD Canada, JICA, UNOCHA, South Korea, Czech Republic and Germany) to support Government of Pakistan towards COVID-19 through WHO Pakistan.

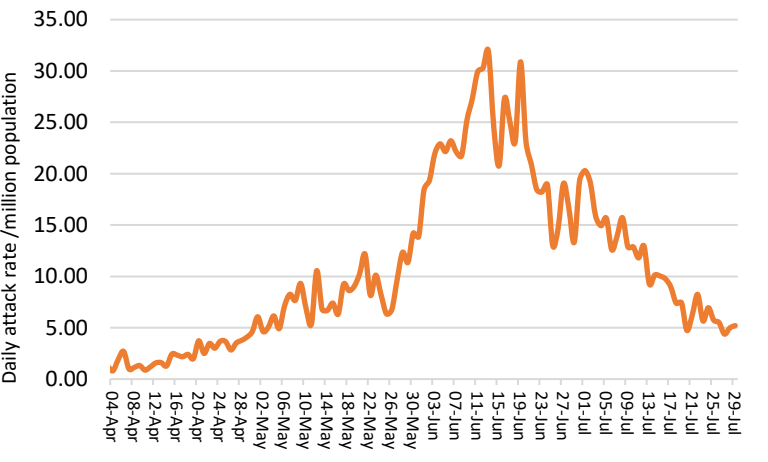
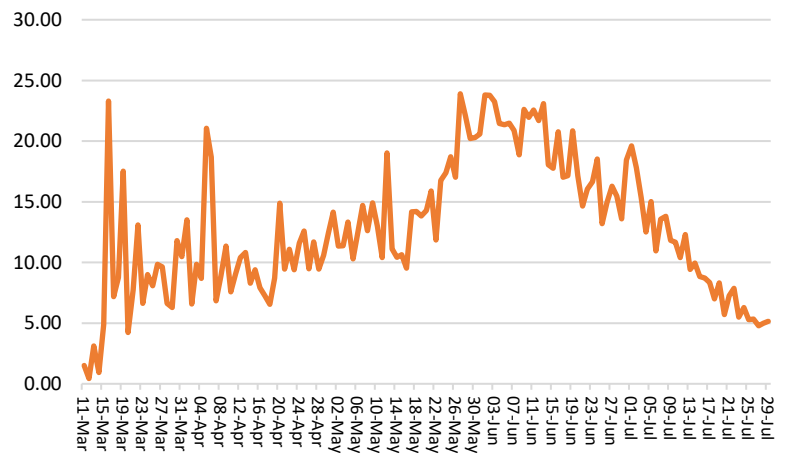


## Meeting & Coordination

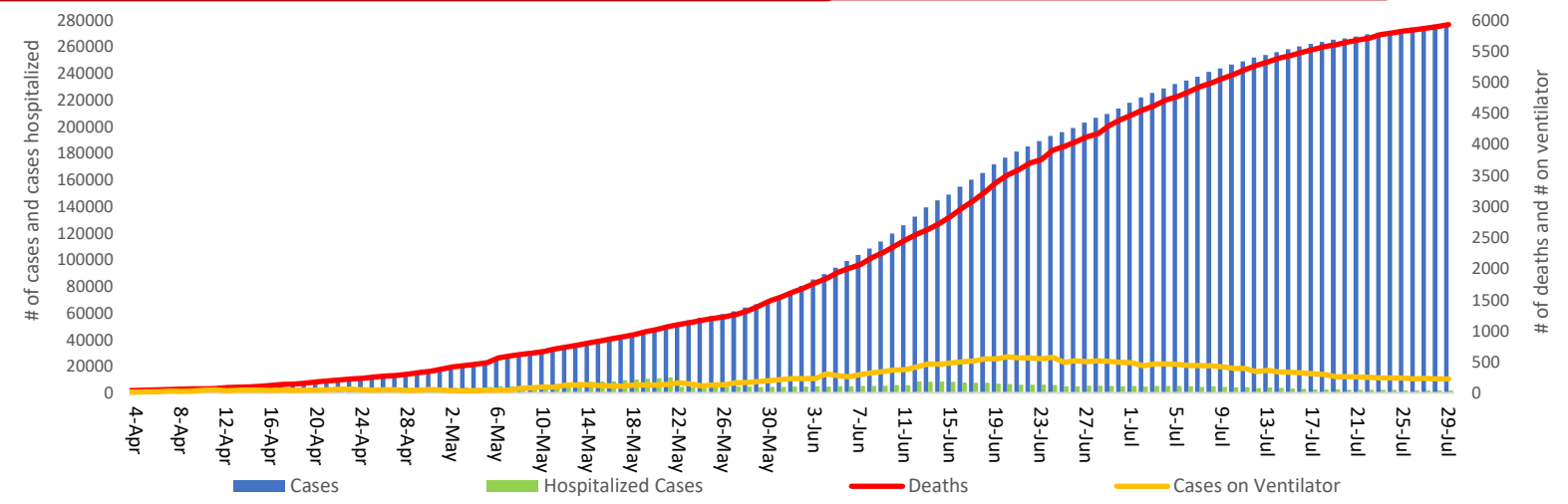
Yesterday, 29<sup>th</sup> July 2020, WHO country representative Pakistan, Dr Palitha Mahipala, handed over the IEC material to the Director General Health, Capital Development Authority, Islamabad, Dr Hassan Orooj at WHO Country office Pakistan. The materials are to be display at the health facilities.

The DG Health (CDA) expressed his gratitude to WHO for their continued support to Pakistan in combating COVID-19 Pandemic.

## Daily Positivity rate in Pakistan



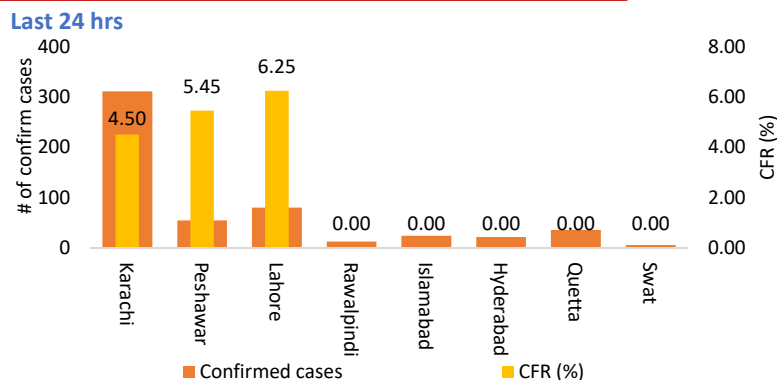
## Trends of COVID-19 cases, hospitalized, on ventilator & Deaths



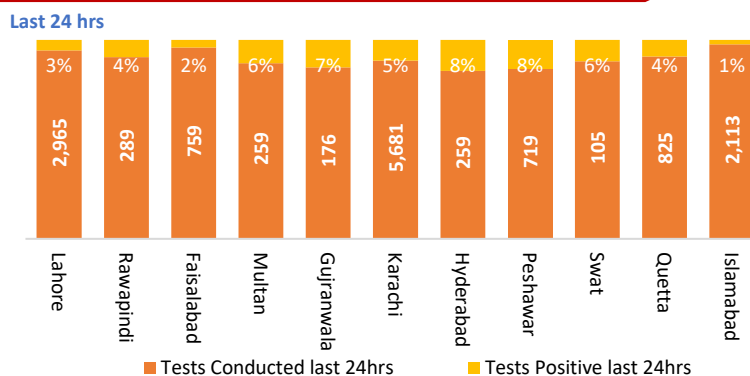
## Summary table (Cumulative) as of 30<sup>th</sup> July 2020

| Lab Status |          | Hospitalized |           |          | Home or elsewhere Isolation | Recovered | Deaths |
|------------|----------|--------------|-----------|----------|-----------------------------|-----------|--------|
| Tested     | Positive | Stable       | On oxygen | On Vent. |                             |           |        |
| 1,952,730  | 277,402  | 671          | 955       | 224      | 23,497                      | 246,131   | 5,924  |

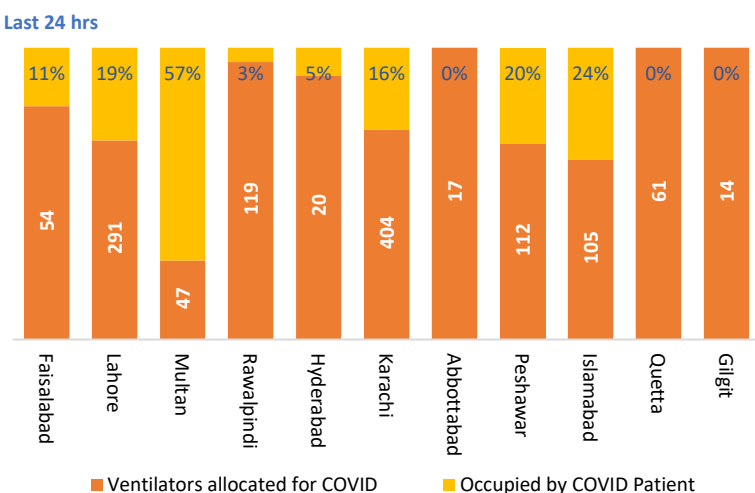
## COVID-19 confirmed cases & CFR (%) by districts



## COVID-19 Positivity rates in major cities/districts



## Occupied COVID ventilators in major cities/districts



## Summary table for major cities/district

| Districts  | Hospitalized |                    |                     |          | Home or elsewhere Isolation |
|------------|--------------|--------------------|---------------------|----------|-----------------------------|
|            | Stable       | On low flow oxygen | On High flow oxygen | On Vent. |                             |
| Lahore     | 69           | 44                 | 119                 | 55       | 2,425                       |
| Rawalpindi | 41           | 22                 | 09                  | 03       | 380                         |
| Faisalabad | 20           | 03                 | 23                  | 06       | 322                         |
| Multan     | 03           | 05                 | 03                  | 27       | 402                         |
| Gujranwala | 85           | 00                 | 27                  | 01       | 180                         |
| Karachi    | 86           | 75                 | 221                 | 66       | 3,540                       |
| Hyderabad  | 07           | 15                 | 17                  | 01       | 280                         |
| Peshawar   | 05           | 13                 | 76                  | 22       | 1,748                       |
| Swat       | 02           | 04                 | 06                  | 00       | 234                         |
| Quetta     | 00           | 01                 | 09                  | 00       | 598                         |
| Islamabad  | 10           | 36                 | 01                  | 25       | 2,373                       |

## Summary table by province as of 30<sup>th</sup> July 2020 (09:00 AM)

| Provinces    | Lab Status |          | Hospitalized |                    |                     |          | Home or elsewhere Isolation | Recovered | Deaths |
|--------------|------------|----------|--------------|--------------------|---------------------|----------|-----------------------------|-----------|--------|
|              | Tested     | Positive | Stable       | On low flow Oxygen | On High flow Oxygen | On Vent. |                             |           |        |
| AJK          | 25,689     | 2,065    | 24           | 07                 | 05                  | 00       | 395                         | 1,583     | 51     |
| Balochistan  | 60,286     | 11,708   | 00           | 01                 | 09                  | 00       | 1,465                       | 10,097    | 136    |
| G. Baltistan | 15,747     | 2,090    | 58           | 29                 | 03                  | 00       | 254                         | 1,693     | 53     |
| Islamabad    | 185,284    | 14,987   | 10           | 36                 | 01                  | 25       | 2,373                       | 12,377    | 165    |
| KP           | 207,297    | 33,845   | 40           | 45                 | 114                 | 25       | 4,112                       | 28,317    | 1,192  |
| Punjab       | 720,788    | 92,655   | 430          | 173                | 200                 | 106      | 7,088                       | 82,520    | 2,138  |
| Sindh        | 737,639    | 120,052  | 109          | 90                 | 242                 | 68       | 7,810                       | 109,544   | 2,189  |

Source: Ministry of national health Services, regulations and coordination, National emergency operation center

### Contact Details

**Dr Palitha Mahipala**  
WHO Representative  
WHO Country Office  
Islamabad – Pakistan  
Tel: +92 51 9255183  
ail: [mahipalap@who.int](mailto:mahipalap@who.int)

**Dr Michael Lukwiya**  
Incident Manager  
WHO Country Office  
Islamabad - Pakistan  
Tel: +92 51 9255184  
Email: [lukwiyam@who.int](mailto:lukwiyam@who.int)