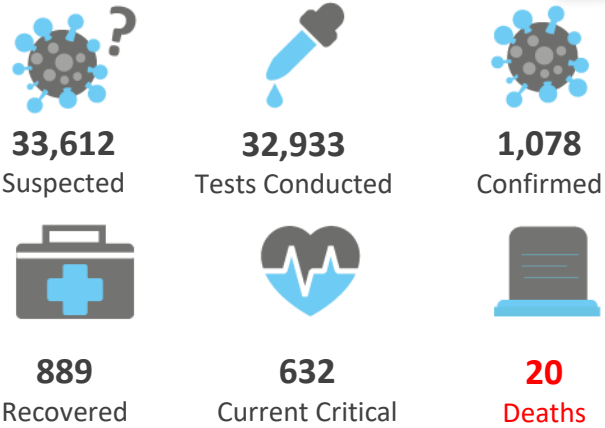


SITUATION REPORT


COVID-19 PAKISTAN



Daily COVID-19 Pakistan Updates (Last 24hrs)



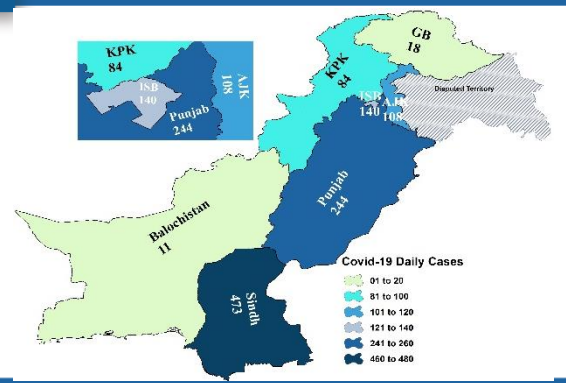
Daily COVID-19 Global Updates (Last 24hrs)



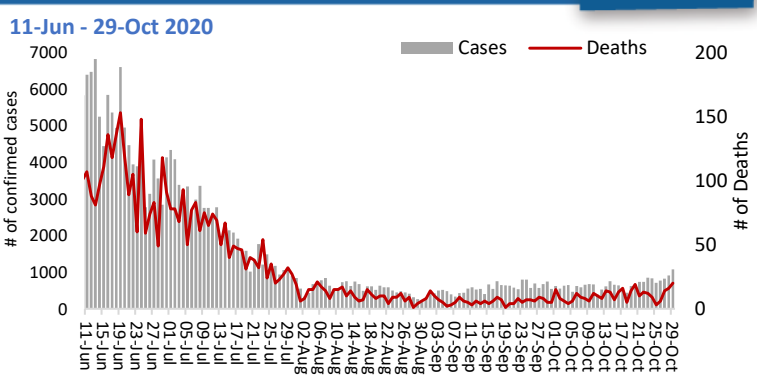
Executive Summary

Pakistan reported **1,078** new cases of COVID-19 on **29 October 2020**. The total number of cases notified since the beginning of the outbreak is **332,186** with **6,795** deaths (**CFR: 2.04%**). Out of the total **11,864** currently active cases, **808** cases are hospitalized, out of which **632 (78.22%)** are in critical condition. **11,056** COVID-19 positive cases are at designated isolation facilities or in-home isolation. A total of **313,527 (94.38%)** have recovered and discharged.

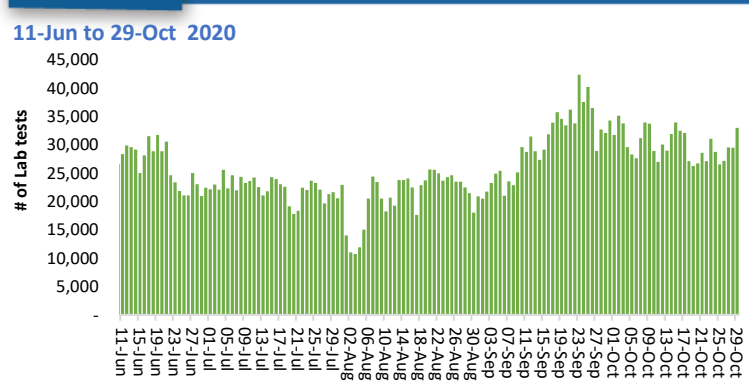
Daily Incidence by Province



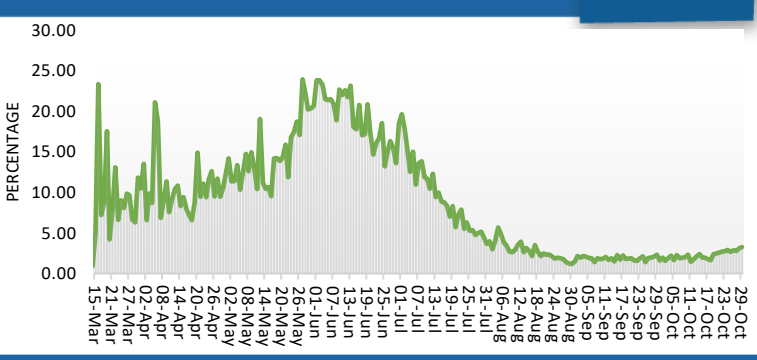
Daily Incidence/Mortality



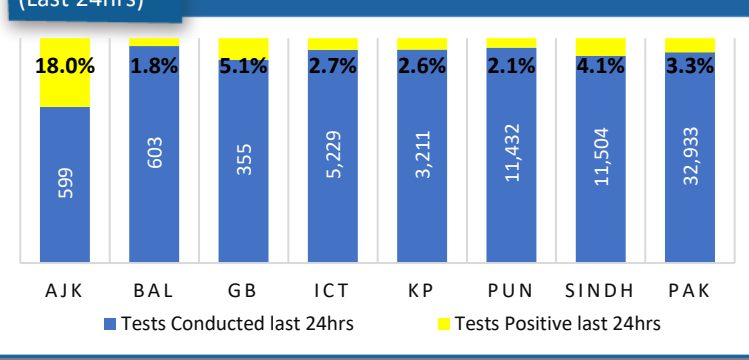
Daily Lab Tests conducted



Daily COVID-19 Positivity Rate



COVID-19 Positivity rates by Province (Last 24hrs)



Funds
 Funds Requested: 21,5 Million USD
 Gap: 9.73 Million USD

WHO appreciates the contribution of donors (DFID, BMGF, DFATD Canada, JICA, UNOCHA, ECHO, South Korea, Czech Republic and Germany) to support Government of Pakistan respond to COVID-19 through WHO Pakistan.

Meetings & Coordination

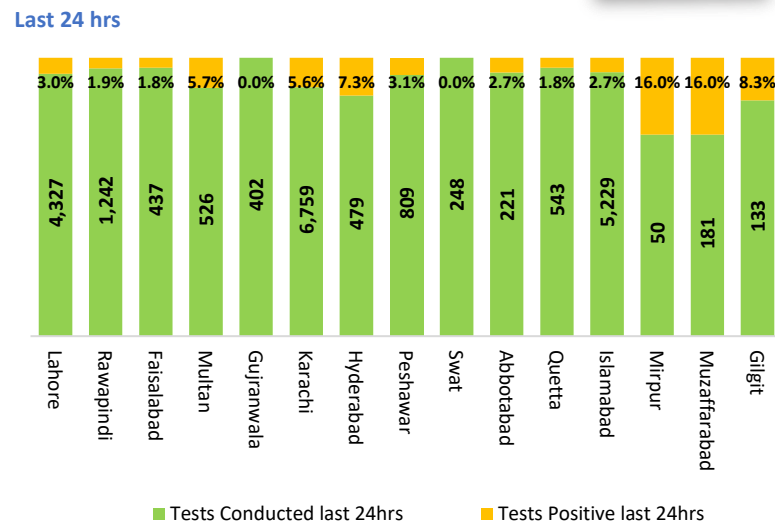
Yesterday, 29th October 2020, WHO Country Representative Pakistan, Dr Palitha Mahipala along with his team visited the Secretary Health Office Khyber Pakhtunkhwa for formal handing over of Assistive Devices to the Health Department for distribution among Refugees and Host communities.

WHO Country Representative, Dr Palitha Mahipala, handed over the devices to the Special Secretary Health Khyber Pakhtunkhwa, Mr Aamir Afaq. Representatives of Paraplegic Center, Helping Hand, PIPOS, AIMS and UNHCR participated in the handover ceremony.

Special Secretary Health, KP, thanked WHO for its continued collaboration and assistance provided to the Government of Khyber Pakhtunkhwa in emergencies, Polio Eradication Initiative, COVID-19 Pandemic response including provision of medical and Rehabilitation equipment.



Positivity rates by Major Cities /Districts



Summary Table by Major Cities/Districts

Districts	Hospitalized				Home or elsewhere Isolation
	Stable	On low flow oxygen	On High flow oxygen	On Vent.	
Lahore	10	15	55	18	176
Rawalpindi	33	30	17	03	03
Faisalabad	03	03	08	05	07
Multan	00	00	05	09	28
Gujranwala	00	00	27	00	156
Karachi	19	28	98	28	2,883
Hyderabad	06	06	02	00	312
Peshawar	00	03	42	03	134
Swat	00	00	00	00	12
Abbottabad	00	18	04	01	44
Quetta	00	00	05	00	191
Islamabad	21	47	21	28	1,509

Summary Table by Province

Provinces	Lab Status		Hospitalized				Home or elsewhere Isolation	Recovered	Deaths
	Tested	Positive	Stable	On low flow Oxygen	On High flow Oxygen	On Vent.			
AJK	62,572	4,046	14	14	07	01	872	3,049	89
Balochistan	129,156	15,887	00	00	05	00	211	15,522	149
GB	43,746	4,229	00	10	03	00	152	3,972	92
Islamabad	487,336	19,594	21	47	21	28	1,509	17,753	215
KP	481,351	39,361	00	34	57	04	527	37,463	1,276
Punjab	1,576,926	103,831	78	80	119	37	3,741	97,422	2,354
Sindh	1,628,450	145,238	63	37	100	28	4,044	138,346	2,620
Total	4,409,537	332,186	176	222	312	98	11,056	313,527	6,795

Source: Ministry of national health Services, regulations and coordination, National emergency operation center