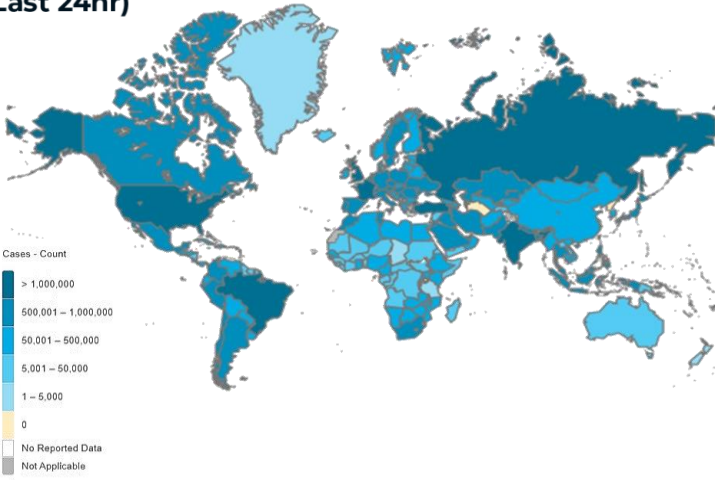




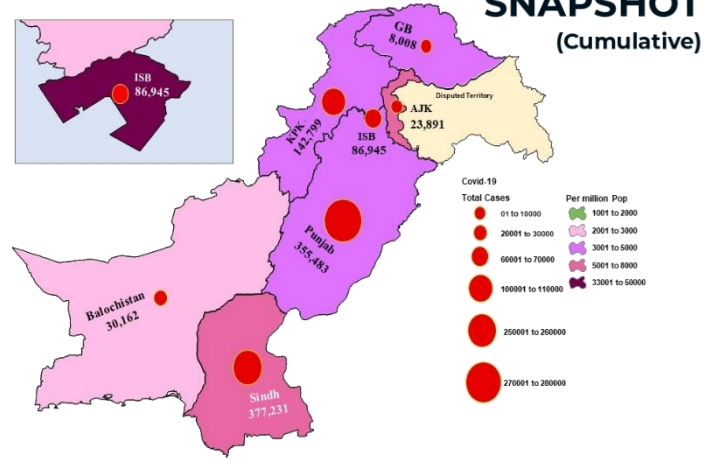
PAKISTAN COVID-19 SITUATION REPORT

Friday, 30th July 2021 (1 year & 155 Days)

GLOBAL UPDATES (Last 24hr)



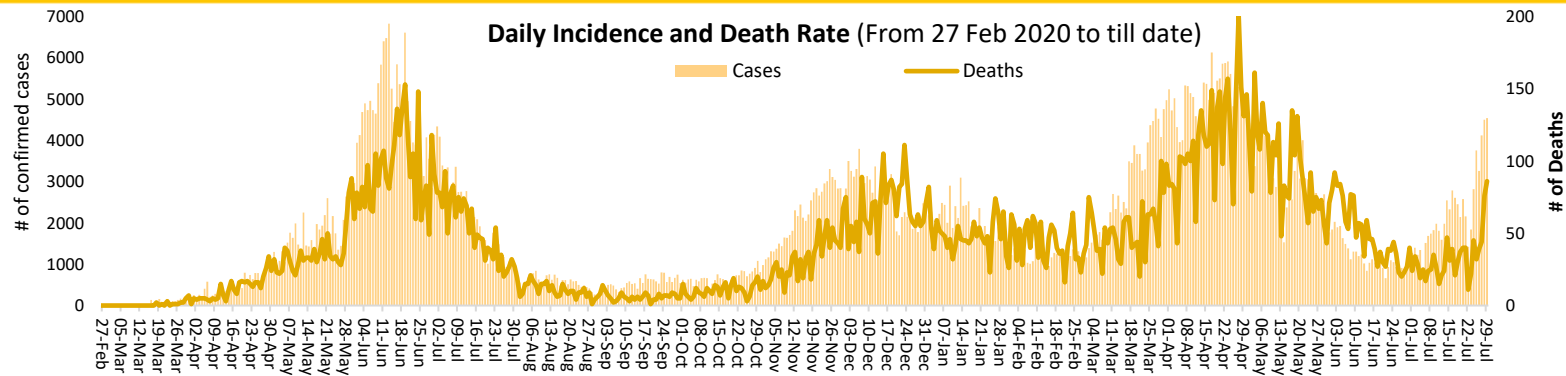
PAKISTAN COVID-19 SNAPSHOT (Cumulative)



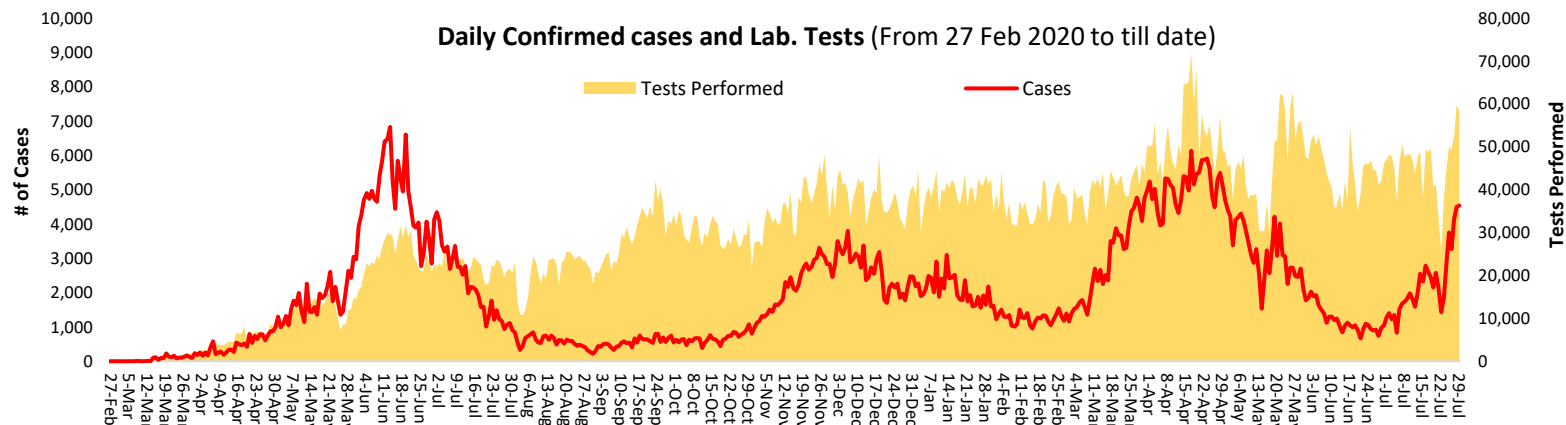
PAKISTAN SNAPSHOT (LAST 24hr)



Daily Incidence and Death Rate (From 27 Feb 2020 to till date)



Daily Confirmed cases and Lab. Tests (From 27 Feb 2020 to till date)



FUNDS

Funds Requested: 34 Million USD

Gaps: 14.98 million USD

WHO appreciates the contribution of donors (FCDO, BMGF, DFATD Canada, JICA, UNOCHA, ECHO, South Korea, Czech Republic and Germany) to support Government of Pakistan towards, COVID-19 through WHO Pakistan.

Meetings & Coordination

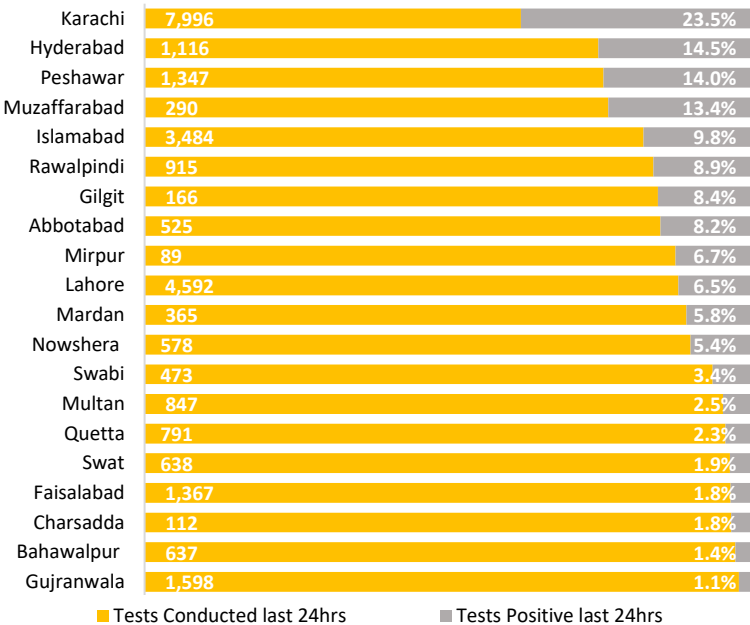


The World Health Organization, Pakistan in collaboration with Khyber Medical University (KMU), Khyber Pakhtunkhwa Province conducted one month training course based on a standardized Infection Prevention and Control (IPC) curriculum for doctors and nurses at Khyber Medical University, Peshawar, KP from 1st to 30th July 2021. This course is certified by Pakistan Nursing Council & Khyber Medical University and its objective is to develop master trainers who shall cascade IPC trainings in the provinces to health facility levels. A total of 16 participants drawn from DHQ and THQ hospitals across KP province benefitted from the training.

The opening ceremony was graced by the Vice Chancellor, KMU Professor Dr Zia-ul-Haq. During his remarks, Prof. Dr Zia appreciated WHO Pakistan for supporting this training course that he noted will go along way in reinforcing IPC standards and practices in the hospitals.

Positivity Rate by Major Cities/Districts

Last 24 hrs



Summary Table (Major Cities /Districts)

Districts	Hospitalized				Home or elsewhere Isolation
	Stable	On low flow oxygen	On High flow oxygen	On Vent	
Mirpur	00	02	07	00	69
Muzaffarabad	07	04	12	01	783
Quetta	00	00	07	00	197
Gilgit	00	12	37	00	288
Islamabad	00	116	107	37	2,771
Abbottabad	00	08	08	00	191
Peshawar	00	39	219	17	843
Swat	00	06	36	00	00
Bahawalpur	00	03	14	04	23
Faisalabad	18	25	61	03	2,512
Gujranwala	00	03	60	04	02
Lahore	49	62	1025	83	2,432
Multan	01	43	7	18	1,024
Rawalpindi	05	52	80	12	138
Hyderabad	02	13	10	00	2,743
Karachi	216	252	745	102	34,084

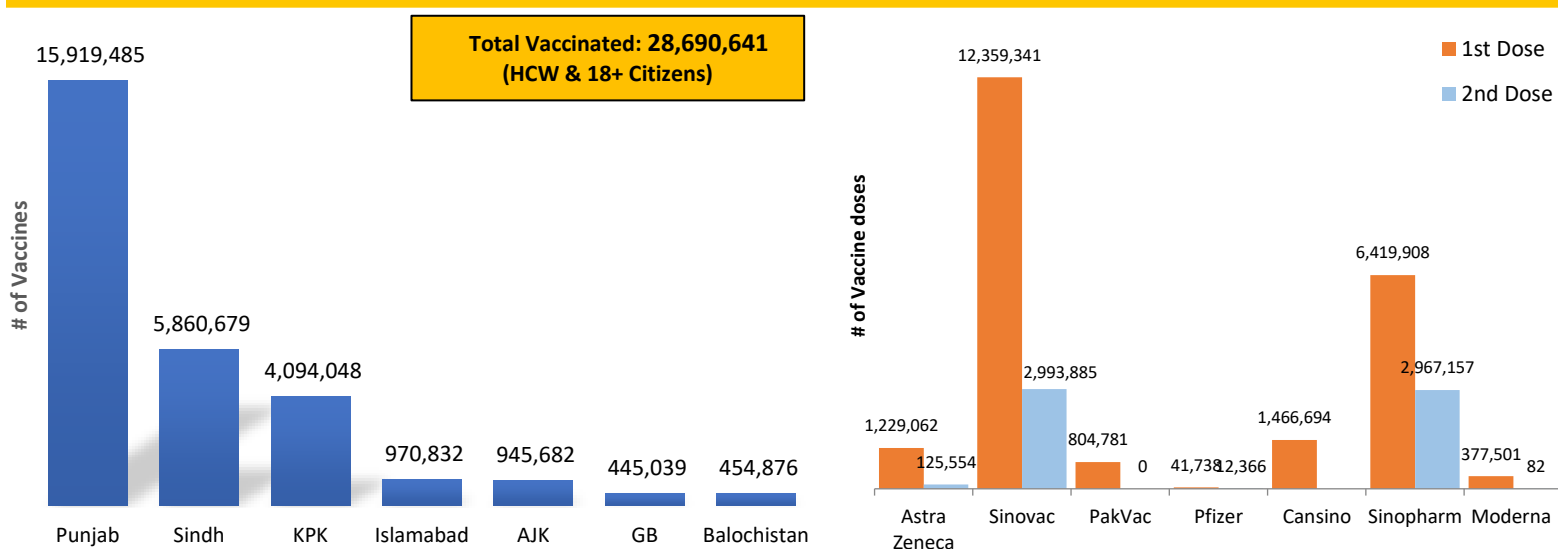
Summary Table by Province

Provinces	Lab Status				Hospitalized				Home Isolation	Total Recovered	Total Deaths
	Tested		Positive		Stable	Oxygen		On Vent.			
	Last 24hrs	Total (PCR+RA)	Last 24hrs	Total		On low flow	On High flow				
AJK	1,090	238,583	188	23,819	08	23	32	01	2,394	20,739	622
Balochistan	4,689	348,135	143	30,162	13	07	10	00	1,112	28,693	327
GB	864	150,623	73	8,008	07	17	42	01	741	7,063	137
Islamabad	3,484	1,751,163	343	86,945	00	116	107	37	2,771	83,115	799
KP	10,091	2,331,108	414	143,213	00	285	353	19	2,266	135,846	4,444
Punjab	17,510	6,137,498	579	355,483	167	338	393	144	11,344	332,078	11,019
Sindh	20,475	4,979,564	2,797	377,231	263	293	797	102	38,520	331,309	5,947

SARI/ILI surveillance summary, Week-29, 2021 (241 Sentinel Sites)

Province	SARI Cases					ILI Cases					Contact Tracing					Sentinel Sites			Bed Occupancy		
	Week-29					Week-29					Week-29					Week-29			Week-29		
	SARI Reported	Tested		Lab Positive		ILI Reported	Tested		Lab Positive		Contact Identified	Contact Lab Tested		Contact Lab Positive	Total Sentinel Sites	Sites Reported		Total Allocated Beds	Occupied Beds		
		No	%	No	%		No	%	No	%		No	%			No	%		No	%	
Islamabad	152	152	100.0	19	12.5	210	90	42.8	7	7.8	251	128	50.9	36	28.1	7	7	100.0	820	216	26.3
Punjab	758	742	97.8	75	10.1	847	598	70.6	42	7.0	836	806	96.4	15	1.8	38	38	100.0	4218	408	9.6
Sindh	648	643	99.2	156	24.2	1327	731	55.1	111	15.1	2569	2415	94.0	281	11.6	65	65	100.0	7520	4363	58.0
KP	314	314	100.0	109	34.7	3465	3445	99.4	569	16.5	2508	2443	97.4	53	2.1	30	30	100.0	1736	343	19.7
Balochistan	623	599	96.1	162	27.0	3055	1725	56.4	252	14.6	1216	906	74.5	35	3.8	84	80	95.3	389	62	15.9
AJK	338	338	100.0	174	51.4	472	400	84.7	168	42.0	1188	1168	98.3	177	15.1	14	14	100.0	588	282	47.9
GB	25	25	100.0	2	8.0	177	148	83.6	19	12.8	207	104	50.2	17	16.3	6	6	100.0	11	9	81.8
Total	2858	2813	98.4	697	24.7	9553	7137	74.7	1168	16.3	8775	7970	90.8	614	7.7	241	237	98.3	15282	5683	37.2

COVID-19 Vaccination status by province and vaccine doses (as of 30th July 2021)



COVID-19 sequenced genomes

Sequencing Facility	Wild Type	UK B.1.1.7 (Alpha)	SA-B.1.351 (Beta)	Brazilian-P.1 (Gamma)	Indian B.1.617 (Delta)	Total
National Institute of Health (Pakistan)	279	159	68	03	127	636
Aga Khan University Hospital, Karachi	32	142	189	34	83	480
University of Health Sciences, Lahore	07	82	01	00	00	90
ICCBS, University of Karachi	72	18	01	00	83	174
PPHRL, P&SHD, PACP Lahore	07	51	02	00	01	61
Total	397	452	261	37	294	1,441

Contact Details

Dr Palitha Mahipala

WHO Representative
WHO Country Office
Islamabad – Pakistan
Tel: +92 51 9255183
Email: mahipalap@who.int

Dr Michael Lukwiya

Incident Manager
WHO Country Office
Islamabad - Pakistan
Tel: +92 51 9255184
Email: lukwiyam@who.int