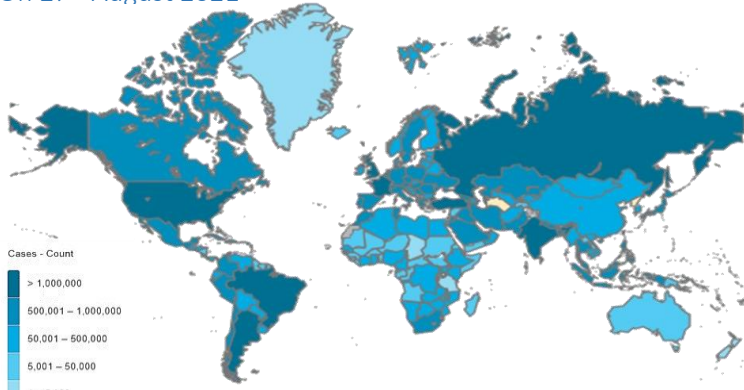


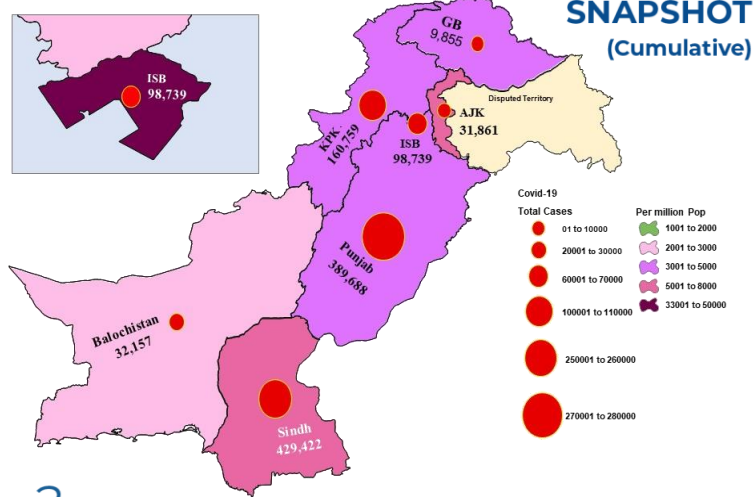


GLOBAL UPDATES

On 27th August 2021



PAKISTAN COVID-19 SNAPSHOT (Cumulative)



655,085 Confirmed	8,987 Deaths	-7.97% Daily Changes	-22.55% Daily Changes	4,953,887,422 Vaccine doses	Till 24 th August 2021	17,081,827 Suspected	17,647,941 Tests	1,152,481 Confirmed
1,033,373 Recovered	93,504 Active	25,604 Deaths						

PAKISTAN SNAPSHOT (LAST 24hr)

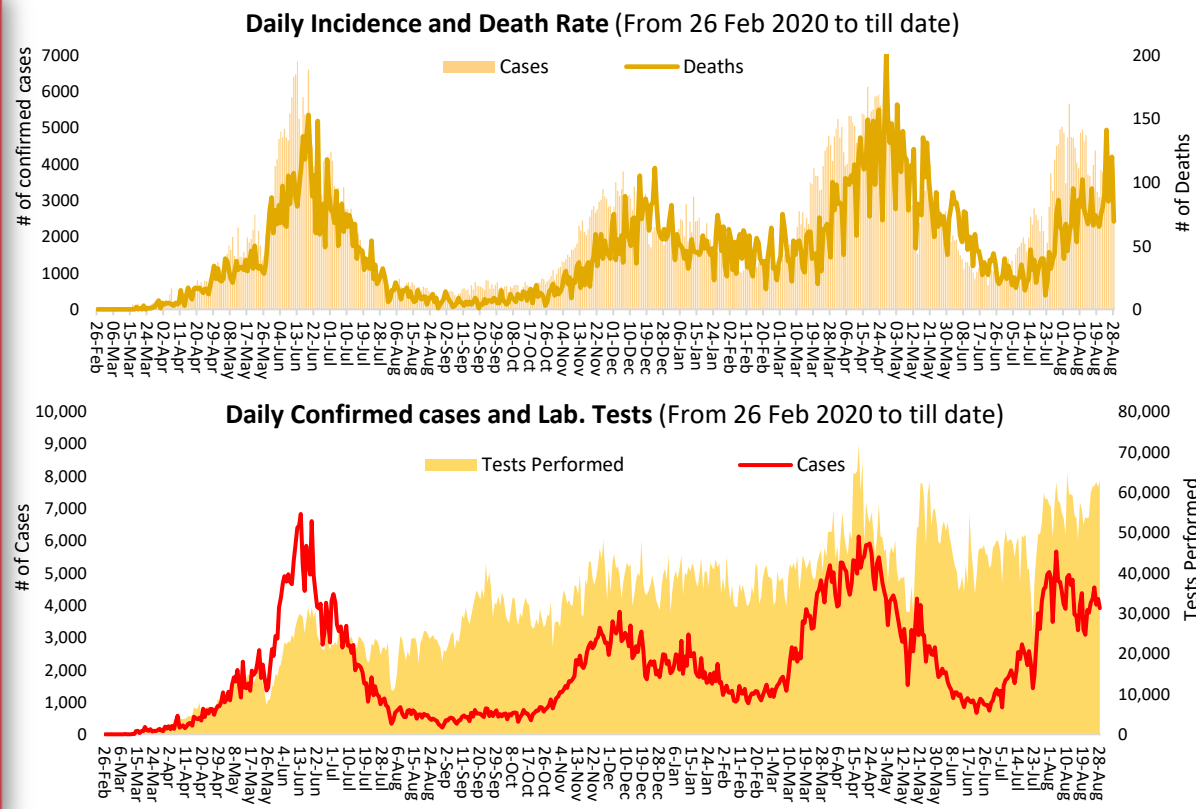
60,682 Suspected	62,918 Tests	3,909 Confirmed	3,443 Recovered	5,639 Critical	69 Deaths
----------------------------	------------------------	---------------------------	---------------------------	--------------------------	---------------------

PAKISTAN VACCINE STATS
As of 28th August 2021

First Dose
39,951,787
Last 24 hrs:
702,290

Fully Vaccinated
15,269,699
Last 24 hrs:
442,495

Total Doses Administrated
50,985,184
Last 24 hrs:
1,101,973





On 25th August 2021, World Health Organization Pakistan donated 36 motorcycles to Punjab province. Each district in Punjab will receive a motorcycle to facilitate TB Laboratory services. The ceremony was presided over by Honorable Provincial Minister for Health Prof. Dr. Yasmeen Rashid and attended by several officials including The Secretary Primary and Secondary Health Care, Ms. Sarah Aslam, Director General Health Services, Punjab, Dr. Haroon Jehangir, Additional Director Provincial TB Program, Dr. Asif, Drug Registrant-TB Coordinator Provincial TB Program, Dr. Usman and Head of WHO Sub Office Punjab Dr Jamshaid Ahmed.

In her speech, Dr. Yasmeen emphasized the need for early diagnosis and referral of Drug Resistant TB. He appreciated WHO support to the district TB laboratory supervisors.

Positivity Rate by Major Cities/Districts

Districts	Daily Trend	Test Conducted (Last 24hrs)	Positive Cases (Last 24hrs)	Positivity Rate (%)
Abbottabad		900	48	5.3%
Swat		595	23	3.9%
Peshawar		1451	193	13.3%
Faisalabad		747	68	9.1%
Gujernawala		1095	28	2.6%
Gujrat		124	1	0.8%
Lahore		6037	549	9.1%
Multan		866	101	11.7%
Rawalpindi		2140	183	8.6%
Islamabad		6330	400	6.3%
Karachi		5652	548	9.7%
Hyderabad		1188	151	12.7%
Mirpur		160	22	13.8%
Muzaffarabad		182	21	11.5%

Summary Table (Major Cities /Districts)

Districts	Hospitalized				Home or elsewhere Isolation
	Stable	On low flow oxygen	On High flow oxygen	On Vent	
Mirpur	00	05	13	00	301
Muzaffarabad	00	05	13	00	427
Quetta	00	00	06	00	222
Gilgit	01	13	17	00	70
Islamabad	20	132	215	48	5,468
Abbottabad	00	112	107	09	236
Peshawar	00	56	428	44	1,722
Swat	00	63	104	08	37
Bahawalpur	00	17	85	15	23
Faisalabad	18	33	290	08	2,512
Gujranwala	00	07	80	07	2
Lahore	64	67	344	168	2,432
Multan	01	148	22	74	1,024
Rawalpindi	05	77	168	27	138
Hyderabad	02	38	34	00	3,754
Karachi	111	167	479	77	45,321

Summary Table by Province

Provinces	Lab Status				Stable	Hospitalized			Home Isolation	Total Recovered	Total Deaths
	Tested		Positive			Oxygen		On Vent.			
	Last 24hrs	Total (PCR+RA)	Last 24hrs	Total		On low flow	On High flow				
AJK	1,477	275,943	212	31,861	00	33	54	01	3,129	27,950	694
Balochistan	2,031	400,440	46	32,157	12	00	09	00	539	31,259	338
GB	706	172,605	20	9,855	04	24	28	00	367	9,259	173
Islamabad	6,330	1,887,891	400	98,739	20	132	215	48	5,468	91,995	861
KP	11,601	2,640,437	671	160,759	00	756	993	54	6,177	147,852	4,927
Punjab	21,878	6,749,455	1,392	389,688	346	782	1,282	336	22,812	352,331	11,799
Sindh	18,895	5,521,170	1,168	429,422	152	229	585	78	48,839	372,727	6,812

Contact Details

Dr Palitha Mahipala
 WHO Representative
 WHO Country Office
 Islamabad - Pakistan
 Tel: +92 51 9255183
 Email: mahipalap@who.int

Dr Michael Lukwiya
 Incident Manager
 WHO Country Office
 Islamabad - Pakistan
 Tel: +92 51 9255184
 Email: lukwiyam@who.int