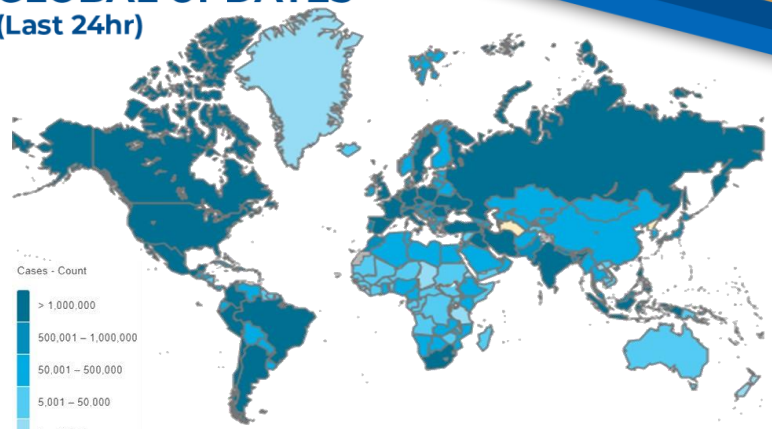


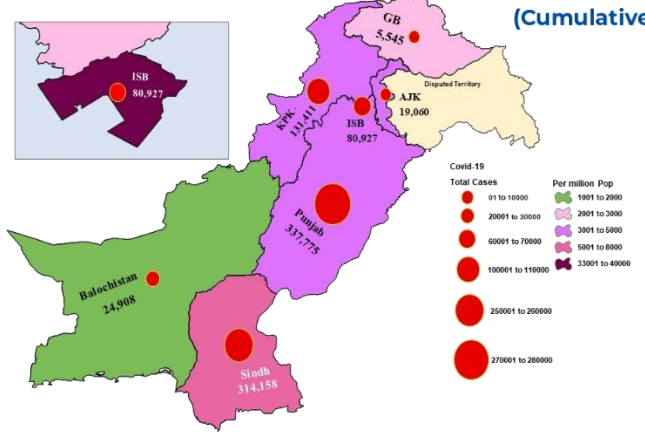
# PAKISTAN COVID-19 SITUATION REPORT



## GLOBAL UPDATES (Last 24hr)

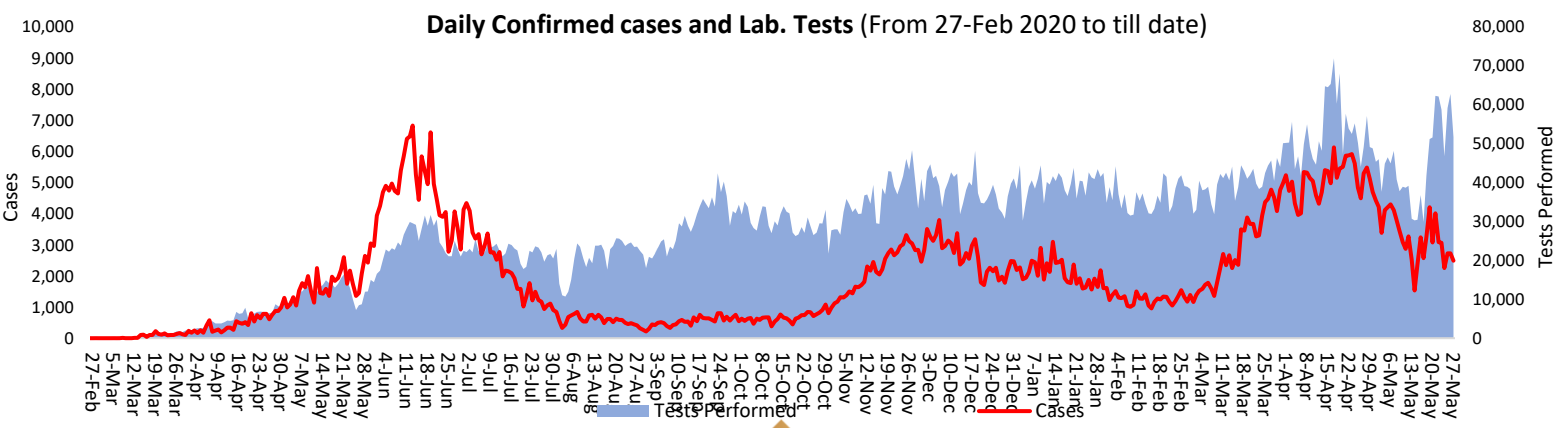
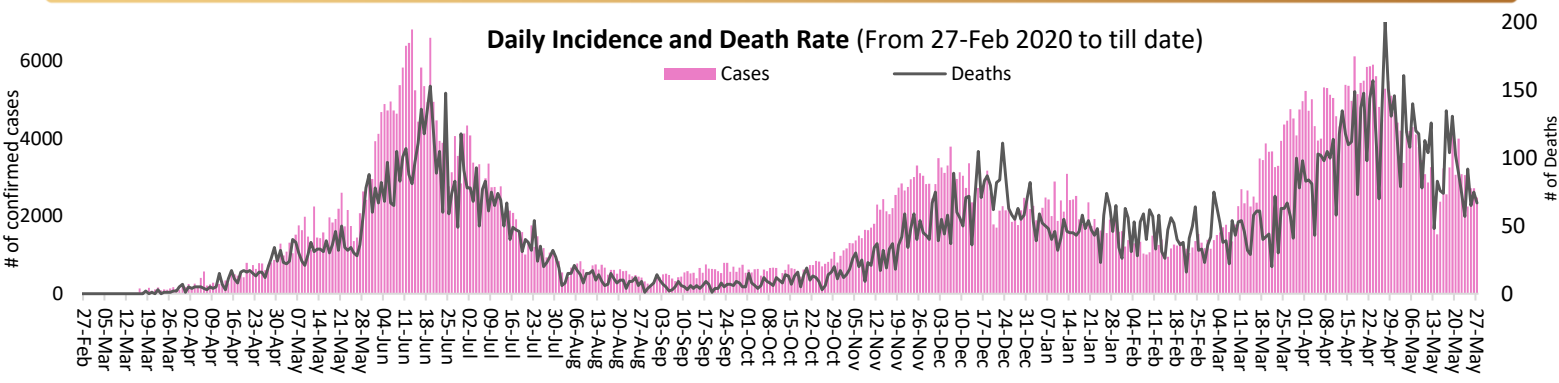


## PAKISTAN COVID-19 SNAPSHOT (Cumulative)



<b>539,384</b> Confirmed	<b>11,693</b> Deaths	<b>15.08%</b> Daily Changes	<b>9.33%</b> Daily Changes	<b>12,633,505</b> Suspected	<b>13,057,951</b> Tests	<b>913,784</b> Confirmed
<b>834,566</b> Recovered	<b>58,611</b> Active	<b>20,607</b> Deaths				

<b>PAKISTAN SNAPSHOT (LAST 24hr)</b>	<b>51,352</b> Suspected	<b>51,625</b> Tests	<b>2,482</b> Confirmed	<b>2,822</b> Recovered	<b>4,132</b> Critical	<b>67</b> Deaths
--------------------------------------	----------------------------	------------------------	---------------------------	---------------------------	--------------------------	---------------------



### FUNDS

Funds Requested: 34 Million USD  
Gaps: 14.98 million USD

WHO appreciates the contribution of donors (FCDO, BMGF, DFATD Canada, JICA, UNOCHA, ECHO, South Korea, Czech Republic and Germany) to support Government of Pakistan towards, COVID-19 through WHO Pakistan.

## Meeting and Coordination



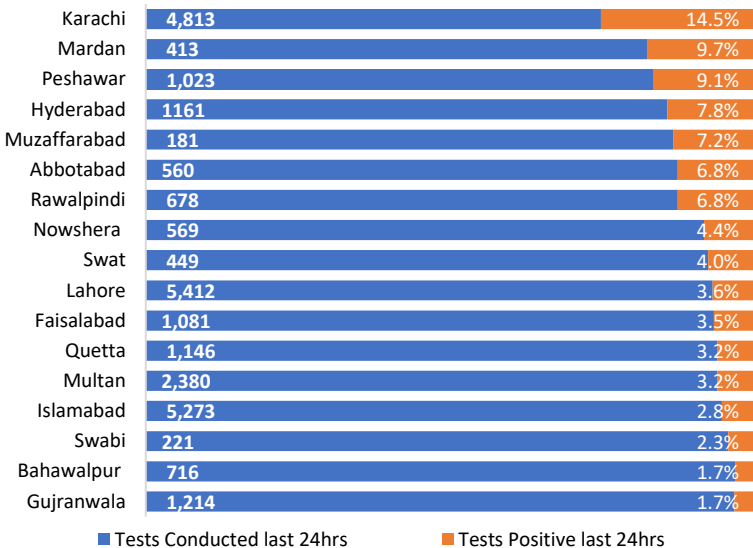
On 27th May 2021, WHO Country Representative Pakistan Dr Palitha Mahipala, attended a meeting at the UN Resident Coordinator Office Islamabad Pakistan. The meeting was convened by the UN Resident Coordinator Pakistan Mr Julien Harneis to brief the President of the United Nation General Assembly H.E Mr. Volkan Bozkir on the activities being undertaken by the UN agencies in Pakistan.

During the meeting, the WR presented the COVID-19 situation and response in Pakistan noting that the success attained has been a result of government commitment to multilateral coordination and partnership. He appreciated the support of UN agencies, development partners, national and international academic institutions in the COVID-19 response.

Dr Palitha highlighted the importance of investment in technology for building the capacity of countries to produce vaccines and requested the UN leadership to ensure funding support to low-income countries as “no one is safe until everyone is safe”

### Positivity Rate by Major Cities/Districts

Last 24 hrs



### Summary Table (Major Cities /Districts)

Districts	Hospitalized				Home or elsewhere Isolation
	Stable	On low flow oxygen	On High flow oxygen	On Vent	
Mirpur	00	00	07	00	113
Muzaffarabad	05	04	12	01	244
Quetta	00	00	36	00	750
Gilgit	00	04	03	00	53
Islamabad	00	115	120	25	6,171
Abbottabad	00	69	08	00	219
Peshawar	00	90	270	41	303
Swat	00	17	54	01	135
Bahawalpur	00	10	59	14	640
Faisalabad	16	27	181	15	2,512
Gujranwala	00	23	35	09	15
Lahore	72	78	286	163	2,432
Multan	01	154	12	85	1,024
Rawalpindi	06	58	92	17	786
Hyderabad	01	23	24	2	4,436
Karachi	59	157	510	67	17,212

### Summary Table by Province

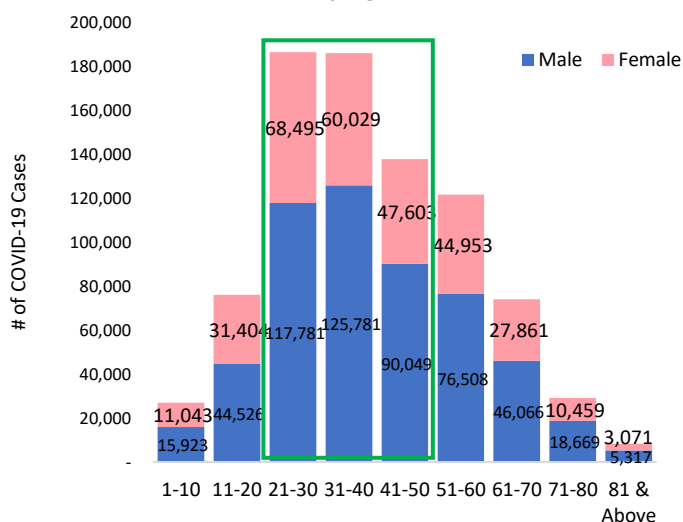
Provinces	Lab Status				Hospitalized				Home Isolation	Total Recovered	Total Deaths
	Tested		Positive		Stable	Oxygen		On Vent.			
	Last 24hrs	Total (PCR+RA)	Last 24hrs	Total		On low flow	On High flow				
AJK	870	194,814	52	19,060	13	12	30	01	1,437	17,031	536
Balochistan	1,450	265,064	85	24,908	00	00	36	00	1,074	23,525	273
GB	490	119,867	12	5,545	00	06	04	01	101	5,326	107
Islamabad	5,273	1,569,254	148	80,927	00	115	120	25	6,171	73,743	753
KP	8,110	1,775,372	384	131,411	00	390	531	46	4,597	121,822	4,025
Punjab	20,903	5,075,900	702	337,775	274	694	866	346	17,954	307,716	9,925
Sindh	14,529	4,057,680	1,099	314,158	82	206	632	71	22,776	285,403	4,988

# SARI/ILI Surveillance Summary, Week-20, 2021 (245 Sentinel Sites)

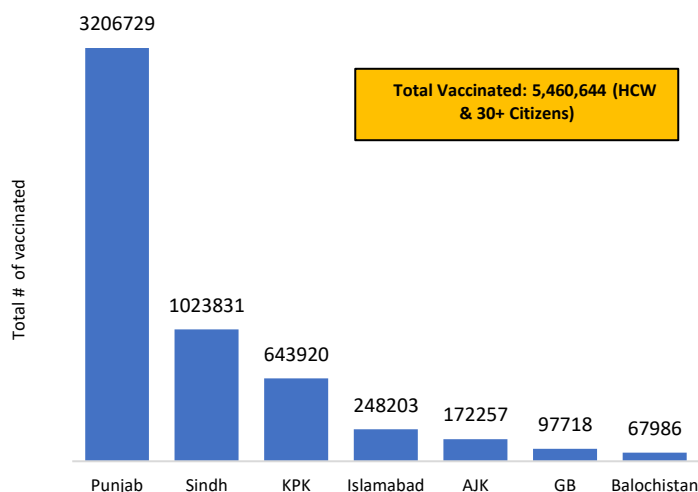
Province	SARI Cases					ILI Cases					Contact Tracing				Sentinel Sites			Bed Occupancy			
	Week-20					Week-20					Week-20				Week-20			Week-20			
	SARI Reported	Tested		Lab Positive		ILI Reported	Tested		Lab Positive		Contact Identified	Contact Lab Tested		Contact Lab Positive		Total Sentinel Sites	Sites Reported		Total Allocated Beds	Occupied Beds	
		No	%	No	%		No	%	No	%		No	%	No	%		No	%		No	%
Islamabad	135	135	100.0	25	18.5	102	45	44.1	6	13.3	1245	420	33.8	160	38.1	7	7	100.0	937	368	39.3
Punjab	1278	1267	99.1	162	12.8	1999	1579	79.0	140	8.9	2483	2475	99.7	68	2.8	50	50	100.0	5343	1491	27.9
Sindh	380	372	97.9	67	18.1	991	520	52.5	59	11.3	2271	1834	80.8	165	9.0	65	63	96.9	7520	3586	47.7
KP	473	473	100.0	242	51.2	4418	4125	93.4	869	21.1	4707	4681	99.5	164	3.5	30	30	100.0	1838	777	42.3
Balochistan	425	408	96.0	89	21.8	2880	1346	46.7	251	18.6	1235	1189	96.3	62	5.2	84	79	94.1	389	23	5.9
AJK	354	354	100.0	106	29.9	285	285	100.0	42	14.8	1100	1100	100.0	72	6.5	9	9	100.0	588	324	55.1
<b>Total</b>	<b>3045</b>	<b>3009</b>	<b>98.8</b>	<b>691</b>	<b>23.0</b>	<b>10675</b>	<b>7900</b>	<b>74.0</b>	<b>1367</b>	<b>17.3</b>	<b>13041</b>	<b>11699</b>	<b>89.7</b>	<b>691</b>	<b>5.9</b>	<b>245</b>	<b>238</b>	<b>97.1</b>	<b>16731</b>	<b>6569</b>	<b>39.3</b>

## COVID-19 Cases by Age & Gender and Vaccination Status

Confirmed by Age and Gender

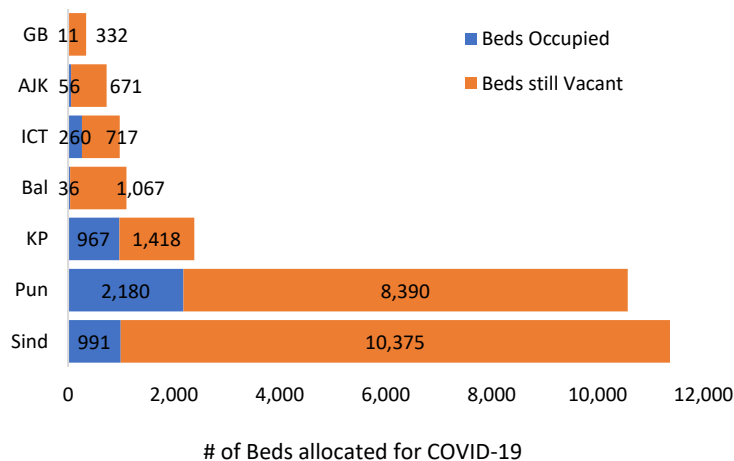


Status of Vaccination as of 27th May 2021

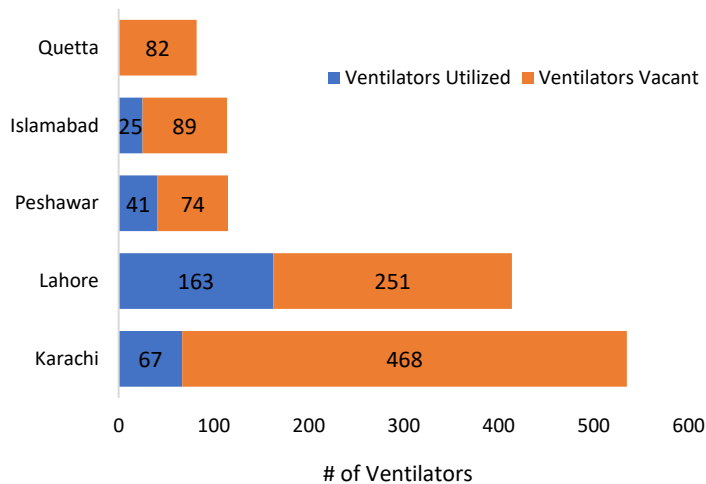


## Health System Capacity

Dedicated COVID Bed Occupancy by Province



COVID Ventilator Utilization, Provincial Capitals



### Contact Details

**Dr Palitha Mahipala**  
 WHO Representative  
 WHO Country Office  
 Islamabad – Pakistan  
 Tel: +92 51 9255183  
 Email: mahipalap@who.int

**Dr Michael Lukwiya**  
 Incident Manager  
 WHO Country Office  
 Islamabad - Pakistan  
 Tel: +92 51 9255184  
 Email: lukwiyam@who.int