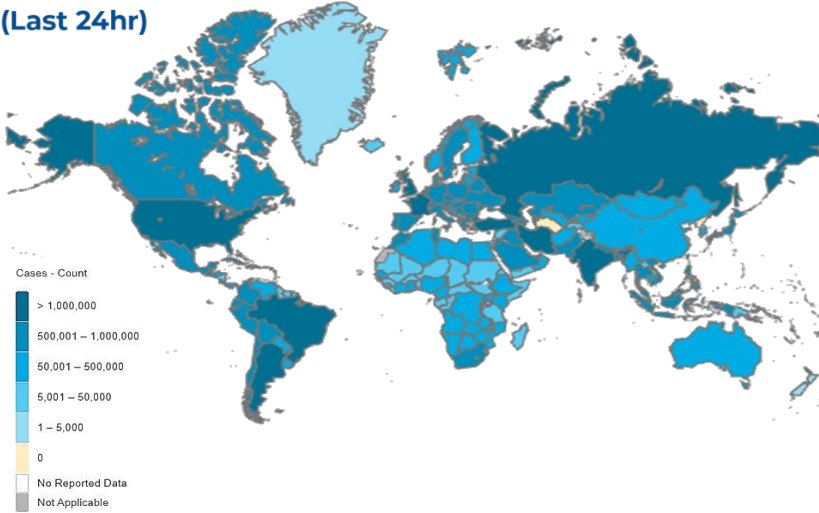
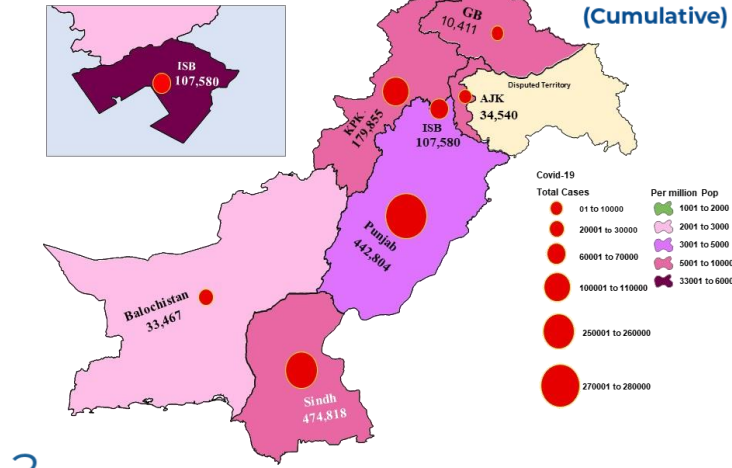




GLOBAL UPDATES (Last 24hr)



PAKISTAN COVID-19 SNAPSHOT (Cumulative)



602,284 Confirmed	8,155 Deaths	-13.81% Daily Changes	5.33% Daily Changes	7,702,859,718 Vaccine doses <small>As on 24th November 2021</small>	21,123,930 Suspected	21,832,091 Tests	1,283,475 Confirmed
1,241,289 Recovered	13,489 Active	28,697 Deaths					

PAKISTAN SNAPSHOT (LAST 24hr)

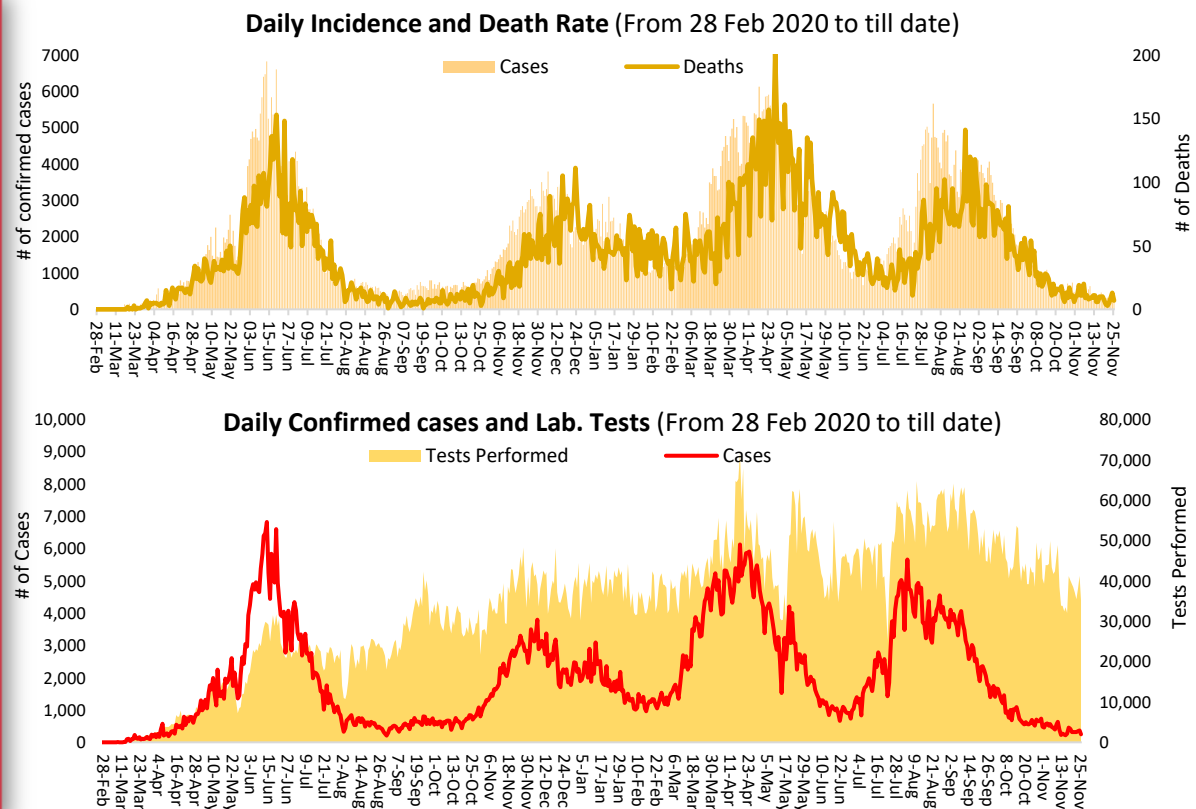
33,514 Suspected	35,176 Tests	252 Confirmed	294 Recovered	958 Critical	07 Deaths
----------------------------	------------------------	-------------------------	-------------------------	------------------------	---------------------

PAKISTAN VACCINE STATS

First Dose
79,587,750
Last 24 hrs:
179,766

Fully Vaccinated
49,613,535
Last 24 hrs:
179,766

Total Doses Administrated
121,777,985
Last 24 hrs:
306,991



Meetings & Coordination



On 25th November 2021, WHO Regional Director for the Eastern Mediterranean Dr Ahmed Al-Mandhari along with WHO Country Representative Pakistan Dr Palitha Mahipala visited the COVID-19 mobile vaccination van in Landhi Town, Malir District. The Director Polio Eradication WHO/HQ Mr Aidan O'Leary accompanied the WHO team. The delegation was welcomed by Director Health Services Karachi Dr Muhammad Akram Sultan. During the visit, Dr Mandhari was briefed on WHO support to COVID-19 vaccination efforts among the vulnerable population especially the Afghan refugees. Mobile vaccination vans have been set up in 5 districts of the Karachi Division where COVID-19 vaccination and other primary healthcare services are being provided.

The WHO Regional Director and WHO Country Representative Pakistan expressed their appreciation to the vaccinators and pledged WHO continued support towards immunization.

Positivity Rate by Major Cities/Districts

Districts	Daily Trend	Test Conducted (Last 24hrs)	Positive Cases (Last 24hrs)	Positivity Rate (%)
Abbottabad		367	2	0.5%
Swat		810	2	0.2%
Peshawar		1647	41	2.5%
Faisalabad		317	6	1.9%
Gujranawala		359	0	0.0%
Gujrat		402	1	0.2%
Lahore		3366	52	1.5%
Multan		346	1	0.3%
Rawalpindi		2202	14	0.6%
Islamabad		3804	26	0.7%
Karachi		2026	37	1.8%
Hyderabad		50	1	2.0%
Mirpur		30	0	0.0%
Muzaffarabad		31	0	0.0%

Summary Table by Province

Summary Table (Major Cities /Districts)

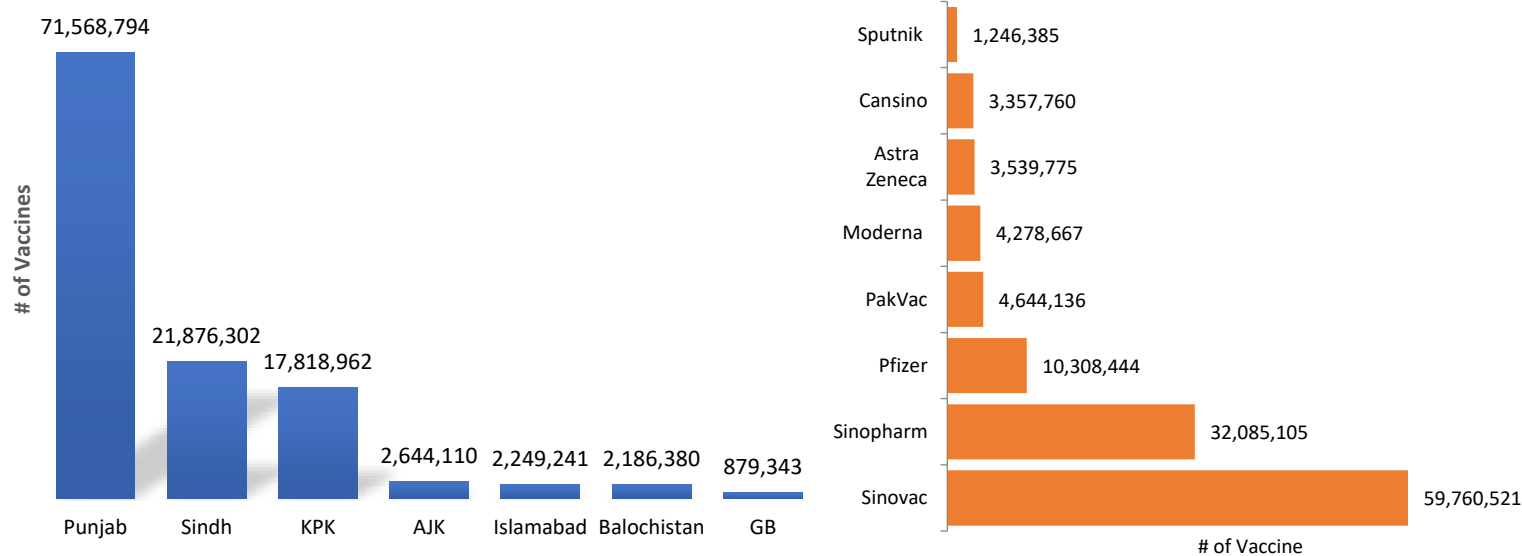
Districts	Hospitalized				Home or elsewhere Isolation
	Stable	On low flow oxygen	On High flow oxygen	On Vent	
Mirpur	02	01	00	00	08
Muzaffarabad	00	00	00	00	09
Quetta	00	00	03	00	38
Gilgit	00	01	00	00	00
Islamabad	00	25	28	06	217
Abbottabad	00	03	03	00	08
Peshawar	00	22	77	22	222
Swat	00	02	06	00	09
Bahawalpur	00	10	00	03	33
Faisalabad	00	07	34	04	2,512
Gujranwala	00	00	01	02	00
Lahore	04	12	81	29	2,434
Multan	00	39	00	12	1,030
Rawalpindi	27	06	17	01	160
Hyderabad	02	04	04	00	340
Karachi	00	77	72	14	3,220

Provinces	Lab Status				Stable	Hospitalized			Home Isolation	Total Recovered	Total Deaths
	Tested		Positive			Oxygen		On Vent.			
	Last 24hrs	Total (PCR+RA)	Last 24hrs	Total		On low flow	On High flow				
AJK	130	319,832	00	34,540	02	02	01	00	28	33,765	742
Balochistan	709	473,248	09	33,467	00	00	03	00	69	33,036	359
GB	331	211,284	00	10,411	00	01	00	00	13	10,211	186
Islamabad	3,804	2,236,870	26	107,580	00	25	28	06	217	106,352	952
KP	8,959	3,516,918	81	179,855	00	77	163	22	641	173,123	5,829
Punjab	14,411	8,318,612	90	442,804	24	145	234	64	4,661	424,666	13,010
Sindh	6,832	6,755,327	46	474,818	14	89	83	15	6,862	460,136	7,619

SARI/ILI surveillance summary, Week-46, 2021 (218 Sentinel Sites)

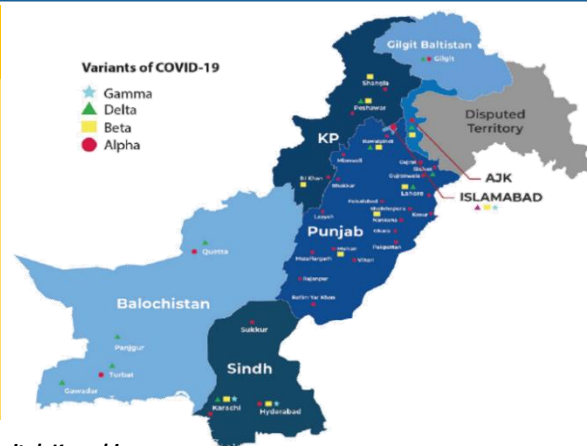
Province	SARI Cases					ILI Cases					Contact Tracing					Sentinel Sites			Bed Occupancy		
	Week-46					Week-46					Week-46					Week-46			Week-46		
	SARI Reported	Tested		Lab Positive		ILI Reported	Tested		Lab Positive		Contact Identified	Contact Lab Tested		Contact Lab Positive		Total Sentinel Sites	Sites Reported		Total Allocated Beds	Occupied Beds	
		No	%	No	%		No	%	No	%		No	%	No	%		No	%		No	%
Islamabad	69	69	100.0	3	4.3	298	210	70.5	5	2.4	18	10	55.6	2	20.0	7	7	100.0	539	75	13.9
Punjab	1031	1031	100.0	25	2.4	2346	1889	80.5	21	1.1	1674	1674	100.0	9	0.5	50	50	100.0	4235	334	7.9
Sindh	637	629	98.7	72	11.4	1824	1233	67.6	91	7.4	2163	2051	94.8	165	8.0	65	65	100.0	2758	172	6.2
KP	217	216	99.5	48	22.2	3529	3480	98.6	73	2.1	1605	1598	99.6	15	0.9	30	30	100.0	1666	194	11.6
Balochistan	161	133	82.6	10	7.5	874	302	34.6	15	5.0	436	320	73.4	9	2.8	44	42	95.5	266	136	51.1
AJK	14	14	100.0	0	0.0	151	133	88.1	0	0.0	0	0	0.0	0	0.0	9	9	100.0	588	26	4.4
GB	6	6	100.0	0	0.0	31	30	96.8	0	0.0	0	0	0.0	0	0.0	13	13	100.0	51	0	0.0
Total	2135	2098	98.3	158	7.5	9053	7277	80.4	205	2.8	5896	5653	95.9	200	3.5	218	216	99.1	10103	937	9.3

COVID-19 Vaccination status by province and vaccine doses



COVID-19 sequenced genomes

Province	Wild Type	ALPHA	BETA	GAMMA	DELTA	DELTA +	Total
Punjab	46	371	16	01	350	-	784
Sindh	77	121	235	34	276	-	743
KP	28	48	06	-	24	-	106
Baluchistan	07	03	-	-	56	-	66
Islamabad	246	135	19	01	860	03	1264
Gilgit	05	-	-	-	11	-	16
AJK	04	04	01	-	02	-	11
Unspecified	27	44	15	01	31	-	118
Totals	440	726	292	37	1610	03	3,108



Data Source: GISAID: <https://www.gisaid.org/>, National Institute of Health, Pakistan, Aga Khan University hospital, Karachi.

The reported data is inclusive of PCR based genotyping for SARS-CoV2 variants and Whole Genome Sequencing information. Variant of Interest data is not including in this report.

Contact Details

Dr Palitha Mahipala

WHO Representative
WHO Country Office
Islamabad – Pakistan
Tel: +92 51 9255183
Email: mahipalap@who.int

Dr Michael Lukwiya

Incident Manager
WHO Country Office
Islamabad - Pakistan
Tel: +92 51 9255184
Email: lukwiyam@who.int